

# EMN-KCMD Migration Country Factsheets: Statistical Annexes 2020 and How to Read guide

*Statistical annex based on  
2019 data, complementing  
the 2020 issue of EMN-KCMD  
Country Factsheets*

Sermi, F; Belmonte, M.; Tarchi, D.; Kalantaryan,  
S.; Urso, G.; McMahon, S.

2020

This publication is a report by the Joint Research Centre (JRC), the European Commission's science and knowledge service. It aims to provide evidence-based scientific support to the European policymaking process. The scientific output expressed does not imply a policy position of the European Commission. Neither the European Commission nor any person acting on behalf of the Commission is responsible for the use that might be made of this publication. For information on the methodology and quality underlying the data used in this publication for which the source is neither Eurostat nor other Commission services, users should contact the referenced source. The designations employed and the presentation of material on the maps do not imply the expression of any opinion whatsoever on the part of the European Union concerning the legal status of any country, territory, city or area or of its authorities, or concerning the delimitation of its frontiers or boundaries.

#### Contact information

Name: Francesco SERMI  
Address: via E. Fermi, 2749, I-21027, Ispra (VA), Italy  
Email: francesco.sermi@ec.europa.eu  
Tel.: (+39) 0332 786552

#### EU Science Hub

<https://ec.europa.eu/jrc>

JRC121297

PDF ISBN 978-92-76-20638-5 doi:10.2760/84203

Luxembourg: Publications Office of the European Union, 2020

© European Union, 2020



The reuse policy of the European Commission is implemented by the Commission Decision 2011/833/EU of 12 December 2011 on the reuse of Commission documents (OJ L 330, 14.12.2011, p. 39). Except otherwise noted, the reuse of this document is authorised under the Creative Commons Attribution 4.0 International (CC BY 4.0) licence (<https://creativecommons.org/licenses/by/4.0/>). This means that reuse is allowed provided appropriate credit is given and any changes are indicated. For any use or reproduction of photos or other material that is not owned by the EU, permission must be sought directly from the copyright holders.

All content © European Union, 2020

How to cite this report: Francesco Sermi, Martina Belmonte, Dario Tarchi, Sona Kalataryan, Giuliana Urso, Simon McMahon, *EMN-KCMD Migration Country Factsheets: Statistical Annexes 2020 and how to Read Guide*, Publications Office of the European Union, Luxembourg, 2020, ISBN 978-92-76-20638-5, doi:10.2760/84203, JRC121297.

# EMN Country Factsheets

## How to read the statistical annex

### GENERAL NOTES

These four pages describe each individual chart in the statistical annex. It also provides links to the data sources. The extraction date is 01 July 2020 for all sources. For any question, please contact [EMN](#) or [KCMD](#). EMN Country Factsheets are available [here](#).

For comparability purposes in future years EU values are calculated on the basis of the EU-27 Member States, following Eurostat's aggregate called 'EU27 countries (from 2020)'.

### COLOUR LEGEND

This colour/symbol code is used throughout the annex.

### LEGAL MIGRATION AND MOBILITY

#### Third-Country Nationals as % of total population (in the country and in the EU)

The bars show the number of people residing in the country who have the citizenship of neither the reporting country nor any other EU-27 Member States, or the UK. This is shown as an absolute number (right-hand side) and as a share of the total population (within the bars). Data covers the last four years. The yellow percentages indicate the share of Third-Country Nationals over total population in the EU-27.

*Link to data source:* [http://appsso.eurostat.ec.europa.eu/nui/show.do?dataset=migr\\_pop1ctz&lang=en](http://appsso.eurostat.ec.europa.eu/nui/show.do?dataset=migr_pop1ctz&lang=en)

#### Top 5 nationalities of number of first residence permits annually issued: number of permits and % of total annual permits

The bars show the number of first residence permits issued annually to the top five nationalities, in absolute number and as a percentage of the total number of residence permits issued by the country in each year.

Please note that due to a later publication date by the source, data covers an earlier four-year period.

If more than one nationality occupies the fifth position, only one is displayed (following an inverse alphabetical order).

*Link to data source:*

[http://appsso.eurostat.ec.europa.eu/nui/show.do?dataset=migr\\_resfirst&lang=en](http://appsso.eurostat.ec.europa.eu/nui/show.do?dataset=migr_resfirst&lang=en)

#### First residence permits annually issued: total number and % of total population in the country (and EU)

The bars show the number of first residence permits issued every year in the country for the last four years. The percentages on the top of each bar show the share of permits over the population both in the country and in the EU-27 (in yellow).

Please note that due to a later publication date by the source, data covers an earlier four-year period.

*Link to data source:*

[http://appsso.eurostat.ec.europa.eu/nui/show.do?dataset=migr\\_resfirst&lang=en](http://appsso.eurostat.ec.europa.eu/nui/show.do?dataset=migr_resfirst&lang=en)  
[https://appsso.eurostat.ec.europa.eu/nui/show.do?dataset=migr\\_pop1ctz&lang=en](https://appsso.eurostat.ec.europa.eu/nui/show.do?dataset=migr_pop1ctz&lang=en)

#### First residence permits annually issued by reason

The chart shows the types of first residence permits issued annually over the last four years. The reasons for issuing permits are Remunerated activities (referred to as 'Work'), Family, Education and Other. The group 'Other' includes Refugee status and subsidiary protection; Humanitarian reasons; Residence only; Unaccompanied minors; Victims of trafficking in human beings; and Other reasons not specified. Eurostat 'migr\_resoth' dataset provides this disaggregation. Please note that due to a later publication date by the source, data covers an earlier four-year period.

*Link to data source:* [http://appsso.eurostat.ec.europa.eu/nui/show.do?dataset=migr\\_resfirst&lang=en](http://appsso.eurostat.ec.europa.eu/nui/show.do?dataset=migr_resfirst&lang=en)

**First-time asylum applications: total number and as % of population in the country (and in EU)**

The bars show the annual number of first-time asylum applications in the country for the last four years.

The percentages on the top of each bar show the share of asylum applications over the population both in the country and in the EU-27 (in yellow).

**Link to data source:**

[http://appsso.eurostat.ec.europa.eu/nui/show.do?dataset=migr\\_asyappctza&lang=en](http://appsso.eurostat.ec.europa.eu/nui/show.do?dataset=migr_asyappctza&lang=en)  
[https://appsso.eurostat.ec.europa.eu/nui/show.do?dataset=migr\\_pop1ctz&lang=en](https://appsso.eurostat.ec.europa.eu/nui/show.do?dataset=migr_pop1ctz&lang=en)

**Top 5 nationalities of annual number of first-time asylum applications: number of applications and % of total first-time annual applications**

The chart shows the top five nationalities of people who have lodged applications for asylum in the country.

The top five nationalities are sorted top-down by decreasing number of first-time asylum applications. The number of annual applications per nationality and the share of these over the total annual applications in the Member State are shown.

Different colours are randomly associated with different nationalities; as a result, it might happen that two nationalities share the same colour.

If more than one nationality occupies the fifth position, only one is displayed (following an inverse alphabetical order).

**Link to data source:**

[http://appsso.eurostat.ec.europa.eu/nui/show.do?dataset=migr\\_asyappctza&lang=en](http://appsso.eurostat.ec.europa.eu/nui/show.do?dataset=migr_asyappctza&lang=en)

**Number of first-instance asylum decisions by outcome (% of total decisions)**

The chart shows the number (and share) of first-instance decisions on asylum applications in the Member State by outcome. It shows this for the last four years. It also shows the total number of decisions taken (right side of the bar). The possible outcomes are: 'Geneva convention status' (blue); 'Subsidiary protection' (light blue); 'Humanitarian protection' (cyan); and 'Rejected application' (grey). If an outcome is not available in the Member State or no decisions have resulted in that outcome, this is not displayed in the legend.

**Link to data source:** [http://appsso.eurostat.ec.europa.eu/nui/show.do?dataset=migr\\_asydcfsta&lang=en](http://appsso.eurostat.ec.europa.eu/nui/show.do?dataset=migr_asydcfsta&lang=en)

**Top 5 nationalities of annual number of first-instance decisions: number of decisions (% of total decisions in the country) and % of positive outcome**

The chart shows the five nationalities with the highest number of asylum decisions in the country, each year for the last four years. The number of decisions taken for each nationality are reported on the right of the bar. This is shown as an absolute number and as a share of the total number of decisions taken in the country in the year.

The outcome of the decision (positive or negative) is indicated by the colours and by the percentages in the relevant part of the bars (positive decisions only).

If more than one nationality occupies the fifth position, only one is displayed (following an inverse alphabetical order).

**Link to data source:**

[http://appsso.eurostat.ec.europa.eu/nui/show.do?dataset=migr\\_asydcfsta&lang=en](http://appsso.eurostat.ec.europa.eu/nui/show.do?dataset=migr_asydcfsta&lang=en)

**Third-Country Nationals resettled: absolute number and as % total resettled in EU**

The chart shows the number of Third-Country Nationals resettled to the country each year over the last four years. The percentages report the share of Third-Country Nationals resettled over the total number of those resettled to the EU-27.

**Link to data source:**

[https://appsso.eurostat.ec.europa.eu/nui/show.do?dataset=migr\\_asyresa&lang=en](https://appsso.eurostat.ec.europa.eu/nui/show.do?dataset=migr_asyresa&lang=en)

## UNACCOMPANIED MINORS

### Unaccompanied Minors applying for asylum in the country (and % of total applications from Unaccompanied Minors in EU)

The bars show the number of unaccompanied minors applying for asylum for the past four years in the country. It shows this as an absolute number and as a share of the total number of unaccompanied minors applying for asylum in all EU-27 Member States.

**Link to data source:**

[https://appsso.eurostat.ec.europa.eu/nui/show.do?dataset=migr\\_asyunaa&lang=en](https://appsso.eurostat.ec.europa.eu/nui/show.do?dataset=migr_asyunaa&lang=en)

### Unaccompanied Minors as % of first asylum applications (in the country and in EU)

The bars show the share of asylum applications lodged by Unaccompanied Minors over the total number of asylum applications lodged in the country during the same year. The yellow marker shows the share for the EU-27.

**Link to data source:**

[https://appsso.eurostat.ec.europa.eu/nui/show.do?dataset=migr\\_asyunaa&lang=en](https://appsso.eurostat.ec.europa.eu/nui/show.do?dataset=migr_asyunaa&lang=en);  
<http://appsso.eurostat.ec.europa.eu/nui/show.do?dataset=migr>

## INTEGRATION

The chart is divided into three subtopics, each described by two indicators. The value of the indicator [as %] is given for 'Nationals' (i.e. citizens of the Member State) and Third-Country Nationals – 'TCNs', i.e. citizens of non-EU-27 countries nor reporting country. The yellow marker shows the value of the same indicator for the EU-27. All values are relative to the last year available for both the EU and Member States.

<b>Social inclusion</b>	<p>Persons <b>at risk of poverty or social exclusion (18+)</b> shows the percentage of adults who are either at risk of poverty, face serious material deprivation or live in a household defined as having a 'very low work intensity'.  <b>Link to data source:</b> <a href="http://appsso.eurostat.ec.europa.eu/nui/show.do?dataset=ilc_peps05&amp;lang=en">http://appsso.eurostat.ec.europa.eu/nui/show.do?dataset=ilc_peps05&amp;lang=en</a></p> <p><b>Overcrowding rate (18+)</b> shows the percentage of adults who live in a household defined as 'overcrowded'.  <b>Link to data source:</b> <a href="http://appsso.eurostat.ec.europa.eu/nui/show.do?dataset=ilc_lvho15&amp;lang=en">http://appsso.eurostat.ec.europa.eu/nui/show.do?dataset=ilc_lvho15&amp;lang=en</a></p>
<b>Education</b>	<p><b>Early school leavers (18-24)</b> shows the proportion of people aged between 18 and 24 which has completed no more than lower secondary education and is not involved in further education or training.  <b>Link to data source:</b> <a href="http://appsso.eurostat.ec.europa.eu/nui/show.do?dataset=edat_lfse_01&amp;lang=en">http://appsso.eurostat.ec.europa.eu/nui/show.do?dataset=edat_lfse_01&amp;lang=en</a></p> <p><b>Neither Employed nor in Education or Training (18-24)</b> shows the proportion of people aged between 18 and 24 who are neither employed nor in education or training in the four weeks preceding the survey.  <b>Link to data source:</b> <a href="http://appsso.eurostat.ec.europa.eu/nui/show.do?dataset=edat_lfse_23&amp;lang=en">http://appsso.eurostat.ec.europa.eu/nui/show.do?dataset=edat_lfse_23&amp;lang=en</a></p>
<b>Labour market</b>	<p><b>Employment rate (15-64)</b> shows the percentage of the total working-age population which is employed.  <b>Link to data source:</b> <a href="http://appsso.eurostat.ec.europa.eu/nui/show.do?dataset=lfsa_ergan&amp;lang=en">http://appsso.eurostat.ec.europa.eu/nui/show.do?dataset=lfsa_ergan&amp;lang=en</a></p> <p><b>Unemployment rate (15-64)</b> indicates the percentage of unemployed people in the labour force. It is calculated as the ratio between the unemployed population over the sum of employed and unemployed population within the same group. <b>Link to data source:</b> <a href="http://appsso.eurostat.ec.europa.eu/nui/show.do?dataset=lfsa_urgan&amp;lang=en">http://appsso.eurostat.ec.europa.eu/nui/show.do?dataset=lfsa_urgan&amp;lang=en</a></p>

## CITIZENSHIP AND STATELESSNESS

### Stateless, Recognised Non-Citizens (RNC) and Unknown Citizens

The chart shows the number of people usually residing in the country and i) who are not considered as nationals by any State under the operation of its law ('Stateless' in blue); ii) who are not citizens of the reporting country nor of any other country, but who have established links to that country which include some but not all rights and obligations of full citizenship ('Recognised Non-Citizens' in light- blue); or iii) whose citizenship is unknown ('Unknown citizens' in dark blue); in a given year over the last four years.

**Link to data source:**

[http://appsso.eurostat.ec.europa.eu/nui/show.do?dataset=migr\\_pop1ctz&lang=en](http://appsso.eurostat.ec.europa.eu/nui/show.do?dataset=migr_pop1ctz&lang=en)

### Third-Country Nationals who have acquired citizenship as a share of total Third-Country Nationals (in the country and in the EU) and in absolute number

The chart shows the number of Third-Country Nationals, defined as citizens of non-EU-27 countries nor reporting country, who have acquired citizenship of the country for the last four years, in absolute number (right) and as a share of the total number of Third-Country Nationals resident in the country at the end of the year. The yellow marker indicates the share of TCNs who have acquired citizenship in the EU the same year.

**Link to data source:**

[http://appsso.eurostat.ec.europa.eu/nui/show.do?dataset=migr\\_acq&lang=en](http://appsso.eurostat.ec.europa.eu/nui/show.do?dataset=migr_acq&lang=en);  
[http://appsso.eurostat.ec.europa.eu/nui/show.do?dataset=migr\\_acqs&lang=en](http://appsso.eurostat.ec.europa.eu/nui/show.do?dataset=migr_acqs&lang=en)

### Top 5 nationalities by number of citizenship acquisition in 2018: absolute number and % of total acquisitions in the country by Third-Country Nationals

The chart shows the five largest nationality groups of people who acquired citizenship in 2018. It shows this as an absolute number and as a share of the total number of citizenship acquisitions.

If more than one nationality occupies the fifth position, only one is displayed (following an inverse alphabetical order).

**Link to data source:**

[http://appsso.eurostat.ec.europa.eu/nui/show.do?dataset=migr\\_acq&lang=en](http://appsso.eurostat.ec.europa.eu/nui/show.do?dataset=migr_acq&lang=en);  
[http://appsso.eurostat.ec.europa.eu/nui/show.do?dataset=migr\\_acqs&lang=en](http://appsso.eurostat.ec.europa.eu/nui/show.do?dataset=migr_acqs&lang=en)

## BORDERS, SCHENGEN AND VISAS

### Lodged short stay Visa applications (% of Schengen)

The chart shows the number of short stay visas annually applied for in the Member State's consulates around the world for the last four years. For Schengen countries, short stay visas include uniform visas (entitling the holder to stay in the territories of all Member States for a period of maximum 90 days within 180 days and that may be issued for a single entry or multiple entries (MEVs)), visas with limited territorial validity (LTVs), and airport transit visa (ATVs). The percentage on top of each column represents the share of these applications over the total number of applications lodged in consulates of the EU Member States that are part of the Schengen area. Please note that the Member State whose consulate receives the visa application may be different from the Member State of main destination.

Bulgaria, Croatia, Cyprus and Romania do not yet issue uniform Schengen visas. For these Member States, the figures refer to national short-stay visas.

**Link to data source:** [https://ec.europa.eu/home-affairs/what-we-do/policies/borders-and-visas/visa-policy\\_en](https://ec.europa.eu/home-affairs/what-we-do/policies/borders-and-visas/visa-policy_en)

### Lodged Uniform Visa applications in top 5 consulate countries (% of total applications)

The chart shows the number of visa applications in the five consulate countries with the largest total number of applications. It shows this as an absolute number and as a share of total applications received by the consulates of the Member State.

Please note that the consulate country might not be the same as the country of citizenship of the visa applicant, as this information is not available at the EU level.

If more than one nationality occupies the fifth position, only one is displayed (following an inverse alphabetical order).

**Link to data source:** [https://ec.europa.eu/home-affairs/what-we-do/policies/borders-and-visas/visa-policy\\_en](https://ec.europa.eu/home-affairs/what-we-do/policies/borders-and-visas/visa-policy_en)

## IRREGULAR MIGRATION

The chart gives an overview of the trend for the last four years regarding the following parameters commonly related to 'irregular migration':

- **Refused entry at the external borders** – Third-Country Nationals formally refused permission to enter the territory of a country during controls at its external borders (including airports, harbours and borderlines).  
**Link to data source:** [https://appsso.eurostat.ec.europa.eu/nui/show.do?dataset=migr\\_eirfs&lang=en](https://appsso.eurostat.ec.europa.eu/nui/show.do?dataset=migr_eirfs&lang=en)
- **Founded to be illegally present** – Third-Country Nationals who are detected by a country's authorities and have been determined to be illegally present (people who have been found to have entered illegally as well as to those who may have entered legally but remained on an illegal basis, i.e. overstaying their permission to remain) under national laws relating to immigration.  
**Link to data source:** [http://appsso.eurostat.ec.europa.eu/nui/show.do?dataset=migr\\_eipre&lang=en](http://appsso.eurostat.ec.europa.eu/nui/show.do?dataset=migr_eipre&lang=en)
- **Ordered to leave the country (OTL)** – Third-Country Nationals who are subject to an administrative or judicial decision or act stating that their stay is illegal and imposing an obligation to leave the territory of the country.  
**Link to data source:** [http://appsso.eurostat.ec.europa.eu/nui/show.do?dataset=migr\\_eiord&lang=en](http://appsso.eurostat.ec.europa.eu/nui/show.do?dataset=migr_eiord&lang=en)
- **Returned following an OTL** – Third-Country Nationals who have left the territory of the Member State, following an administrative or judicial decision or act stating that their stay is illegal and imposing an obligation to leave the territory.  
**Link to data source:** [https://appsso.eurostat.ec.europa.eu/nui/show.do?dataset=migr\\_eirtn&lang=en](https://appsso.eurostat.ec.europa.eu/nui/show.do?dataset=migr_eirtn&lang=en)

## TRAFFICKING IN HUMAN BEINGS

### Number of residence permits issued to victims of Trafficking in Human Beings

The chart shows the number of residence permits issued to victims of Trafficking in Human Beings for the last four years. Please note that due to a later publication date by the source, data covers an earlier four-year period.

**Link to data source:** [https://appsso.eurostat.ec.europa.eu/nui/show.do?dataset=migr\\_resoth&lang=en](https://appsso.eurostat.ec.europa.eu/nui/show.do?dataset=migr_resoth&lang=en)

## RETURN AND READMISSION

### Number of Third-Country Nationals who left the territory by type of return

The chart shows the number of Third Country Nationals who left the territory following an order to leave (OTL) by type of return (in percentage): enforced (blue), voluntary (cyan) and other types (dark blue), which refer to the situation in which it can be reasonably presumed that the third country national returned based on some assumptions. Data refers to annual totals over the last four years. The total number of total annual returns is on the right.

**Link to data source:** [https://appsso.eurostat.ec.europa.eu/nui/show.do?dataset=migr\\_eirt\\_vol&lang=en](https://appsso.eurostat.ec.europa.eu/nui/show.do?dataset=migr_eirt_vol&lang=en)



## GENERAL NOTES

This four-page statistical annex complements the Country Factsheet with relevant migration-related data organised in nine thematic sections. The dashboard-like layout of the annex allows comparability across countries as well as simultaneous visualisation of different indicators.

Whenever data is not available, the relative chart is left blank or indicated with 'N/A'. Data are provided for the latest available year or the latest available four-year period.

The sum of percentages or of individual values might not add up to 100 or to the total value. This is due to rounding and confidence intervals in the original data. A How to Read guide, describing each chart and reporting the sources, is available on the EMN website.

## COLOUR LEGEND

Whenever not specified, the following colour legend is adopted. Colours for multiple nationalities are randomly chosen.

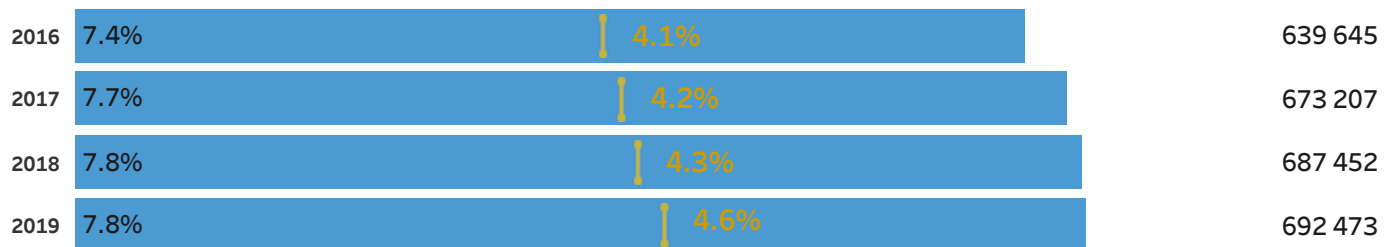
■ data relative to Austria

■ data relative to EU

## LEGAL MIGRATION AND MOBILITY

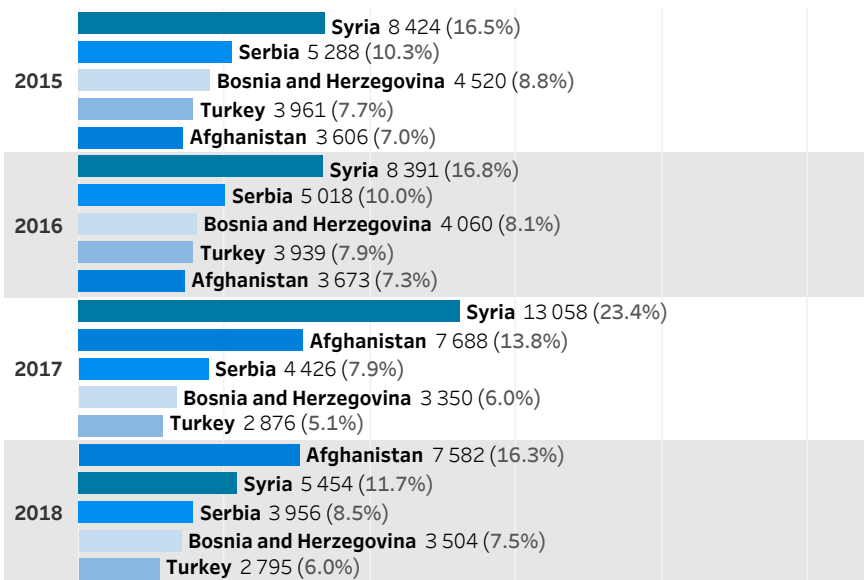
### Third-Country Nationals (TCNs) as % of total population (in the country and in the EU)

SOURCE: Eurostat (migr\_pop1ctz)



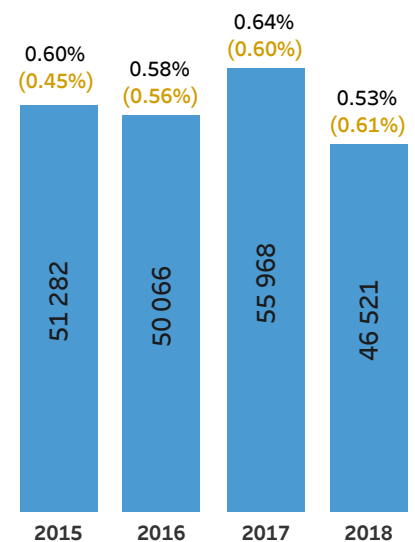
### Top 5 nationalities of number of first residence permits annually issued: number of permits and % of total annual permits

SOURCE: Eurostat (migr\_resfirst)



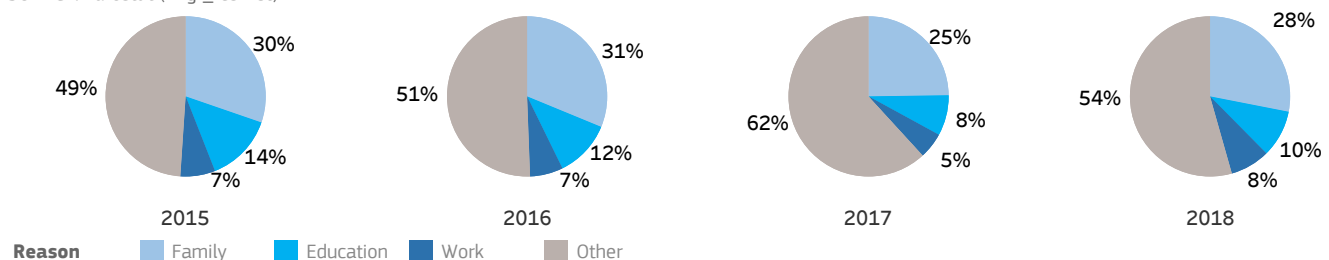
### First residence permits annually issued: tot. num. and % of tot. pop. in the country (and EU)

SOURCE: Eurostat (migr\_resfirst)



### First residence permits annually issued by reason

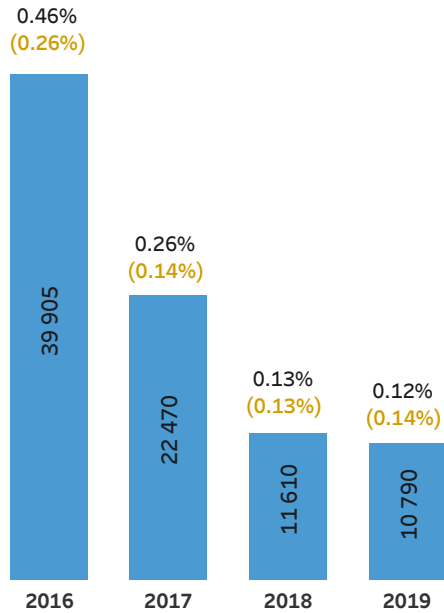
SOURCE: Eurostat (migr\_resfirst)



**INTERNATIONAL PROTECTION INCLUDING ASYLUM**

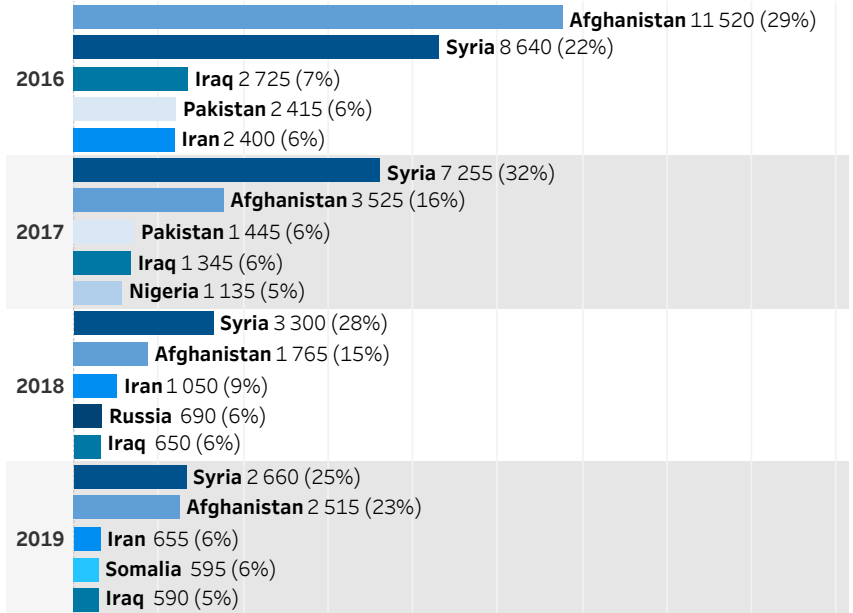
**First-time asylum applications: total num. and as % of population in the country (and in EU)**

SOURCE: Eurostat (migr\_asyappctza, migr\_pop1ctz)



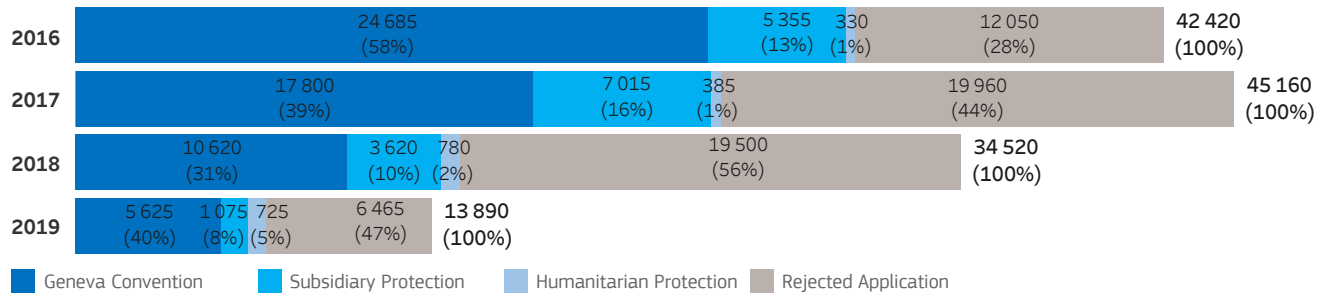
**Top 5 nationalities of annual number of first-time asylum applications: number of applications and % of total first-time annual applications**

SOURCE: Eurostat (migr\_asyappctza)



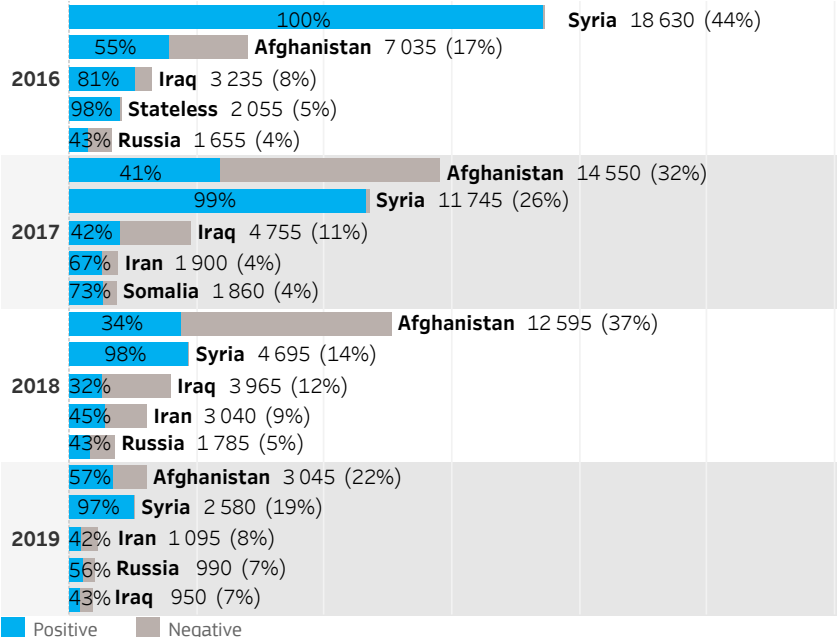
**Number of first-instance asylum decisions by outcome (% of total decisions)**

SOURCE: Eurostat (migr\_asydcfsta)



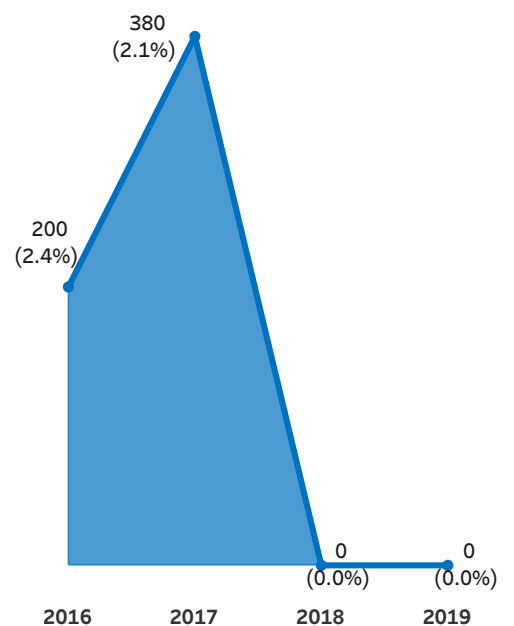
**Top 5 nationalities of annual number of first-instance decisions: number of decisions (% of total decisions in the country) and % of positive outcome**

SOURCE: Eurostat (migr\_asydcfsta)



**Third-Country Nationals resettled: absolute number and as % of total resettled in EU**

SOURCE: Eurostat (migr\_asyres)

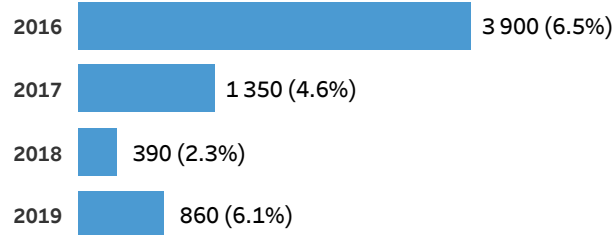




## UNACCOMPANIED MINORS

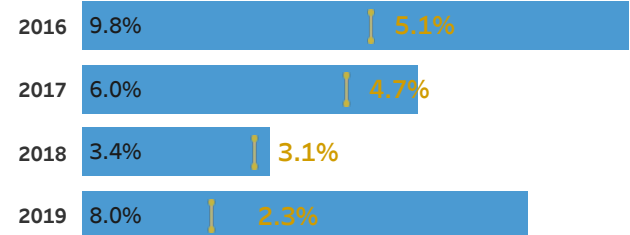
### Unaccompanied Minors applying for asylum in the country (and % of total applications from Unaccompanied Minors in EU)

SOURCE: Eurostat (migr\_asyunaa)



### Unaccompanied Minors as % of first asylum applications (in the country and in EU)

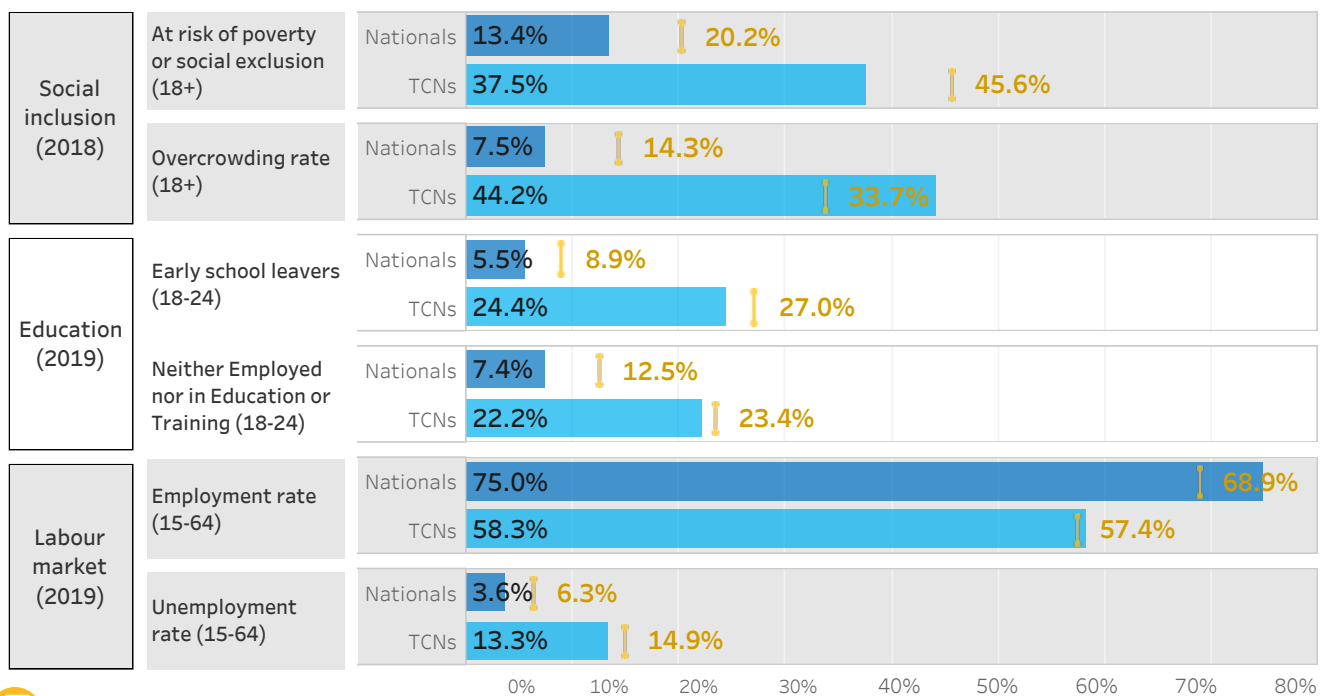
SOURCE: Eurostat (migr\_asyunaa)



## INTEGRATION

### Integration indicators for nationals of the country (blue) and Third-Country Nationals (TCNs - light blue) in the country (when available). The same indicator is provided in yellow for EU. Data are relative to the last year available.

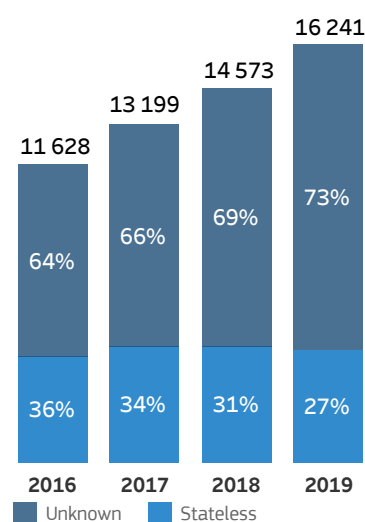
SOURCE: Eurostat (ilc\_peps05, ilc\_lvho15, edat\_lfse\_01, edat\_lfse\_23, lfsa\_ergan, lfsa\_urgan)



## CITIZENSHIP AND STATELESSNESS


### Stateless, Recogn. Non-Citizens (RNC) and Unknown Citizens

SOURCE: Eurostat (migr\_pop1ctza)



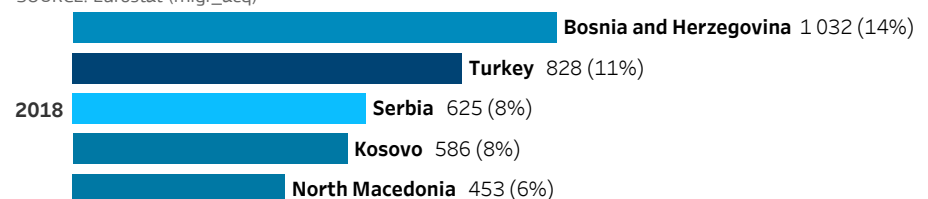
### Third-Country Nationals who have acquired citizenship as a share of total Third-Country Nationals (in the country and in the EU) and in absolute number

SOURCE: Eurostat (migr\_acqs, migr\_acq)



### Top 5 nationalities by number of citizenship acquisition in 2018: absolute number and % of total acquisitions in the country by Third-Country Nationals


SOURCE: Eurostat (migr\_acq)



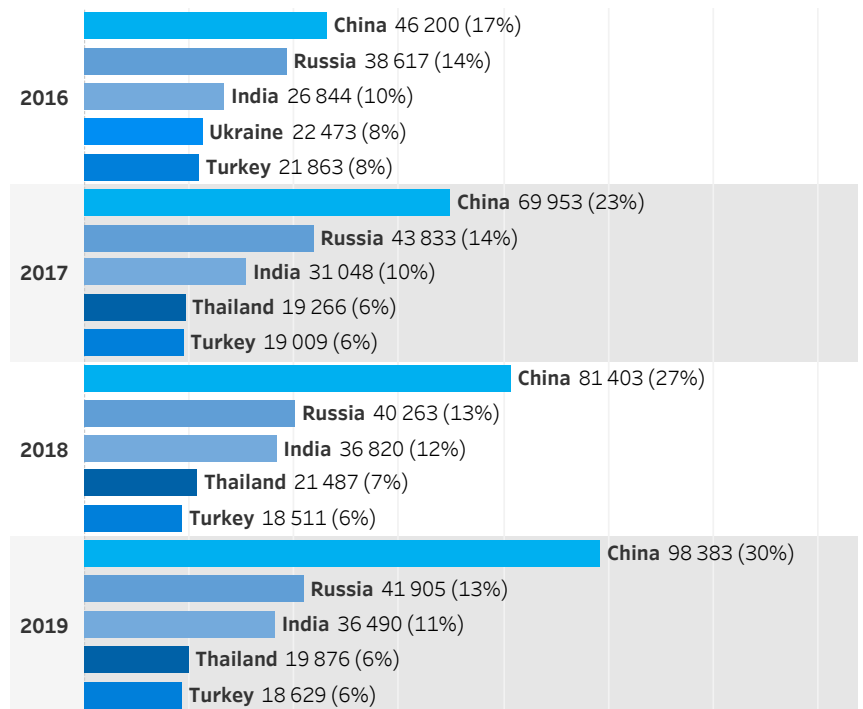
## BORDERS, SCHENGEN AND VISAS

SOURCE: DG Migration and Home Affairs (complete statistics on short-stay visas applications to Schengen States)

Lodged short-term Visa app. (% of Schengen)

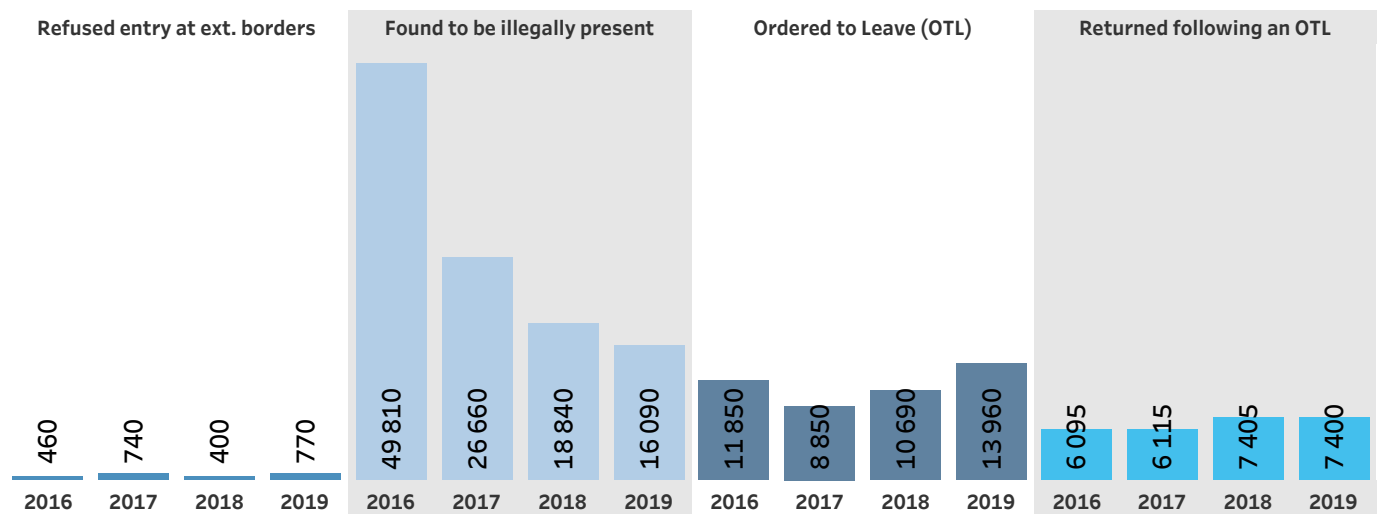


Lodged short-term Visa applications in top 5 consulate countries (% of total app.s)



## IRREGULAR MIGRATION

SOURCE: Eurostat (migr\_eirfs, migr\_eipre, migr\_eiord, migr\_eirtn)



## TRAFFICKING IN HUMAN BEINGS

Number of residence permits issued to victims of Trafficking in Human Beings

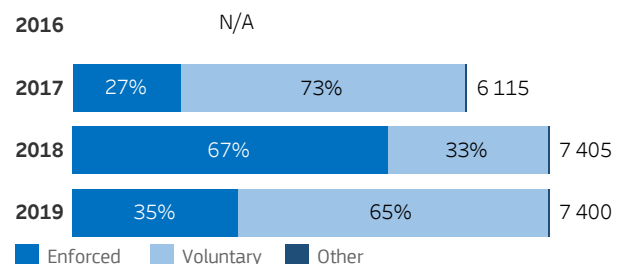
SOURCE: Eurostat (migr\_resoth)

0 or not available

## RETURN AND READMISSION

Number of Third-Country Nationals who left the territory by type of return

SOURCE: Eurostat (migr\_eirt\_vol)





## GENERAL NOTES

This four-page statistical annex complements the Country Factsheet with relevant migration-related data organised in nine thematic sections. The dashboard-like layout of the annex allows comparability across countries as well as simultaneous visualisation of different indicators.

Whenever data is not available, the relative chart is left blank or indicated with 'N/A'. Data are provided for the latest available year or the latest available four-year period.

The sum of percentages or of individual values might not add up to 100 or to the total value. This is due to rounding and confidence intervals in the original data. A How to Read guide, describing each chart and reporting the sources, is available on the EMN website.

## COLOUR LEGEND

Whenever not specified, the following colour legend is adopted. Colours for multiple nationalities are randomly chosen.

■ data relative to Belgium

■ data relative to EU

## LEGAL MIGRATION AND MOBILITY

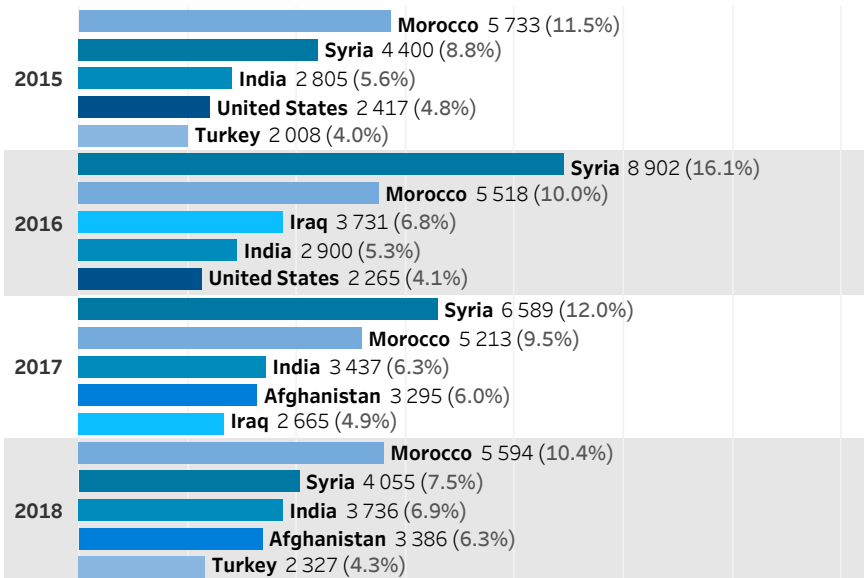
### Third-Country Nationals (TCNs) as % of total population (in the country and in the EU)

SOURCE: Eurostat (migr\_pop1ctz)



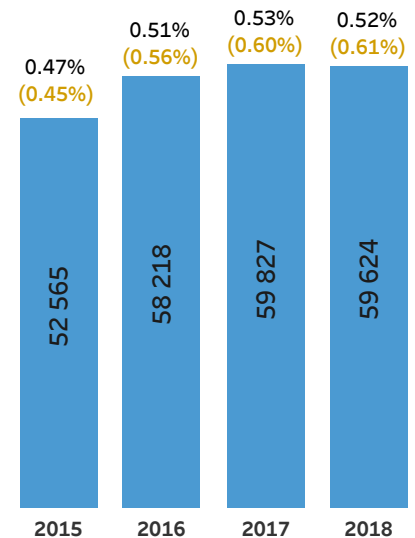
### Top 5 nationalities of number of first residence permits annually issued: number of permits and % of total annual permits

SOURCE: Eurostat (migr\_resfirst)



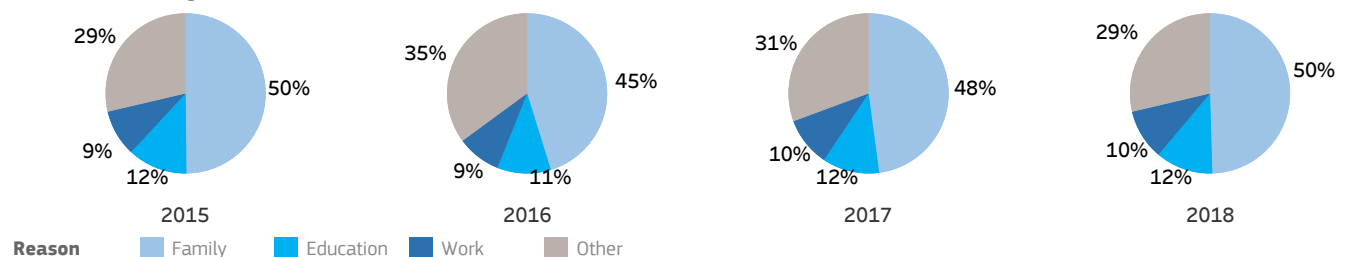
### First residence permits annually issued: tot. num. and % of tot. pop. in the country (and EU)

SOURCE: Eurostat (migr\_resfirst)



### First residence permits annually issued by reason

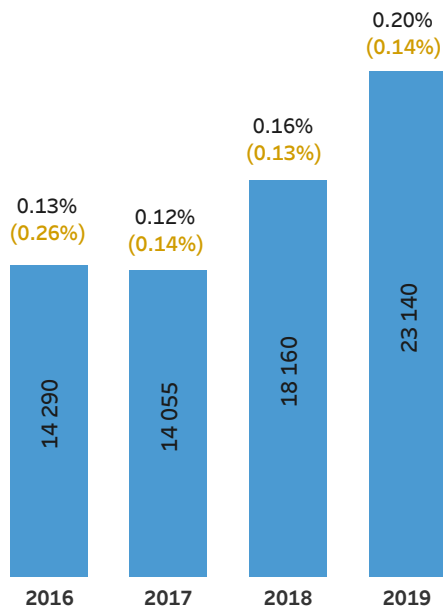
SOURCE: Eurostat (migr\_resfirst)



## INTERNATIONAL PROTECTION INCLUDING ASYLUM

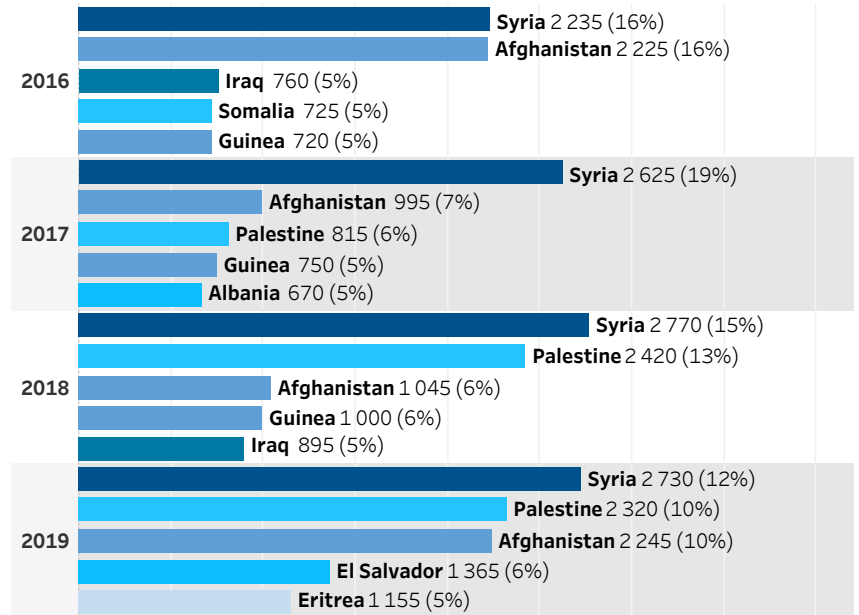
### First-time asylum applications: total num. and as % of population in the country (and in EU)

SOURCE: Eurostat (migr\_asyappctza, migr\_pop1ctz)



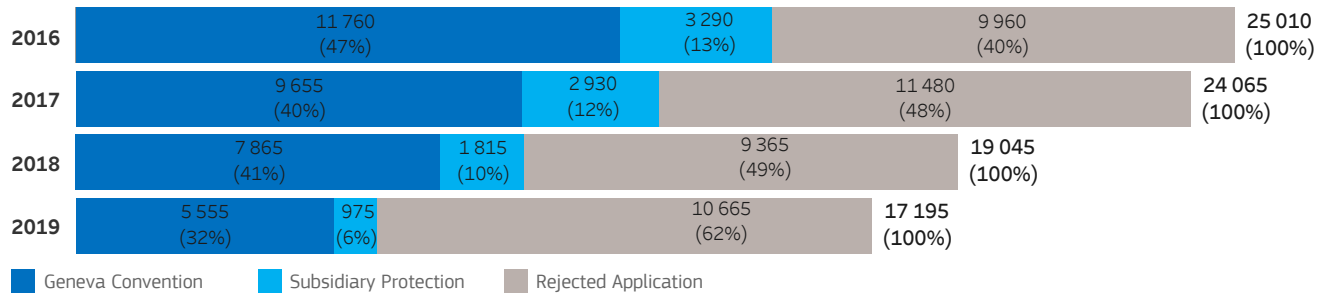
### Top 5 nationalities of annual number of first-time asylum applications: number of applications and % of total first-time annual applications

SOURCE: Eurostat (migr\_asyappctza)



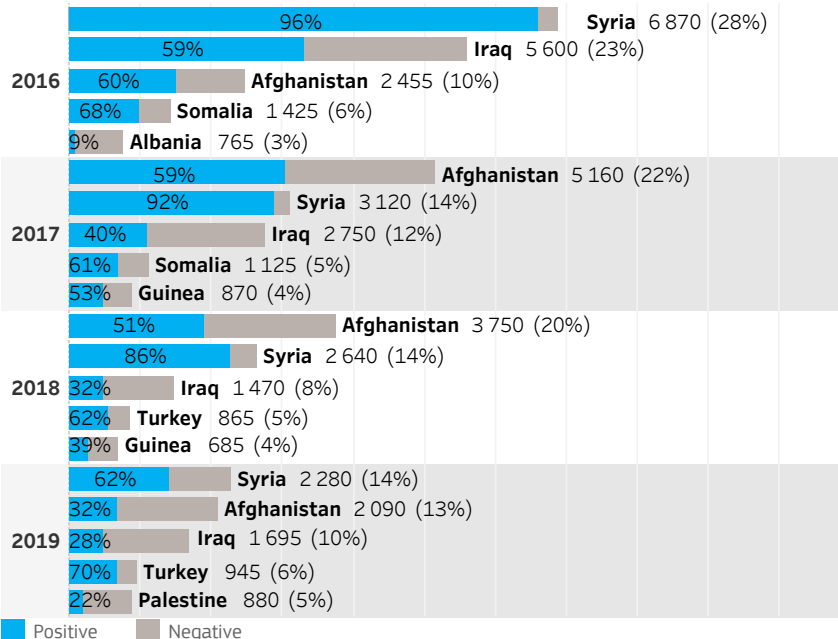
### Number of first-instance asylum decisions by outcome (% of total decisions)

SOURCE: Eurostat (migr\_asydcfsta)



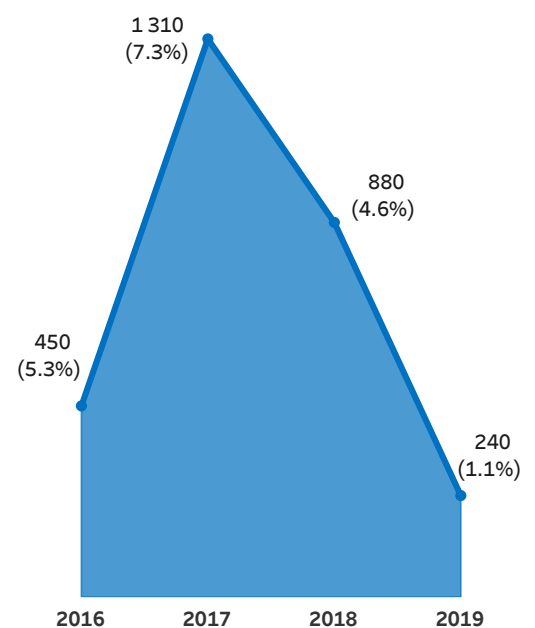
### Top 5 nationalities of annual number of first-instance decisions: number of decisions (% of total decisions in the country) and % of positive outcome

SOURCE: Eurostat (migr\_asydcfsta)



### Third-Country Nationals resettled: absolute number and as % of total resettled in EU

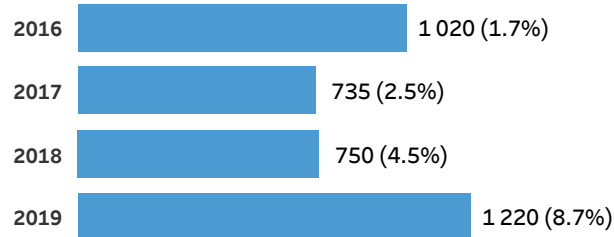
SOURCE: Eurostat (migr\_asyresa)



## UNACCOMPANIED MINORS

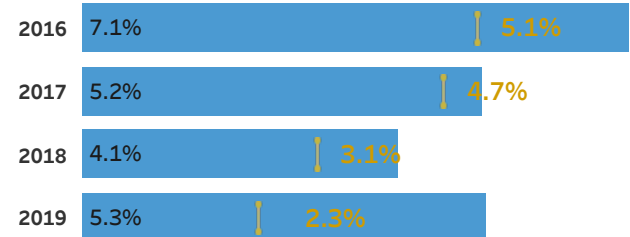
### Unaccompanied Minors applying for asylum in the country (and % of total applications from Unaccompanied Minors in EU)

SOURCE: Eurostat (migr\_asyunaa)



### Unaccompanied Minors as % of first asylum applications (in the country and in EU)

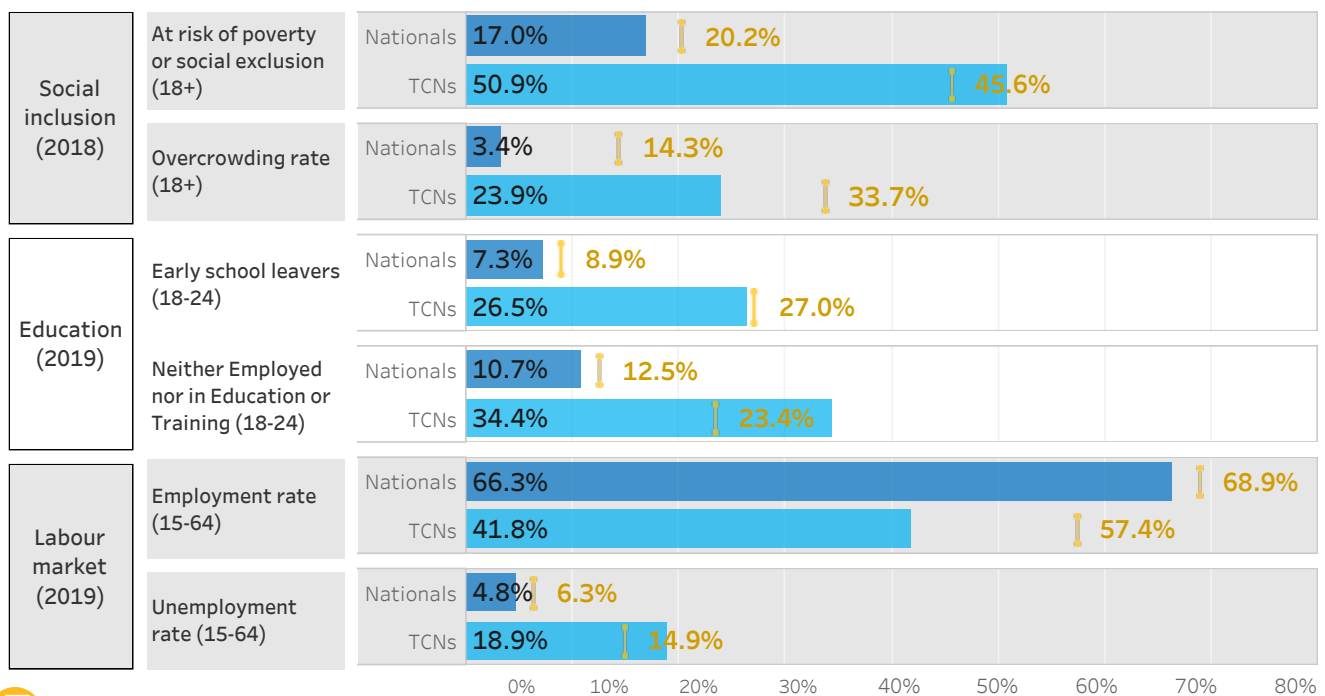
SOURCE: Eurostat (migr\_asyunaa)



## INTEGRATION

### Integration indicators for nationals of the country (blue) and Third-Country Nationals (TCNs - light blue) in the country (when available). The same indicator is provided in yellow for EU. Data are relative to the last year available.

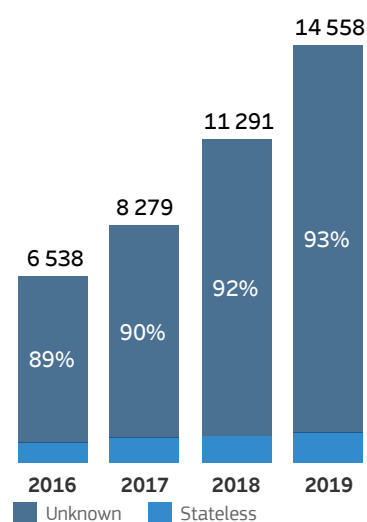
SOURCE: Eurostat (ilc\_peps05, ilc\_lvho15, edat\_lfse\_01, edat\_lfse\_23, lfsa\_ergan, lfsa\_urgan)



## CITIZENSHIP AND STATELESSNESS

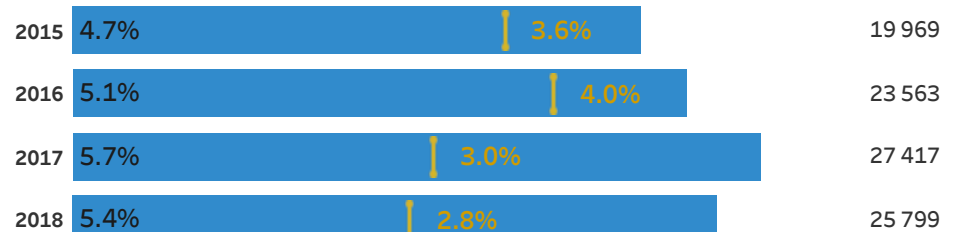
### Stateless, Recogn. Non-Citizens (RNC) and Unknown Citizens

SOURCE: Eurostat (migr\_pop1ctza)



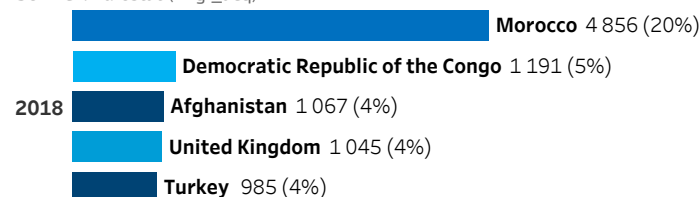
### Third-Country Nationals who have acquired citizenship as a share of total Third-Country Nationals (in the country and in the EU) and in absolute number

SOURCE: Eurostat (migr\_acqs, migr\_acq)



### Top 5 nationalities by number of citizenship acquisition in 2018: absolute number and % of total acquisitions in the country by Third-Country Nationals


SOURCE: Eurostat (migr\_acq)



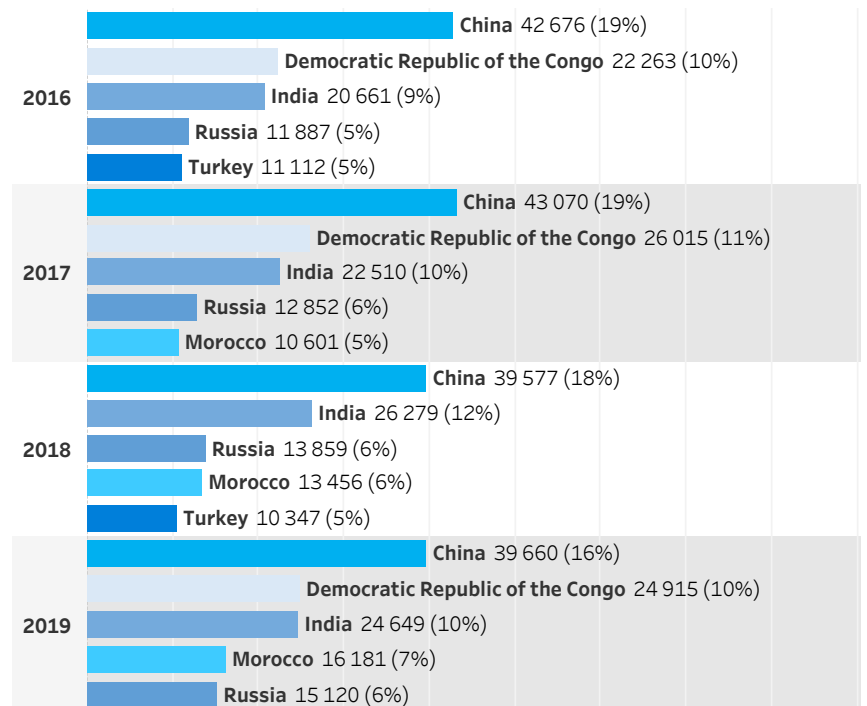
## BORDERS, SCHENGEN AND VISAS

SOURCE: DG Migration and Home Affairs (complete statistics on short-stay visas applications to Schengen States)

Lodged short-term Visa app. (% of Schengen)



Lodged short-term Visa applications in top 5 consulate countries (% of total apps)



## IRREGULAR MIGRATION

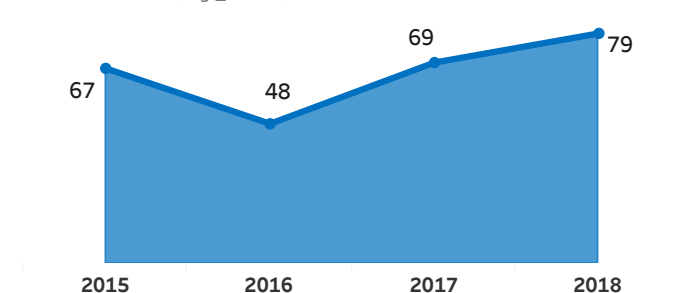
SOURCE: Eurostat (migr\_eirfs, migr\_eipre, migr\_eiord, migr\_eirtn)



## TRAFFICKING IN HUMAN BEINGS

Number of residence permits issued to victims of Trafficking in Human Beings

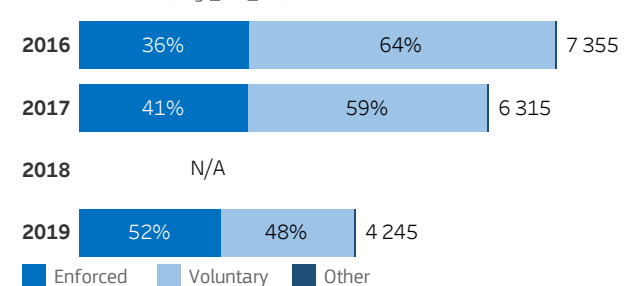
SOURCE: Eurostat (migr\_resoth)



## RETURN AND READMISSION

Number of Third-Country Nationals who left the territory by type of return

SOURCE: Eurostat (migr\_eirt\_vol)





## GENERAL NOTES

This four-page statistical annex complements the Country Factsheet with relevant migration-related data organised in nine thematic sections. The dashboard-like layout of the annex allows comparability across countries as well as simultaneous visualisation of different indicators.

Whenever data is not available, the relative chart is left blank or indicated with 'N/A'. Data are provided for the latest available year or the latest available four-year period.

The sum of percentages or of individual values might not add up to 100 or to the total value. This is due to rounding and confidence intervals in the original data. A How to Read guide, describing each chart and reporting the sources, is available on the EMN website.

## COLOUR LEGEND

Whenever not specified, the following colour legend is adopted. Colours for multiple nationalities are randomly chosen.

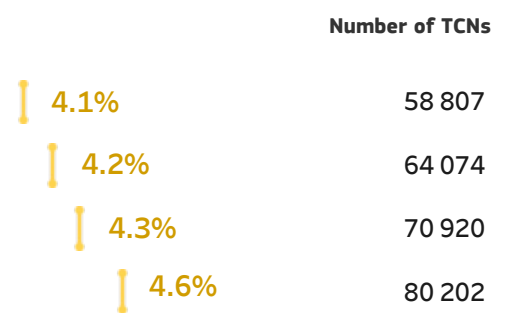
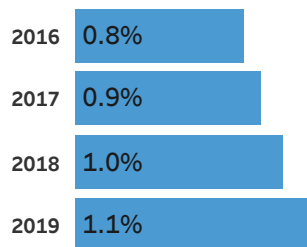
■ data relative to Bulgaria

■ data relative to EU

## LEGAL MIGRATION AND MOBILITY

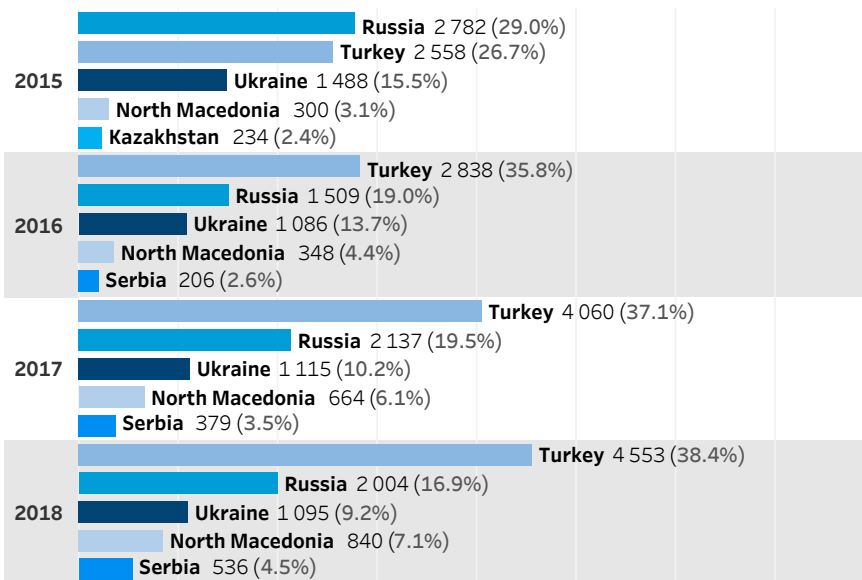
### Third-Country Nationals (TCNs) as % of total population (in the country and in the EU)

SOURCE: Eurostat (migr\_pop1ctz)



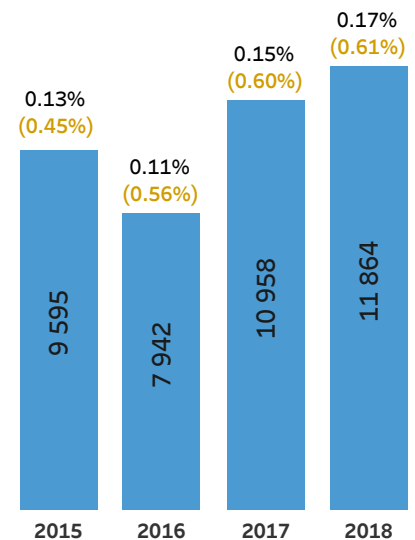
### Top 5 nationalities of number of first residence permits annually issued: number of permits and % of total annual permits

SOURCE: Eurostat (migr\_resfirst)



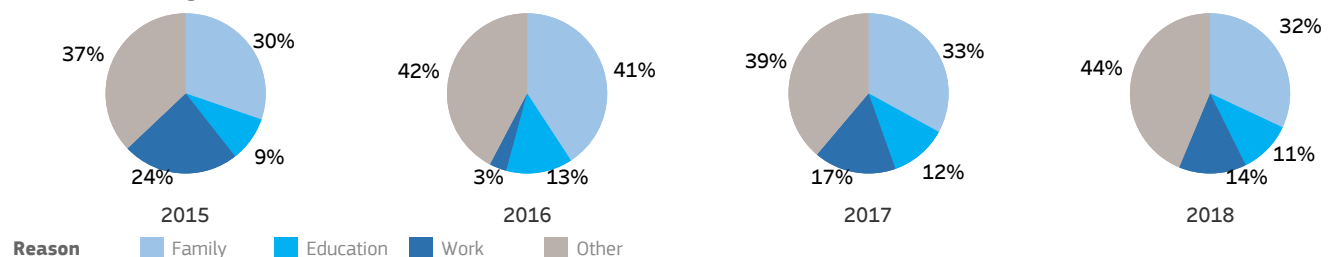
### First residence permits annually issued: tot. num. and % of tot. pop. in the country (and EU)

SOURCE: Eurostat (migr\_resfirst)



### First residence permits annually issued by reason

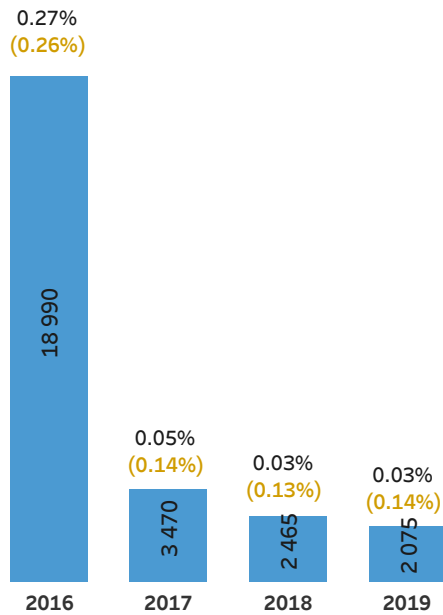
SOURCE: Eurostat (migr\_resfirst)



## INTERNATIONAL PROTECTION INCLUDING ASYLUM

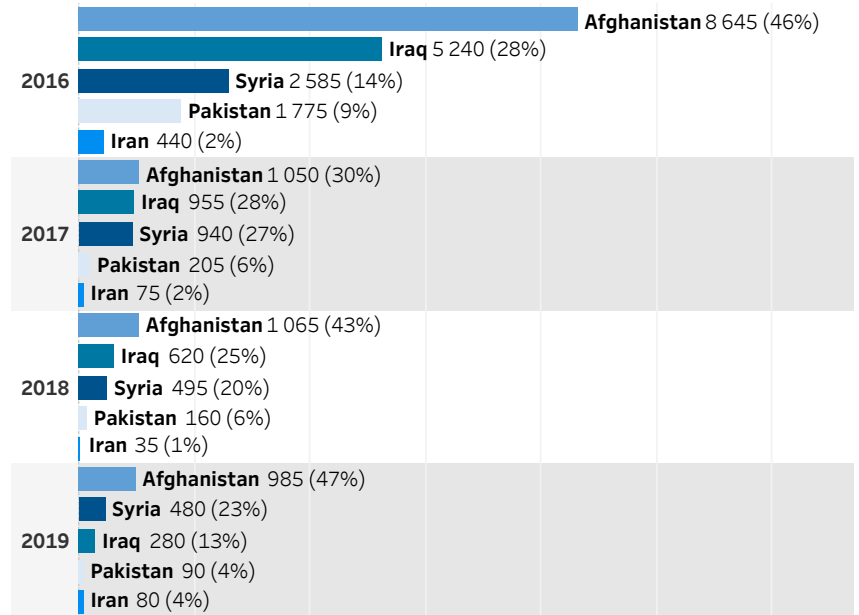
### First-time asylum applications: total num. and as % of population in the country (and in EU)

SOURCE: Eurostat (migr\_asyappctza, migr\_pop1ctz)



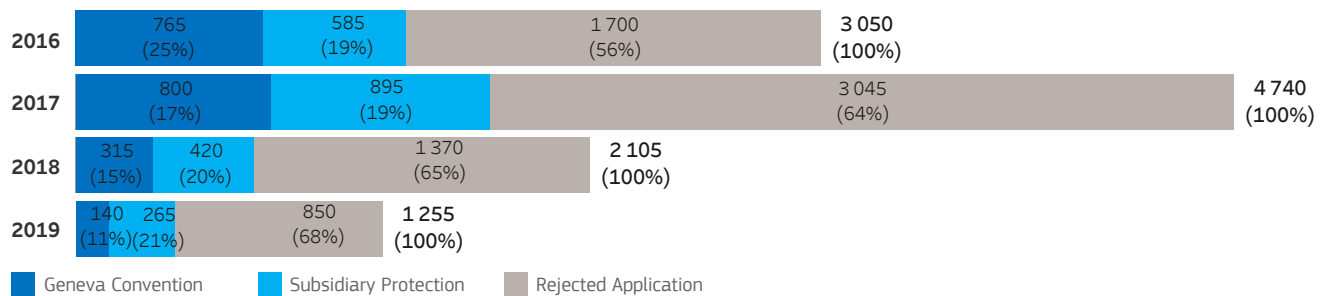
### Top 5 nationalities of annual number of first-time asylum applications: number of applications and % of total first-time annual applications

SOURCE: Eurostat (migr\_asyappctza)



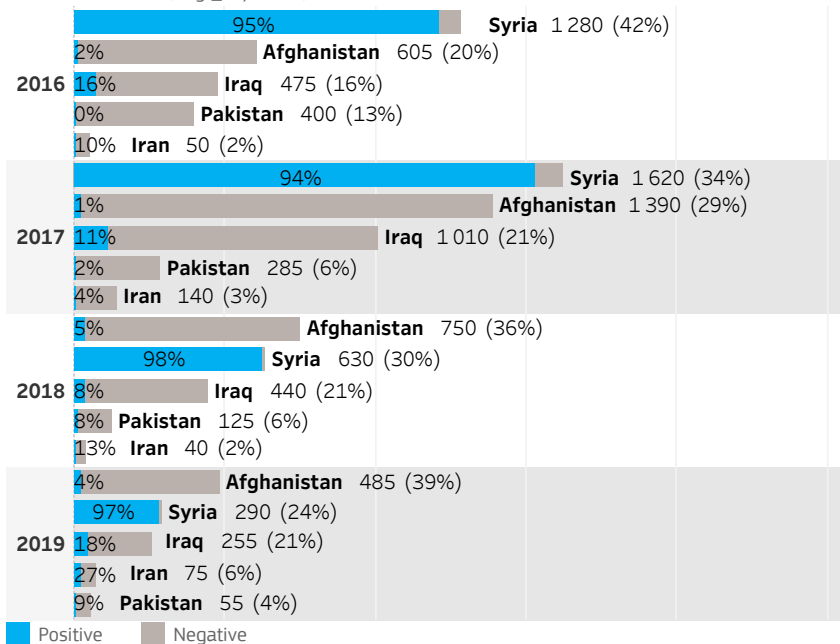
### Number of first-instance asylum decisions by outcome (% of total decisions)

SOURCE: Eurostat (migr\_asydcfst)



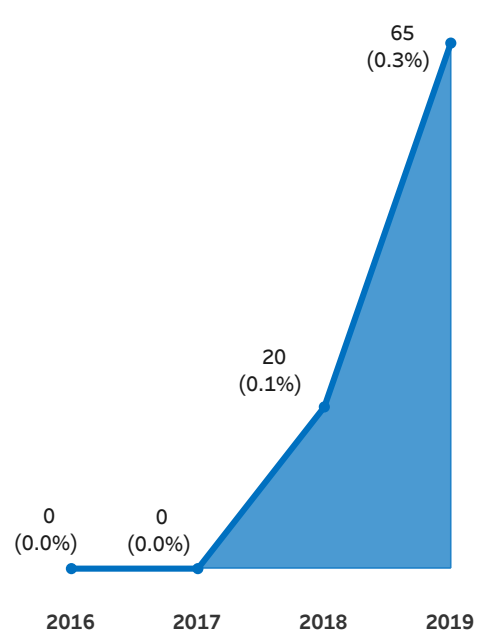
### Top 5 nationalities of annual number of first-instance decisions: number of decisions (% of total decisions in the country) and % of positive outcome

SOURCE: Eurostat (migr\_asydcfst)



### Third-Country Nationals resettled: absolute number and as % of total resettled in EU

SOURCE: Eurostat (migr\_asyresa)






## UNACCOMPANIED MINORS

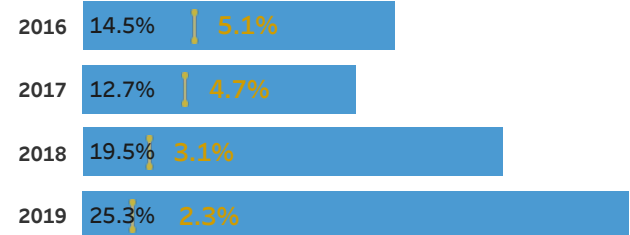
### Unaccompanied Minors applying for asylum in the country (and % of total applications from Unaccompanied Minors in EU)

SOURCE: Eurostat (migr\_asyunaa)



### Unaccompanied Minors as % of first asylum applications (in the country and in EU)

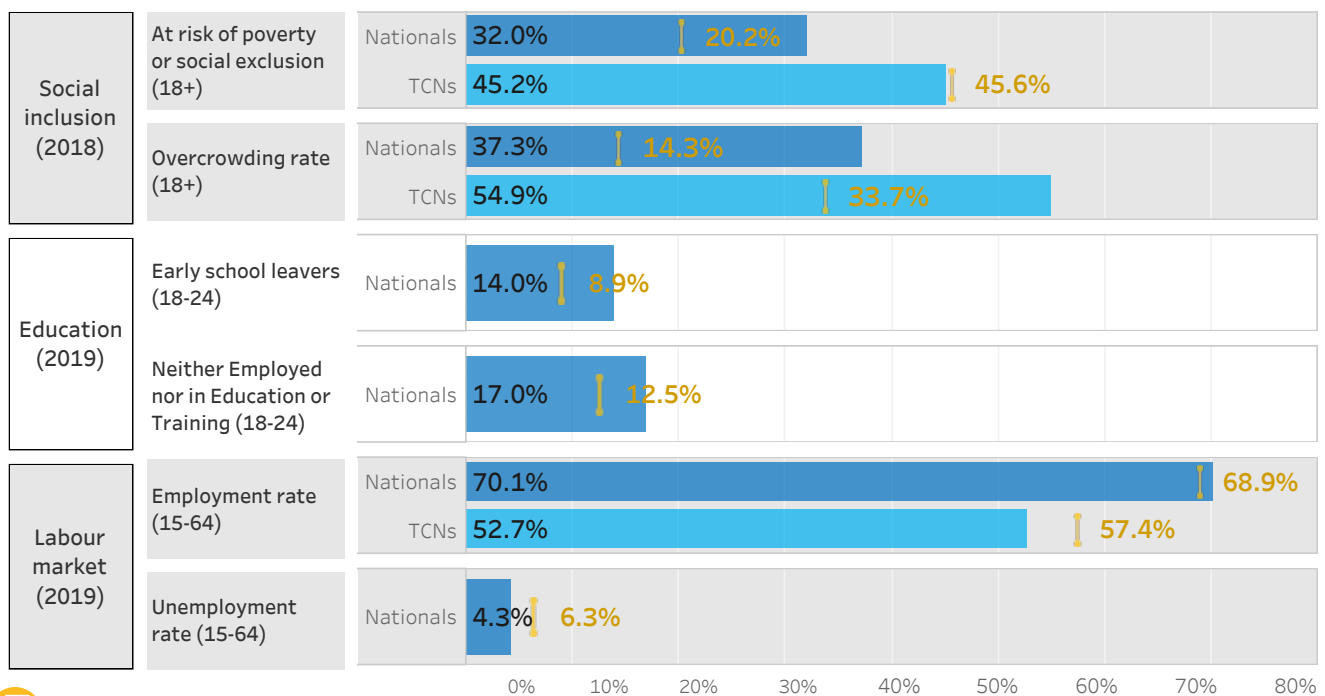
SOURCE: Eurostat (migr\_asyunaa)



## INTEGRATION

Integration indicators for nationals of the country (blue) and Third-Country Nationals (TCNs - light blue) in the country (when available). The same indicator is provided in yellow for EU. Data are relative to the last year available.

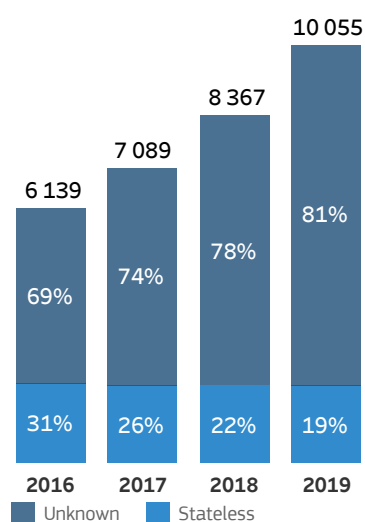
SOURCE: Eurostat (ilc\_peps05, ilc\_lvho15, edat\_lfse\_01, edat\_lfse\_23, lfsa\_ergan, lfsa\_urgan)



## CITIZENSHIP AND STATELESSNESS

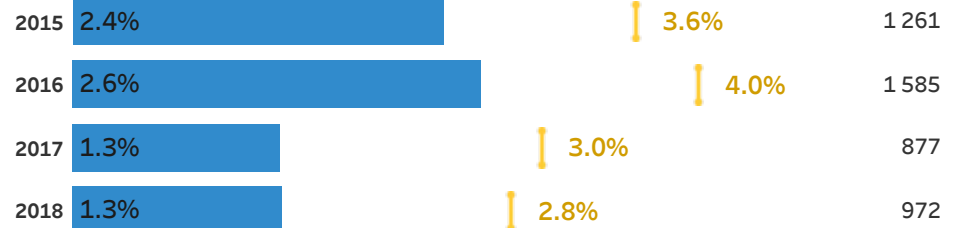
### Stateless, Recogn. Non-Citizens (RNC) and Unknown Citizens

SOURCE: Eurostat (migr\_pop1ctza)



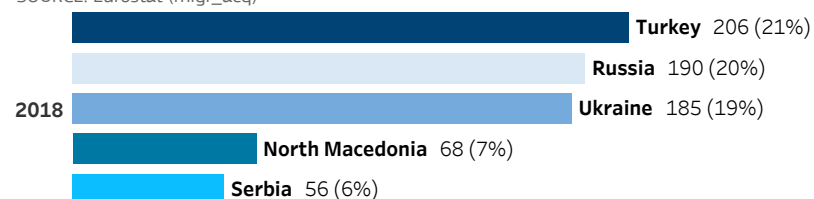
### Third-Country Nationals who have acquired citizenship as a share of total Third-Country Nationals (in the country and in the EU) and in absolute number

SOURCE: Eurostat (migr\_acqs, migr\_acq)



### Top 5 nationalities by number of citizenship acquisition in 2018: absolute number and % of total acquisitions in the country by Third-Country Nationals

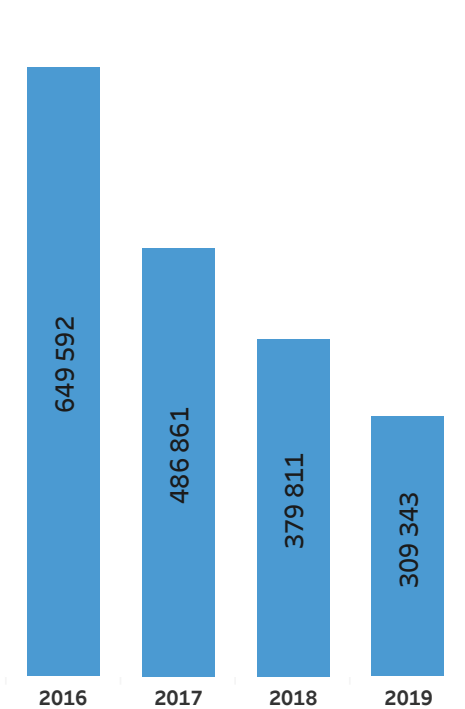
SOURCE: Eurostat (migr\_acq)



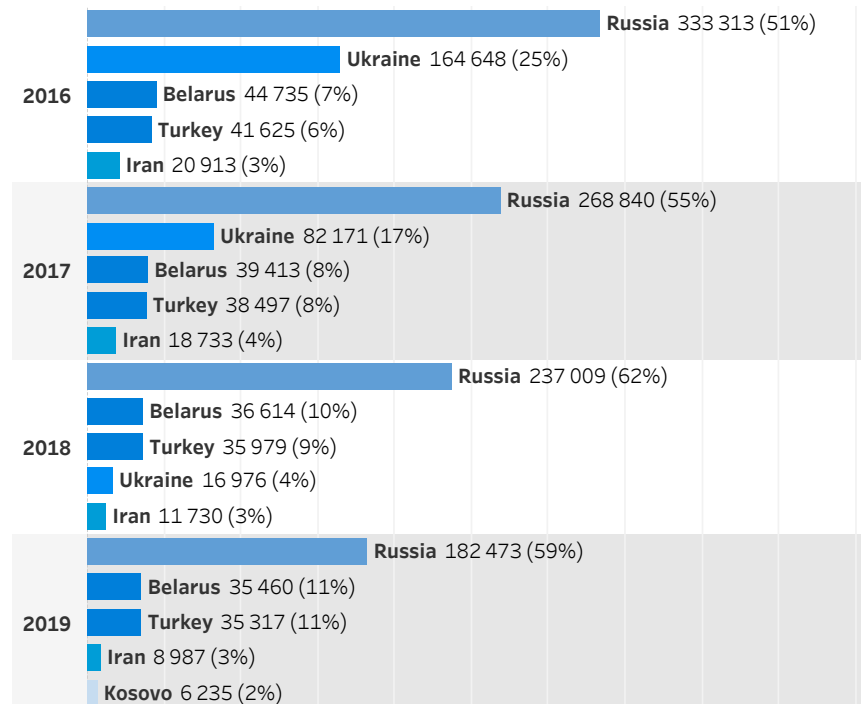
## BORDERS, SCHENGEN AND VISAS

SOURCE: DG Migration and Home Affairs (complete statistics on short-stay visas applications to Schengen States)

### Lodged short-term Visa app.

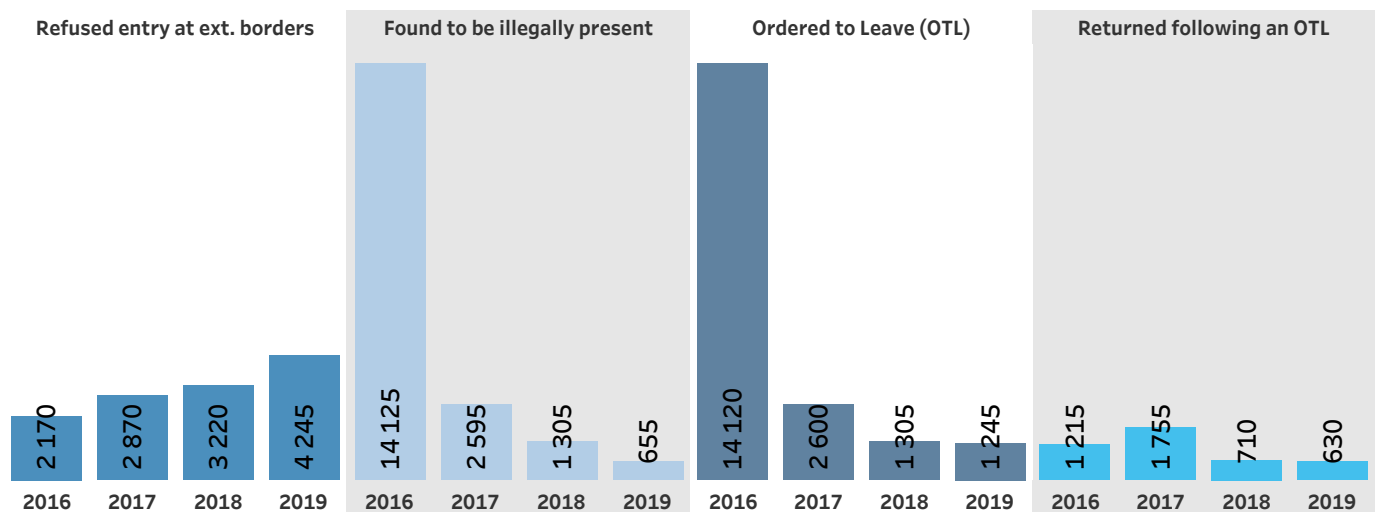


### Lodged short-term Visa applications in top 5 consulate countries (% of total app.s)



## IRREGULAR MIGRATION

SOURCE: Eurostat (migr\_eirfs, migr\_eipre, migr\_eiord, migr\_eirtn)



## TRAFFICKING IN HUMAN BEINGS

### Number of residence permits issued to victims of Trafficking in Human Beings

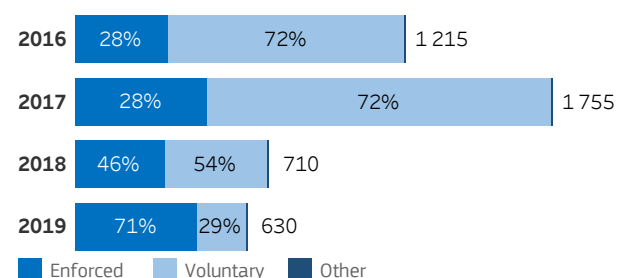
SOURCE: Eurostat (migr\_resoth)

0 or not available

## RETURN AND READMISSION

### Number of Third-Country Nationals who left the territory by type of return

SOURCE: Eurostat (migr\_eirt\_vol)





## GENERAL NOTES

This four-page statistical annex complements the Country Factsheet with relevant migration-related data organised in nine thematic sections. The dashboard-like layout of the annex allows comparability across countries as well as simultaneous visualisation of different indicators.

Whenever data is not available, the relative chart is left blank or indicated with 'N/A'. Data are provided for the latest available year or the latest available four-year period.

The sum of percentages or of individual values might not add up to 100 or to the total value. This is due to rounding and confidence intervals in the original data. A How to Read guide, describing each chart and reporting the sources, is available on the EMN website.

## COLOUR LEGEND

Whenever not specified, the following colour legend is adopted. Colours for multiple nationalities are randomly chosen.

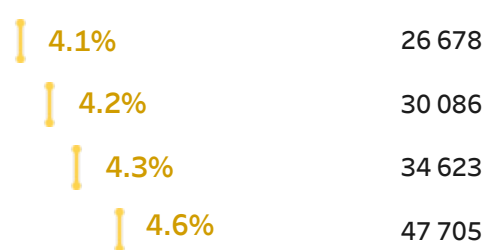
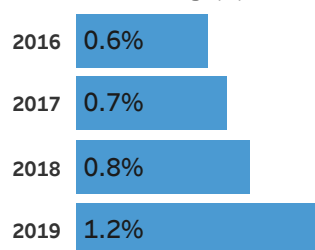
■ data relative to Croatia

■ data relative to EU

## LEGAL MIGRATION AND MOBILITY

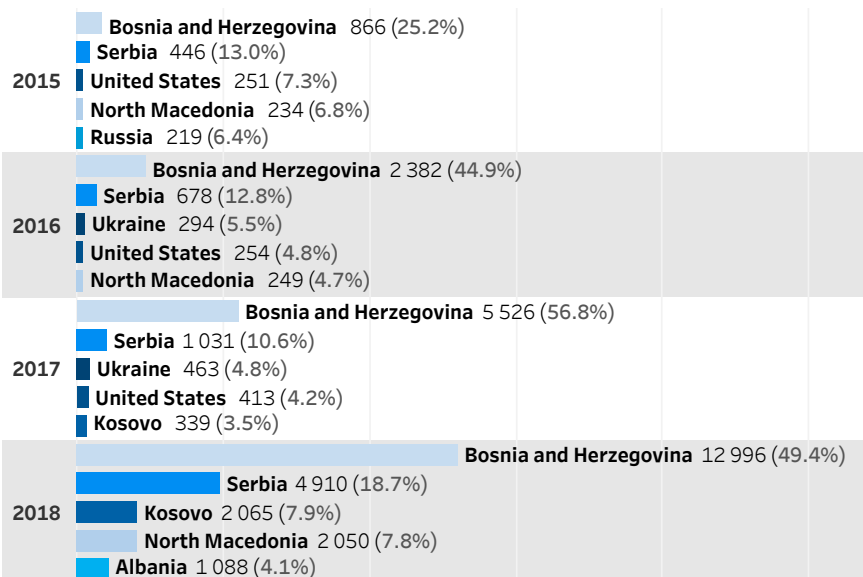
### Third-Country Nationals (TCNs) as % of total population (in the country and in the EU)

SOURCE: Eurostat (migr\_pop1ctz)



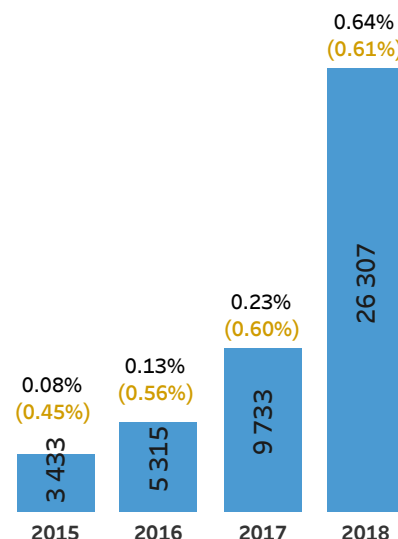
### Top 5 nationalities of number of first residence permits annually issued: number of permits and % of total annual permits

SOURCE: Eurostat (migr\_resfirst)



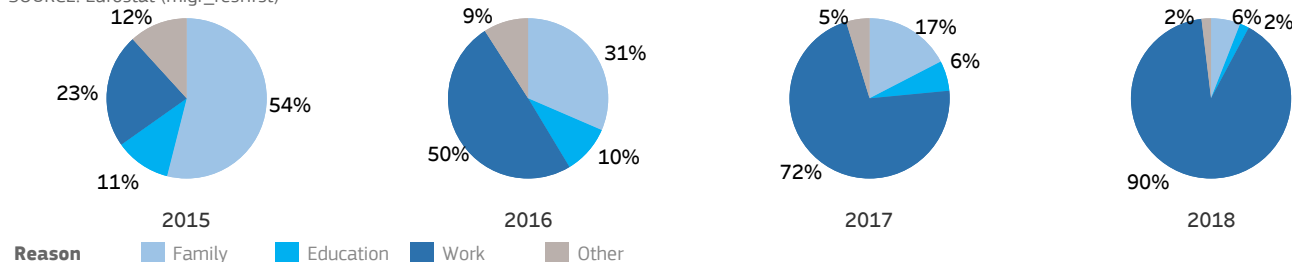
### First residence permits annually issued: tot. num. and % of tot. pop. in the country (and EU)

SOURCE: Eurostat (migr\_resfirst)



### First residence permits annually issued by reason

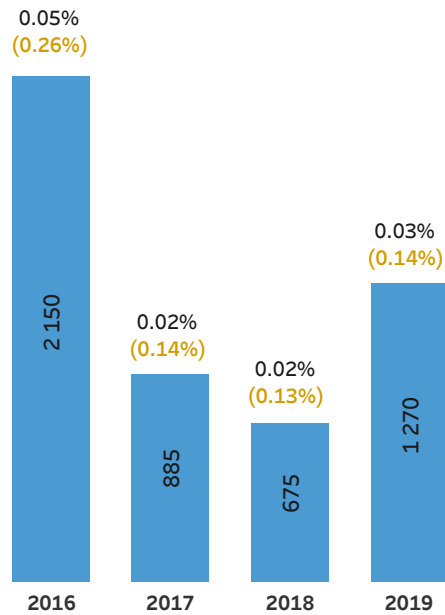
SOURCE: Eurostat (migr\_resfirst)



## INTERNATIONAL PROTECTION INCLUDING ASYLUM

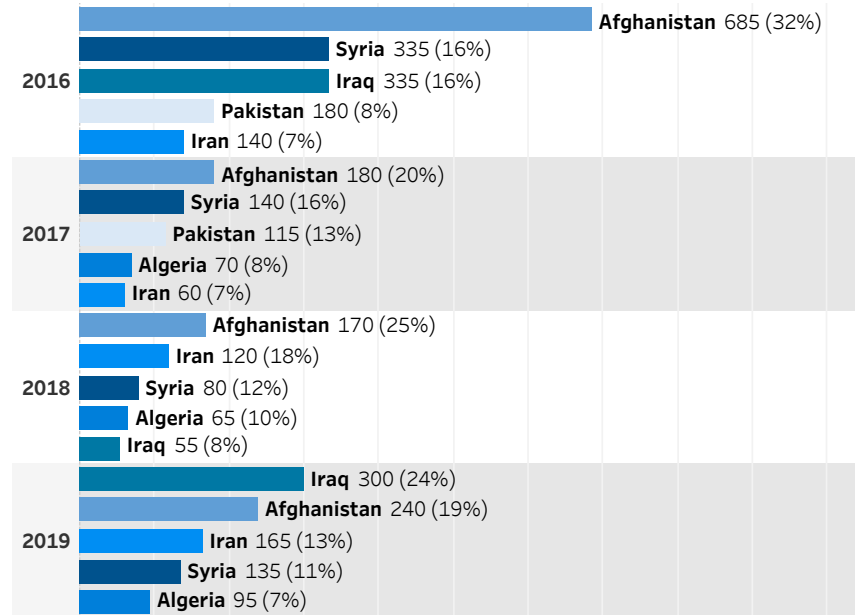
### First-time asylum applications: total num. and as % of population in the country (and in EU)

SOURCE: Eurostat (migr\_asyappctza, migr\_pop1ctz)



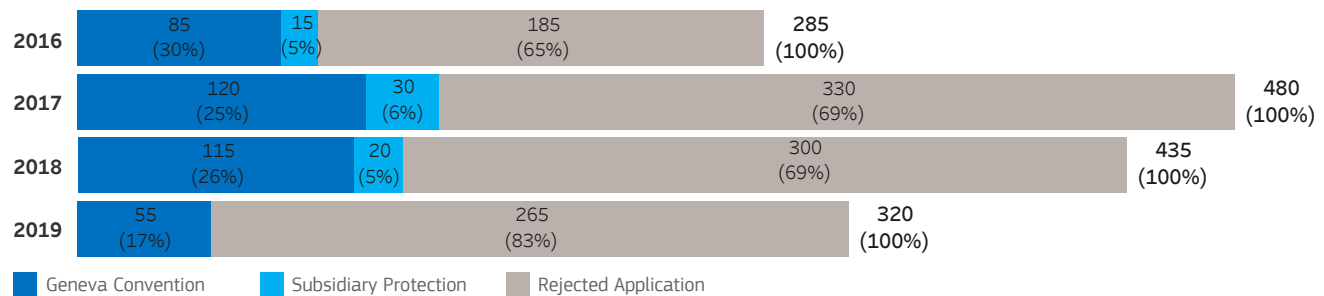
### Top 5 nationalities of annual number of first-time asylum applications: number of applications and % of total first-time annual applications

SOURCE: Eurostat (migr\_asyappctza)



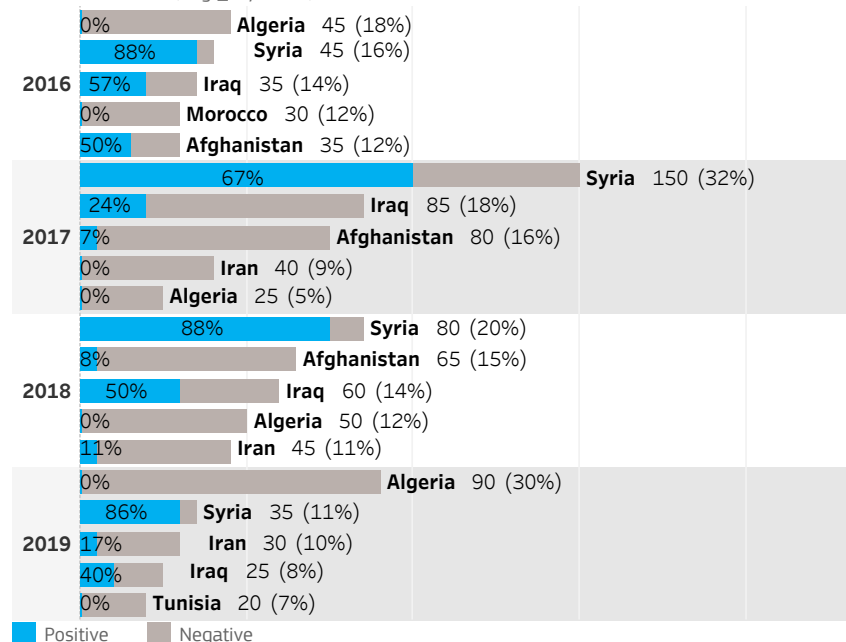
### Number of first-instance asylum decisions by outcome (% of total decisions)

SOURCE: Eurostat (migr\_asydcfsta)



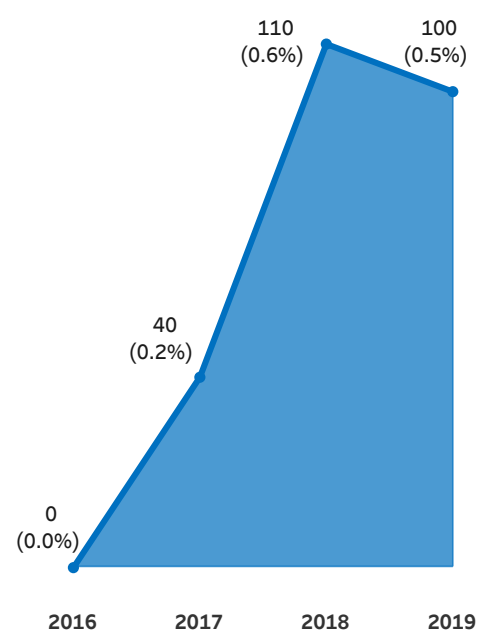
### Top 5 nationalities of annual number of first-instance decisions: number of decisions (% of total decisions in the country) and % of positive outcome

SOURCE: Eurostat (migr\_asydcfsta)



### Third-Country Nationals resettled: absolute number and as % of total resettled in EU


SOURCE: Eurostat (migr\_asyresa)



## UNACCOMPANIED MINORS

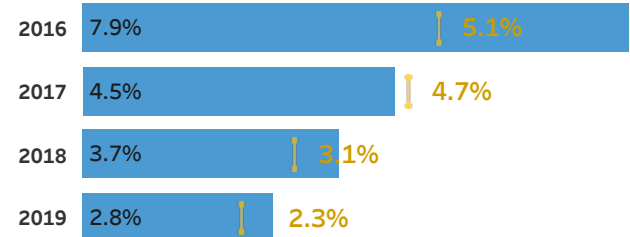
### Unaccompanied Minors applying for asylum in the country (and % of total applications from Unaccompanied Minors in EU)

SOURCE: Eurostat (migr\_asyunaa)



### Unaccompanied Minors as % of first asylum applications (in the country and in EU)

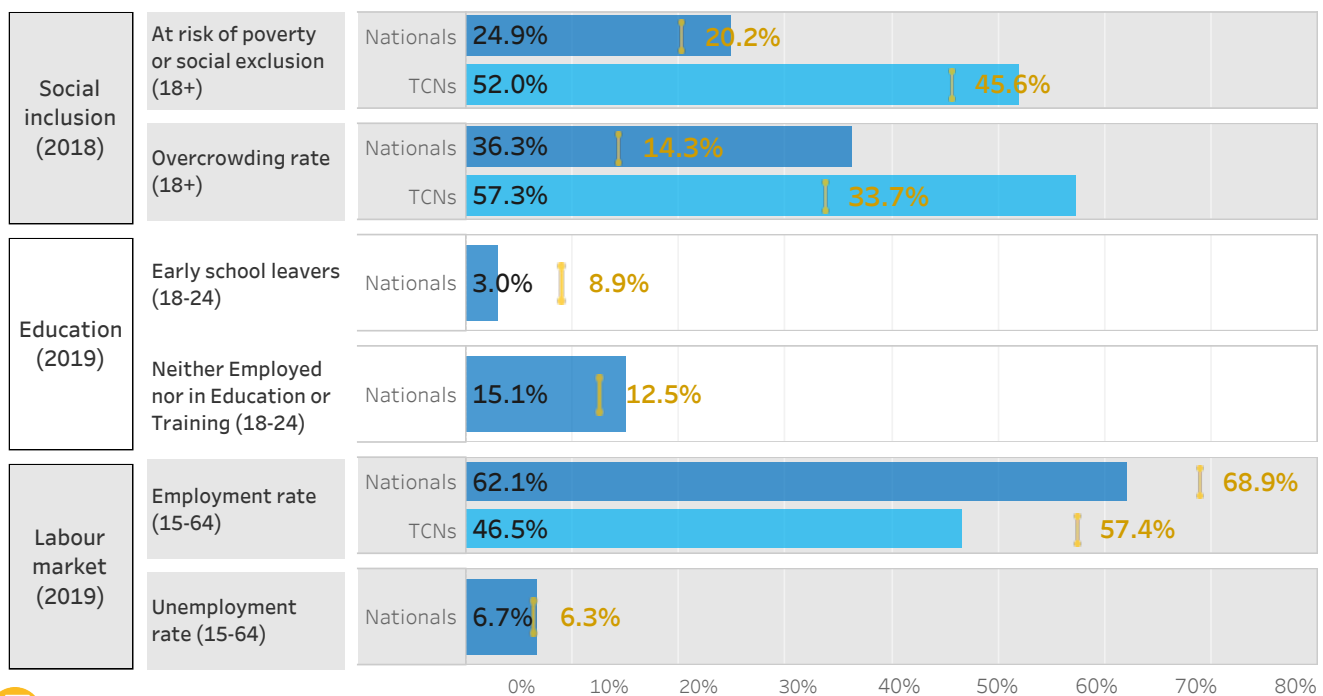
SOURCE: Eurostat (migr\_asyunaa)



## INTEGRATION

Integration indicators for nationals of the country (blue) and Third-Country Nationals (TCNs - light blue) in the country (when available). The same indicator is provided in yellow for EU. Data are relative to the last year available.

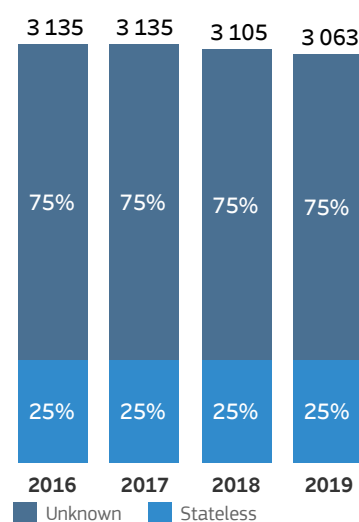
SOURCE: Eurostat (ilc\_peps05, ilc\_lvho15, edat\_lfse\_01, edat\_lfse\_23, lfsa\_ergan, lfsa\_urgan)



## CITIZENSHIP AND STATELESSNESS

### Stateless, Recogn. Non-Citizens (RNC) and Unknown Citizens

SOURCE: Eurostat (migr\_pop1ctza)



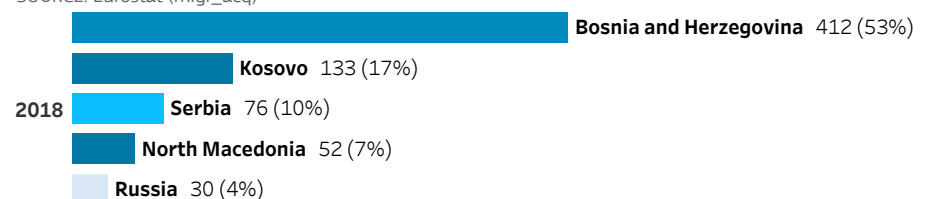
### Third-Country Nationals who have acquired citizenship as a share of total Third-Country Nationals (in the country and in the EU) and in absolute number

SOURCE: Eurostat (migr\_acqs, migr\_acq)



### Top 5 nationalities by number of citizenship acquisition in 2018: absolute number and % of total acquisitions in the country by Third-Country Nationals

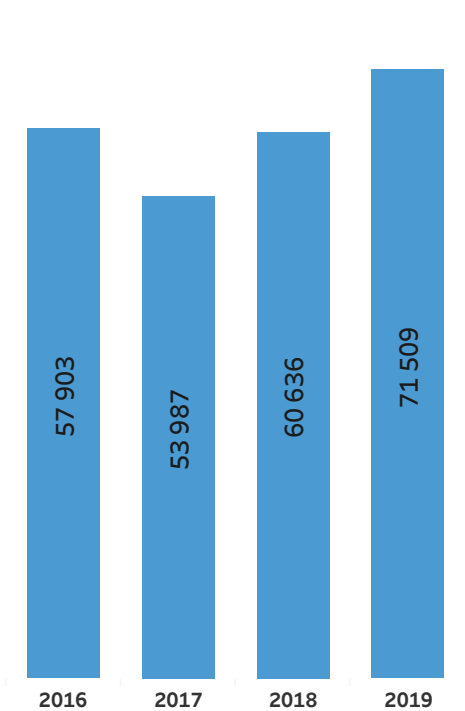
SOURCE: Eurostat (migr\_acq)



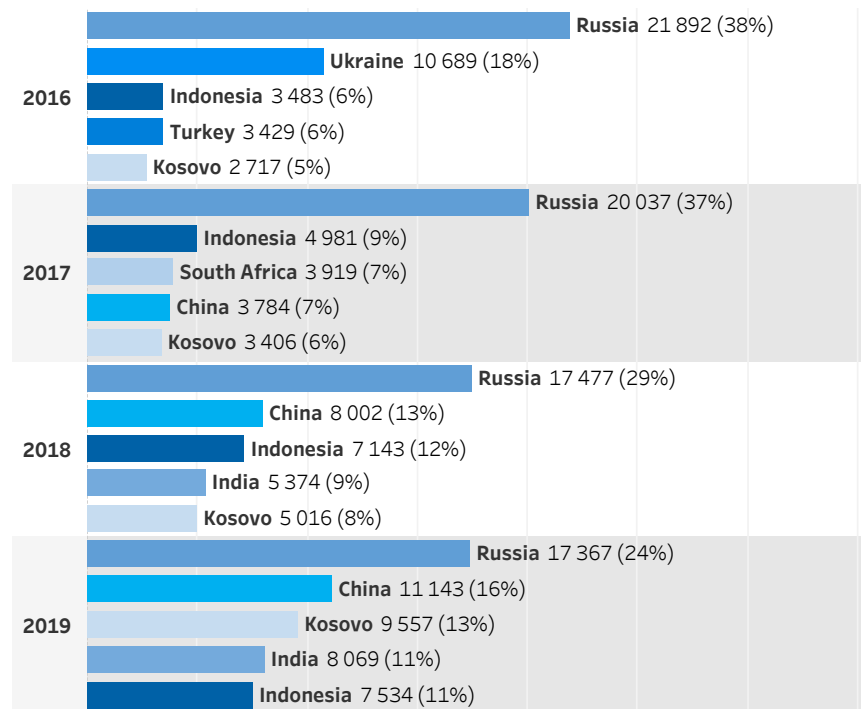
## BORDERS, SCHENGEN AND VISAS

SOURCE: DG Migration and Home Affairs (complete statistics on short-stay visas applications to Schengen States)

### Lodged short-term Visa app.



### Lodged short-term Visa applications in top 5 consulate countries (% of total app.s)



## IRREGULAR MIGRATION

SOURCE: Eurostat (migr\_eirfs, migr\_eipre, migr\_eiord, migr\_eirtn)



## TRAFFICKING IN HUMAN BEINGS

### Number of residence permits issued to victims of Trafficking in Human Beings

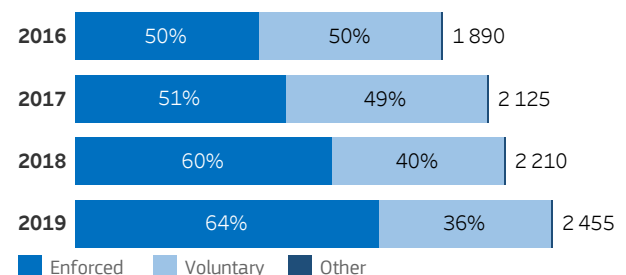
SOURCE: Eurostat (migr\_resoth)

0 or not available

## RETURN AND READMISSION

### Number of Third-Country Nationals who left the territory by type of return

SOURCE: Eurostat (migr\_eirt\_vol)





**GENERAL NOTES**

This four-page statistical annex complements the Country Factsheet with relevant migration-related data organised in nine thematic sections. The dashboard-like layout of the annex allows comparability across countries as well as simultaneous visualisation of different indicators.

Whenever data is not available, the relative chart is left blank or indicated with 'N/A'. Data are provided for the latest available year or the latest available four-year period.

The sum of percentages or of individual values might not add up to 100 or to the total value. This is due to rounding and confidence intervals in the original data. A How to Read guide, describing each chart and reporting the sources, is available on the EMN website.

**COLOUR LEGEND**

Whenever not specified, the following colour legend is adopted. Colours for multiple nationalities are randomly chosen.



**LEGAL MIGRATION AND MOBILITY**

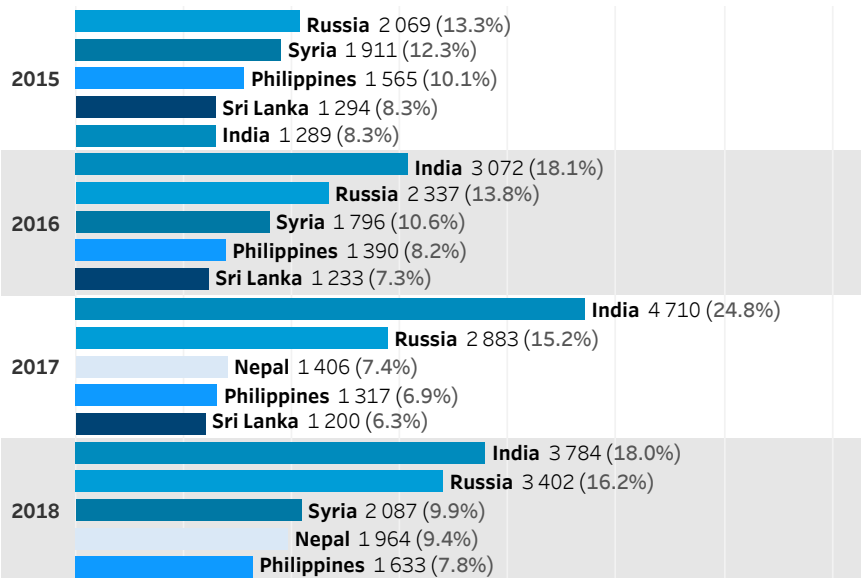
**Third-Country Nationals (TCNs) as % of total population (in the country and in the EU)**

SOURCE: Eurostat (migr\_pop1ctz)



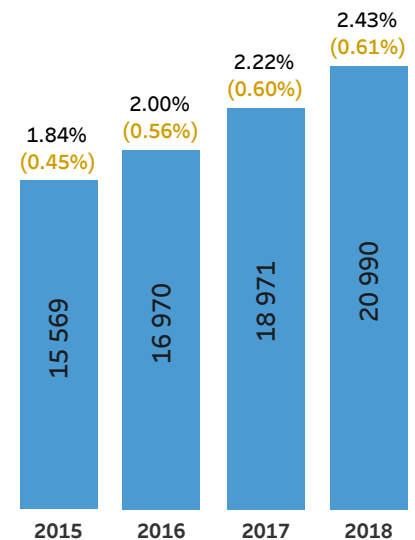
**Top 5 nationalities of number of first residence permits annually issued: number of permits and % of total annual permits**

SOURCE: Eurostat (migr\_resfirst)



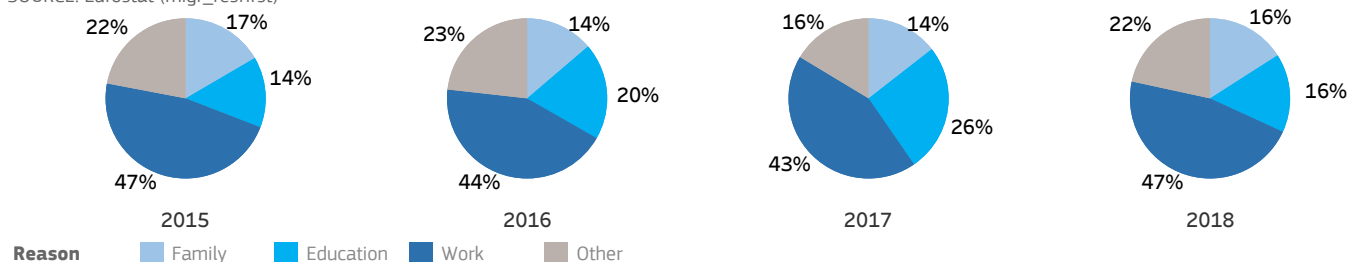
**First residence permits annually issued: tot. num. and % of tot. pop. in the country (and EU)**

SOURCE: Eurostat (migr\_resfirst)



**First residence permits annually issued by reason**

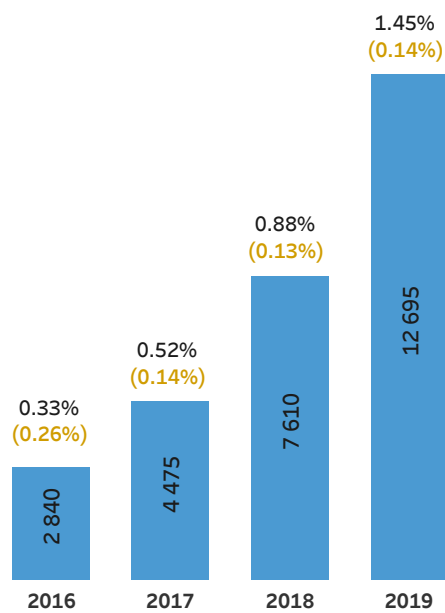
SOURCE: Eurostat (migr\_resfirst)



## INTERNATIONAL PROTECTION INCLUDING ASYLUM

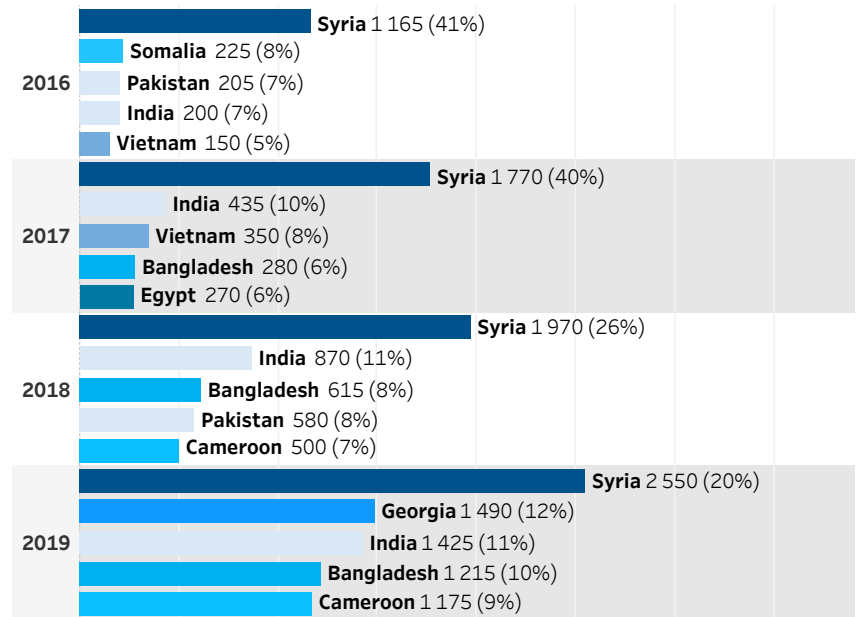
### First-time asylum applications: total num. and as % of population in the country (and in EU)

SOURCE: Eurostat (migr\_asyappctza, migr\_pop1ctz)



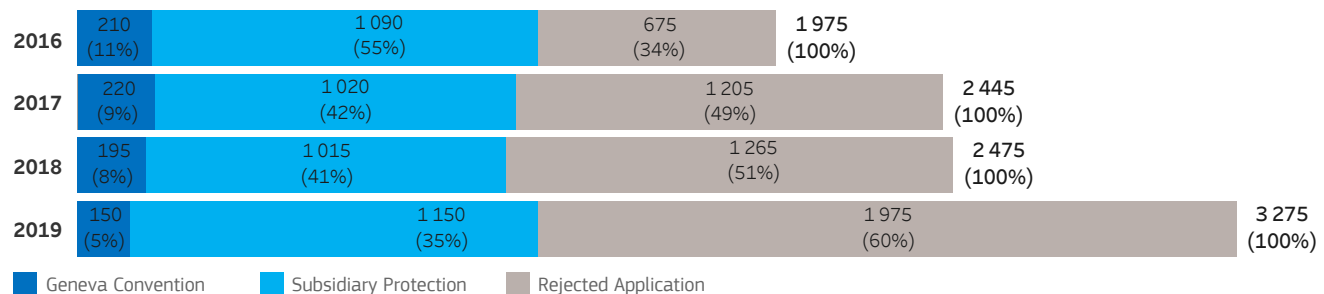
### Top 5 nationalities of annual number of first-time asylum applications: number of applications and % of total first-time annual applications

SOURCE: Eurostat (migr\_asyappctza)



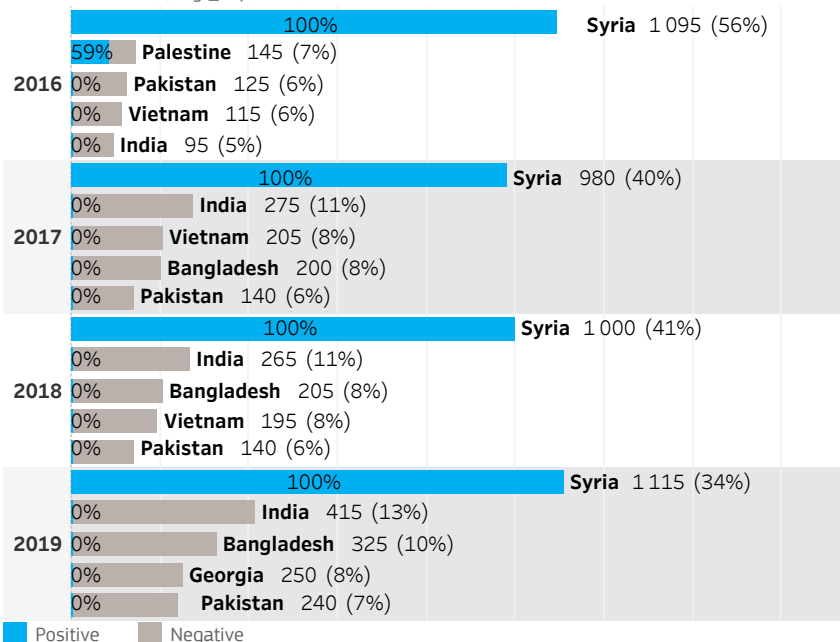
### Number of first-instance asylum decisions by outcome (% of total decisions)

SOURCE: Eurostat (migr\_asydcfsta)



### Top 5 nationalities of annual number of first-instance decisions: number of decisions (% of total decisions in the country) and % of positive outcome

SOURCE: Eurostat (migr\_asydcfsta)



### Third-Country Nationals resettled: absolute number and as % of total resettled in EU

SOURCE: Eurostat (migr\_asyresa)

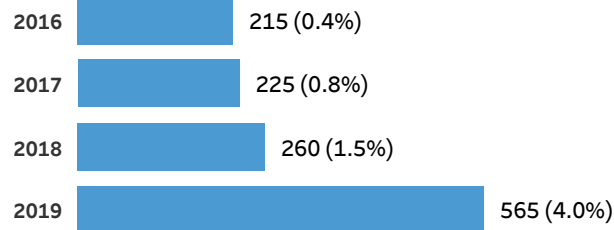
0 or not available



## UNACCOMPANIED MINORS

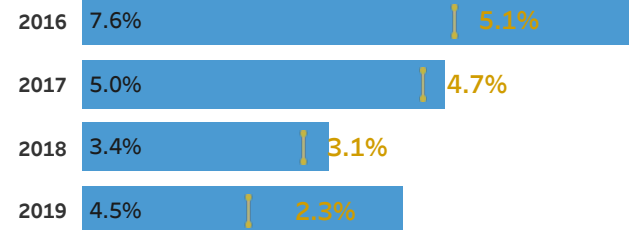
### Unaccompanied Minors applying for asylum in the country (and % of total applications from Unaccompanied Minors in EU)

SOURCE: Eurostat (migr\_asyunaa)



### Unaccompanied Minors as % of first asylum applications (in the country and in EU)

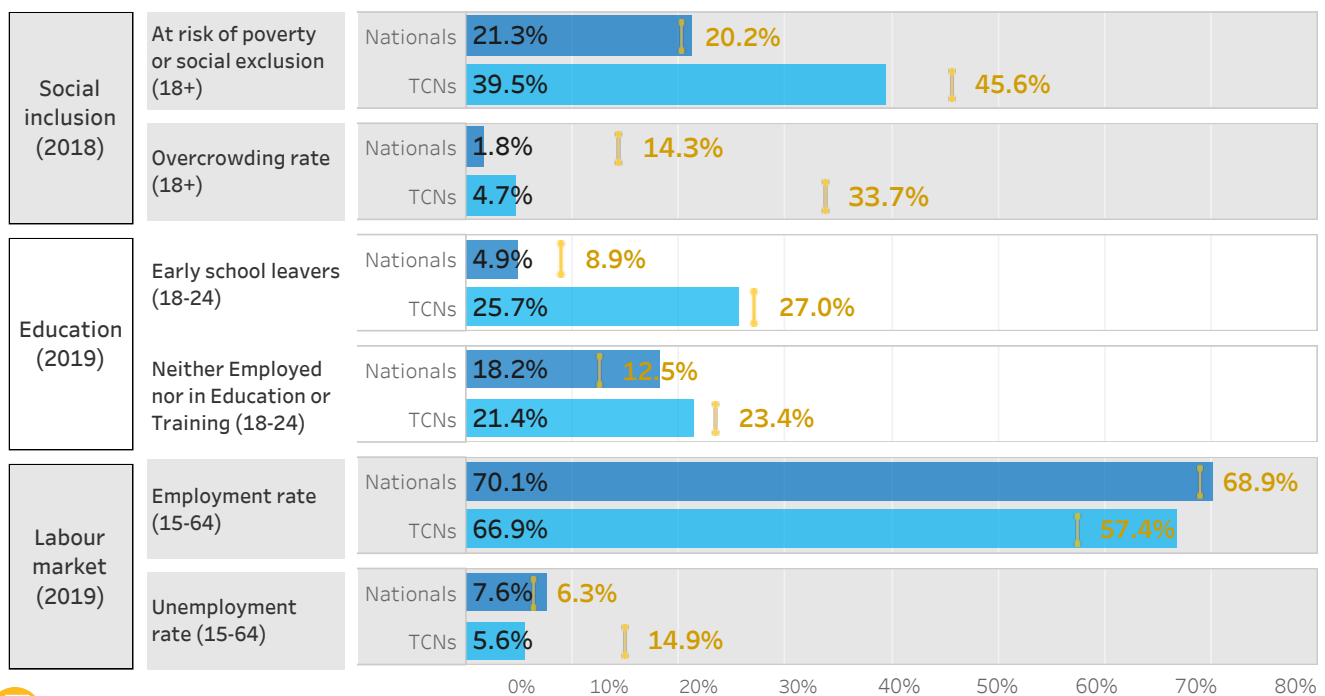
SOURCE: Eurostat (migr\_asyunaa)



## INTEGRATION

Integration indicators for nationals of the country (blue) and Third-Country Nationals (TCNs - light blue) in the country (when available). The same indicator is provided in yellow for EU. Data are relative to the last year available.

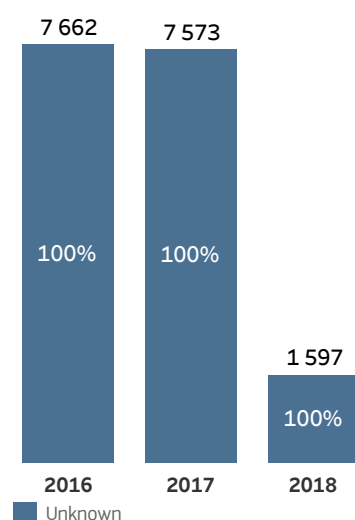
SOURCE: Eurostat (ilc\_peps05, ilc\_lvho15, edat\_lfse\_01, edat\_lfse\_23, lfsa\_ergan, lfsa\_urgan)



## CITIZENSHIP AND STATELESSNESS

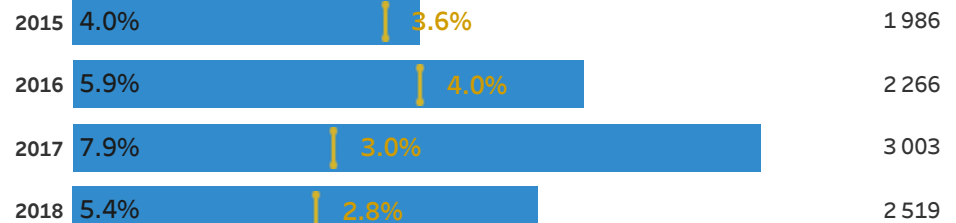
### Stateless, Recogn. Non-Citizens (RNC) and Unknown Citizens

SOURCE: Eurostat (migr\_pop1ctza)




### Third-Country Nationals who have acquired citizenship as a share of total Third-Country Nationals (in the country and in the EU) and in absolute number

SOURCE: Eurostat (migr\_acqs, migr\_acq)



### Top 5 nationalities by number of citizenship acquisition in 2018: absolute number and % of total acquisitions in the country by Third-Country Nationals


SOURCE: Eurostat (migr\_acq)



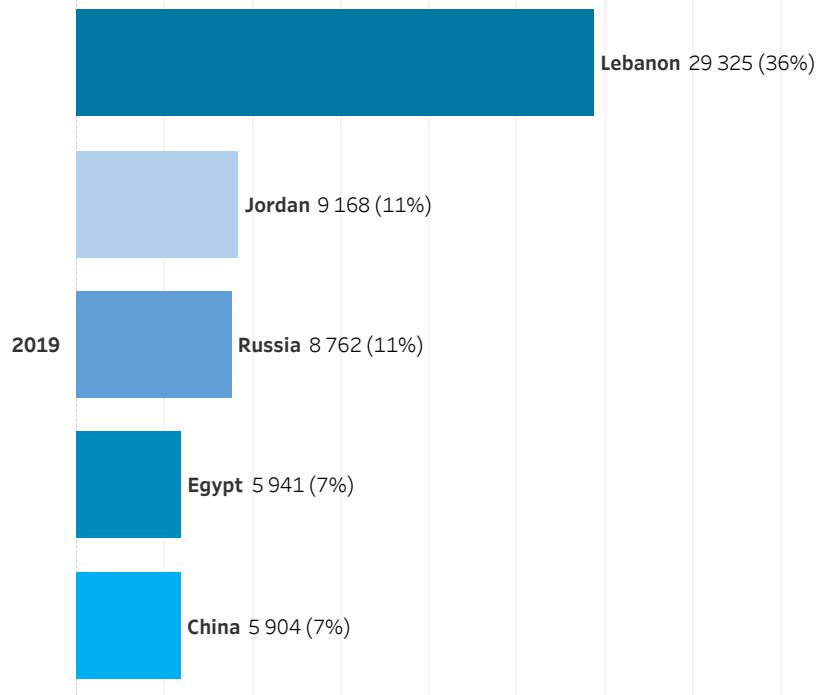
## BORDERS, SCHENGEN AND VISAS

SOURCE: DG Migration and Home Affairs (complete statistics on short-stay visas applications to Schengen States)

### Lodged short-term Visa app.



### Lodged short-term Visa applications in top 5 consulate countries (% of total app.s)



## IRREGULAR MIGRATION

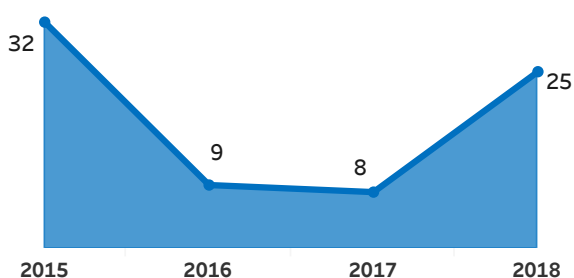
SOURCE: Eurostat (migr\_eirfs, migr\_eipre, migr\_eiord, migr\_eirtn)



## TRAFFICKING IN HUMAN BEINGS

### Number of residence permits issued to victims of Trafficking in Human Beings

SOURCE: Eurostat (migr\_resoth)



## RETURN AND READMISSION

### Number of Third-Country Nationals who left the territory by type of return

SOURCE: Eurostat (migr\_eirt\_vol)

0 or not available



## GENERAL NOTES

This four-page statistical annex complements the Country Factsheet with relevant migration-related data organised in nine thematic sections. The dashboard-like layout of the annex allows comparability across countries as well as simultaneous visualisation of different indicators.

Whenever data is not available, the relative chart is left blank or indicated with 'N/A'. Data are provided for the latest available year or the latest available four-year period.

The sum of percentages or of individual values might not add up to 100 or to the total value. This is due to rounding and confidence intervals in the original data. A How to Read guide, describing each chart and reporting the sources, is available on the EMN website.

## COLOUR LEGEND

Whenever not specified, the following colour legend is adopted. Colours for multiple nationalities are randomly chosen.

■ data relative to Czechia

■ data relative to EU

## LEGAL MIGRATION AND MOBILITY

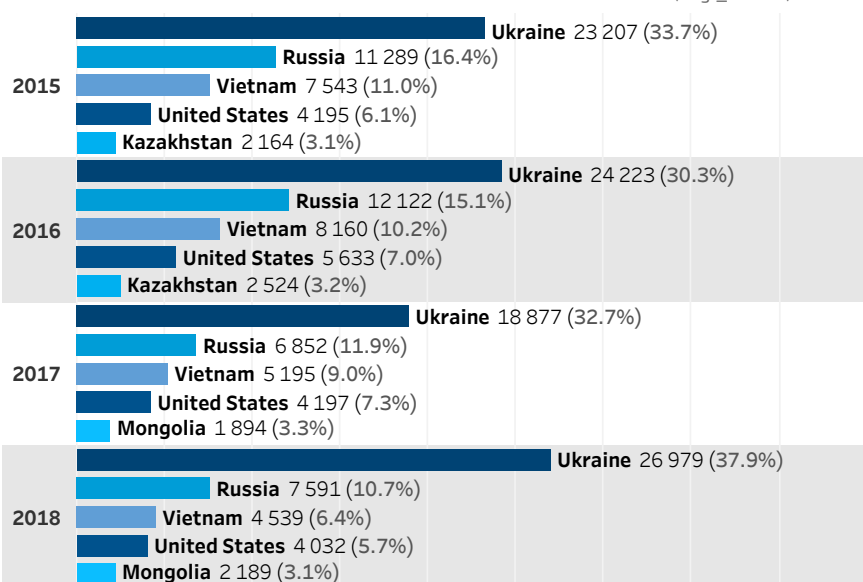
### Third-Country Nationals (TCNs) as % of total population (in the country and in the EU)

SOURCE: Eurostat (migr\_pop1ctz)



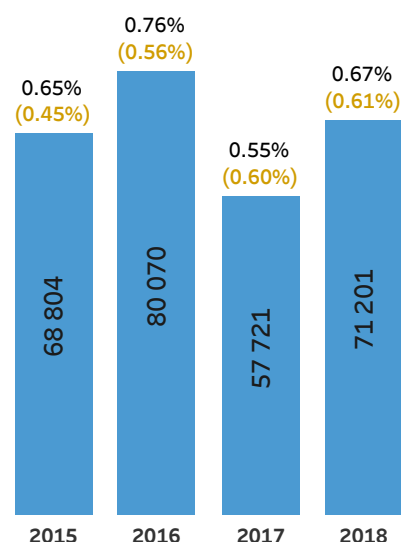
### Top 5 nationalities of number of first residence permits annually issued: number of permits and % of total annual permits

SOURCE: Eurostat (migr\_resfirst)



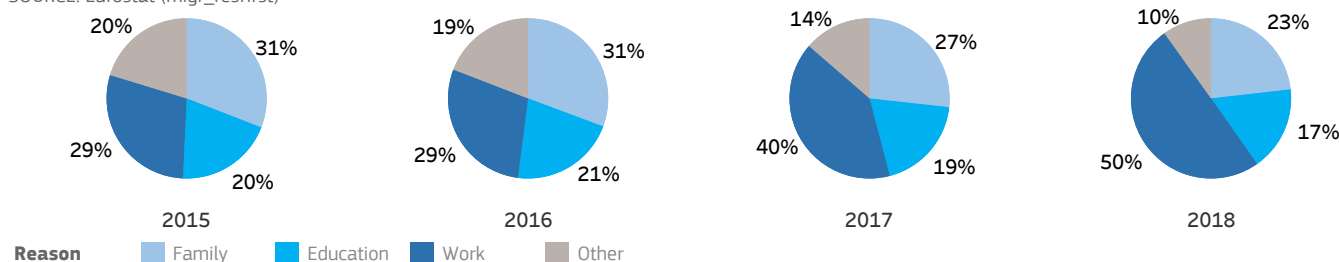
### First residence permits annually issued: tot. num. and % of tot. pop. in the country (and EU)

SOURCE: Eurostat (migr\_resfirst)



### First residence permits annually issued by reason

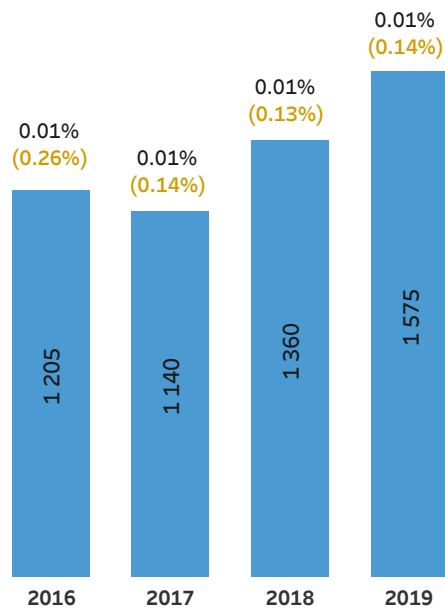
SOURCE: Eurostat (migr\_resfirst)



## INTERNATIONAL PROTECTION INCLUDING ASYLUM

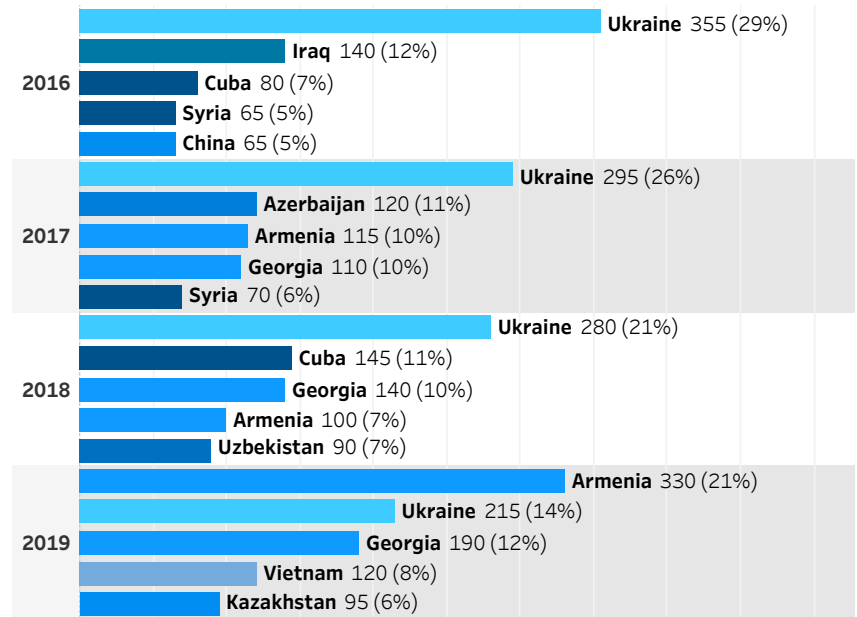
### First-time asylum applications: total num. and as % of population in the country (and in EU)

SOURCE: Eurostat (migr\_asyappctza, migr\_pop1ctz)



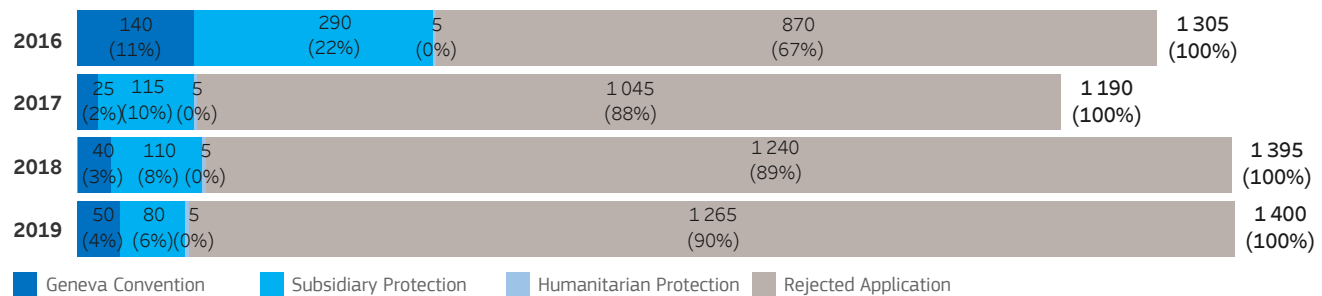
### Top 5 nationalities of annual number of first-time asylum applications: number of applications and % of total first-time annual applications

SOURCE: Eurostat (migr\_asyappctza)



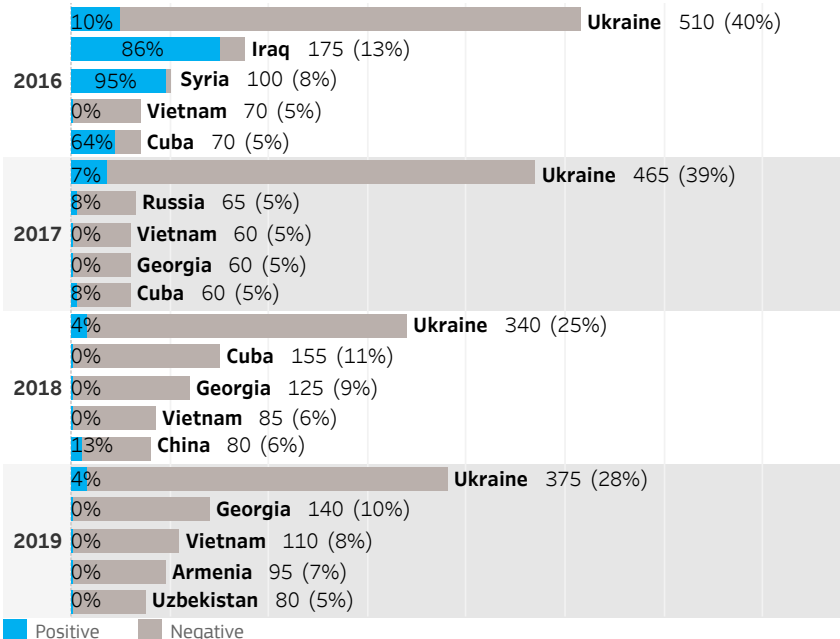
### Number of first-instance asylum decisions by outcome (% of total decisions)

SOURCE: Eurostat (migr\_asydcfsta)



### Top 5 nationalities of annual number of first-instance decisions: number of decisions (% of total decisions in the country) and % of positive outcome

SOURCE: Eurostat (migr\_asydcfsta)



### Third-Country Nationals resettled: absolute number and as % of total resettled in EU

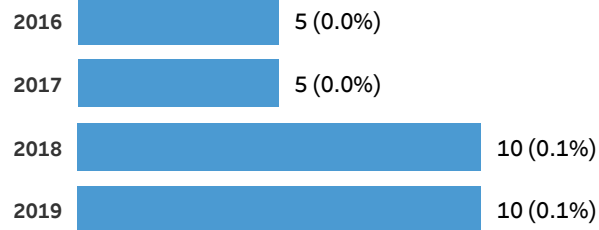
SOURCE: Eurostat (migr\_asyresa)

0 or not available

## UNACCOMPANIED MINORS


### Unaccompanied Minors applying for asylum in the country (and % of total applications from Unaccompanied Minors in EU)

SOURCE: Eurostat (migr\_asyunaa)



### Unaccompanied Minors as % of first asylum applications (in the country and in EU)

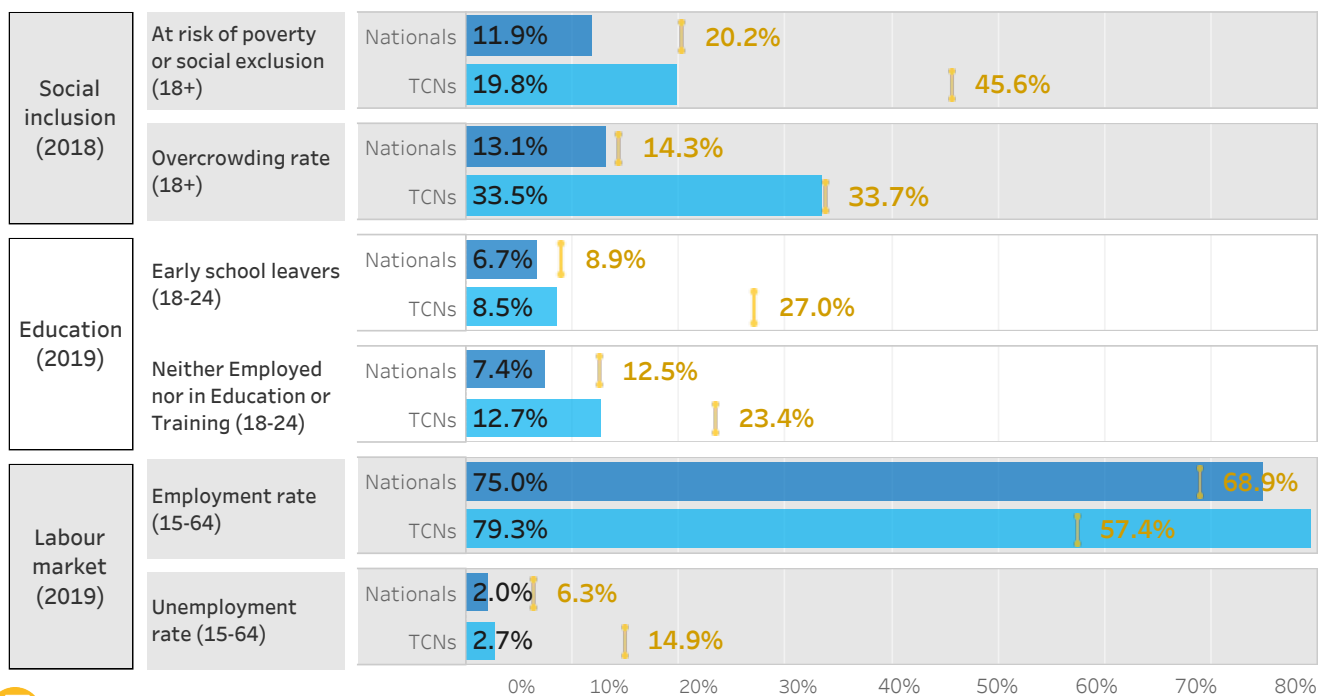
SOURCE: Eurostat (migr\_asyunaa)



## INTEGRATION

Integration indicators for nationals of the country (blue) and Third-Country Nationals (TCNs - light blue) in the country (when available). The same indicator is provided in yellow for EU. Data are relative to the last year available.

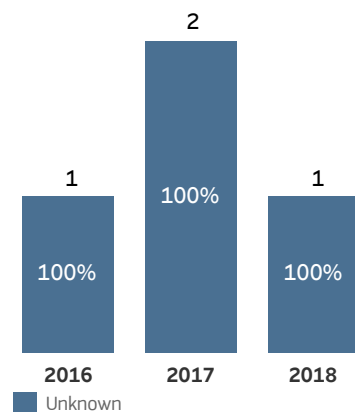
SOURCE: Eurostat (ilc\_peps05, ilc\_lvho15, edat\_lfse\_01, edat\_lfse\_23, lfsa\_ergan, lfsa\_urgan)



## CITIZENSHIP AND STATELESSNESS

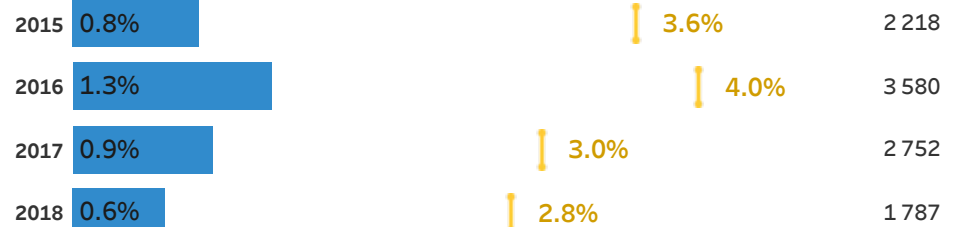
### Stateless, Recogn. Non-Citizens (RNC) and Unknown Citizens

SOURCE: Eurostat (migr\_pop1ctza)



### Third-Country Nationals who have acquired citizenship as a share of total Third-Country Nationals (in the country and in the EU) and in absolute number

SOURCE: Eurostat (migr\_acqs, migr\_acq)



### Top 5 nationalities by number of citizenship acquisition in 2018: absolute number and % of total acquisitions in the country by Third-Country Nationals

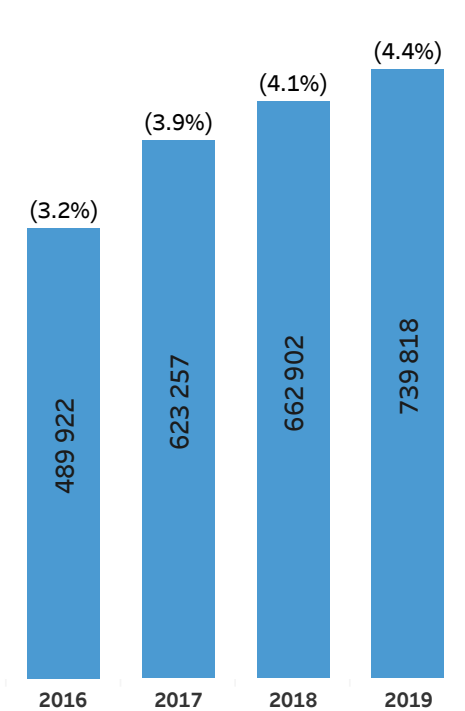
SOURCE: Eurostat (migr\_acq)



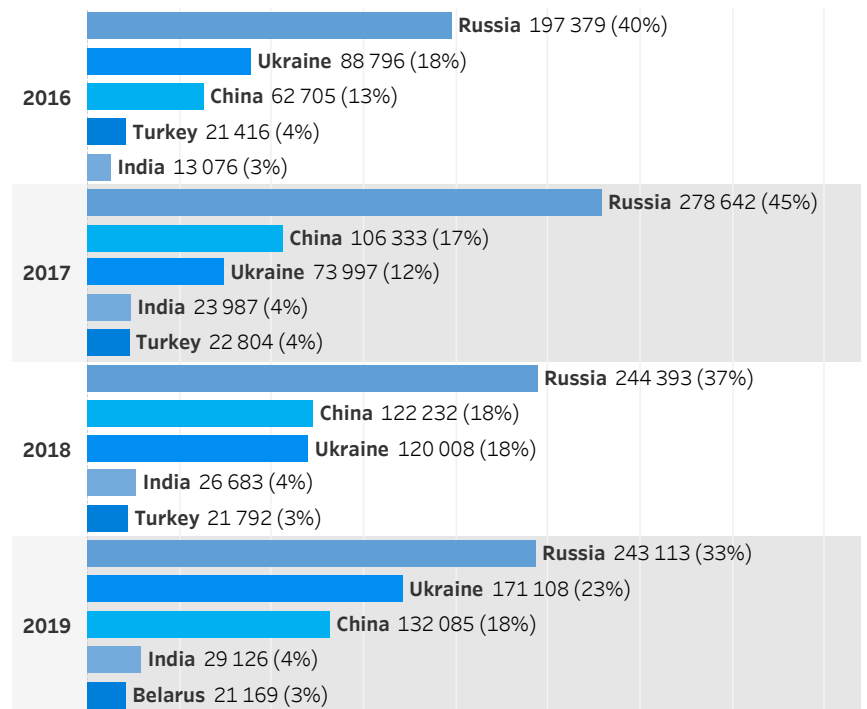
## BORDERS, SCHENGEN AND VISAS

SOURCE: DG Migration and Home Affairs (complete statistics on short-stay visas applications to Schengen States)

Lodged short-term Visa app. (% of Schengen)



Lodged short-term Visa applications in top 5 consulate countries (% of total app.s)



## IRREGULAR MIGRATION

SOURCE: Eurostat (migr\_eirfs, migr\_eipre, migr\_eiord, migr\_eirtn)



## TRAFFICKING IN HUMAN BEINGS

Number of residence permits issued to victims of Trafficking in Human Beings

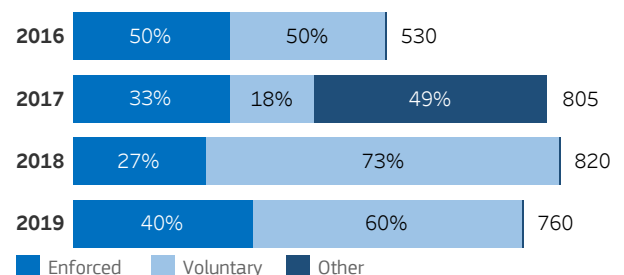
SOURCE: Eurostat (migr\_resoth)

0 or not available

## RETURN AND READMISSION

Number of Third-Country Nationals who left the territory by type of return

SOURCE: Eurostat (migr\_eirt\_vol)





## GENERAL NOTES

This four-page statistical annex complements the Country Factsheet with relevant migration-related data organised in nine thematic sections. The dashboard-like layout of the annex allows comparability across countries as well as simultaneous visualisation of different indicators.

Whenever data is not available, the relative chart is left blank or indicated with 'N/A'. Data are provided for the latest available year or the latest available four-year period.

The sum of percentages or of individual values might not add up to 100 or to the total value. This is due to rounding and confidence intervals in the original data. A How to Read guide, describing each chart and reporting the sources, is available on the EMN website.

## COLOUR LEGEND

Whenever not specified, the following colour legend is adopted. Colours for multiple nationalities are randomly chosen.

■ data relative to Denmark

■ data relative to EU

## LEGAL MIGRATION AND MOBILITY

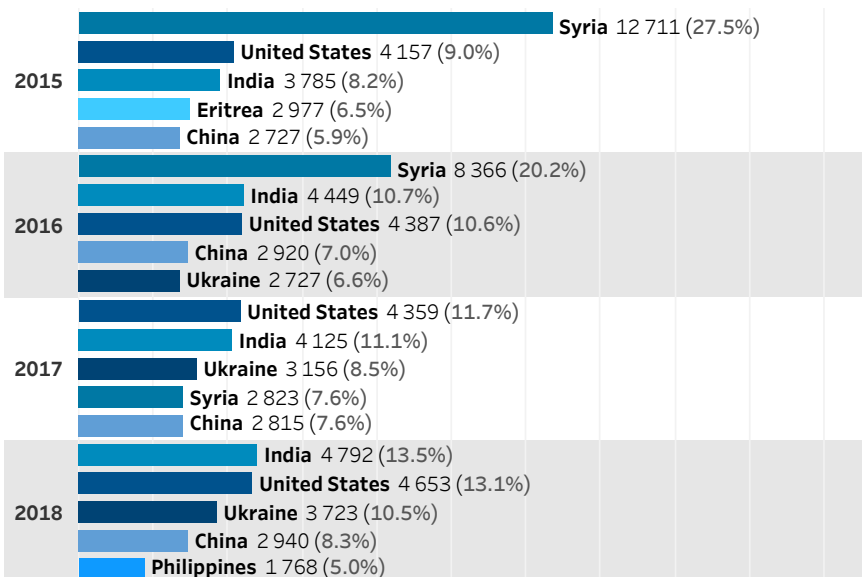
### Third-Country Nationals (TCNs) as % of total population (in the country and in the EU)

SOURCE: Eurostat (migr\_pop1ctz)



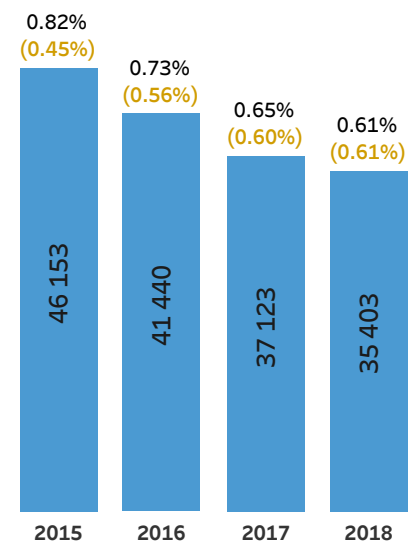
### Top 5 nationalities of number of first residence permits annually issued: number of permits and % of total annual permits

SOURCE: Eurostat (migr\_resfirst)



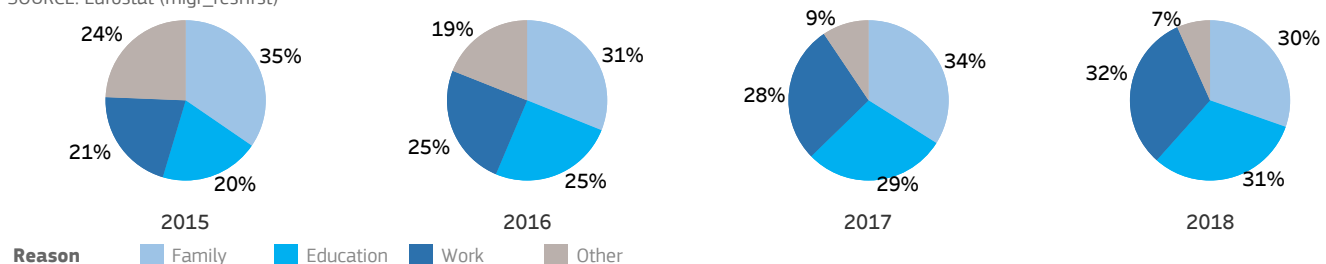
### First residence permits annually issued: tot. num. and % of tot. pop. in the country (and EU)

SOURCE: Eurostat (migr\_resfirst)



### First residence permits annually issued by reason

SOURCE: Eurostat (migr\_resfirst)

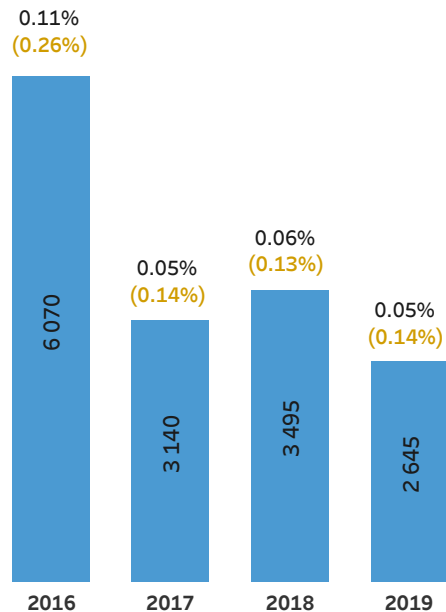


Reason: ■ Family ■ Education ■ Work ■ Other

## INTERNATIONAL PROTECTION INCLUDING ASYLUM

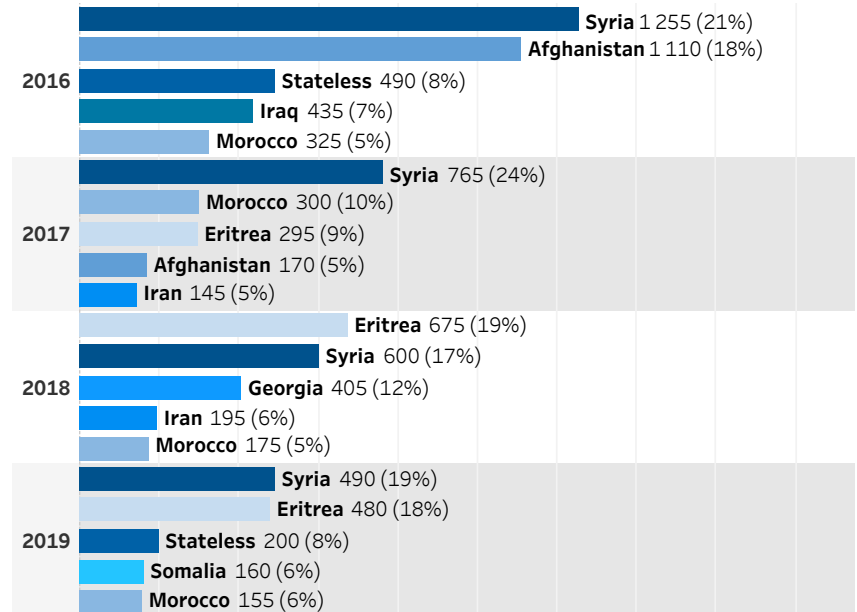
### First-time asylum applications: total num. and as % of population in the country (and in EU)

SOURCE: Eurostat (migr\_asyappctza, migr\_pop1ctz)



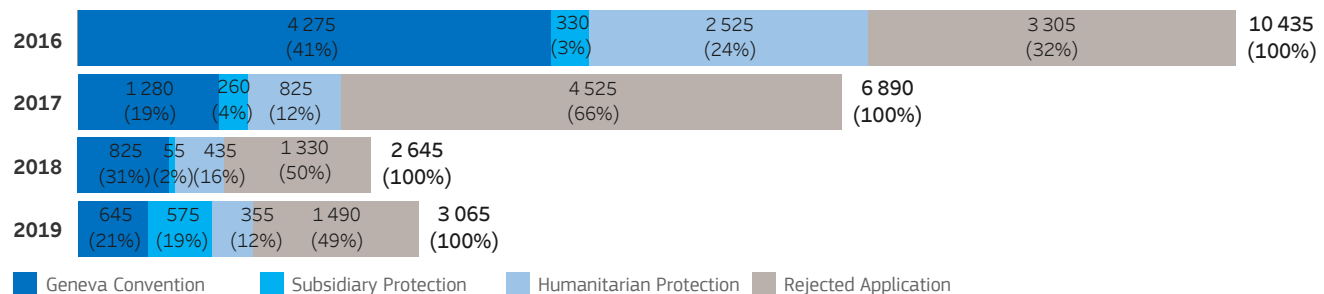
### Top 5 nationalities of annual number of first-time asylum applications: number of applications and % of total first-time annual applications

SOURCE: Eurostat (migr\_asyappctza)



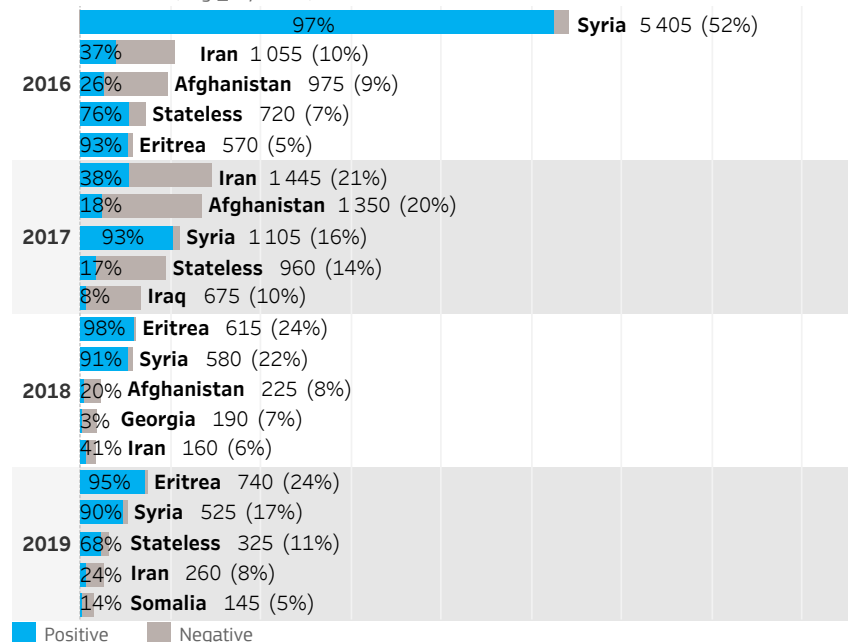
### Number of first-instance asylum decisions by outcome (% of total decisions)

SOURCE: Eurostat (migr\_asydcfsta)



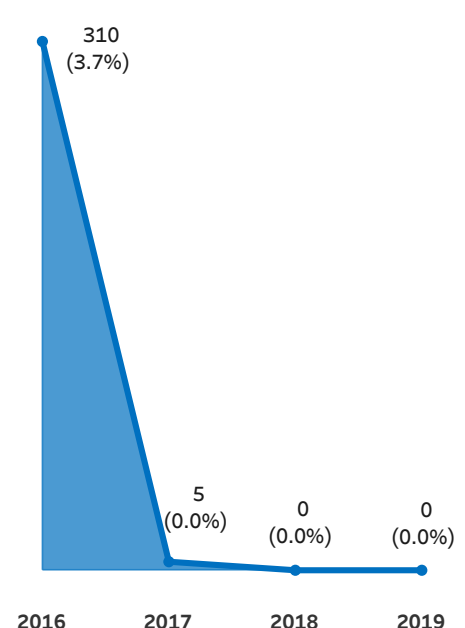
### Top 5 nationalities of annual number of first-instance decisions: number of decisions (% of total decisions in the country) and % of positive outcome

SOURCE: Eurostat (migr\_asydcfsta)



### Third-Country Nationals resettled: absolute number and as % of total resettled in EU

SOURCE: Eurostat (migr\_asyresa)

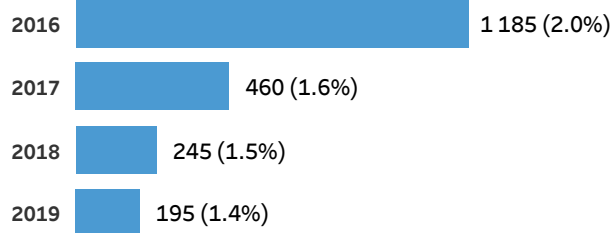




## UNACCOMPANIED MINORS

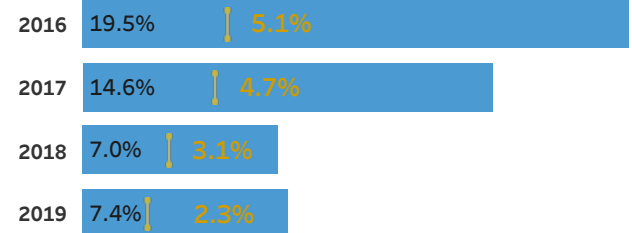
### Unaccompanied Minors applying for asylum in the country (and % of total applications from Unaccompanied Minors in EU)

SOURCE: Eurostat (migr\_asyunaa)



### Unaccompanied Minors as % of first asylum applications (in the country and in EU)

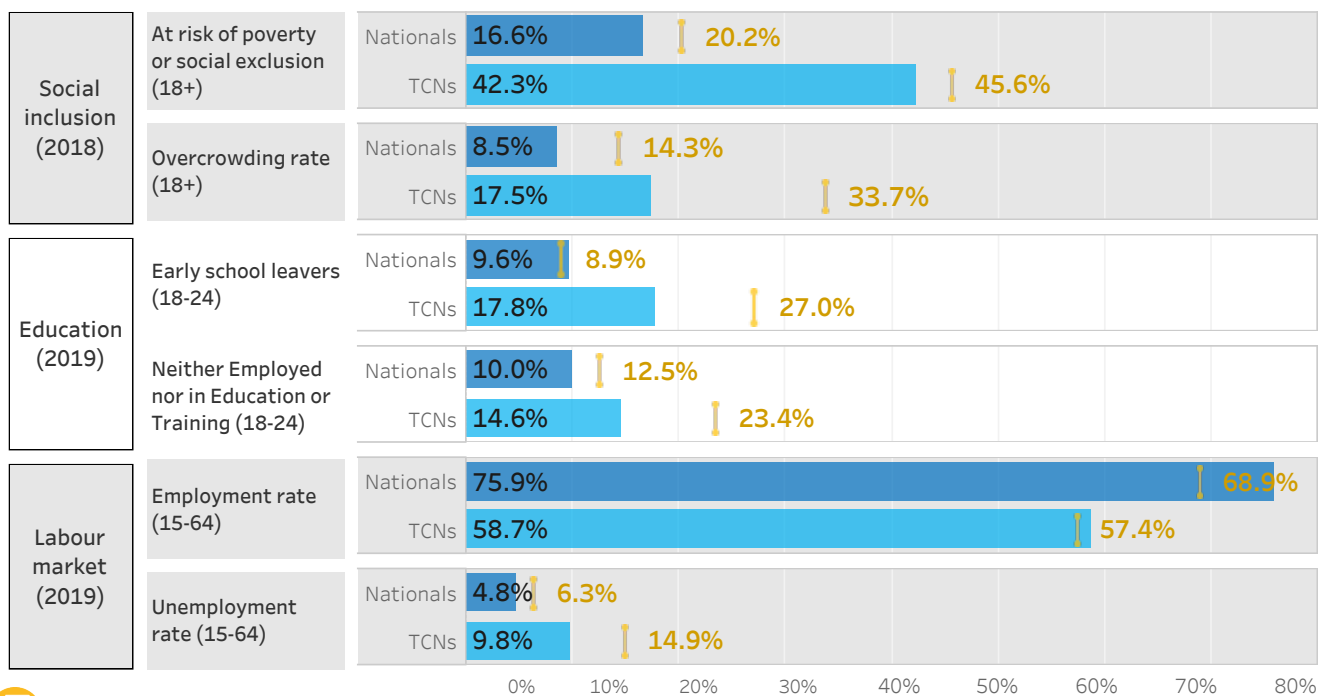
SOURCE: Eurostat (migr\_asyunaa)



## INTEGRATION

Integration indicators for nationals of the country (blue) and Third-Country Nationals (TCNs - light blue) in the country (when available). The same indicator is provided in yellow for EU. Data are relative to the last year available.

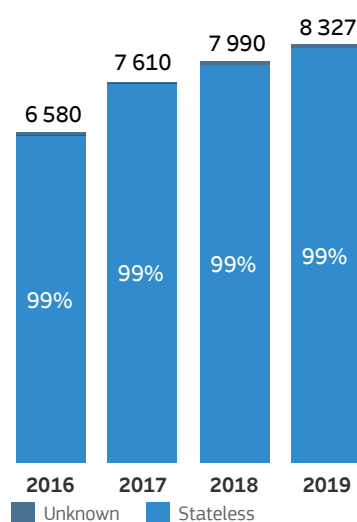
SOURCE: Eurostat (ilc\_peps05, ilc\_lvho15, edat\_lfse\_01, edat\_lfse\_23, lfsa\_ergan, lfsa\_urgan)



## CITIZENSHIP AND STATELESSNESS

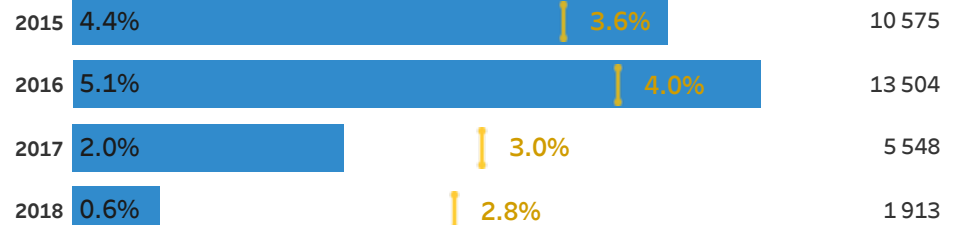
### Stateless, Recogn. Non-Citizens (RNC) and Unknown Citizens

SOURCE: Eurostat (migr\_pop1ctza)



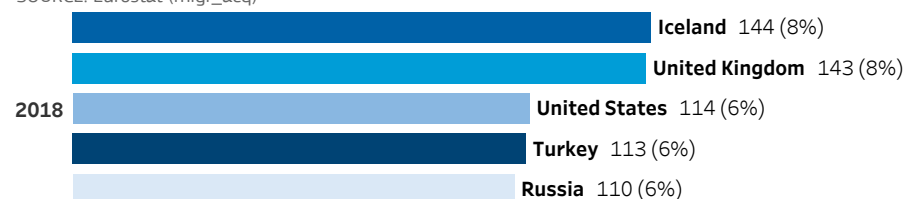
### Third-Country Nationals who have acquired citizenship as a share of total Third-Country Nationals (in the country and in the EU) and in absolute number

SOURCE: Eurostat (migr\_acqs, migr\_acq)



### Top 5 nationalities by number of citizenship acquisition in 2018: absolute number and % of total acquisitions in the country by Third-Country Nationals


SOURCE: Eurostat (migr\_acq)



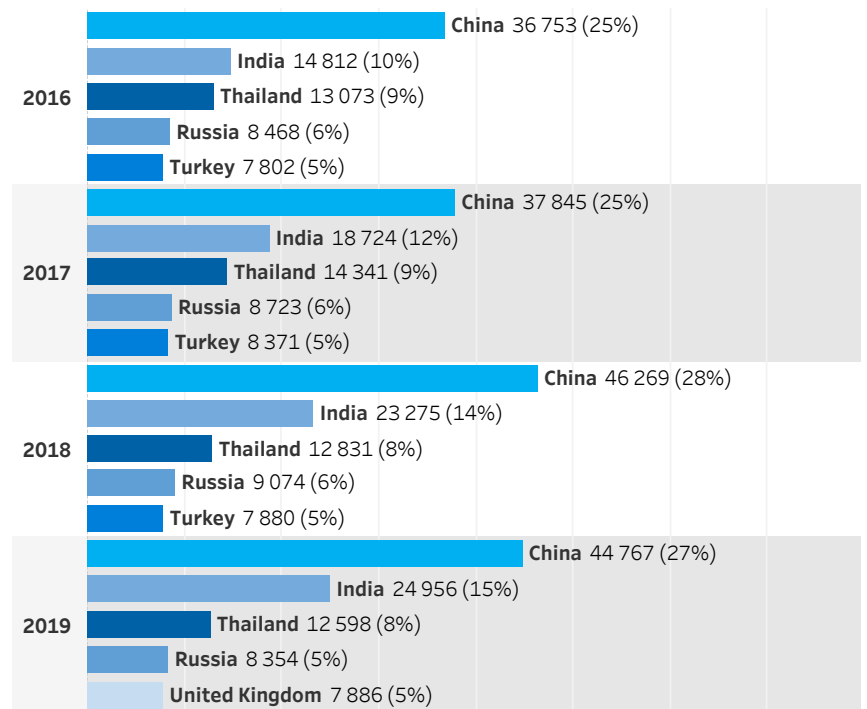
## BORDERS, SCHENGEN AND VISAS

SOURCE: DG Migration and Home Affairs (complete statistics on short-stay visas applications to Schengen States)

Lodged short-term Visa app. (% of Schengen)



Lodged short-term Visa applications in top 5 consulate countries (% of total app.s)



## IRREGULAR MIGRATION

SOURCE: Eurostat (migr\_eirfs, migr\_eipre, migr\_eiord, migr\_eirtn)



## TRAFFICKING IN HUMAN BEINGS

Number of residence permits issued to victims of Trafficking in Human Beings

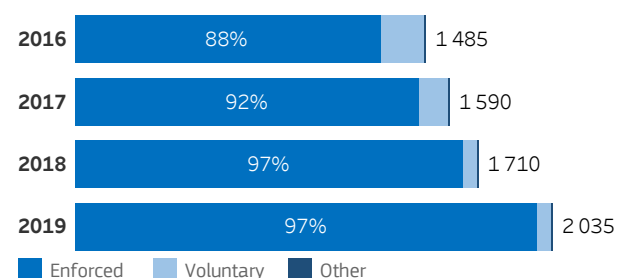
SOURCE: Eurostat (migr\_resoth)

0 or not available

## RETURN AND READMISSION

Number of Third-Country Nationals who left the territory by type of return

SOURCE: Eurostat (migr\_eirt\_vol)





## GENERAL NOTES

This four-page statistical annex complements the Country Factsheet with relevant migration-related data organised in nine thematic sections. The dashboard-like layout of the annex allows comparability across countries as well as simultaneous visualisation of different indicators.

Whenever data is not available, the relative chart is left blank or indicated with 'N/A'. Data are provided for the latest available year or the latest available four-year period.

The sum of percentages or of individual values might not add up to 100 or to the total value. This is due to rounding and confidence intervals in the original data. A How to Read guide, describing each chart and reporting the sources, is available on the EMN website.

## COLOUR LEGEND

Whenever not specified, the following colour legend is adopted. Colours for multiple nationalities are randomly chosen.

■ data relative to Estonia

■ data relative to EU

## LEGAL MIGRATION AND MOBILITY

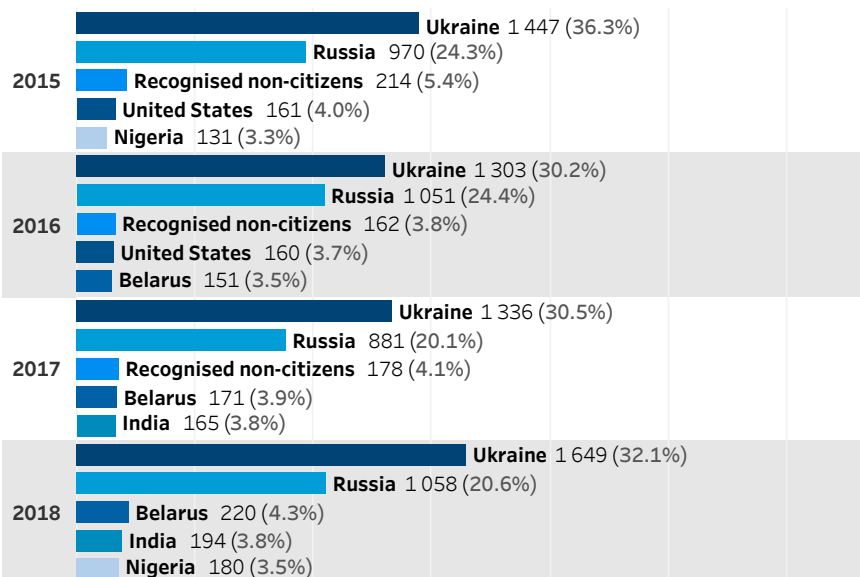
### Third-Country Nationals (TCNs)\* as % of total population (in the country and in the EU)

SOURCE: Eurostat (migr\_pop1ctz)



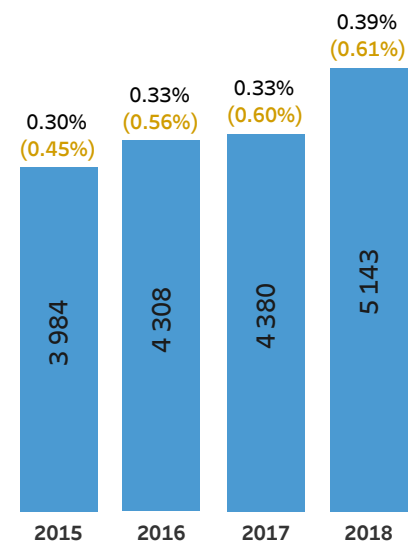
### Top 5 nationalities of number of first residence permits annually issued: number of permits and % of total annual permits

SOURCE: Eurostat (migr\_resfirst)



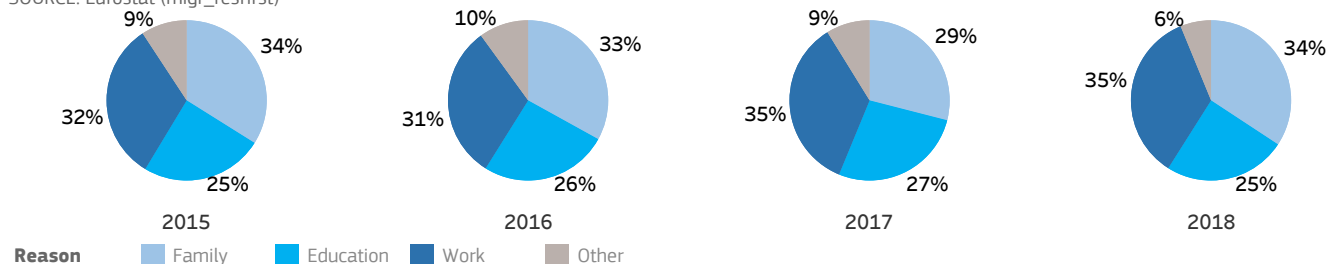
### First residence permits annually issued: tot. num. and % of tot. pop. in the country (and EU)

SOURCE: Eurostat (migr\_resfirst)



### First residence permits annually issued by reason

SOURCE: Eurostat (migr\_resfirst)

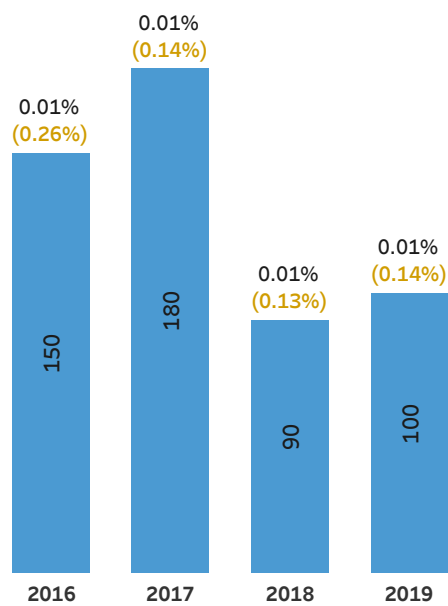


Reason: Family, Education, Work, Other

## INTERNATIONAL PROTECTION INCLUDING ASYLUM

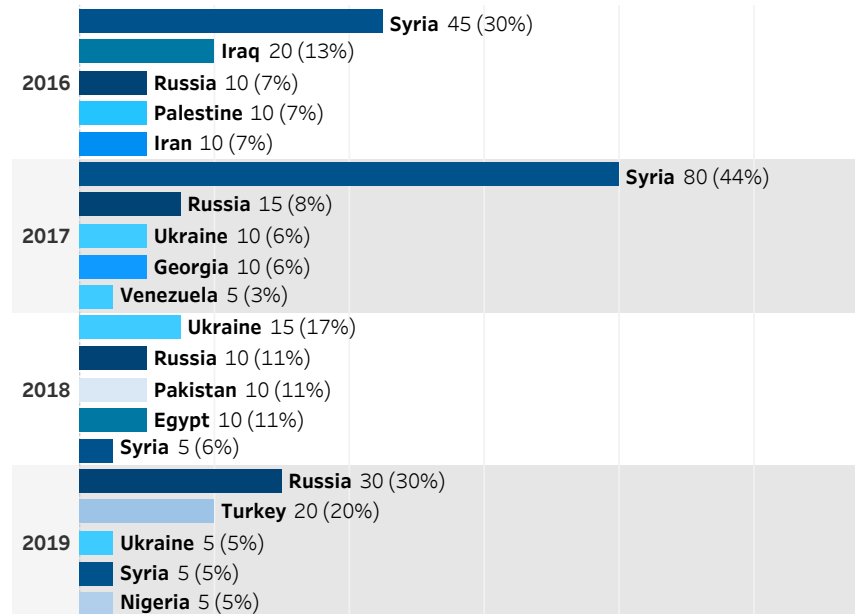
### First-time asylum applications: total num. and as % of population in the country (and in EU)

SOURCE: Eurostat (migr\_asyappctza, migr\_pop1ctz)



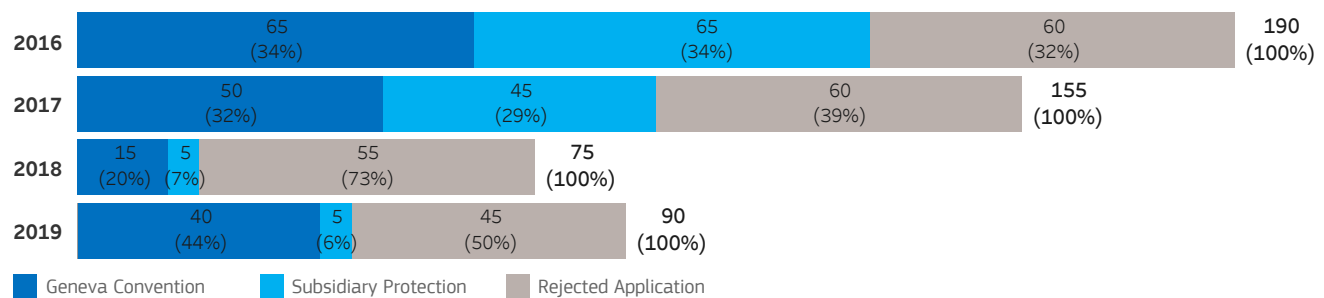
### Top 5 nationalities of annual number of first-time asylum applications: number of applications and % of total first-time annual applications

SOURCE: Eurostat (migr\_asyappctza)



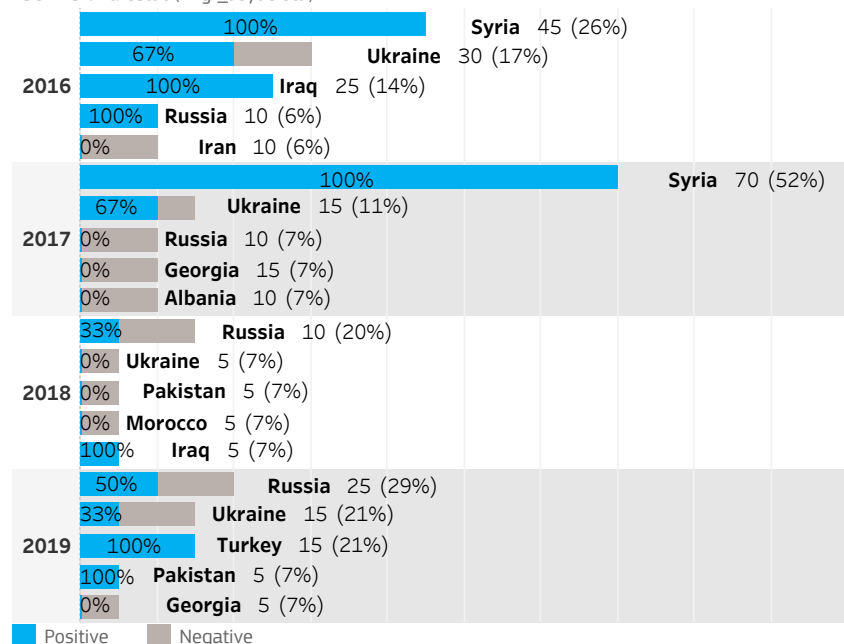
### Number of first-instance asylum decisions by outcome (% of total decisions)

SOURCE: Eurostat (migr\_asydcfsta)



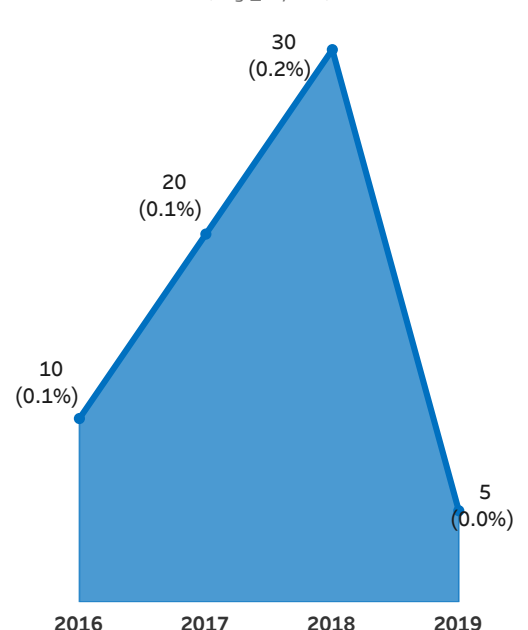
### Top 5 nationalities of annual number of first-instance decisions: number of decisions (% of total decisions in the country) and % of positive outcome

SOURCE: Eurostat (migr\_asydcfsta)



### Third-Country Nationals resettled: absolute number and as % of total resettled in EU

SOURCE: Eurostat (migr\_asyresa)



## UNACCOMPANIED MINORS

Unaccompanied Minors applying for asylum in the country (and % of total applications from Unaccompanied Minors in EU)

SOURCE: Eurostat (migr\_asyunaa)

Unaccompanied Minors as % of first asylum applications (in the country and in EU)

SOURCE: Eurostat (migr\_asyunaa)

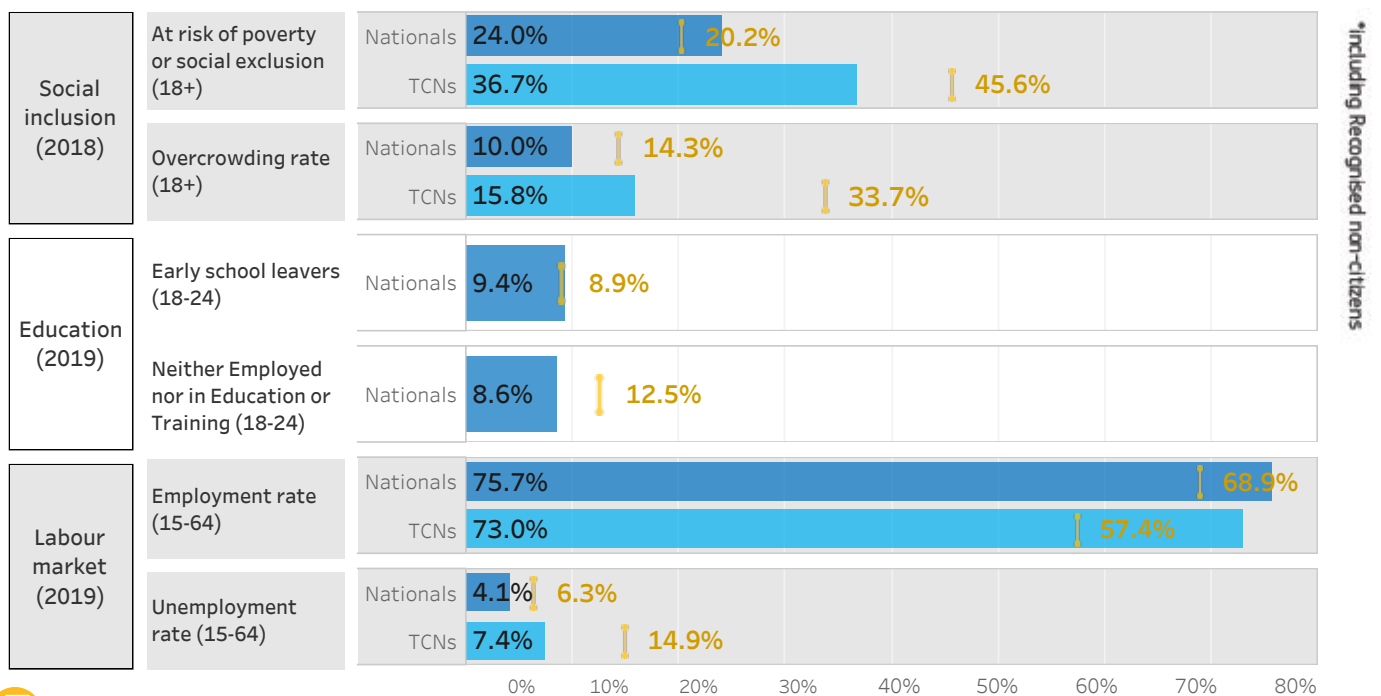
0 or not available

0 or not available

## INTEGRATION

Integration indicators for nationals of the country (blue) and Third-Country Nationals (TCNs - light blue) in the country (when available). The same indicator is provided in yellow for EU. Data are relative to the last year available.

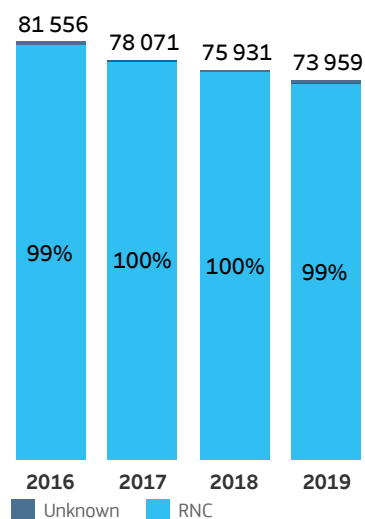
SOURCE: Eurostat (ilc\_peps05, ilc\_lvho15, edat\_lfse\_01, edat\_lfse\_23, lfsa\_ergan, lfsa\_urgan)



## CITIZENSHIP AND STATELESSNESS


Stateless, Recogn. Non-Citizens (RNC) and Unknown Citizens

SOURCE: Eurostat (migr\_pop1ctza)



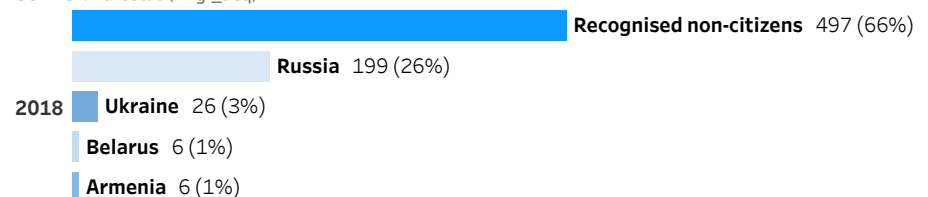
Third-Country Nationals who have acquired citizenship as a share of total Third-Country Nationals (in the country and in the EU) and in absolute number

SOURCE: Eurostat (migr\_acqs, migr\_acq)



Top 5 nationalities by number of citizenship acquisition in 2018: absolute number and % of total acquisitions in the country by Third-Country Nationals


SOURCE: Eurostat (migr\_acq)



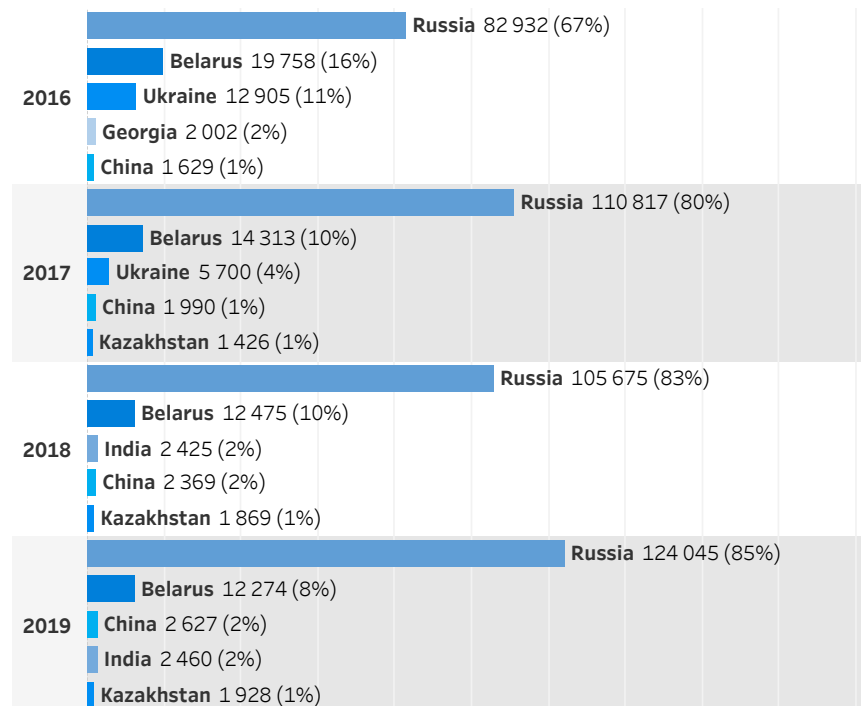
## BORDERS, SCHENGEN AND VISAS

SOURCE: DG Migration and Home Affairs (complete statistics on short-stay visas applications to Schengen States)

Lodged short-term Visa app. (% of Schengen)

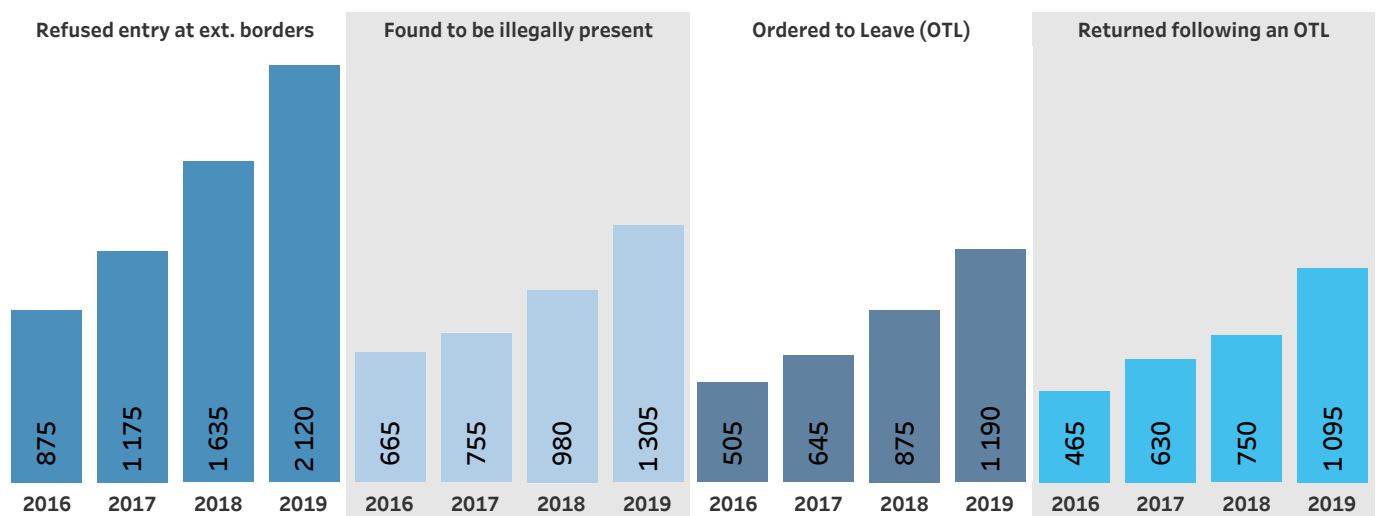


Lodged short-term Visa applications in top 5 consulate countries (% of total app.s)



## IRREGULAR MIGRATION

SOURCE: Eurostat (migr\_eirfs, migr\_eipre, migr\_eiord, migr\_eirtn)



## TRAFFICKING IN HUMAN BEINGS

Number of residence permits issued to victims of Trafficking in Human Beings

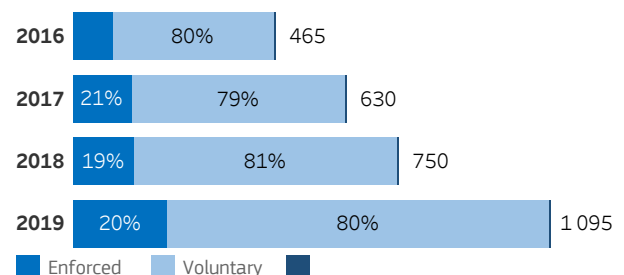
SOURCE: Eurostat (migr\_resoth)

0 or not available

## RETURN AND READMISSION

Number of Third-Country Nationals who left the territory by type of return

SOURCE: Eurostat (migr\_eirt\_vol)





## GENERAL NOTES

This four-page statistical annex complements the Country Factsheet with relevant migration-related data organised in nine thematic sections. The dashboard-like layout of the annex allows comparability across countries as well as simultaneous visualisation of different indicators.

Whenever data is not available, the relative chart is left blank or indicated with 'N/A'. Data are provided for the latest available year or the latest available four-year period.

The sum of percentages or of individual values might not add up to 100 or to the total value. This is due to rounding and confidence intervals in the original data. A How to Read guide, describing each chart and reporting the sources, is available on the EMN website.

## COLOUR LEGEND

Whenever not specified, the following colour legend is adopted. Colours for multiple nationalities are randomly chosen.

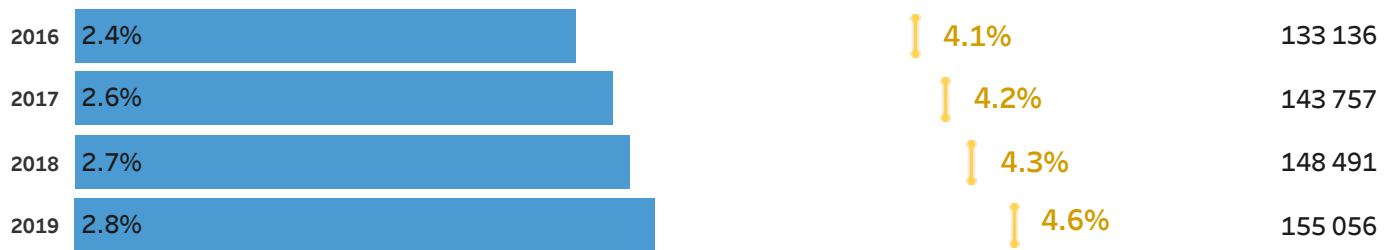
■ data relative to Finland

■ data relative to EU

## LEGAL MIGRATION AND MOBILITY

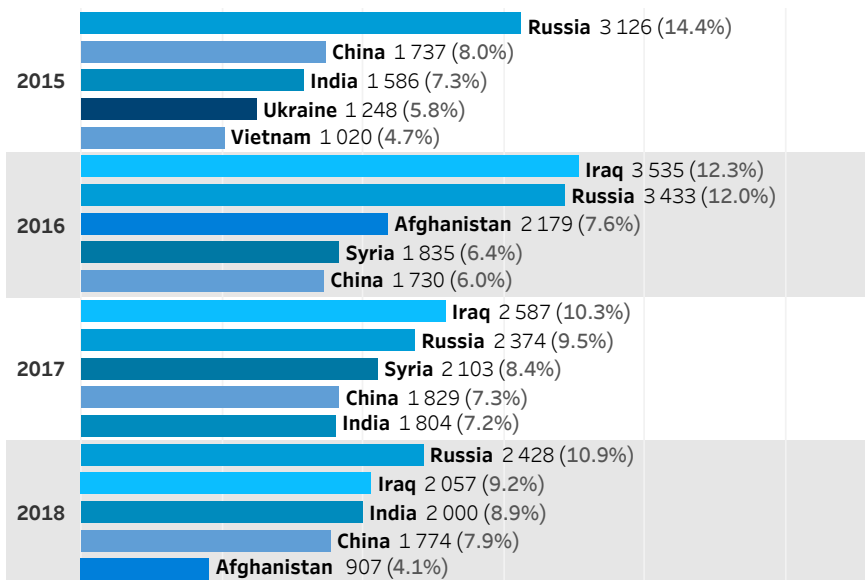
### Third-Country Nationals (TCNs) as % of total population (in the country and in the EU)

SOURCE: Eurostat (migr\_pop1ctz)



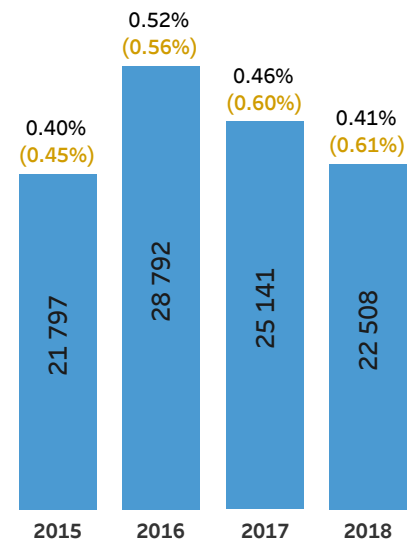
### Top 5 nationalities of number of first residence permits annually issued: number of permits and % of total annual permits

SOURCE: Eurostat (migr\_resfirst)



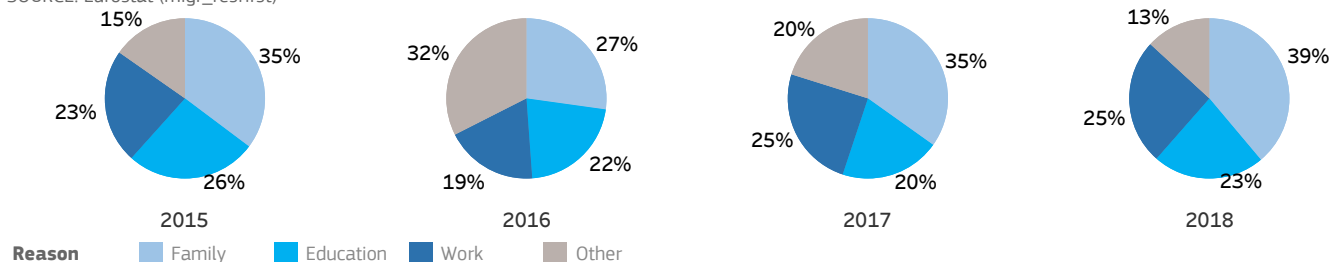
### First residence permits annually issued: tot. num. and % of tot. pop. in the country (and EU)

SOURCE: Eurostat (migr\_resfirst)



### First residence permits annually issued by reason

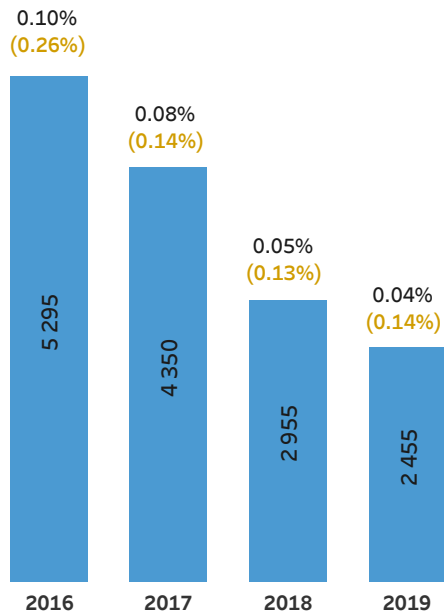
SOURCE: Eurostat (migr\_resfirst)



## INTERNATIONAL PROTECTION INCLUDING ASYLUM

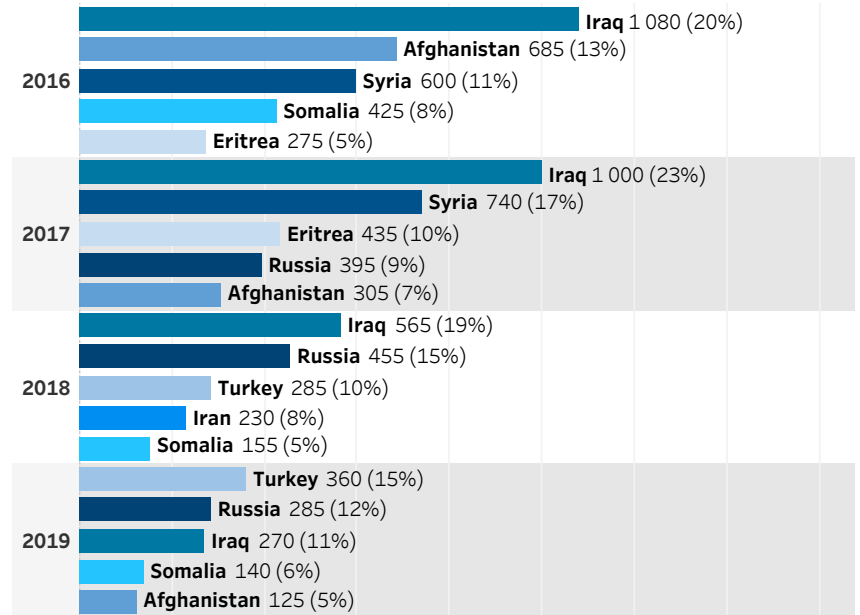
### First-time asylum applications: total num. and as % of population in the country (and in EU)

SOURCE: Eurostat (migr\_asyappctza, migr\_pop1ctz)



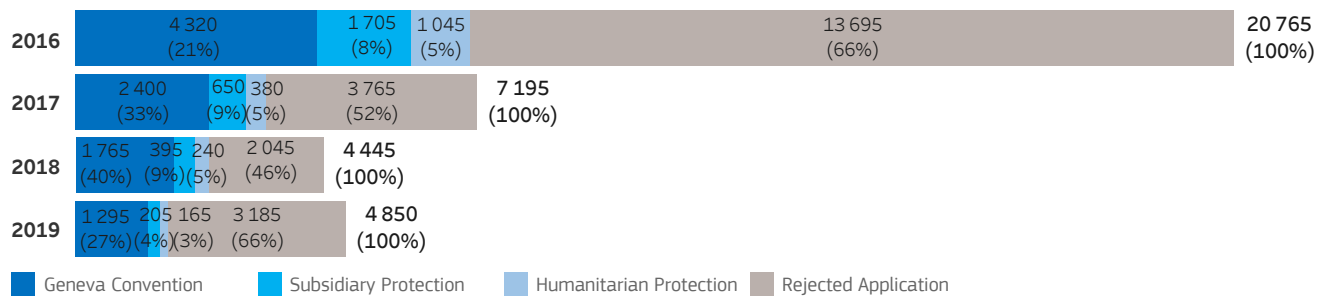
### Top 5 nationalities of annual number of first-time asylum applications: number of applications and % of total first-time annual applications

SOURCE: Eurostat (migr\_asyappctza)



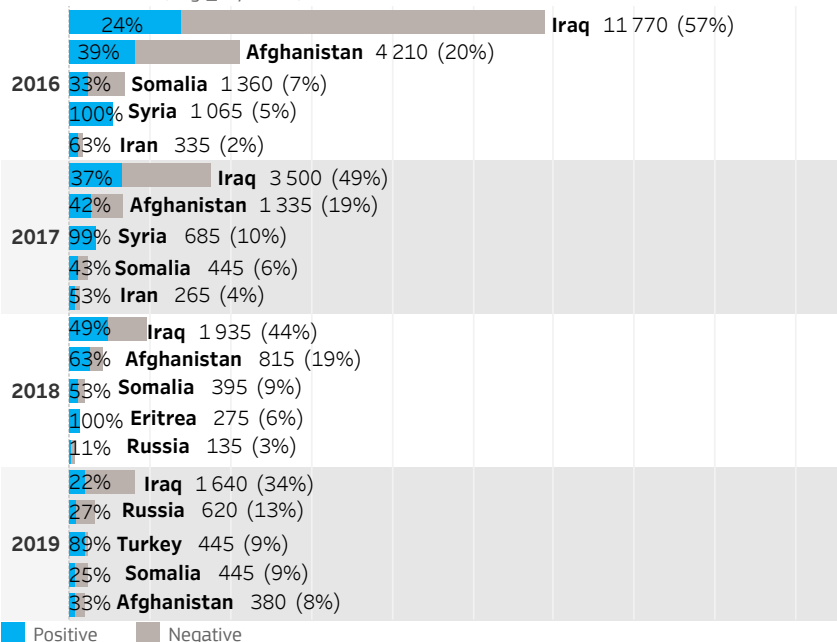
### Number of first-instance asylum decisions by outcome (% of total decisions)

SOURCE: Eurostat (migr\_asydcfsta)



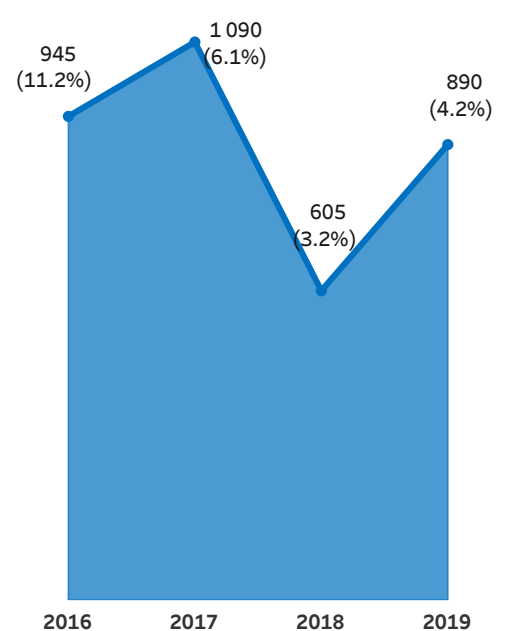
### Top 5 nationalities of annual number of first-instance decisions: number of decisions (% of total decisions in the country) and % of positive outcome

SOURCE: Eurostat (migr\_asydcfsta)



### Third-Country Nationals resettled: absolute number and as % of total resettled in EU

SOURCE: Eurostat (migr\_asyresa)

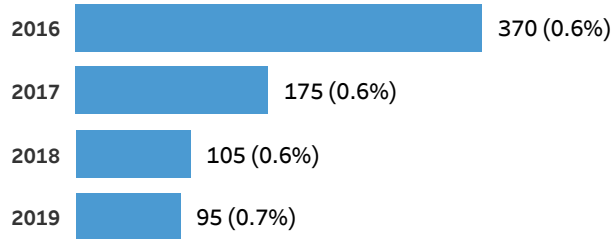




## UNACCOMPANIED MINORS

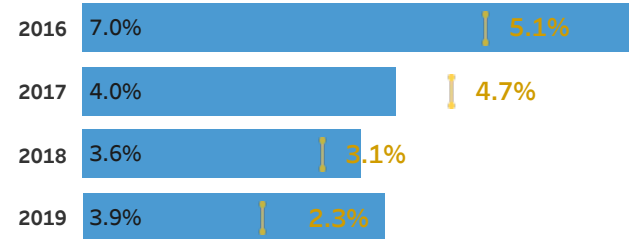
### Unaccompanied Minors applying for asylum in the country (and % of total applications from Unaccompanied Minors in EU)

SOURCE: Eurostat (migr\_asyunaa)



### Unaccompanied Minors as % of first asylum applications (in the country and in EU)

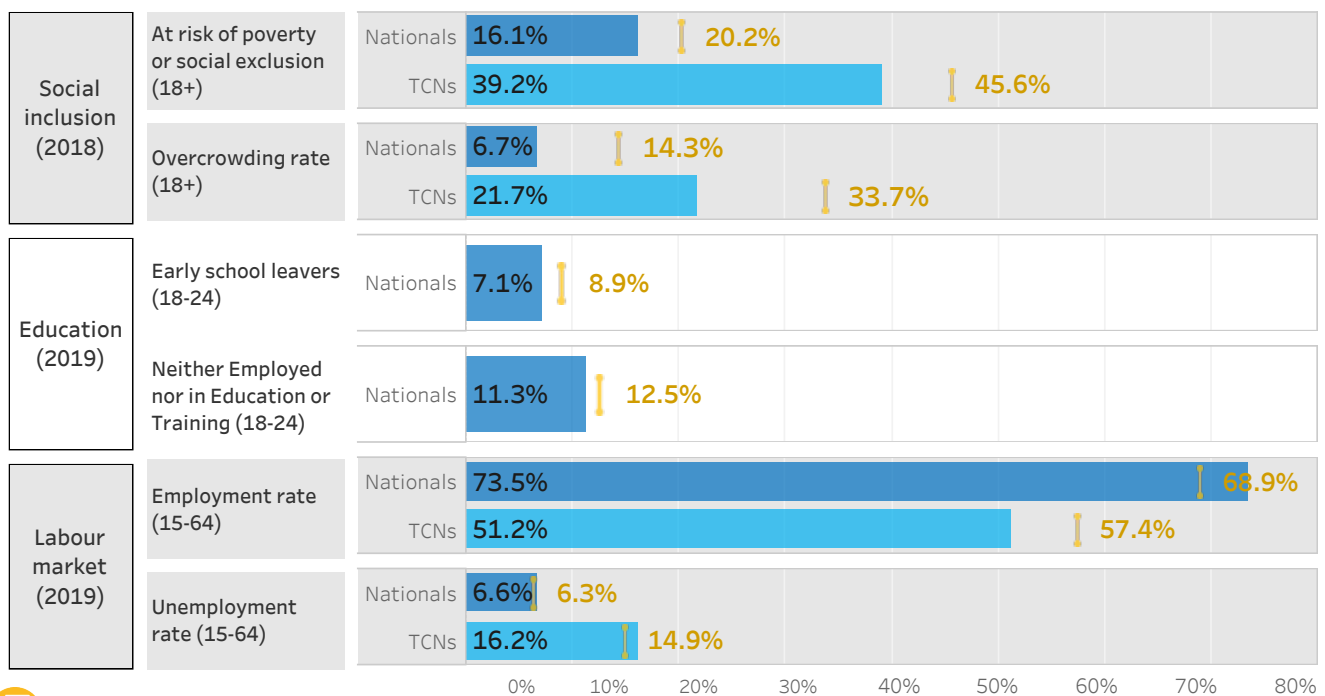
SOURCE: Eurostat (migr\_asyunaa)



## INTEGRATION

### Integration indicators for nationals of the country (blue) and Third-Country Nationals (TCNs - light blue) in the country (when available). The same indicator is provided in yellow for EU. Data are relative to the last year available.

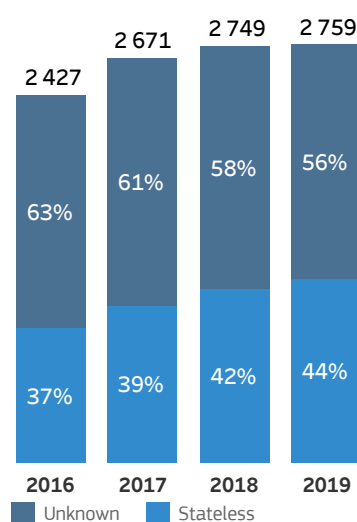
SOURCE: Eurostat (ilc\_peps05, ilc\_lvho15, edat\_lfse\_01, edat\_lfse\_23, lfesa\_ergan, lfesa\_urgan)



## CITIZENSHIP AND STATELESSNESS

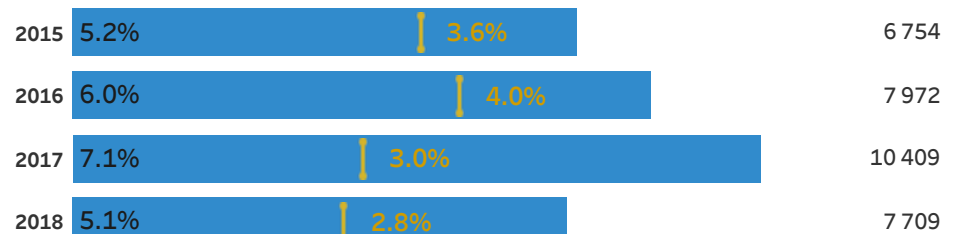
### Stateless, Recogn. Non-Citizens (RNC) and Unknown Citizens

SOURCE: Eurostat (migr\_pop1ctza)




### Third-Country Nationals who have acquired citizenship as a share of total Third-Country Nationals (in the country and in the EU) and in absolute number

SOURCE: Eurostat (migr\_acqs, migr\_acq)



### Top 5 nationalities by number of citizenship acquisition in 2018: absolute number and % of total acquisitions in the country by Third-Country Nationals

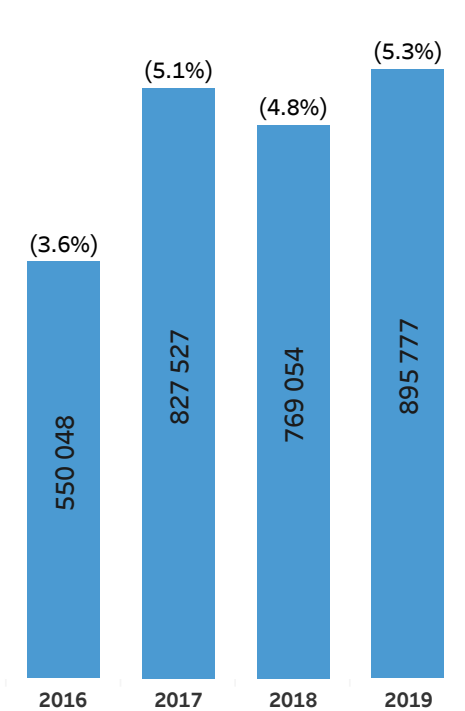
SOURCE: Eurostat (migr\_acq)



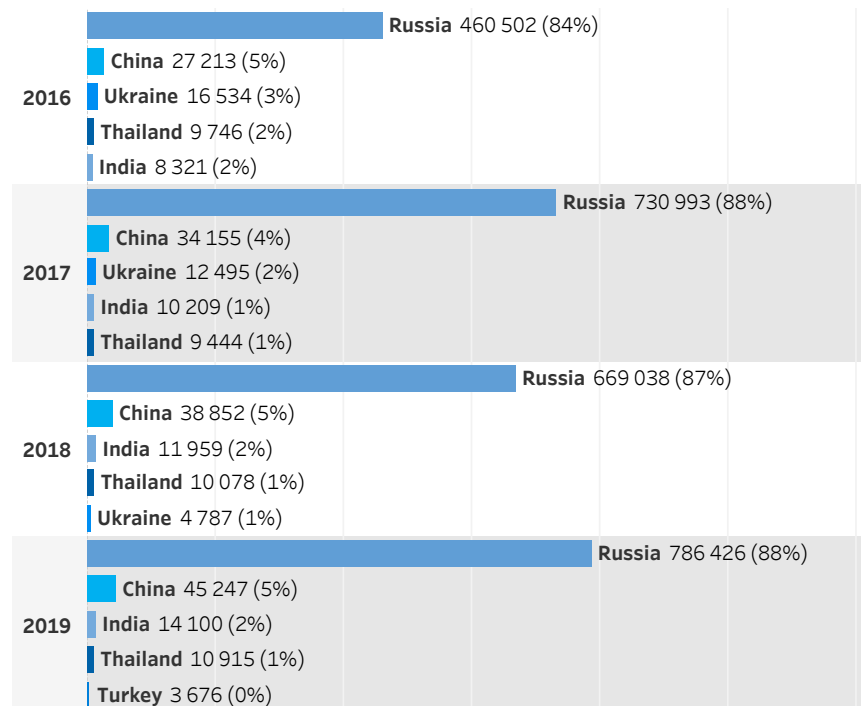
## BORDERS, SCHENGEN AND VISAS

SOURCE: DG Migration and Home Affairs (complete statistics on short-stay visas applications to Schengen States)

Lodged short-term Visa app. (% of Schengen)



Lodged short-term Visa applications in top 5 consulate countries (% of total app.s)



## IRREGULAR MIGRATION

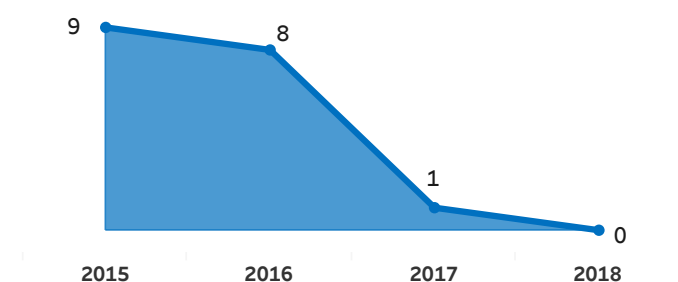
SOURCE: Eurostat (migr\_eirfs, migr\_eipre, migr\_eiord, migr\_eirtn)



## TRAFFICKING IN HUMAN BEINGS

Number of residence permits issued to victims of Trafficking in Human Beings

SOURCE: Eurostat (migr\_resoth)



## RETURN AND READMISSION

Number of Third-Country Nationals who left the territory by type of return

SOURCE: Eurostat (migr\_eirt\_vol)

0 or not available



## GENERAL NOTES

This four-page statistical annex complements the Country Factsheet with relevant migration-related data organised in nine thematic sections. The dashboard-like layout of the annex allows comparability across countries as well as simultaneous visualisation of different indicators.

Whenever data is not available, the relative chart is left blank or indicated with 'N/A'. Data are provided for the latest available year or the latest available four-year period.

The sum of percentages or of individual values might not add up to 100 or to the total value. This is due to rounding and confidence intervals in the original data. A How to Read guide, describing each chart and reporting the sources, is available on the EMN website.

## COLOUR LEGEND

Whenever not specified, the following colour legend is adopted. Colours for multiple nationalities are randomly chosen.

■ data relative to France

■ data relative to EU

## LEGAL MIGRATION AND MOBILITY

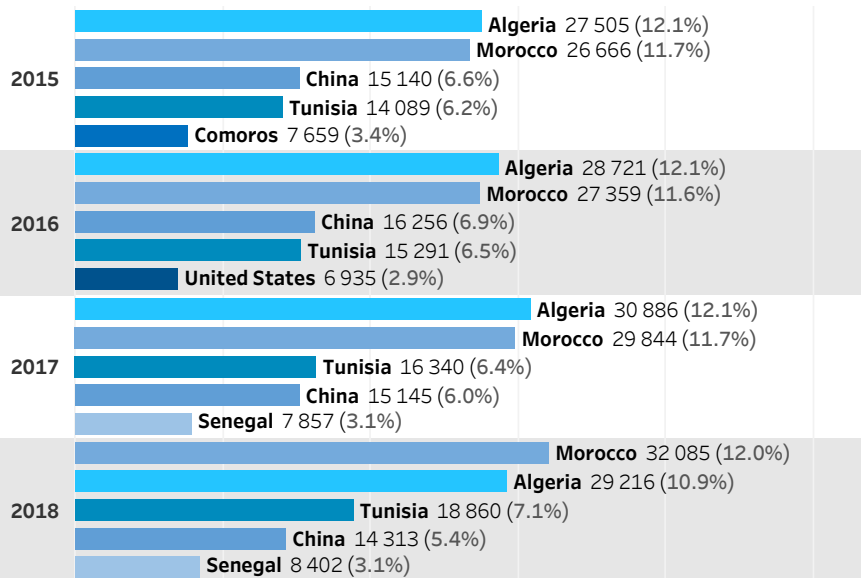
### Third-Country Nationals (TCNs) as % of total population (in the country and in the EU)

SOURCE: Eurostat (migr\_pop1ctz)



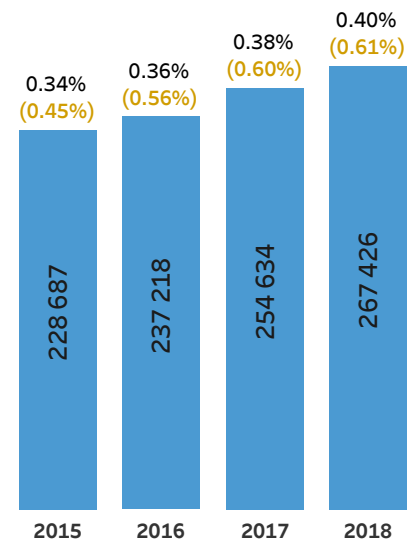
### Top 5 nationalities of number of first residence permits annually issued: number of permits and % of total annual permits

SOURCE: Eurostat (migr\_resfirst)



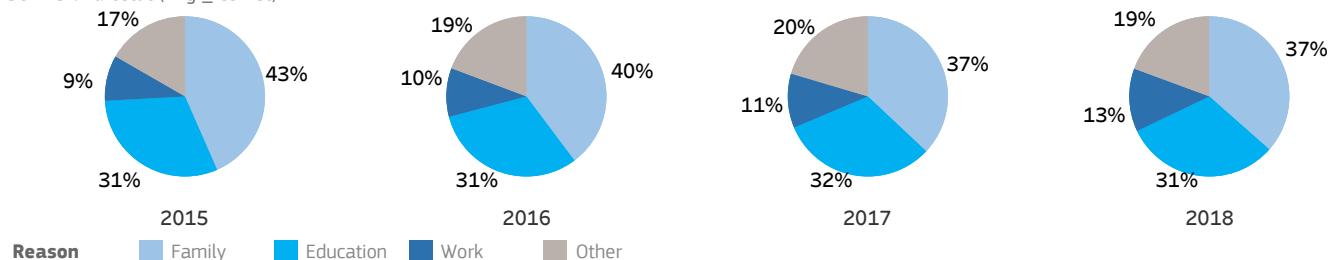
### First residence permits annually issued: tot. num. and % of tot. pop. in the country (and EU)

SOURCE: Eurostat (migr\_resfirst)



### First residence permits annually issued by reason

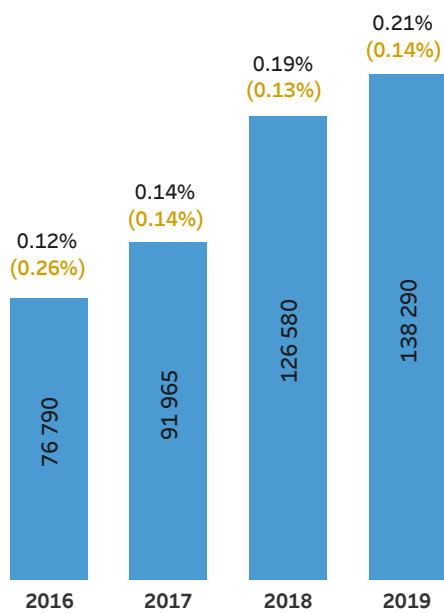
SOURCE: Eurostat (migr\_resfirst)



## INTERNATIONAL PROTECTION INCLUDING ASYLUM

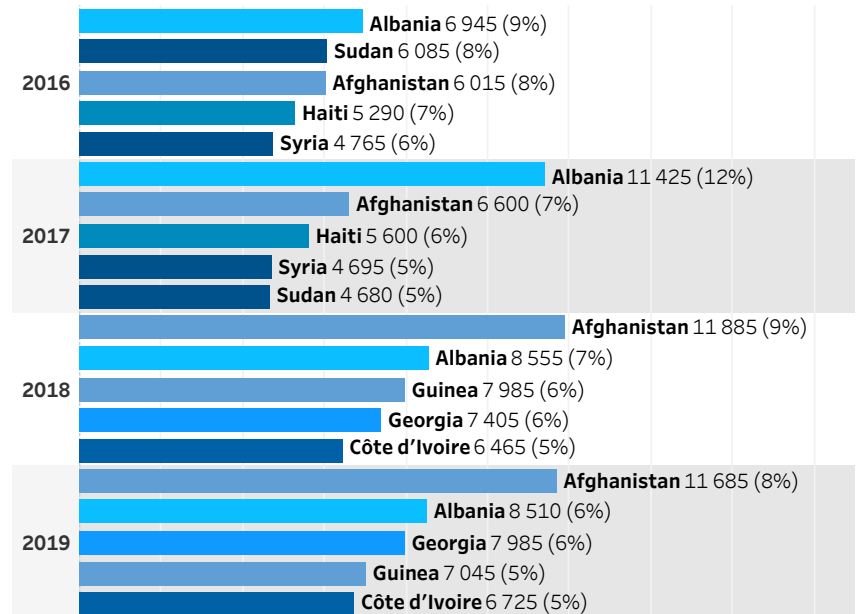
### First-time asylum applications: total num. and as % of population in the country (and in EU)

SOURCE: Eurostat (migr\_asyappctza, migr\_pop1ctz)



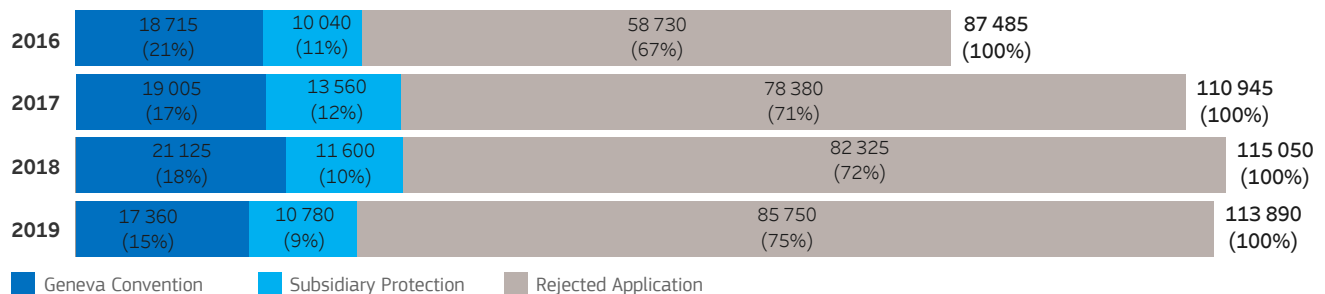
### Top 5 nationalities of annual number of first-time asylum applications: number of applications and % of total first-time annual applications

SOURCE: Eurostat (migr\_asyappctza)



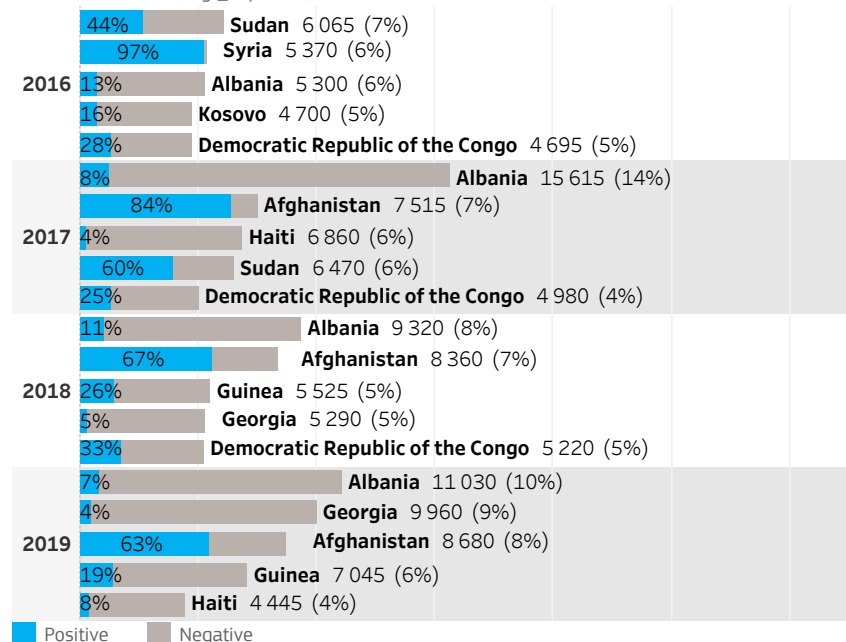
### Number of first-instance asylum decisions by outcome (% of total decisions)

SOURCE: Eurostat (migr\_asydcfsta)



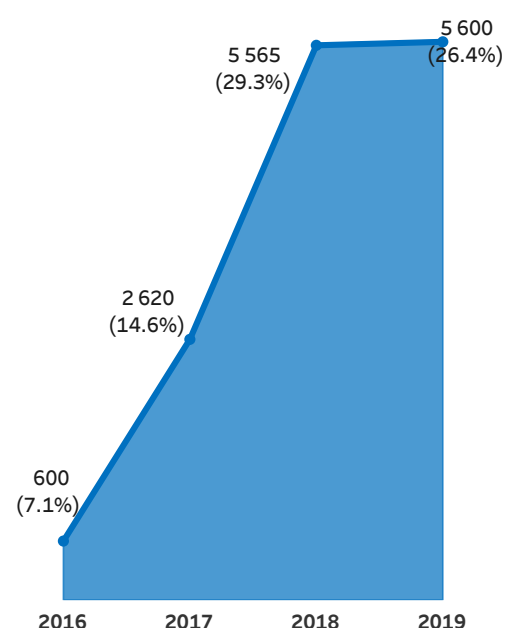
### Top 5 nationalities of annual number of first-instance decisions: number of decisions (% of total decisions in the country) and % of positive outcome

SOURCE: Eurostat (migr\_asydcfsta)



### Third-Country Nationals resettled: absolute number and as % of total resettled in EU

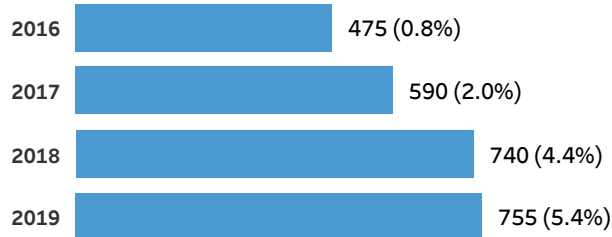
SOURCE: Eurostat (migr\_asyresa)



## UNACCOMPANIED MINORS


### Unaccompanied Minors applying for asylum in the country (and % of total applications from Unaccompanied Minors in EU)

SOURCE: Eurostat (migr\_asyunaa)



### Unaccompanied Minors as % of first asylum applications (in the country and in EU)

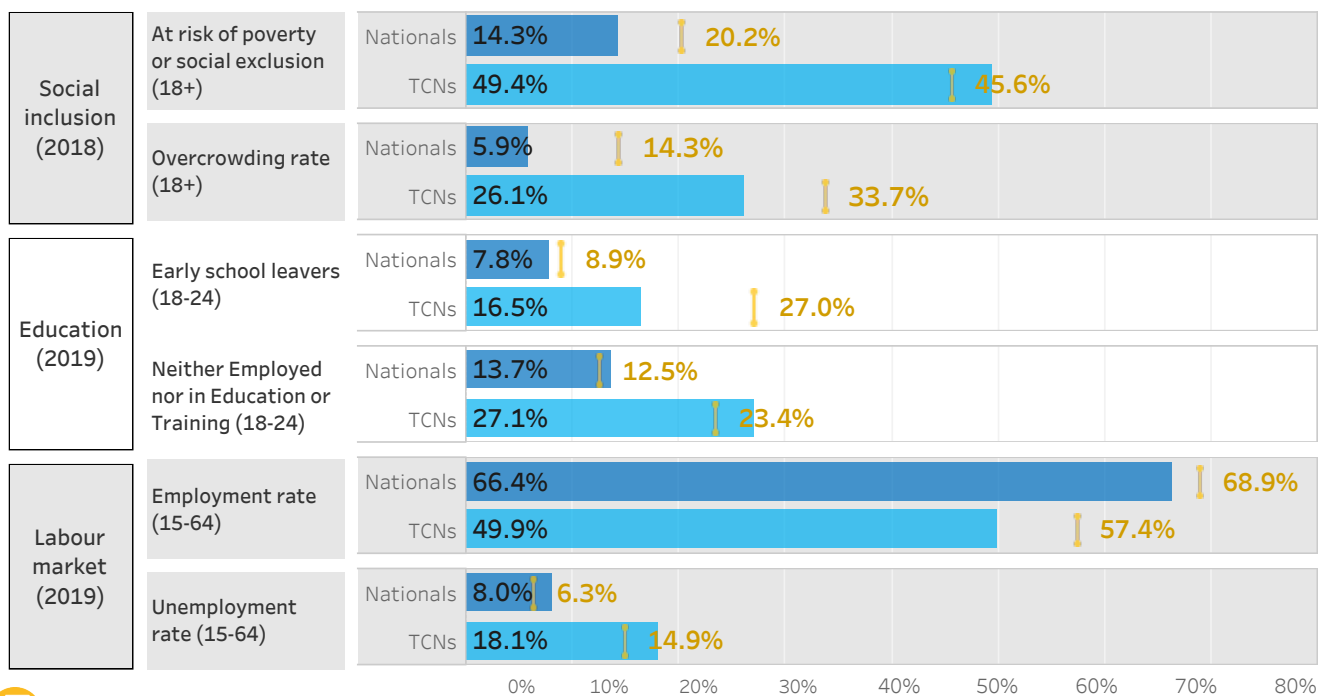
SOURCE: Eurostat (migr\_asyunaa)



## INTEGRATION

Integration indicators for nationals of the country (blue) and Third-Country Nationals (TCNs - light blue) in the country (when available). The same indicator is provided in yellow for EU. Data are relative to the last year available.

SOURCE: Eurostat (ilc\_peps05, ilc\_lvho15, edat\_lfse\_01, edat\_lfse\_23, lfsa\_ergan, lfsa\_urgan)



## CITIZENSHIP AND STATELESSNESS

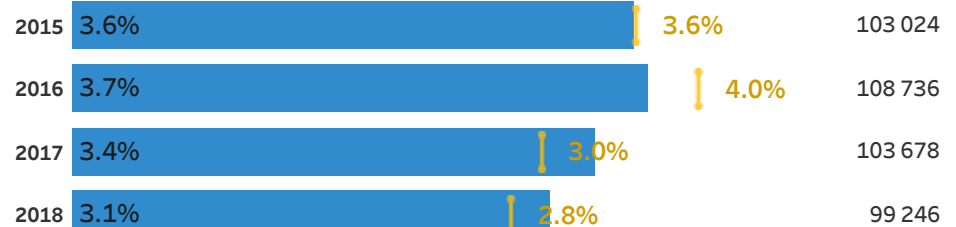
### Stateless, Recogn. Non-Citizens (RNC) and Unknown Citizens

SOURCE: Eurostat (migr\_pop1ctza)

0 or not available

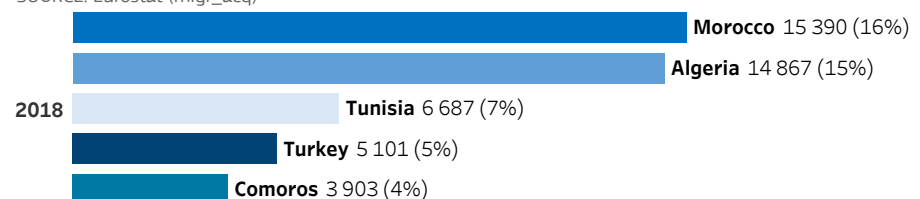
### Third-Country Nationals who have acquired citizenship as a share of total Third-Country Nationals (in the country and in the EU) and in absolute number

SOURCE: Eurostat (migr\_acqs, migr\_acq)



### Top 5 nationalities by number of citizenship acquisition in 2018: absolute number and % of total acquisitions in the country by Third-Country Nationals

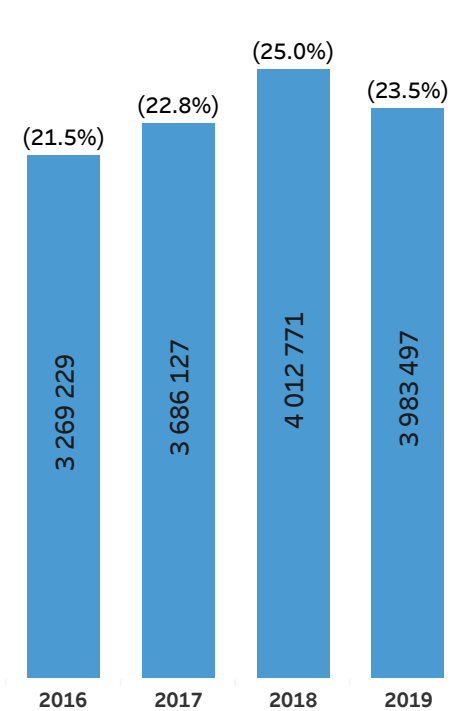
SOURCE: Eurostat (migr\_acq)



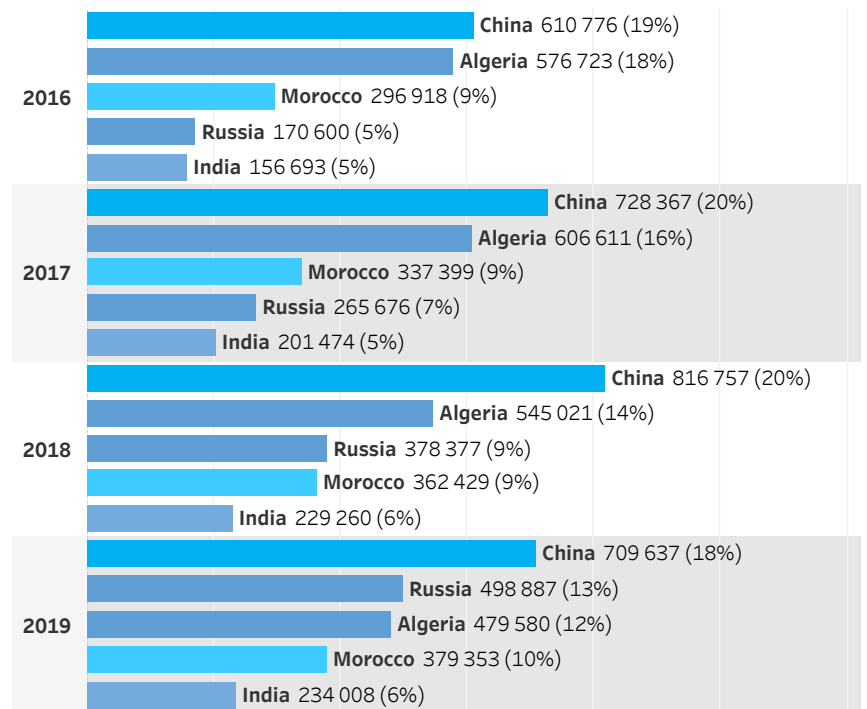
## BORDERS, SCHENGEN AND VISAS

SOURCE: DG Migration and Home Affairs (complete statistics on short-stay visas applications to Schengen States)

Lodged short-term Visa app. (% of Schengen)

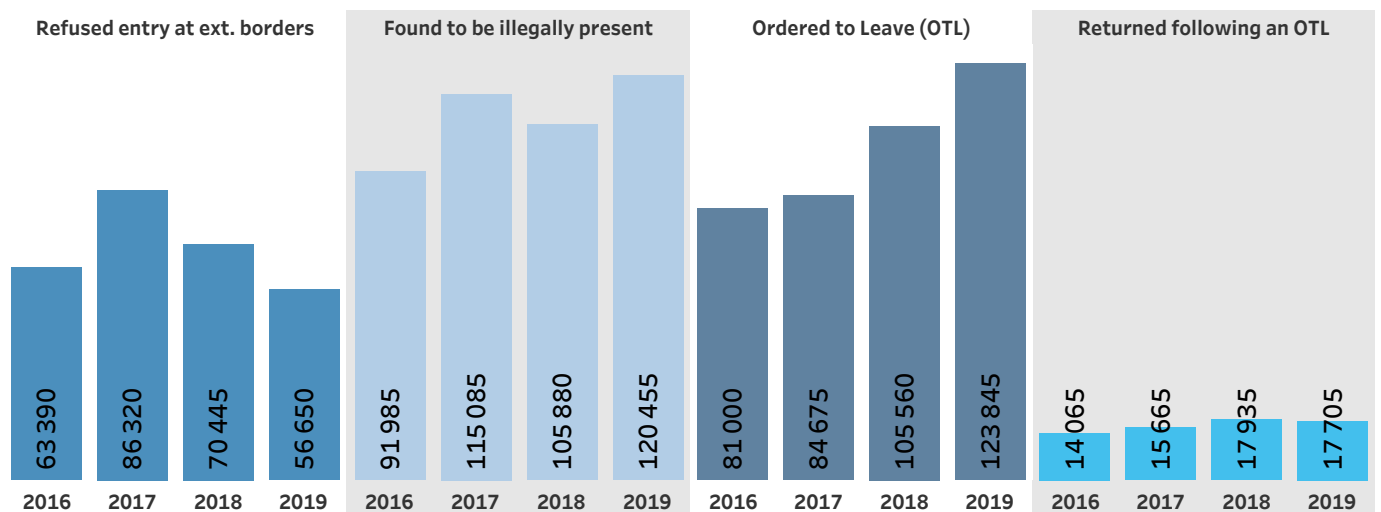


Lodged short-term Visa applications in top 5 consulate countries (% of total app.s)



## IRREGULAR MIGRATION

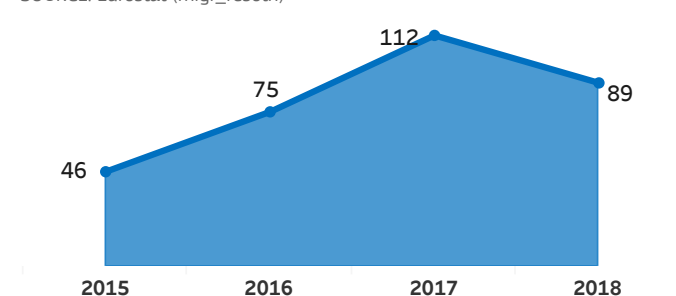
SOURCE: Eurostat (migr\_eirfs, migr\_eipre, migr\_eiord, migr\_eirtn)



## TRAFFICKING IN HUMAN BEINGS

Number of residence permits issued to victims of Trafficking in Human Beings

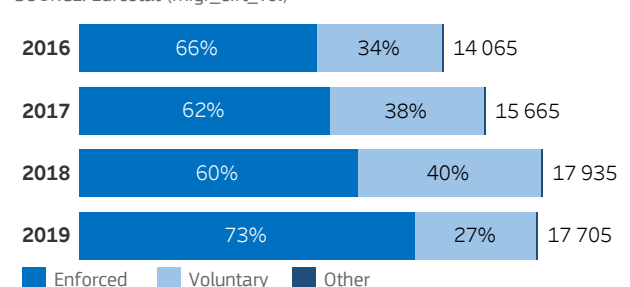
SOURCE: Eurostat (migr\_resoth)



## RETURN AND READMISSION

Number of Third-Country Nationals who left the territory by type of return

SOURCE: Eurostat (migr\_eirt\_vol)





## GENERAL NOTES

This four-page statistical annex complements the Country Factsheet with relevant migration-related data organised in nine thematic sections. The dashboard-like layout of the annex allows comparability across countries as well as simultaneous visualisation of different indicators.

Whenever data is not available, the relative chart is left blank or indicated with 'N/A'. Data are provided for the latest available year or the latest available four-year period.

The sum of percentages or of individual values might not add up to 100 or to the total value. This is due to rounding and confidence intervals in the original data. A How to Read guide, describing each chart and reporting the sources, is available on the EMN website.

## COLOUR LEGEND

Whenever not specified, the following colour legend is adopted. Colours for multiple nationalities are randomly chosen.

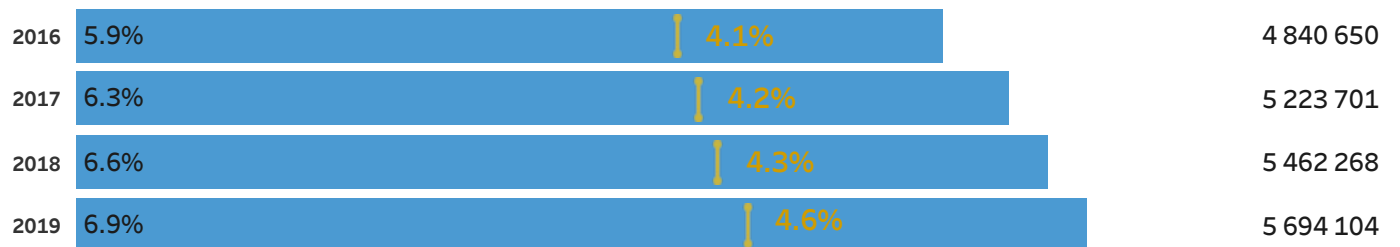
■ data relative to Germany

■ data relative to EU

## LEGAL MIGRATION AND MOBILITY

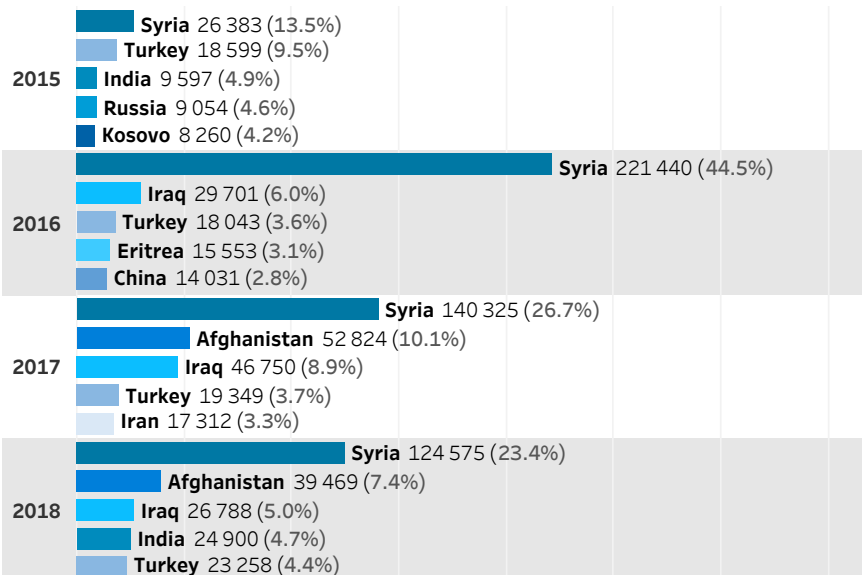
### Third-Country Nationals (TCNs) as % of total population (in the country and in the EU)

SOURCE: Eurostat (migr\_pop1ctz)



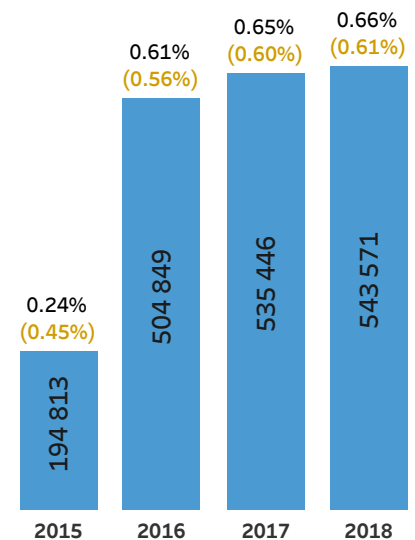
### Top 5 nationalities of number of first residence permits annually issued: number of permits and % of total annual permits

SOURCE: Eurostat (migr\_resfirst)



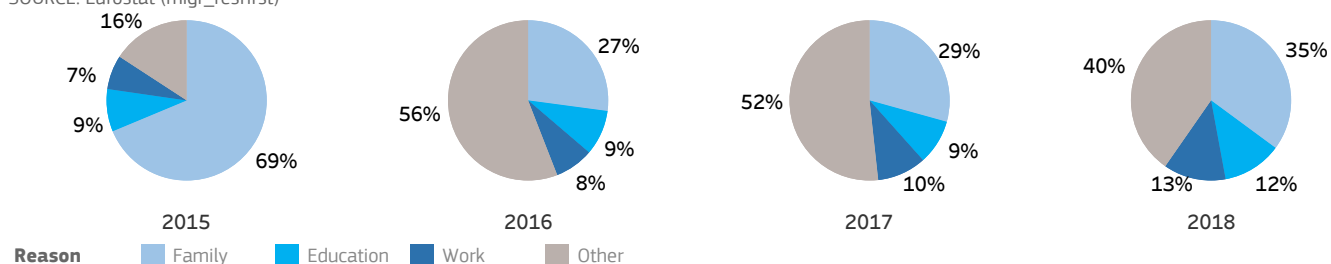
### First residence permits annually issued: tot. num. and % of tot. pop. in the country (and EU)

SOURCE: Eurostat (migr\_resfirst)



### First residence permits annually issued by reason

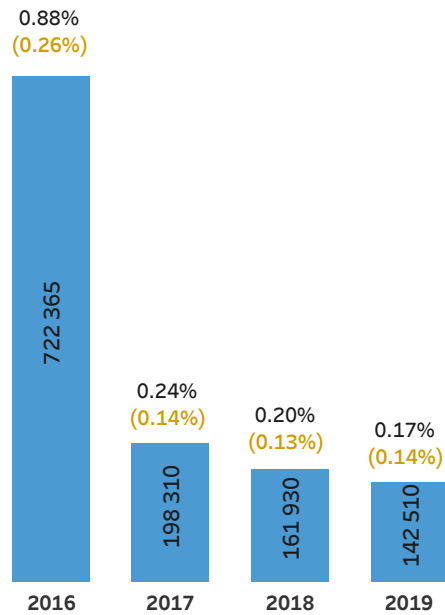
SOURCE: Eurostat (migr\_resfirst)



## INTERNATIONAL PROTECTION INCLUDING ASYLUM

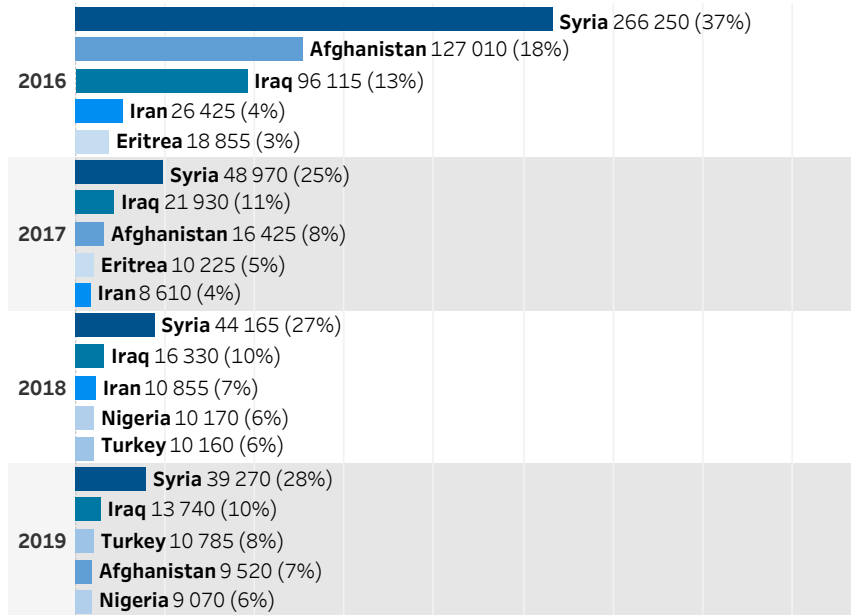
### First-time asylum applications: total num. and as % of population in the country (and in EU)

SOURCE: Eurostat (migr\_asyappctza, migr\_pop1ctz)



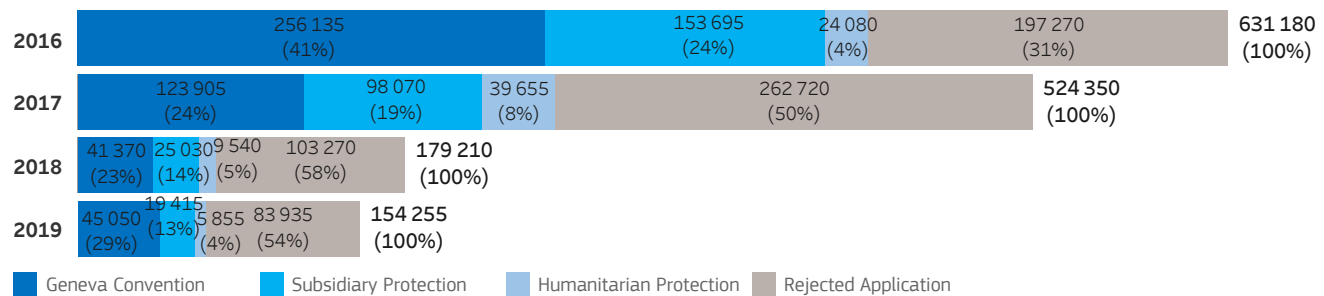
### Top 5 nationalities of annual number of first-time asylum applications: number of applications and % of total first-time annual applications

SOURCE: Eurostat (migr\_asyappctza)



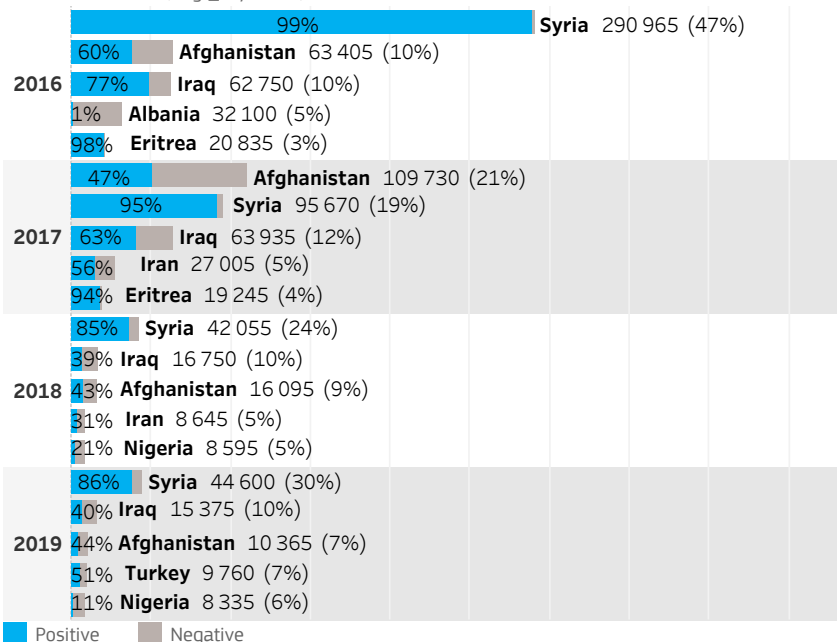
### Number of first-instance asylum decisions by outcome (% of total decisions)

SOURCE: Eurostat (migr\_asydcfsta)



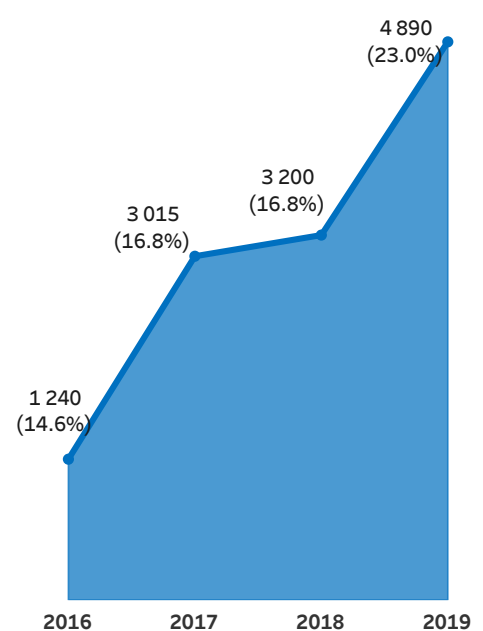
### Top 5 nationalities of annual number of first-instance decisions: number of decisions (% of total decisions in the country) and % of positive outcome

SOURCE: Eurostat (migr\_asydcfsta)



### Third-Country Nationals resettled: absolute number and as % of total resettled in EU

SOURCE: Eurostat (migr\_asyresa)






## UNACCOMPANIED MINORS

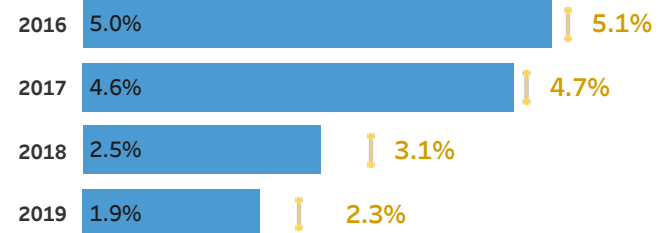
### Unaccompanied Minors applying for asylum in the country (and % of total applications from Unaccompanied Minors in EU)

SOURCE: Eurostat (migr\_asyunaa)



### Unaccompanied Minors as % of first asylum applications (in the country and in EU)

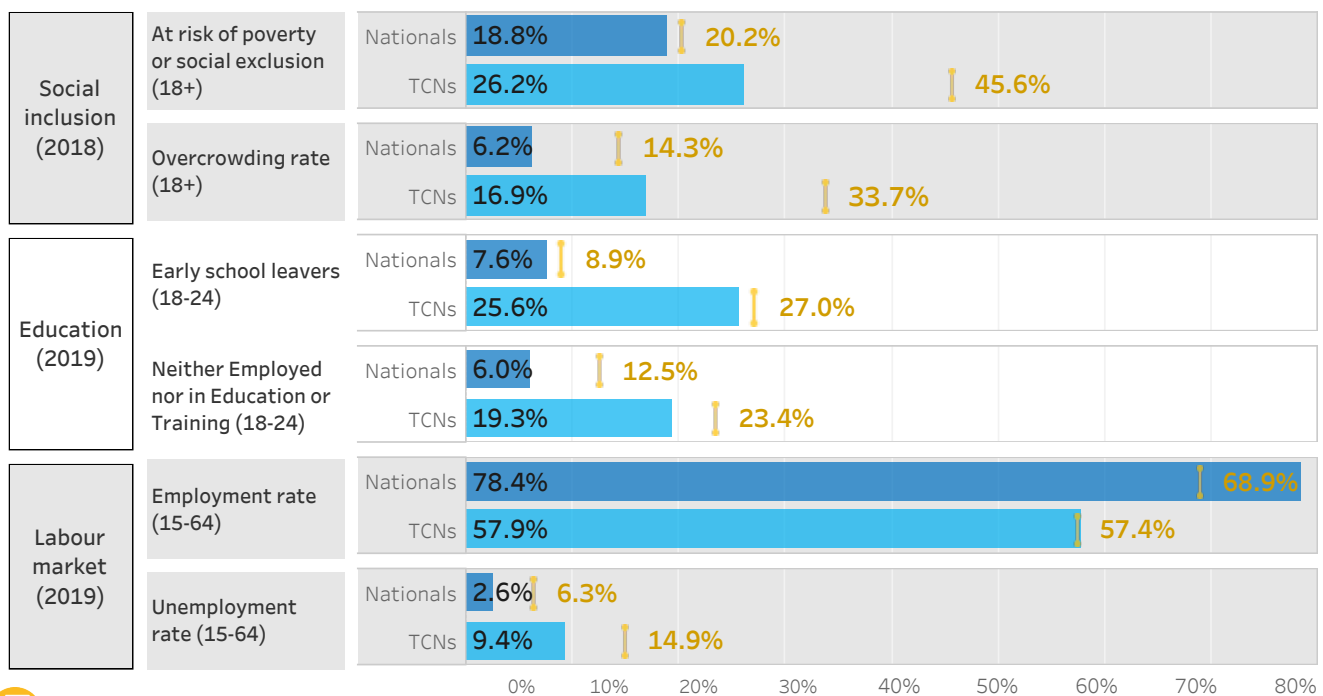
SOURCE: Eurostat (migr\_asyunaa)



## INTEGRATION

Integration indicators for nationals of the country (blue) and Third-Country Nationals (TCNs - light blue) in the country (when available). The same indicator is provided in yellow for EU. Data are relative to the last year available.

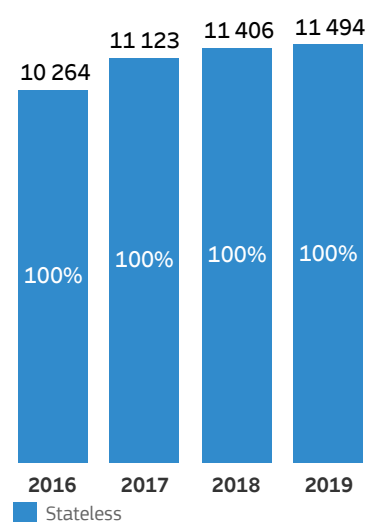
SOURCE: Eurostat (ilc\_peps05, ilc\_lvho15, edat\_lfse\_01, edat\_lfse\_23, lfsa\_ergan, lfsa\_urgan)



## CITIZENSHIP AND STATELESSNESS

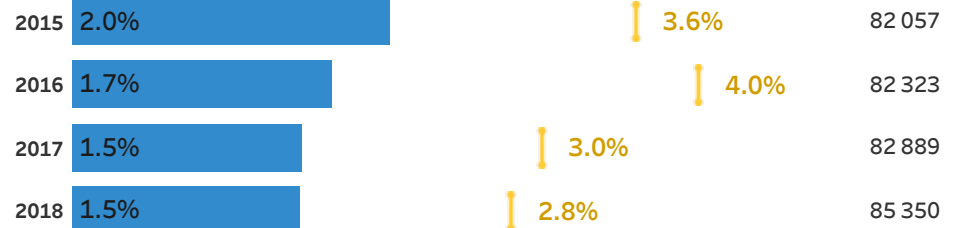
### Stateless, Recogn. Non-Citizens (RNC) and Unknown Citizens

SOURCE: Eurostat (migr\_pop1ctza)



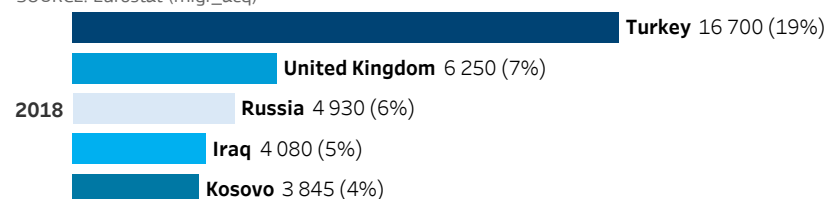
### Third-Country Nationals who have acquired citizenship as a share of total Third-Country Nationals (in the country and in the EU) and in absolute number

SOURCE: Eurostat (migr\_acqs, migr\_acq)



### Top 5 nationalities by number of citizenship acquisition in 2018: absolute number and % of total acquisitions in the country by Third-Country Nationals


SOURCE: Eurostat (migr\_acq)



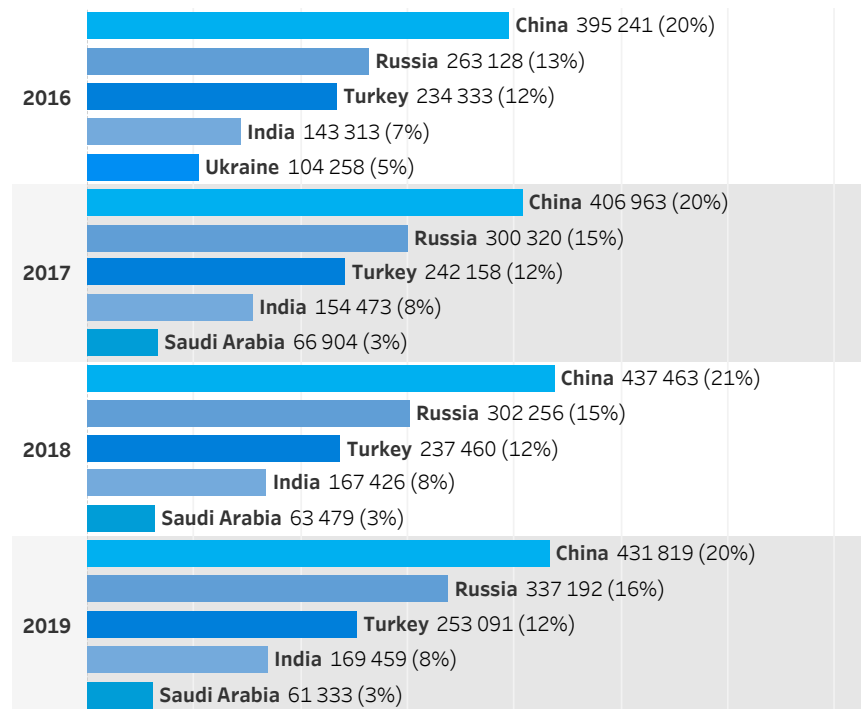
## BORDERS, SCHENGEN AND VISAS

SOURCE: DG Migration and Home Affairs (complete statistics on short-stay visas applications to Schengen States)

Lodged short-term Visa app. (% of Schengen)

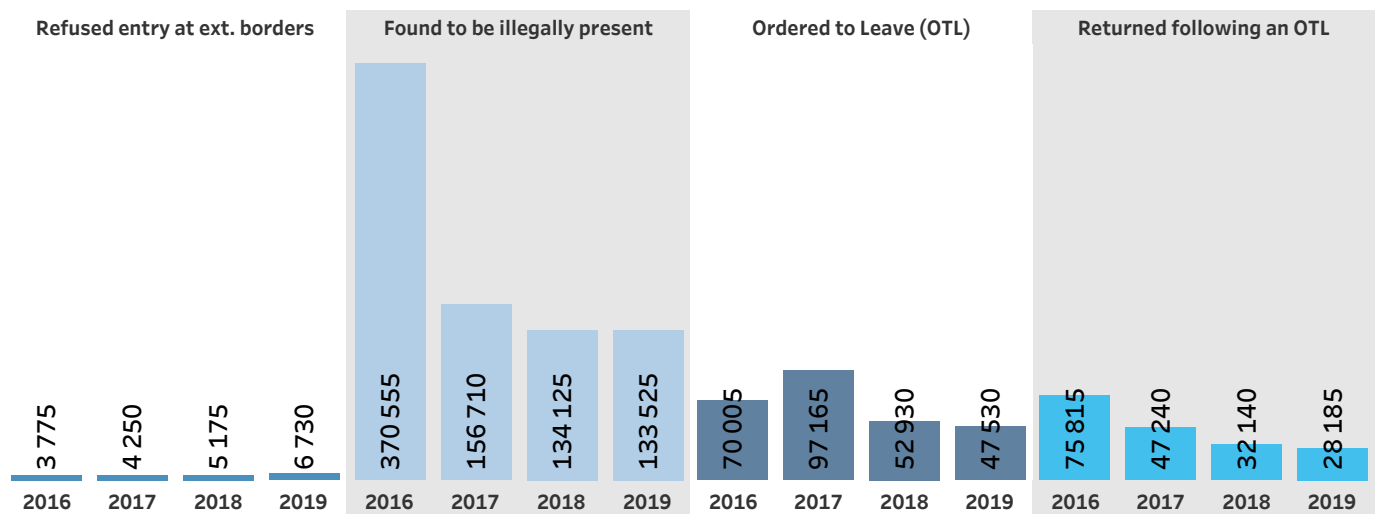


Lodged short-term Visa applications in top 5 consulate countries (% of total app.s)



## IRREGULAR MIGRATION

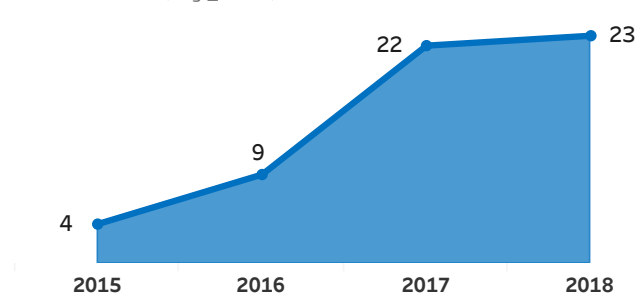
SOURCE: Eurostat (migr\_eirfs, migr\_eipre, migr\_eiord, migr\_eirtn)



## TRAFFICKING IN HUMAN BEINGS

Number of residence permits issued to victims of Trafficking in Human Beings

SOURCE: Eurostat (migr\_resoth)



## RETURN AND READMISSION

Number of Third-Country Nationals who left the territory by type of return

SOURCE: Eurostat (migr\_eirt\_vol)

0 or not available



## GENERAL NOTES

This four-page statistical annex complements the Country Factsheet with relevant migration-related data organised in nine thematic sections. The dashboard-like layout of the annex allows comparability across countries as well as simultaneous visualisation of different indicators.

Whenever data is not available, the relative chart is left blank or indicated with 'N/A'. Data are provided for the latest available year or the latest available four-year period.

The sum of percentages or of individual values might not add up to 100 or to the total value. This is due to rounding and confidence intervals in the original data. A How to Read guide, describing each chart and reporting the sources, is available on the EMN website.

## COLOUR LEGEND

Whenever not specified, the following colour legend is adopted. Colours for multiple nationalities are randomly chosen.

■ data relative to Greece

■ data relative to EU

## LEGAL MIGRATION AND MOBILITY

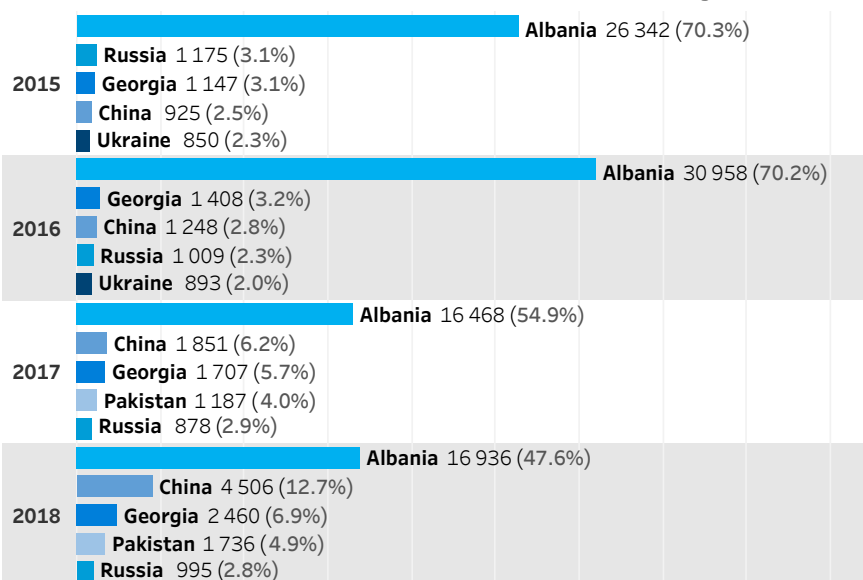
### Third-Country Nationals (TCNs) as % of total population (in the country and in the EU)

SOURCE: Eurostat (migr\_pop1ctz)



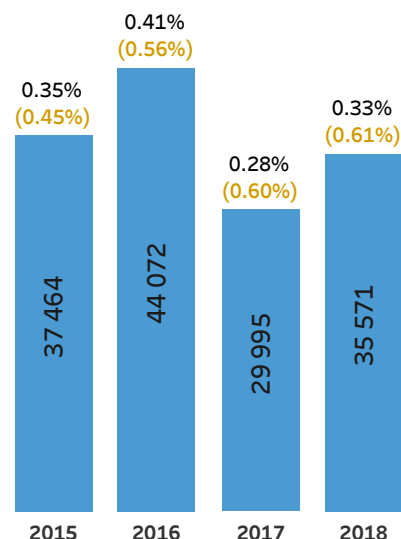
### Top 5 nationalities of number of first residence permits annually issued: number of permits and % of total annual permits

SOURCE: Eurostat (migr\_resfirst)



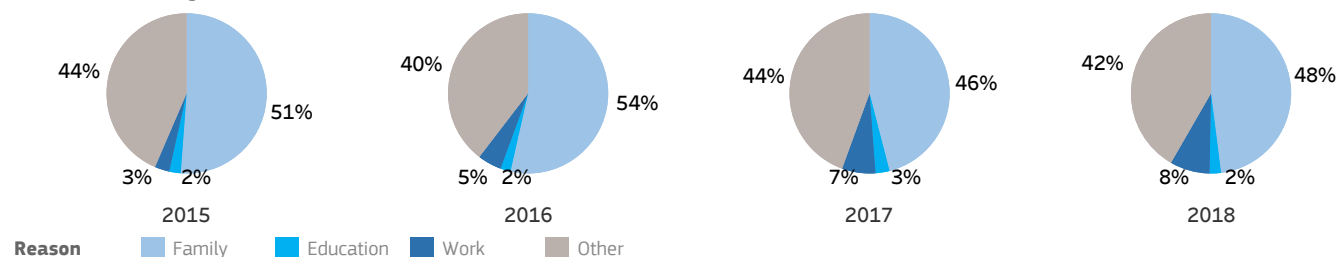
### First residence permits annually issued: tot. num. and % of tot. pop. in the country (and EU)

SOURCE: Eurostat (migr\_resfirst)



### First residence permits annually issued by reason

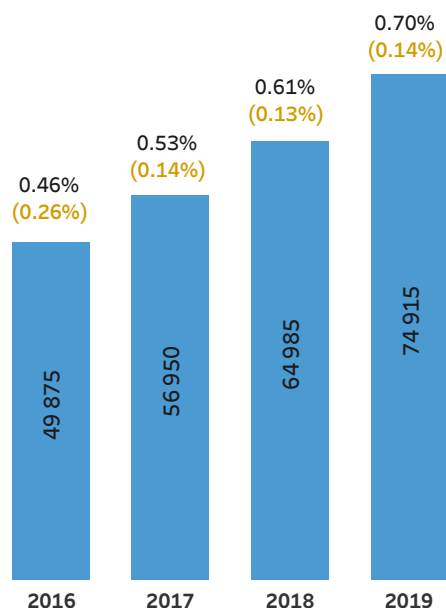
SOURCE: Eurostat (migr\_resfirst)



## INTERNATIONAL PROTECTION INCLUDING ASYLUM

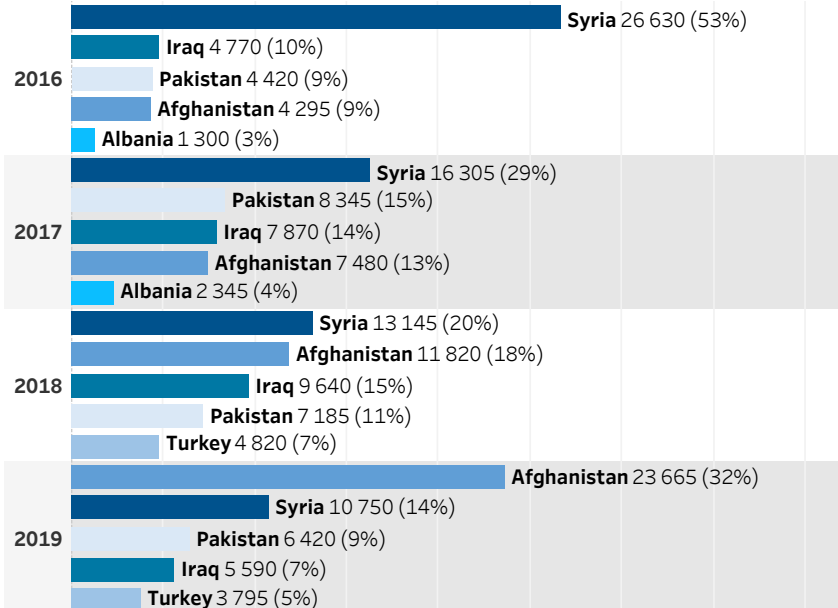
### First-time asylum applications: total num. and as % of population in the country (and in EU)

SOURCE: Eurostat (migr\_asyappctza, migr\_pop1ctz)



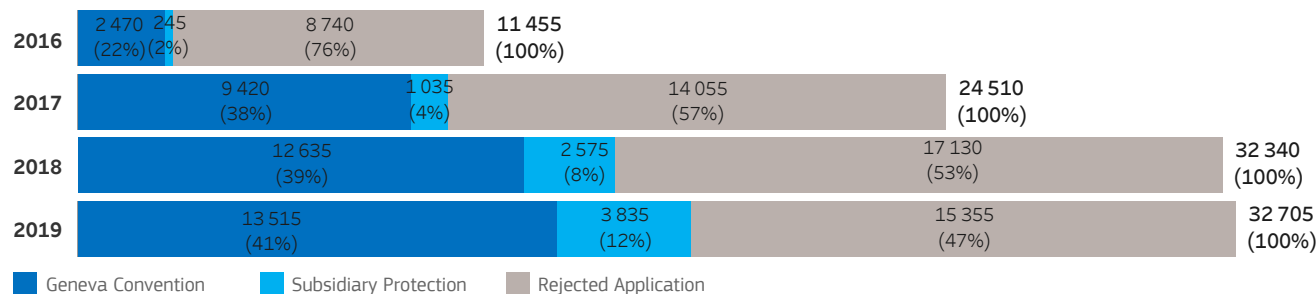
### Top 5 nationalities of annual number of first-time asylum applications: number of applications and % of total first-time annual applications

SOURCE: Eurostat (migr\_asyappctza)



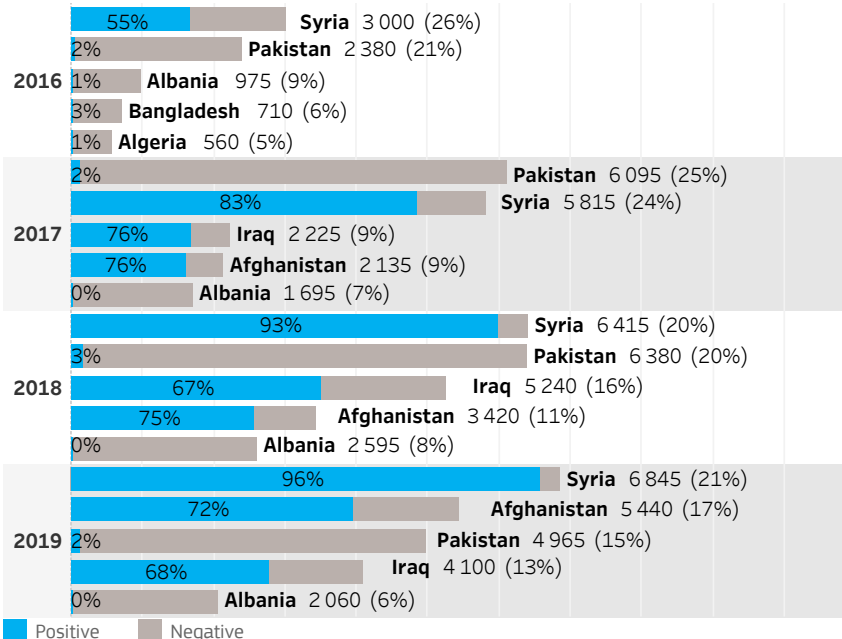
### Number of first-instance asylum decisions by outcome (% of total decisions)

SOURCE: Eurostat (migr\_asydcfst)



### Top 5 nationalities of annual number of first-instance decisions: number of decisions (% of total decisions in the country) and % of positive outcome

SOURCE: Eurostat (migr\_asydcfst)



### Third-Country Nationals resettled: absolute number and as % of total resettled in EU

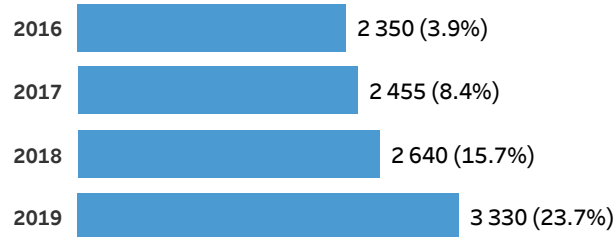
SOURCE: Eurostat (migr\_asyresa)

0 or not available

## UNACCOMPANIED MINORS

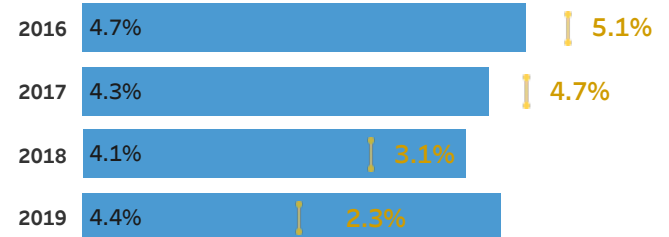
### Unaccompanied Minors applying for asylum in the country (and % of total applications from Unaccompanied Minors in EU)

SOURCE: Eurostat (migr\_asyunaa)



### Unaccompanied Minors as % of first asylum applications (in the country and in EU)

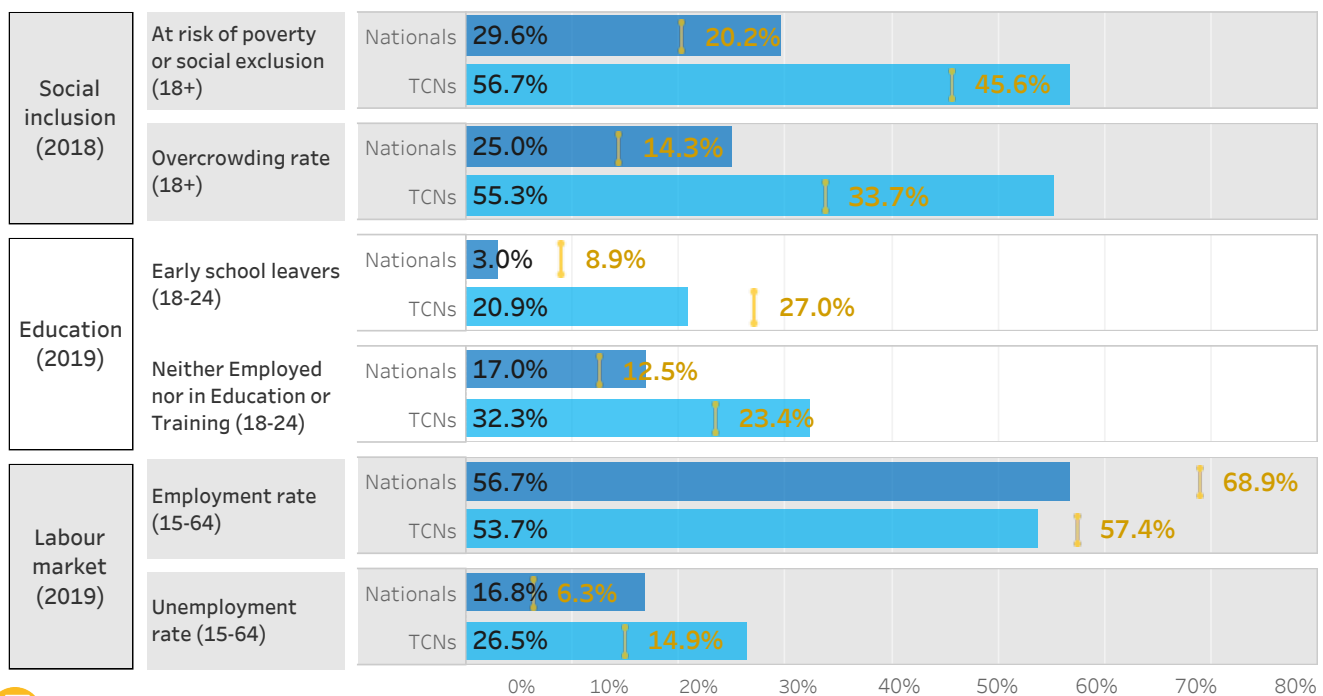
SOURCE: Eurostat (migr\_asyunaa)



## INTEGRATION

Integration indicators for nationals of the country (blue) and Third-Country Nationals (TCNs - light blue) in the country (when available). The same indicator is provided in yellow for EU. Data are relative to the last year available.

SOURCE: Eurostat (ilc\_peps05, ilc\_lvho15, edat\_lfse\_01, edat\_lfse\_23, lfsa\_ergan, lfsa\_urgan)



## CITIZENSHIP AND STATELESSNESS

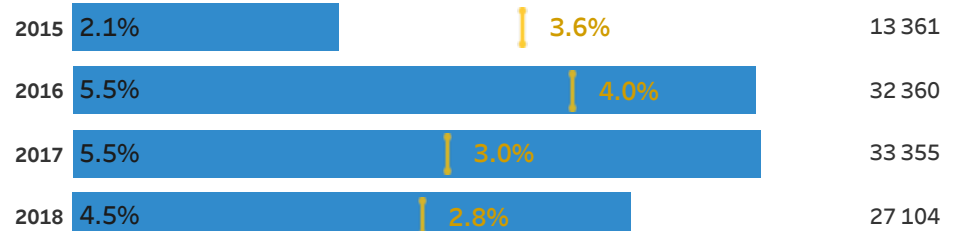
### Stateless, Recogn. Non-Citizens (RNC) and Unknown Citizens

SOURCE: Eurostat (migr\_pop1ctza)

0 or not available

### Third-Country Nationals who have acquired citizenship as a share of total Third-Country Nationals (in the country and in the EU) and in absolute number

SOURCE: Eurostat (migr\_acqs, migr\_acq)



### Top 5 nationalities by number of citizenship acquisition in 2018: absolute number and % of total acquisitions in the country by Third-Country Nationals

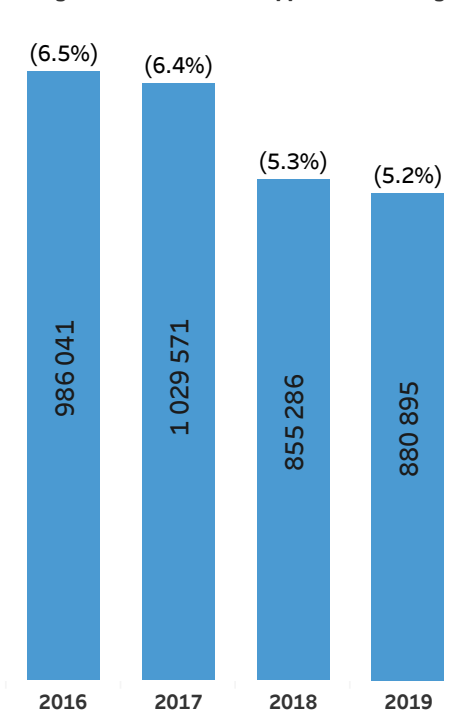
SOURCE: Eurostat (migr\_acq)



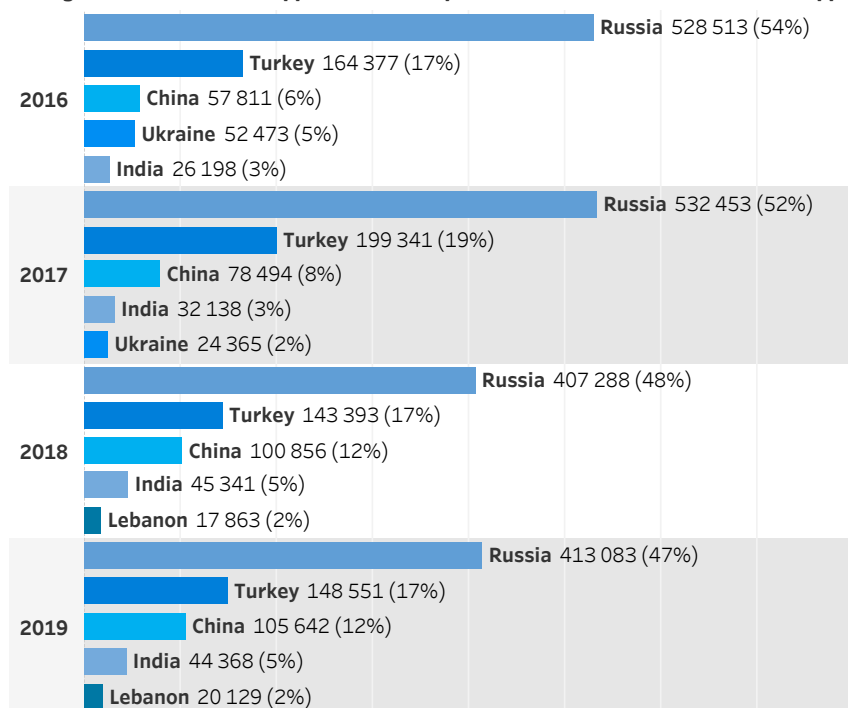
## BORDERS, SCHENGEN AND VISAS

SOURCE: DG Migration and Home Affairs (complete statistics on short-stay visas applications to Schengen States)

Lodged short-term Visa app. (% of Schengen)



Lodged short-term Visa applications in top 5 consulate countries (% of total apps)



## IRREGULAR MIGRATION

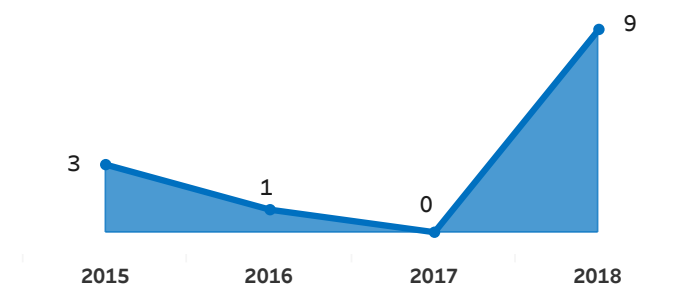
SOURCE: Eurostat (migr\_eirfs, migr\_eipre, migr\_eiord, migr\_eirtn)



## TRAFFICKING IN HUMAN BEINGS

Number of residence permits issued to victims of Trafficking in Human Beings

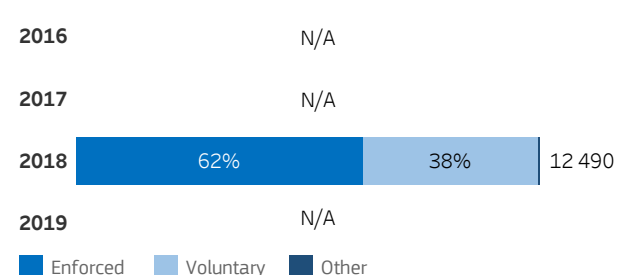
SOURCE: Eurostat (migr\_resoth)



## RETURN AND READMISSION

Number of Third-Country Nationals who left the territory by type of return

SOURCE: Eurostat (migr\_eirt\_vol)





## GENERAL NOTES

This four-page statistical annex complements the Country Factsheet with relevant migration-related data organised in nine thematic sections. The dashboard-like layout of the annex allows comparability across countries as well as simultaneous visualisation of different indicators.

Whenever data is not available, the relative chart is left blank or indicated with 'N/A'. Data are provided for the latest available year or the latest available four-year period.

The sum of percentages or of individual values might not add up to 100 or to the total value. This is due to rounding and confidence intervals in the original data. A How to Read guide, describing each chart and reporting the sources, is available on the EMN website.

## COLOUR LEGEND

Whenever not specified, the following colour legend is adopted. Colours for multiple nationalities are randomly chosen.

■ data relative to Hungary

■ data relative to EU

## LEGAL MIGRATION AND MOBILITY


### Third-Country Nationals (TCNs) as % of total population (in the country and in the EU)

SOURCE: Eurostat (migr\_pop1ctz)



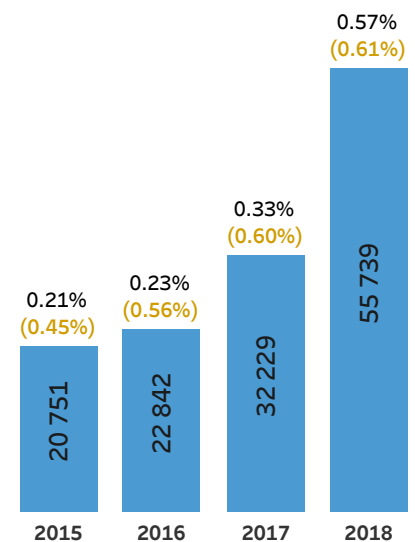
### Top 5 nationalities of number of first residence permits annually issued: number of permits and % of total annual permits

SOURCE: Eurostat (migr\_resfirst)



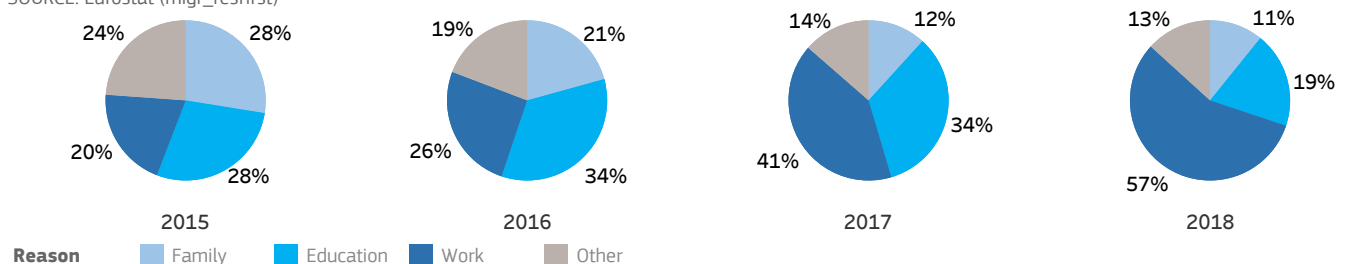
### First residence permits annually issued: tot. num. and % of tot. pop. in the country (and EU)

SOURCE: Eurostat (migr\_resfirst)



### First residence permits annually issued by reason

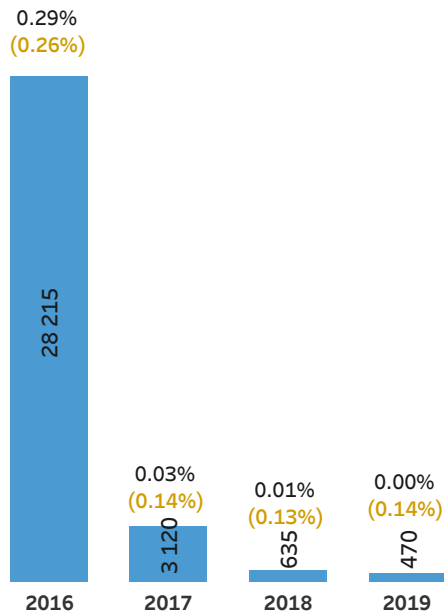
SOURCE: Eurostat (migr\_resfirst)



## INTERNATIONAL PROTECTION INCLUDING ASYLUM

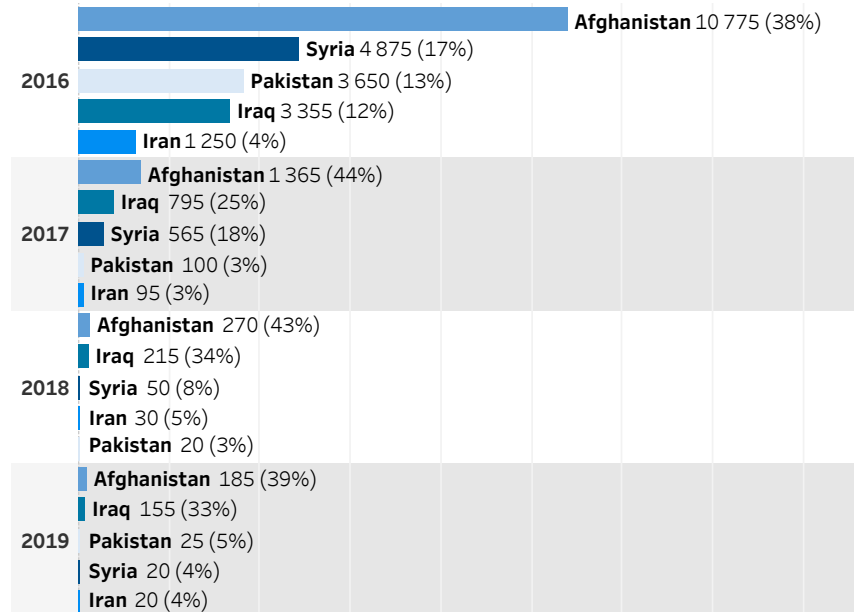
### First-time asylum applications: total num. and as % of population in the country (and in EU)

SOURCE: Eurostat (migr\_asyappctza, migr\_pop1ctz)



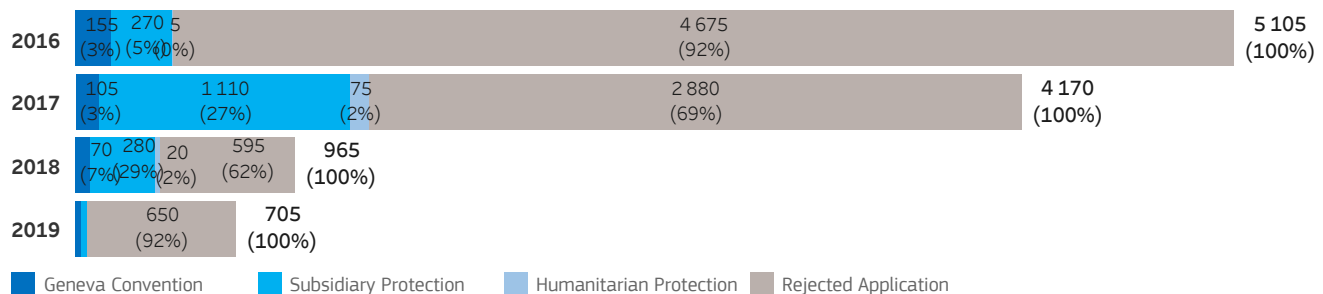
### Top 5 nationalities of annual number of first-time asylum applications: number of applications and % of total first-time annual applications

SOURCE: Eurostat (migr\_asyappctza)



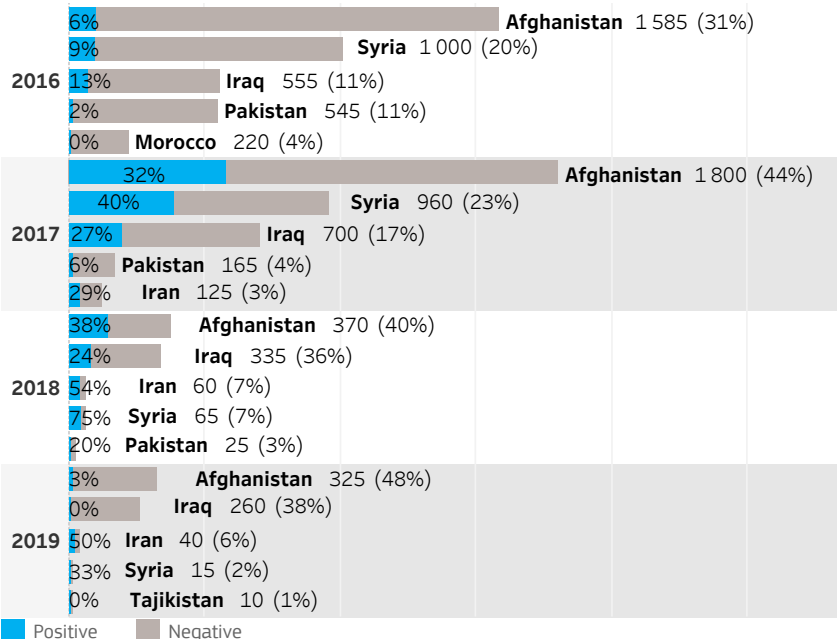
### Number of first-instance asylum decisions by outcome (% of total decisions)

SOURCE: Eurostat (migr\_asydcfsta)



### Top 5 nationalities of annual number of first-instance decisions: number of decisions (% of total decisions in the country) and % of positive outcome

SOURCE: Eurostat (migr\_asydcfsta)



### Third-Country Nationals resettled: absolute number and as % of total resettled in EU

SOURCE: Eurostat (migr\_asyresa)


0 or not available



## UNACCOMPANIED MINORS

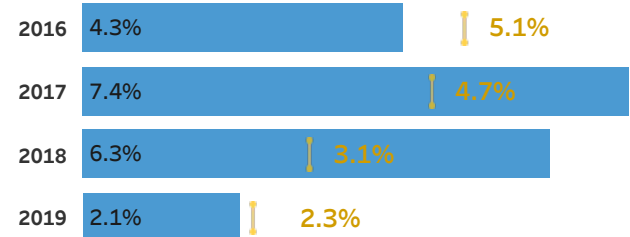
### Unaccompanied Minors applying for asylum in the country (and % of total applications from Unaccompanied Minors in EU)

SOURCE: Eurostat (migr\_asyunaa)



### Unaccompanied Minors as % of first asylum applications (in the country and in EU)

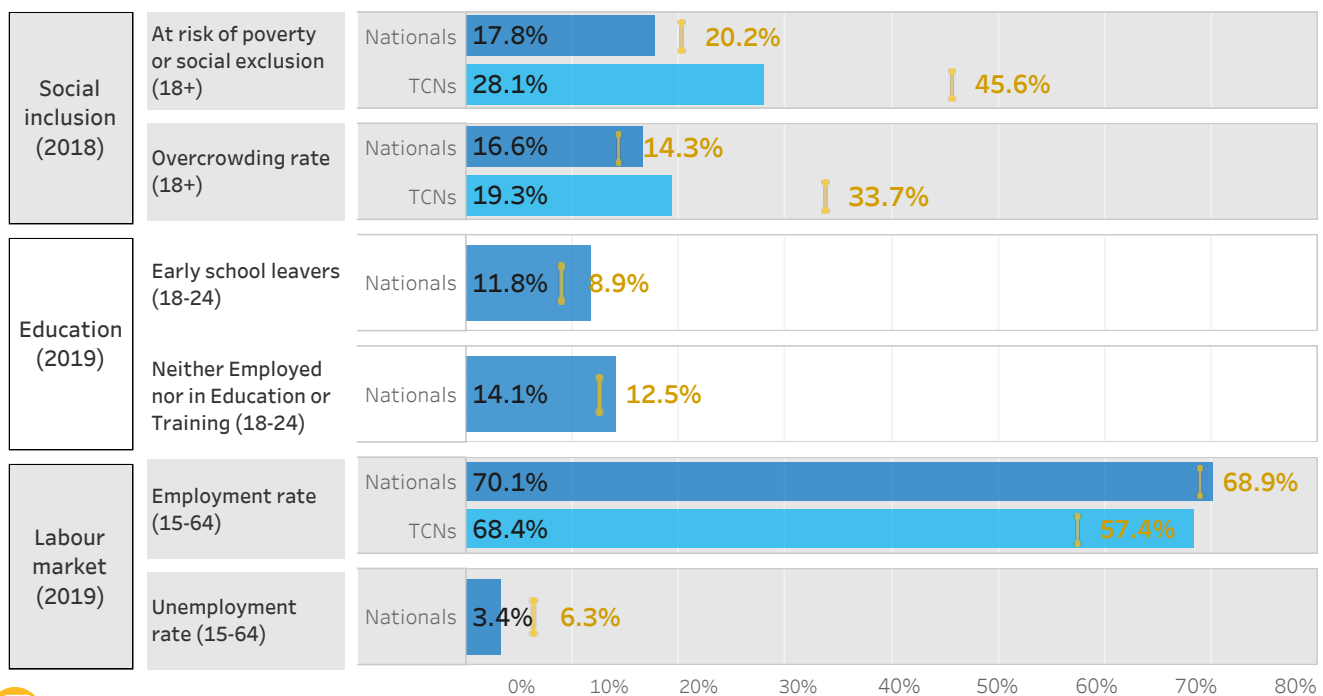
SOURCE: Eurostat (migr\_asyunaa)



## INTEGRATION

### Integration indicators for nationals of the country (blue) and Third-Country Nationals (TCNs - light blue) in the country (when available). The same indicator is provided in yellow for EU. Data are relative to the last year available.

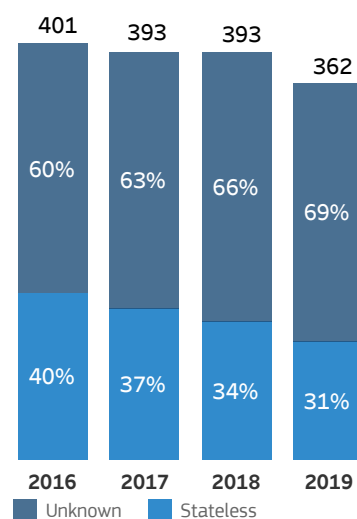
SOURCE: Eurostat (ilc\_peps05, ilc\_lvho15, edat\_lfse\_01, edat\_lfse\_23, lfsa\_ergan, lfsa\_urgan)



## CITIZENSHIP AND STATELESSNESS


### Stateless, Recogn. Non-Citizens (RNC) and Unknown Citizens

SOURCE: Eurostat (migr\_pop1ctza)



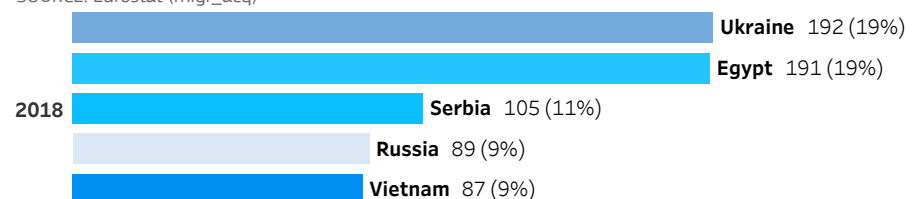
### Third-Country Nationals who have acquired citizenship as a share of total Third-Country Nationals (in the country and in the EU) and in absolute number

SOURCE: Eurostat (migr\_acqs, migr\_acq)



### Top 5 nationalities by number of citizenship acquisition in 2018: absolute number and % of total acquisitions in the country by Third-Country Nationals

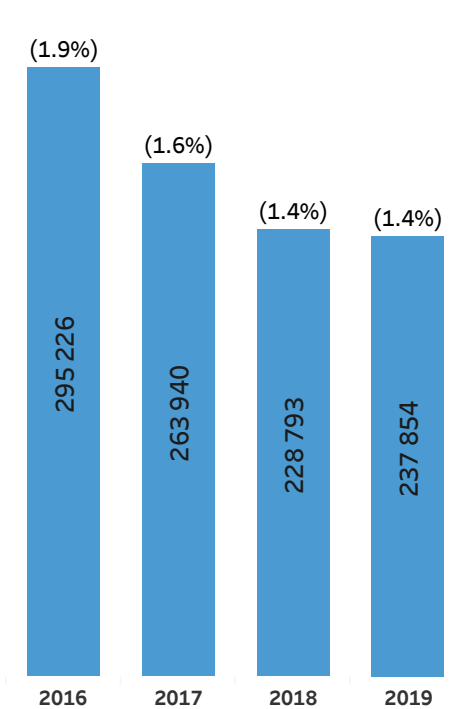
SOURCE: Eurostat (migr\_acq)



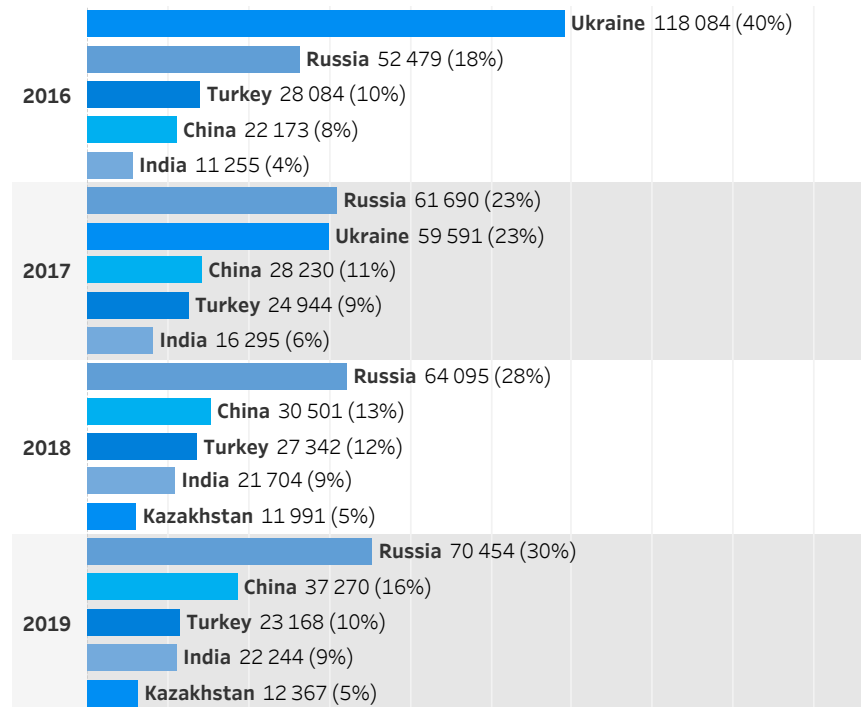
## BORDERS, SCHENGEN AND VISAS

SOURCE: DG Migration and Home Affairs (complete statistics on short-stay visas applications to Schengen States)

Lodged short-term Visa app. (% of Schengen)



Lodged short-term Visa applications in top 5 consulate countries (% of total apps.)



## IRREGULAR MIGRATION

SOURCE: Eurostat (migr\_eirfs, migr\_eipre, migr\_eiord, migr\_eirtn)



## TRAFFICKING IN HUMAN BEINGS

Number of residence permits issued to victims of Trafficking in Human Beings

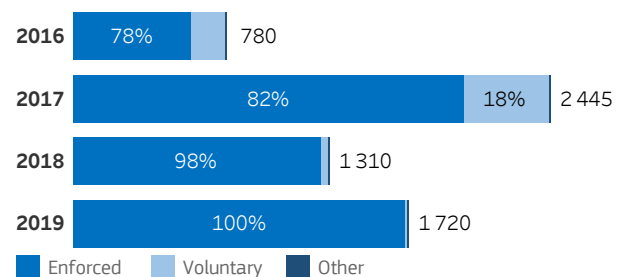
SOURCE: Eurostat (migr\_resoth)

0 or not available

## RETURN AND READMISSION

Number of Third-Country Nationals who left the territory by type of return

SOURCE: Eurostat (migr\_eirt\_vol)





## GENERAL NOTES

This four-page statistical annex complements the Country Factsheet with relevant migration-related data organised in nine thematic sections. The dashboard-like layout of the annex allows comparability across countries as well as simultaneous visualisation of different indicators.

Whenever data is not available, the relative chart is left blank or indicated with 'N/A'. Data are provided for the latest available year or the latest available four-year period.

The sum of percentages or of individual values might not add up to 100 or to the total value. This is due to rounding and confidence intervals in the original data. A How to Read guide, describing each chart and reporting the sources, is available on the EMN website.

## COLOUR LEGEND

Whenever not specified, the following colour legend is adopted. Colours for multiple nationalities are randomly chosen.

■ data relative to Ireland

■ data relative to EU

## LEGAL MIGRATION AND MOBILITY

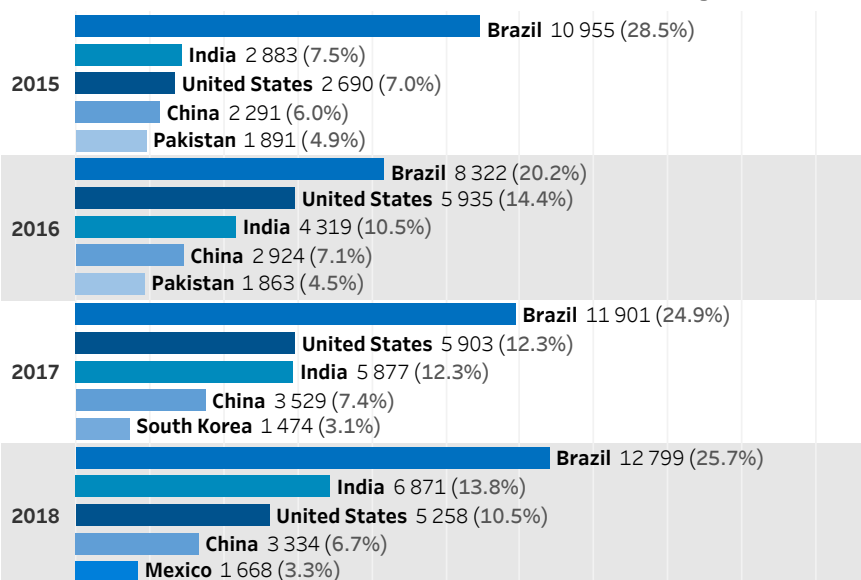
### Third-Country Nationals (TCNs) as % of total population (in the country and in the EU)

SOURCE: Eurostat (migr\_pop1ctz)



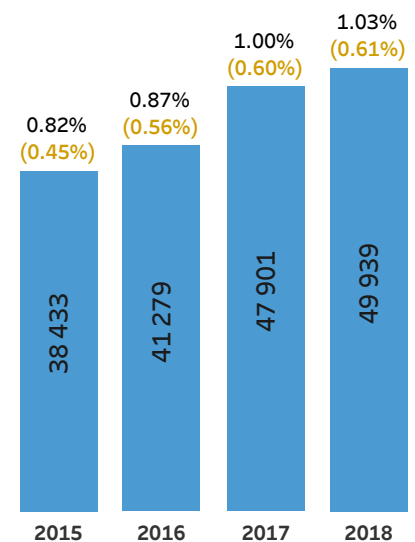
### Top 5 nationalities of number of first residence permits annually issued: number of permits and % of total annual permits

SOURCE: Eurostat (migr\_resfirst)



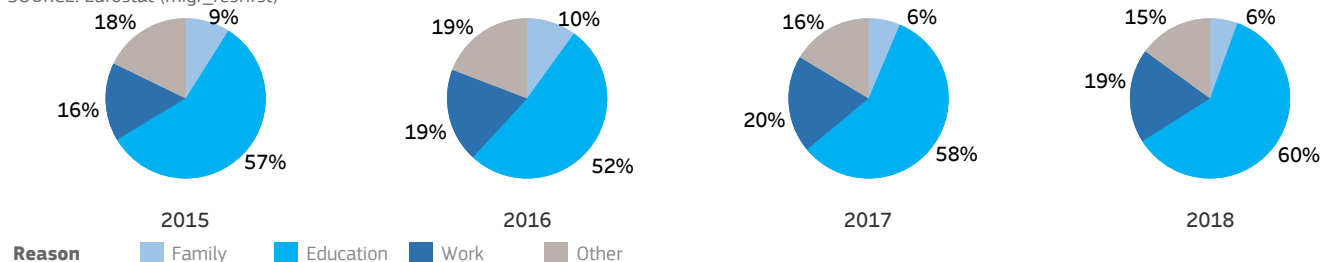
### First residence permits annually issued: tot. num. and % of tot. pop. in the country (and EU)

SOURCE: Eurostat (migr\_resfirst)



### First residence permits annually issued by reason

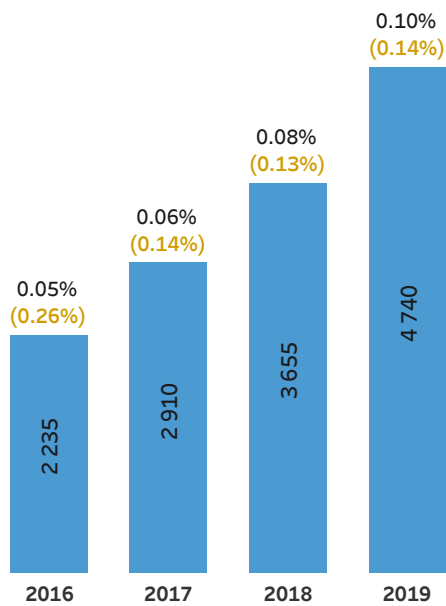
SOURCE: Eurostat (migr\_resfirst)



## INTERNATIONAL PROTECTION INCLUDING ASYLUM

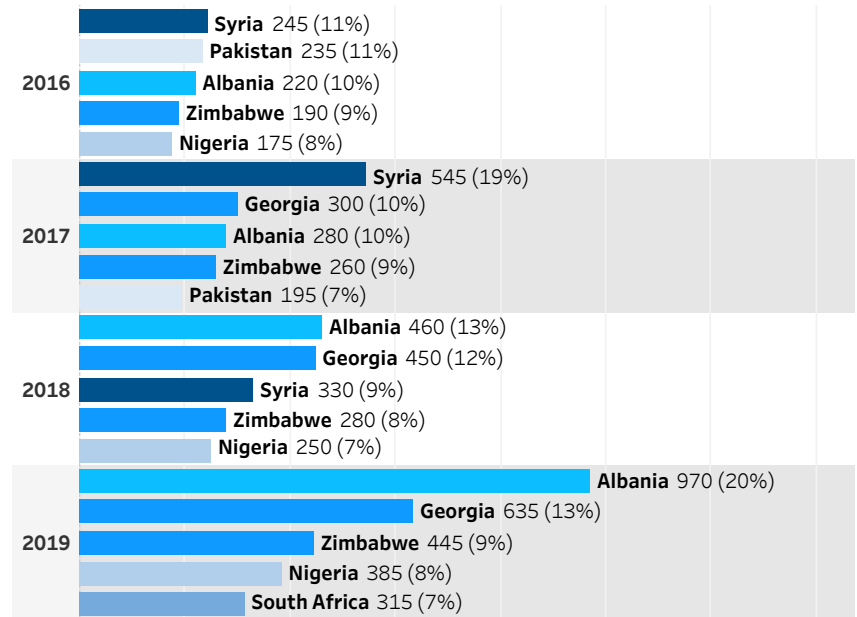
### First-time asylum applications: total num. and as % of population in the country (and in EU)

SOURCE: Eurostat (migr\_asyappctza, migr\_pop1ctz)



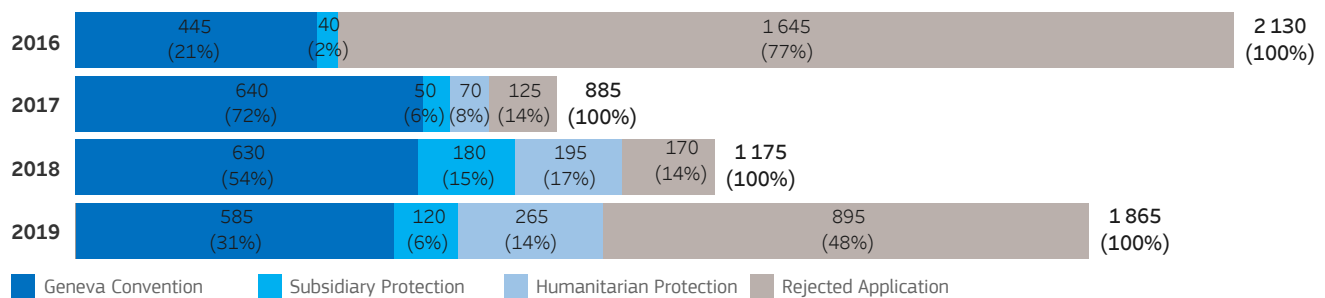
### Top 5 nationalities of annual number of first-time asylum applications: number of applications and % of total first-time annual applications

SOURCE: Eurostat (migr\_asyappctza)



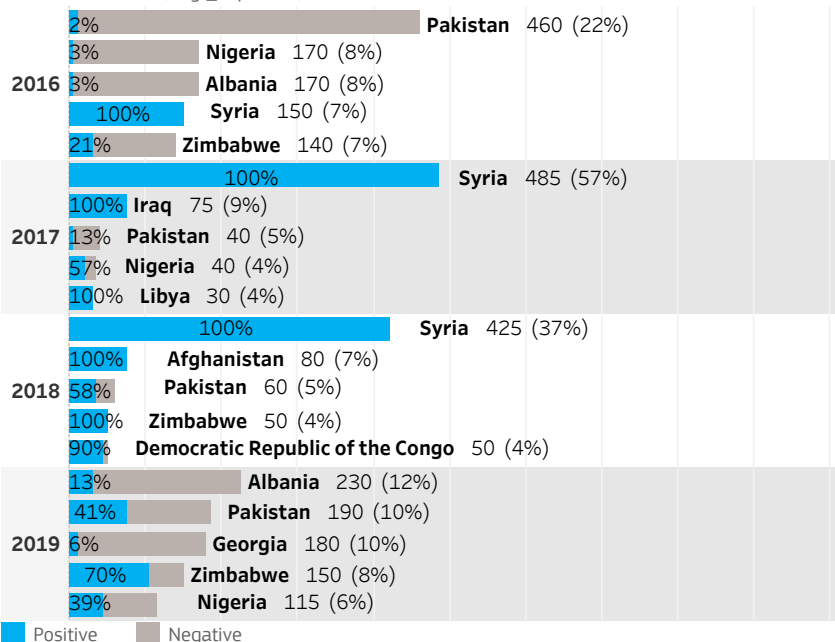
### Number of first-instance asylum decisions by outcome (% of total decisions)

SOURCE: Eurostat (migr\_asydcfsta)



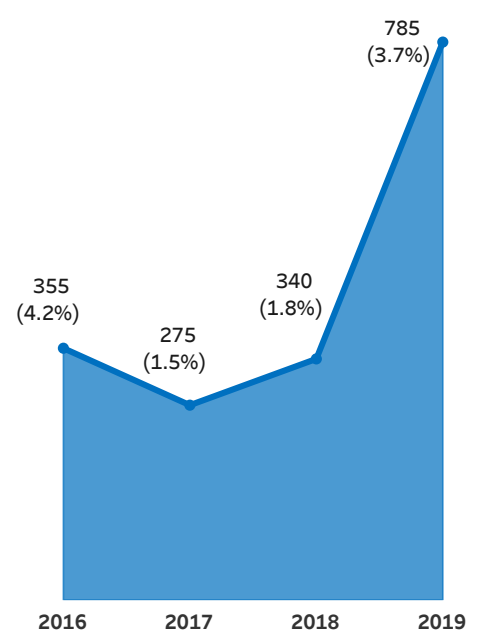
### Top 5 nationalities of annual number of first-instance decisions: number of decisions (% of total decisions in the country) and % of positive outcome

SOURCE: Eurostat (migr\_asydcfsta)



### Third-Country Nationals resettled: absolute number and as % of total resettled in EU

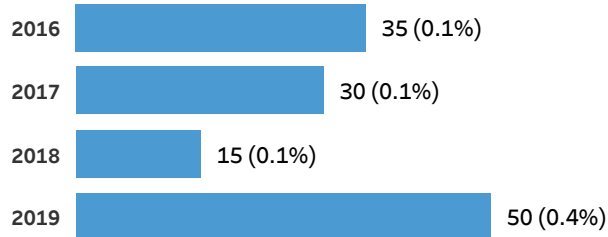
SOURCE: Eurostat (migr\_asyresa)



## UNACCOMPANIED MINORS

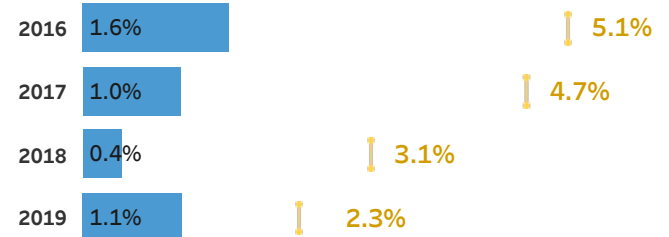
### Unaccompanied Minors applying for asylum in the country (and % of total applications from Unaccompanied Minors in EU)

SOURCE: Eurostat (migr\_asyunaa)



### Unaccompanied Minors as % of first asylum applications (in the country and in EU)

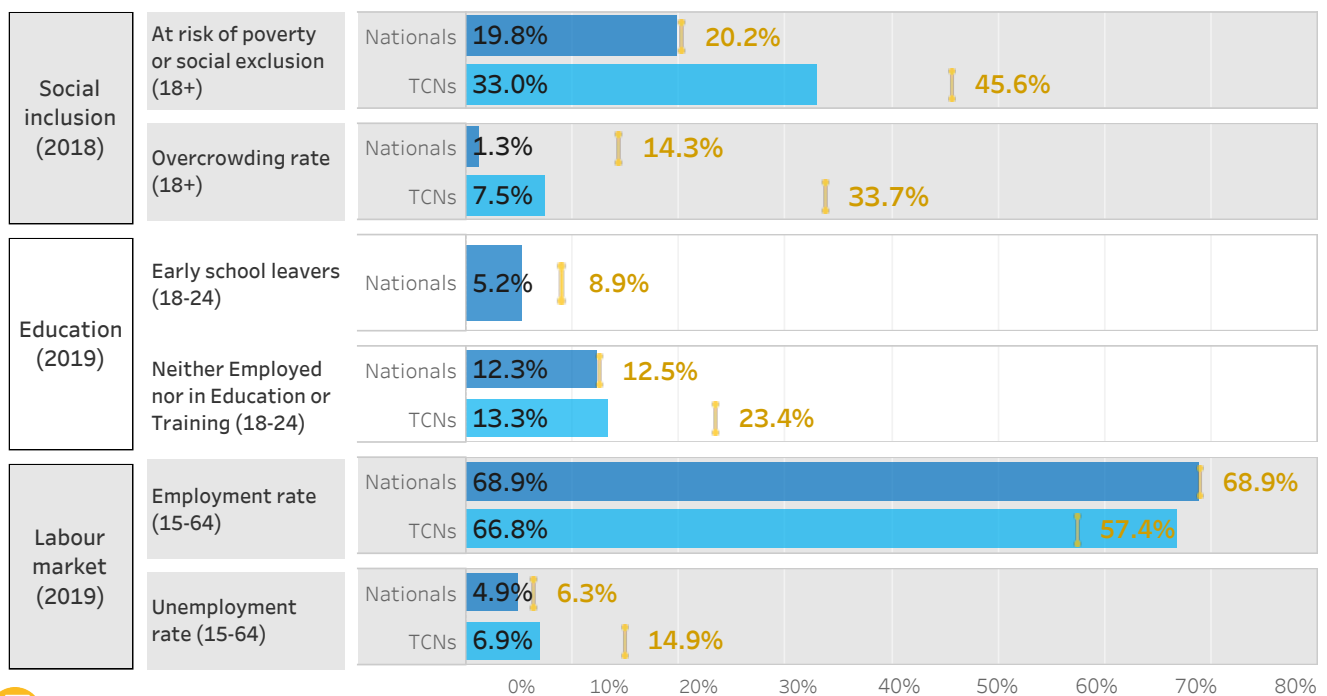
SOURCE: Eurostat (migr\_asyunaa)



## INTEGRATION

Integration indicators for nationals of the country (blue) and Third-Country Nationals (TCNs - light blue) in the country (when available). The same indicator is provided in yellow for EU. Data are relative to the last year available.

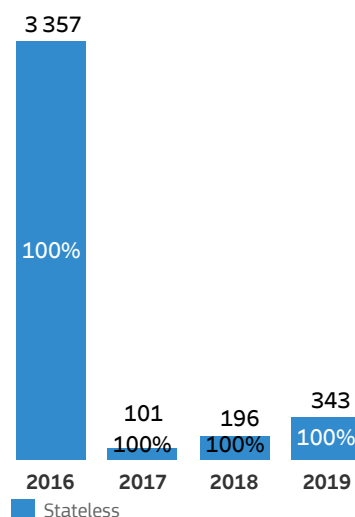
SOURCE: Eurostat (ilc\_peps05, ilc\_lvho15, edat\_lfse\_01, edat\_lfse\_23, lfsa\_ergan, lfsa\_urgan)



## CITIZENSHIP AND STATELESSNESS

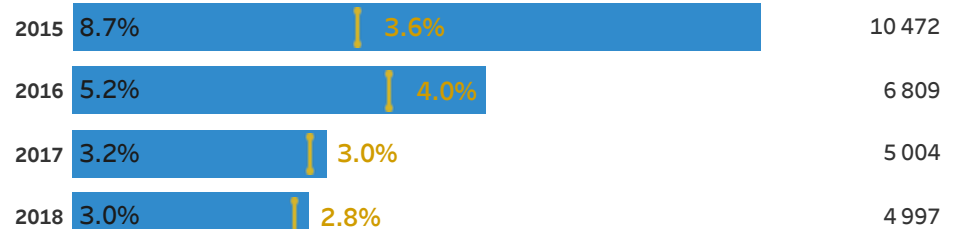
### Stateless, Recogn. Non-Citizens (RNC) and Unknown Citizens

SOURCE: Eurostat (migr\_pop1ctza)



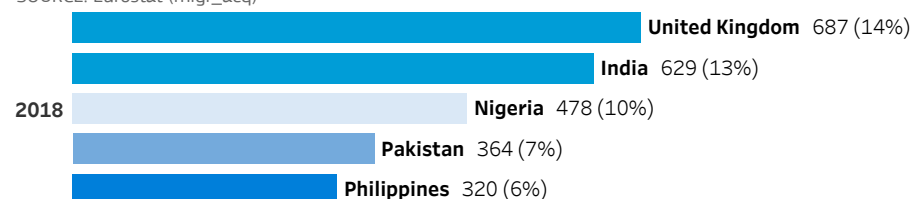
### Third-Country Nationals who have acquired citizenship as a share of total Third-Country Nationals (in the country and in the EU) and in absolute number

SOURCE: Eurostat (migr\_acqs, migr\_acq)



### Top 5 nationalities by number of citizenship acquisition in 2018: absolute number and % of total acquisitions in the country by Third-Country Nationals

SOURCE: Eurostat (migr\_acq)



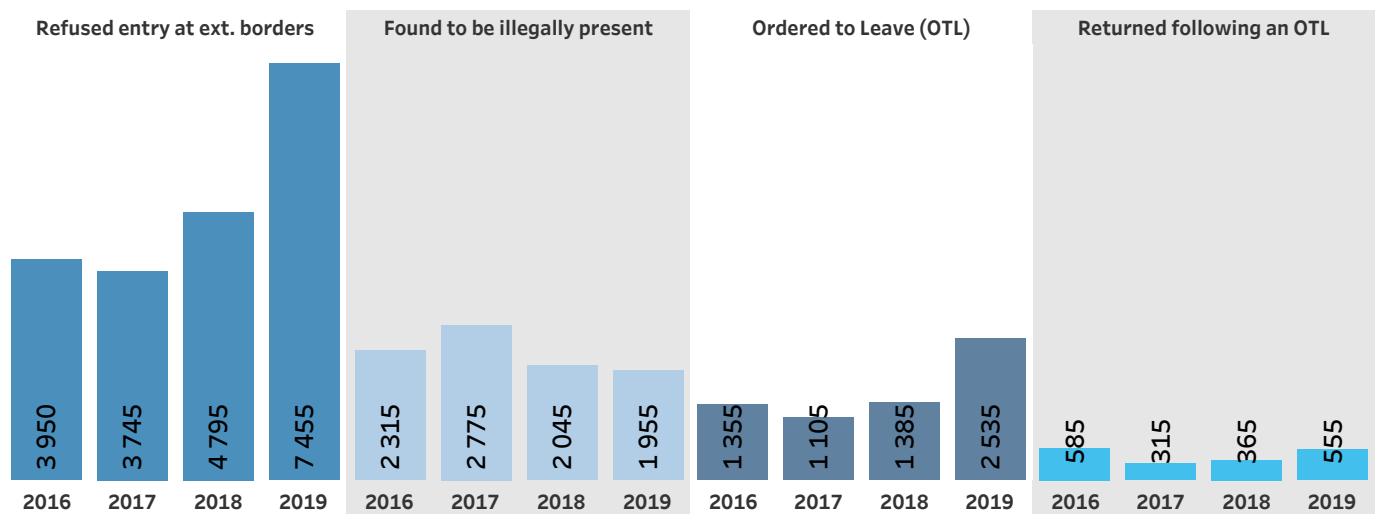
## BORDERS, SCHENGEN AND VISAS

SOURCE: DG Migration and Home Affairs (complete statistics on short-stay visas applications to Schengen States)

Ireland is not part of the Schengen area and does not issue Schengen visas, in accordance with Council Decision 2002/192/EC.

## IRREGULAR MIGRATION

SOURCE: Eurostat (migr\_eirfs, migr\_eipre, migr\_eiord, migr\_eirtn)



## TRAFFICKING IN HUMAN BEINGS

Number of residence permits issued to victims of Trafficking in Human Beings

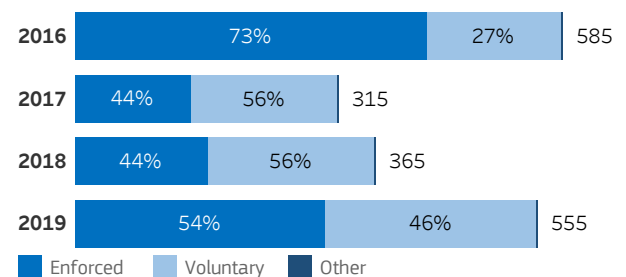
SOURCE: Eurostat (migr\_resoth)

0 or not available

## RETURN AND READMISSION

Number of Third-Country Nationals who left the territory by type of return

SOURCE: Eurostat (migr\_eirt\_vol)





## GENERAL NOTES

This four-page statistical annex complements the Country Factsheet with relevant migration-related data organised in nine thematic sections. The dashboard-like layout of the annex allows comparability across countries as well as simultaneous visualisation of different indicators.

Whenever data is not available, the relative chart is left blank or indicated with 'N/A'. Data are provided for the latest available year or the latest available four-year period.

The sum of percentages or of individual values might not add up to 100 or to the total value. This is due to rounding and confidence intervals in the original data. A How to Read guide, describing each chart and reporting the sources, is available on the EMN website.

## COLOUR LEGEND

Whenever not specified, the following colour legend is adopted. Colours for multiple nationalities are randomly chosen.


■ data relative to Italy

■ data relative to EU

## LEGAL MIGRATION AND MOBILITY

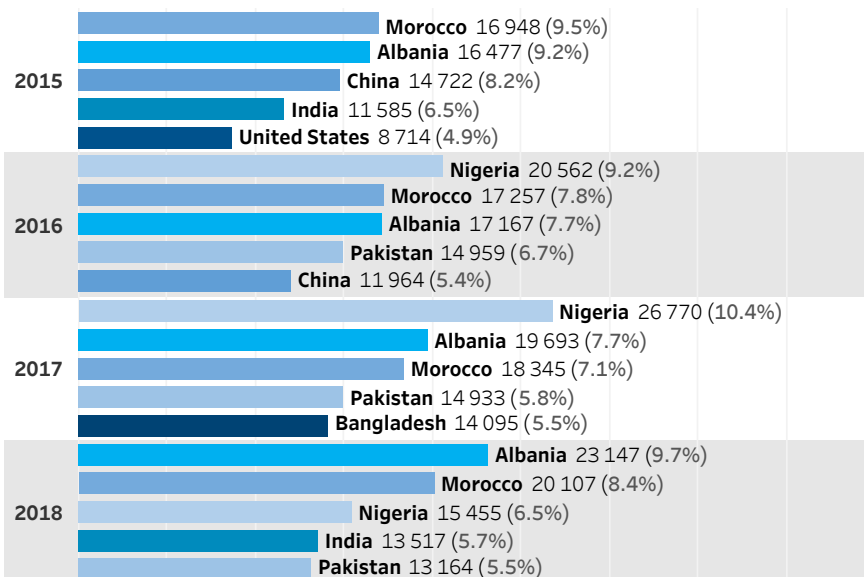
### Third-Country Nationals (TCNs) as % of total population (in the country and in the EU)

SOURCE: Eurostat (migr\_pop1ctz)



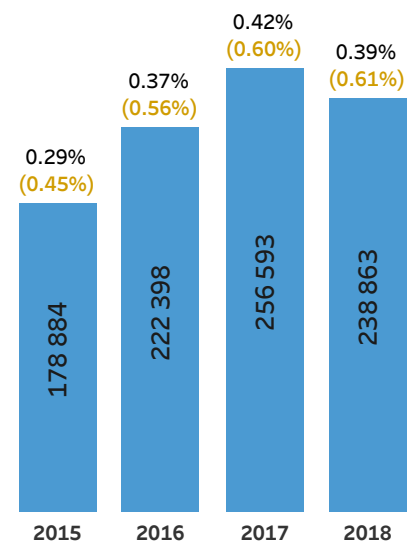
### Top 5 nationalities of number of first residence permits annually issued: number of permits and % of total annual permits

SOURCE: Eurostat (migr\_resfirst)



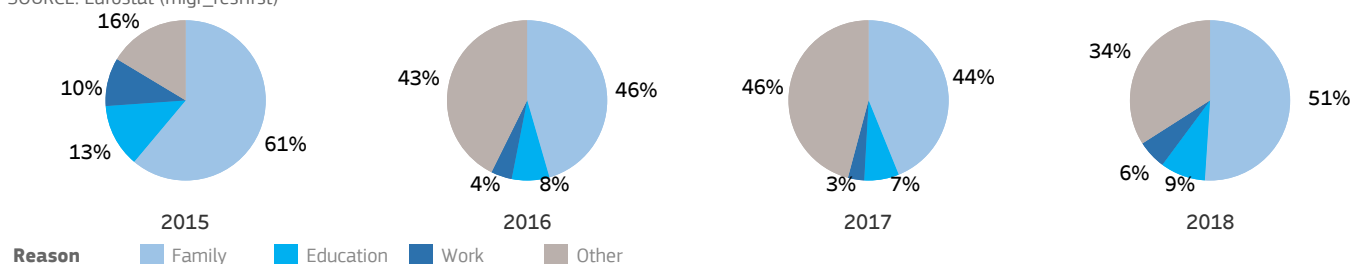
### First residence permits annually issued: tot. num. and % of tot. pop. in the country (and EU)

SOURCE: Eurostat (migr\_resfirst)



### First residence permits annually issued by reason

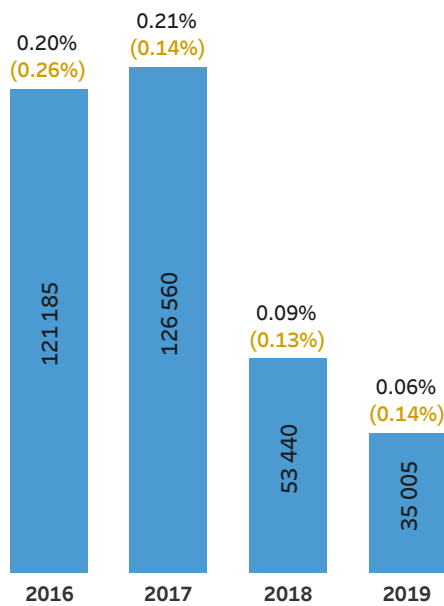
SOURCE: Eurostat (migr\_resfirst)



## INTERNATIONAL PROTECTION INCLUDING ASYLUM

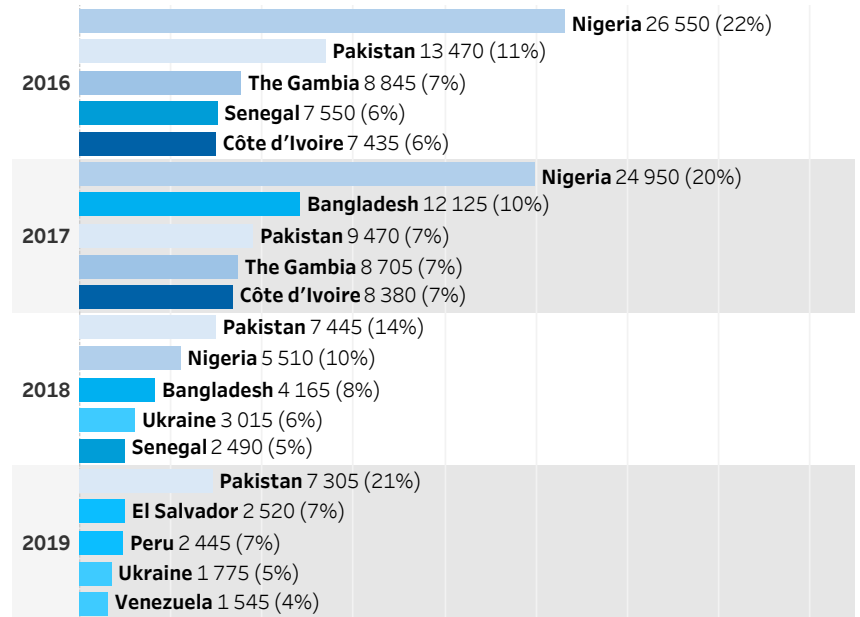
### First-time asylum applications: total num. and as % of population in the country (and in EU)

SOURCE: Eurostat (migr\_asyappctza, migr\_pop1ctz)



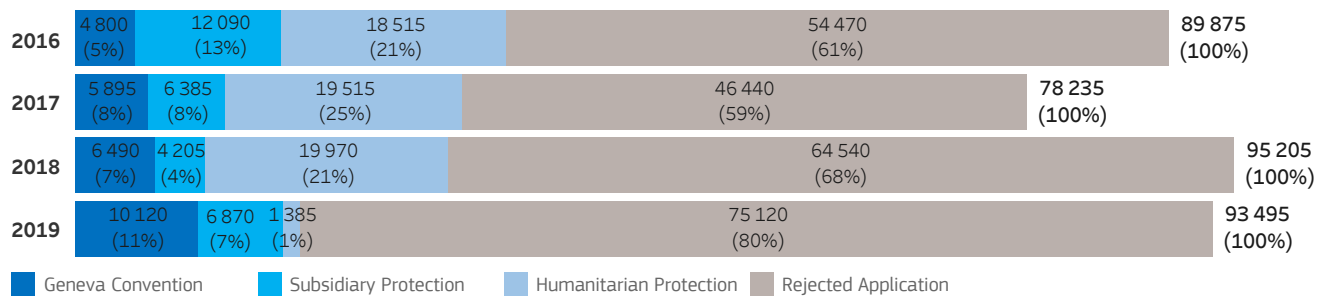
### Top 5 nationalities of annual number of first-time asylum applications: number of applications and % of total first-time annual applications

SOURCE: Eurostat (migr\_asyappctza)



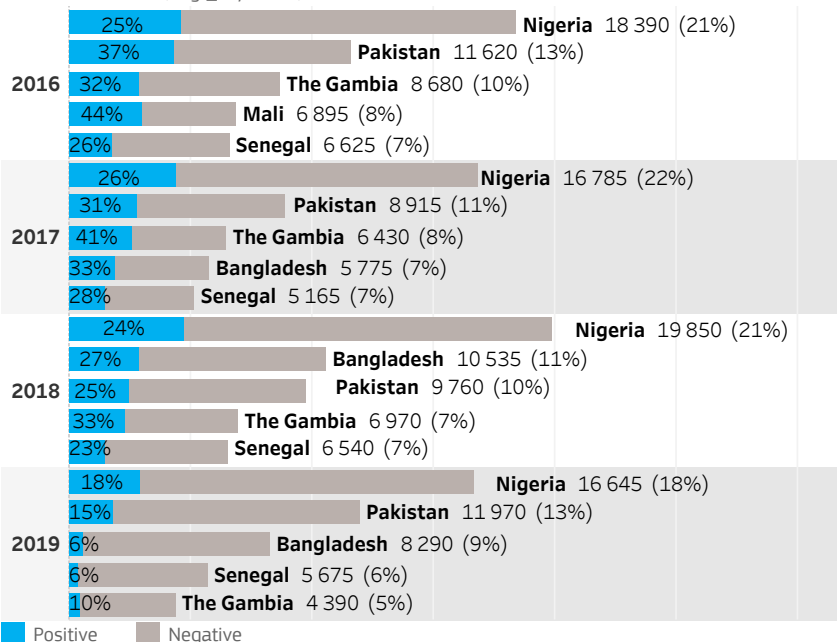
### Number of first-instance asylum decisions by outcome (% of total decisions)

SOURCE: Eurostat (migr\_asydcfsta)



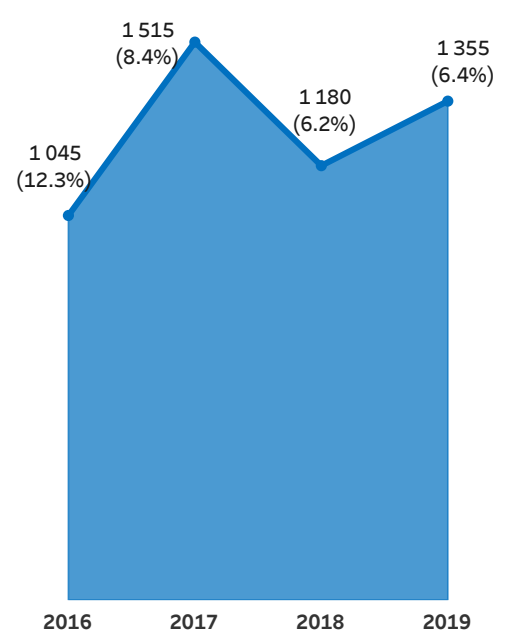
### Top 5 nationalities of annual number of first-instance decisions: number of decisions (% of total decisions in the country) and % of positive outcome

SOURCE: Eurostat (migr\_asydcfsta)



### Third-Country Nationals resettled: absolute number and as % of total resettled in EU

SOURCE: Eurostat (migr\_asyresa)

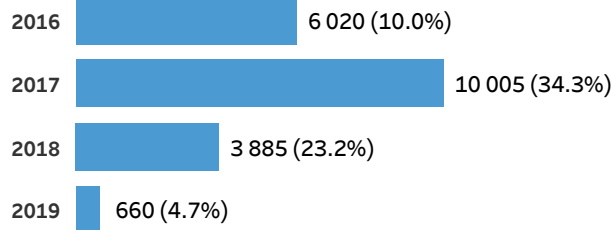




## UNACCOMPANIED MINORS

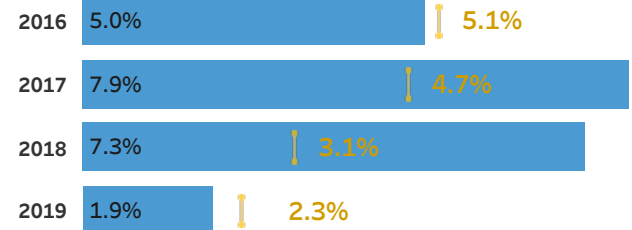
### Unaccompanied Minors applying for asylum in the country (and % of total applications from Unaccompanied Minors in EU)

SOURCE: Eurostat (migr\_asyunaa)



### Unaccompanied Minors as % of first asylum applications (in the country and in EU)

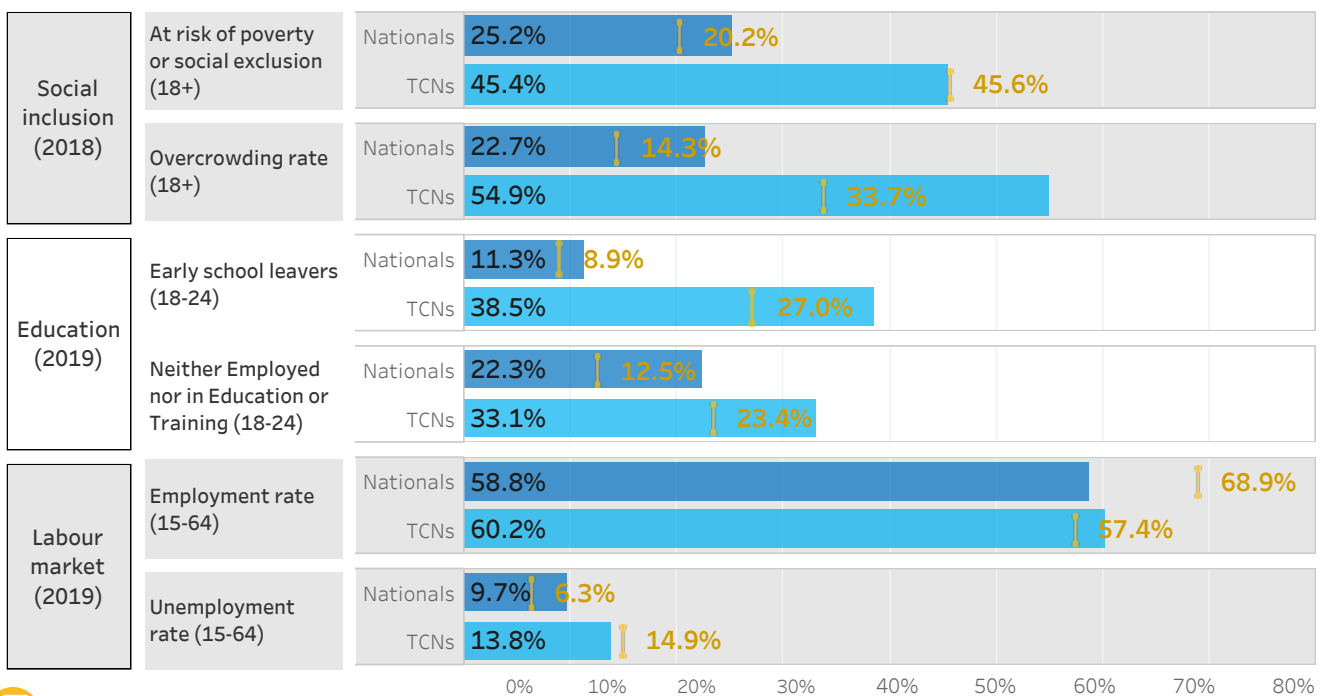
SOURCE: Eurostat (migr\_asyunaa)



## INTEGRATION

### Integration indicators for nationals of the country (blue) and Third-Country Nationals (TCNs - light blue)\* in the country (when available). The same indicator is provided in yellow for EU. Data are relative to the last year available.

SOURCE: Eurostat (ilc\_peps05, ilc\_lvho15, edat\_lfse\_01, edat\_lfse\_23, lfsa\_ergan, lfsa\_urgan)

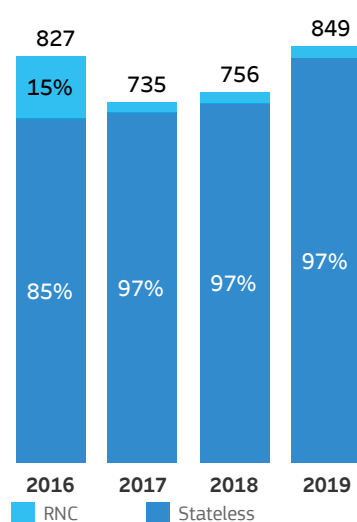


\*Including Recognised non-citizens

## CITIZENSHIP AND STATELESSNESS

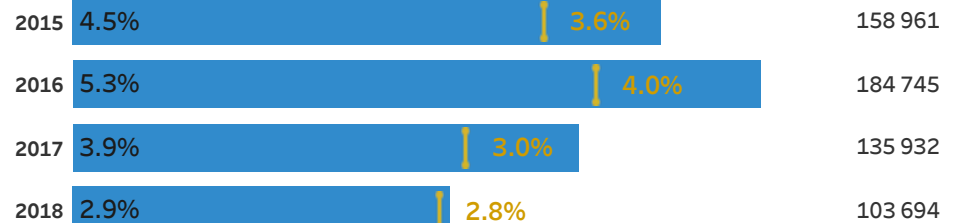
### Stateless, Recogn. Non-Citizens (RNC) and Unknown Citizens

SOURCE: Eurostat (migr\_pop1ctza)



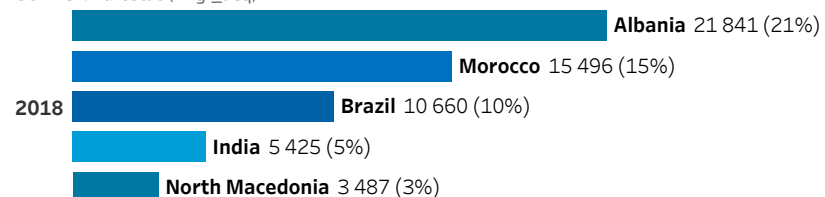
### Third-Country Nationals who have acquired citizenship as a share of total Third-Country Nationals (in the country and in the EU) and in absolute number

SOURCE: Eurostat (migr\_acqs, migr\_acq)



### Top 5 nationalities by number of citizenship acquisition in 2018: absolute number and % of total acquisitions in the country by Third-Country Nationals


SOURCE: Eurostat (migr\_acq)



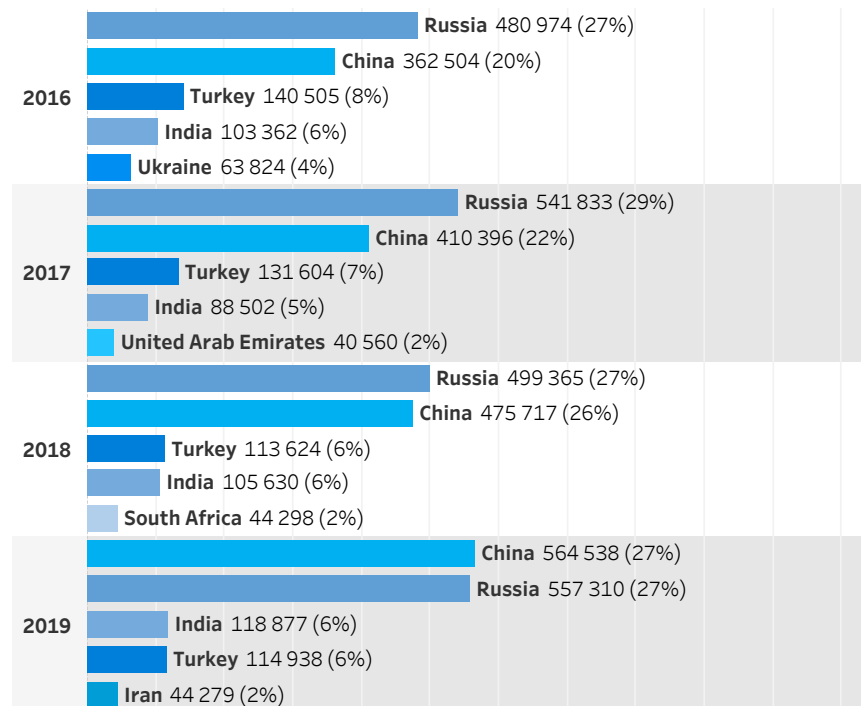
## BORDERS, SCHENGEN AND VISAS

SOURCE: DG Migration and Home Affairs (complete statistics on short-stay visas applications to Schengen States)

Lodged short-term Visa app. (% of Schengen)



Lodged short-term Visa applications in top 5 consulate countries (% of total app.s)



## IRREGULAR MIGRATION

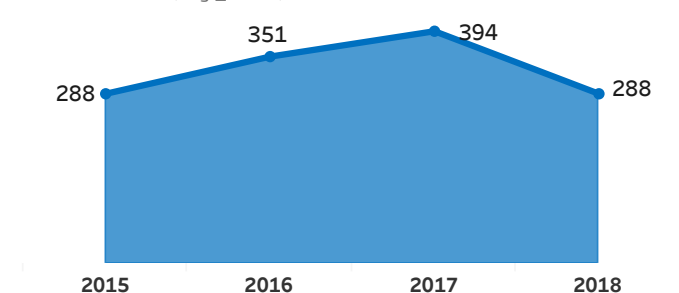
SOURCE: Eurostat (migr\_eirfs, migr\_eipre, migr\_eiord, migr\_eirtn)



## TRAFFICKING IN HUMAN BEINGS

Number of residence permits issued to victims of Trafficking in Human Beings

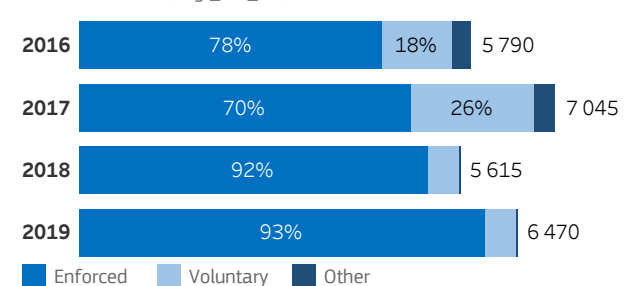
SOURCE: Eurostat (migr\_resoth)



## RETURN AND READMISSION

Number of Third-Country Nationals who left the territory by type of return

SOURCE: Eurostat (migr\_eirt\_vol)





## GENERAL NOTES

This four-page statistical annex complements the Country Factsheet with relevant migration-related data organised in nine thematic sections. The dashboard-like layout of the annex allows comparability across countries as well as simultaneous visualisation of different indicators.

Whenever data is not available, the relative chart is left blank or indicated with 'N/A'. Data are provided for the latest available year or the latest available four-year period.

The sum of percentages or of individual values might not add up to 100 or to the total value. This is due to rounding and confidence intervals in the original data. A How to Read guide, describing each chart and reporting the sources, is available on the EMN website.

## COLOUR LEGEND

Whenever not specified, the following colour legend is adopted. Colours for multiple nationalities are randomly chosen.

■ data relative to Latvia

■ data relative to EU

## LEGAL MIGRATION AND MOBILITY

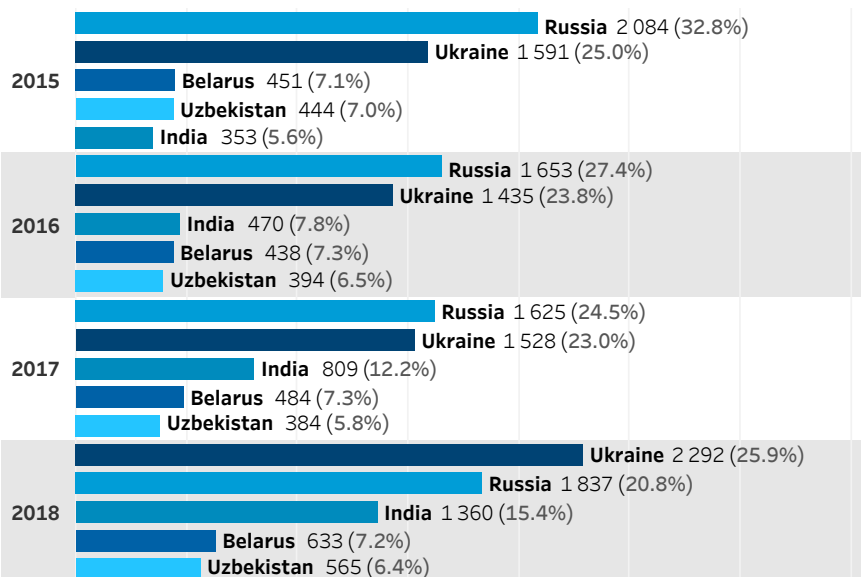
### Third-Country Nationals (TCNs)\* as % of total population (in the country and in the EU)

SOURCE: Eurostat (migr\_pop1ctz)



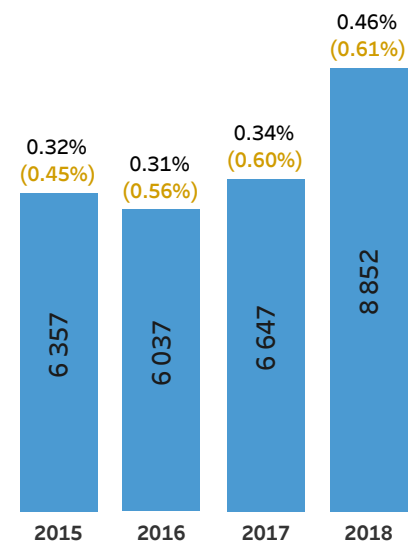
### Top 5 nationalities of number of first residence permits annually issued: number of permits and % of total annual permits

SOURCE: Eurostat (migr\_resfirst)



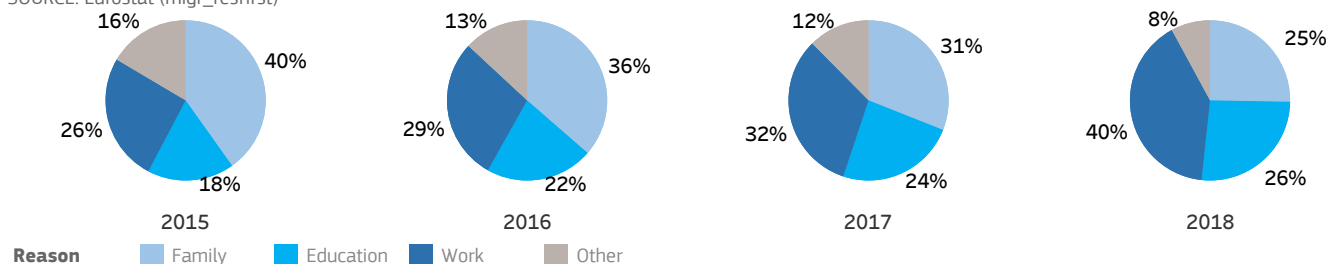
### First residence permits annually issued: tot. num. and % of tot. pop. in the country (and EU)

SOURCE: Eurostat (migr\_resfirst)



### First residence permits annually issued by reason

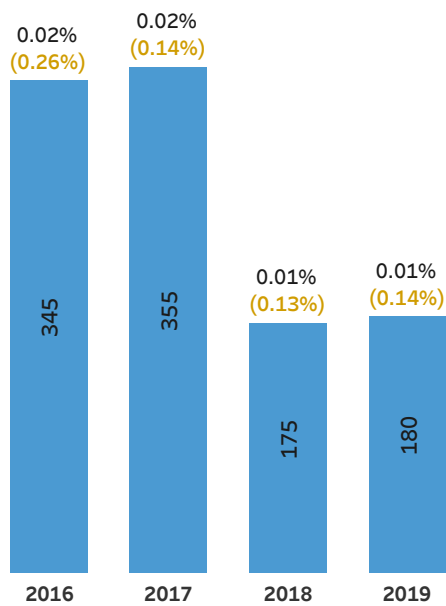
SOURCE: Eurostat (migr\_resfirst)



## INTERNATIONAL PROTECTION INCLUDING ASYLUM

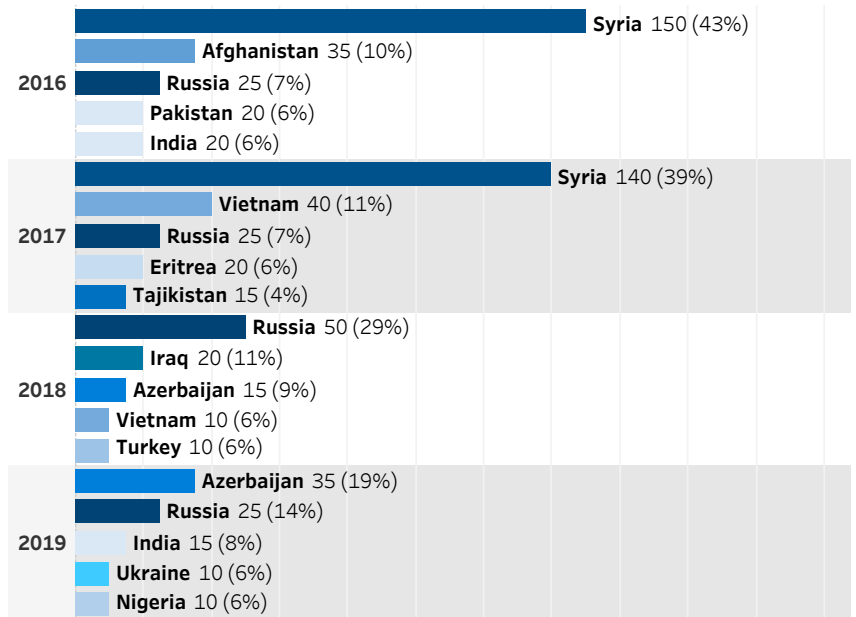
### First-time asylum applications: total num. and as % of population in the country (and in EU)

SOURCE: Eurostat (migr\_asyappctza, migr\_pop1ctz)



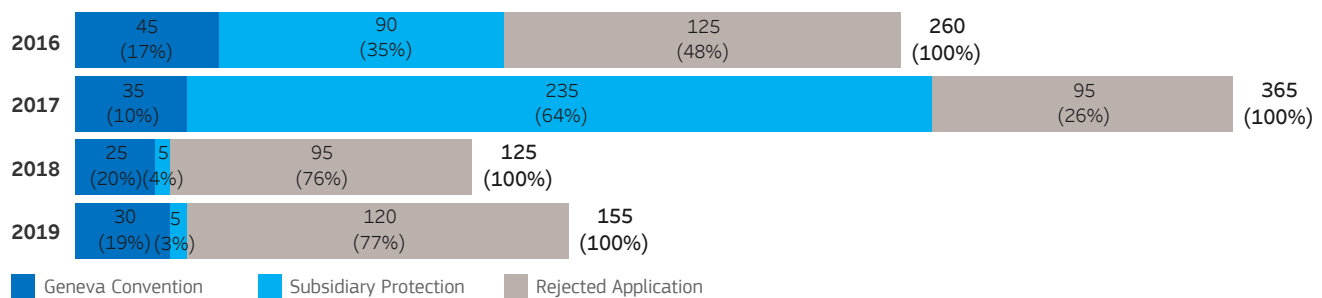
### Top 5 nationalities of annual number of first-time asylum applications: number of applications and % of total first-time annual applications

SOURCE: Eurostat (migr\_asyappctza)




### Number of first-instance asylum decisions by outcome (% of total decisions)

SOURCE: Eurostat (migr\_asydcfsta)



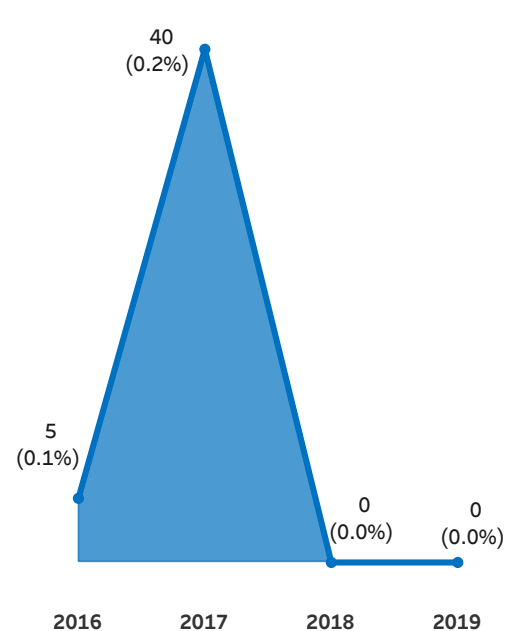
### Top 5 nationalities of annual number of first-instance decisions: number of decisions (% of total decisions in the country) and % of positive outcome

SOURCE: Eurostat (migr\_asydcfsta)



### Third-Country Nationals resettled: absolute number and as % of total resettled in EU

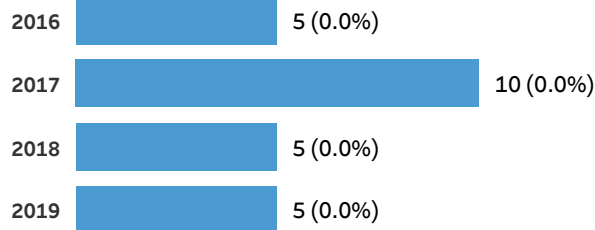
SOURCE: Eurostat (migr\_asyresa)



## UNACCOMPANIED MINORS

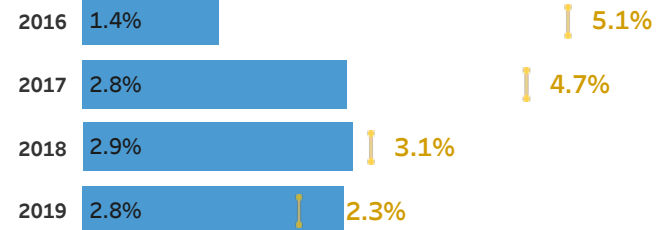
### Unaccompanied Minors applying for asylum in the country (and % of total applications from Unaccompanied Minors in EU)

SOURCE: Eurostat (migr\_asyunaa)



### Unaccompanied Minors as % of first asylum applications (in the country and in EU)

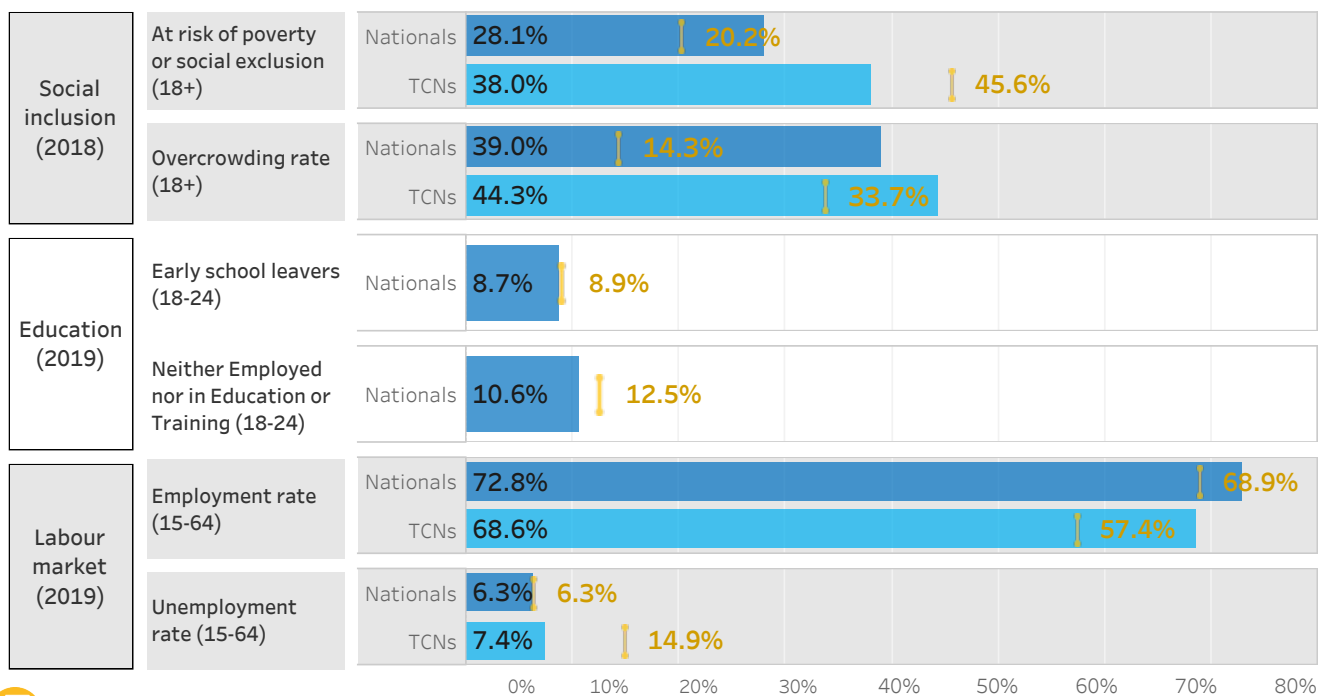
SOURCE: Eurostat (migr\_asyunaa)



## INTEGRATION

Integration indicators for nationals of the country (blue) and Third-Country Nationals (TCNs - light blue)\* in the country (when available). The same indicator is provided in yellow for EU. Data are relative to the last year available.

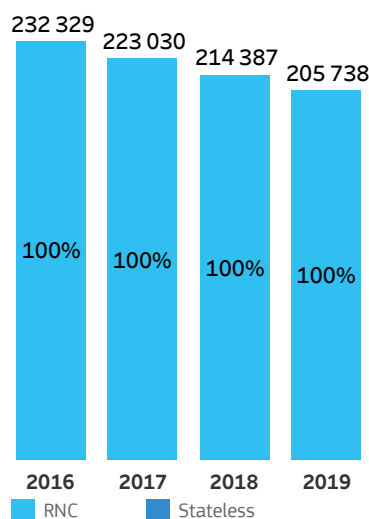
SOURCE: Eurostat (ilc\_peps05, ilc\_lvho15, edat\_lfse\_01, edat\_lfse\_23, lfesa\_ergan, lfesa\_urgan)



## CITIZENSHIP AND STATELESSNESS


### Stateless, Recogn. Non-Citizens (RNC) and Unknown Citizens

SOURCE: Eurostat (migr\_pop1ctza)



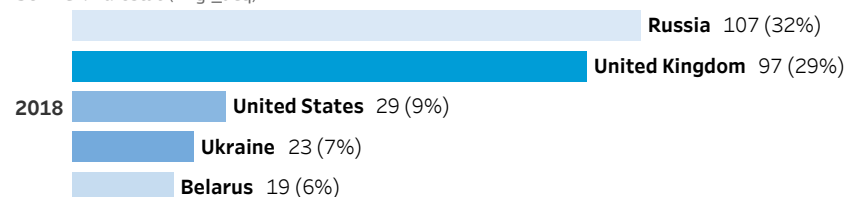
### Third-Country Nationals who have acquired citizenship as a share of total Third-Country Nationals (in the country and in the EU) and in absolute number

SOURCE: Eurostat (migr\_acqs, migr\_acq)



### Top 5 nationalities by number of citizenship acquisition in 2018: absolute number and % of total acquisitions in the country by Third-Country Nationals


SOURCE: Eurostat (migr\_acq)



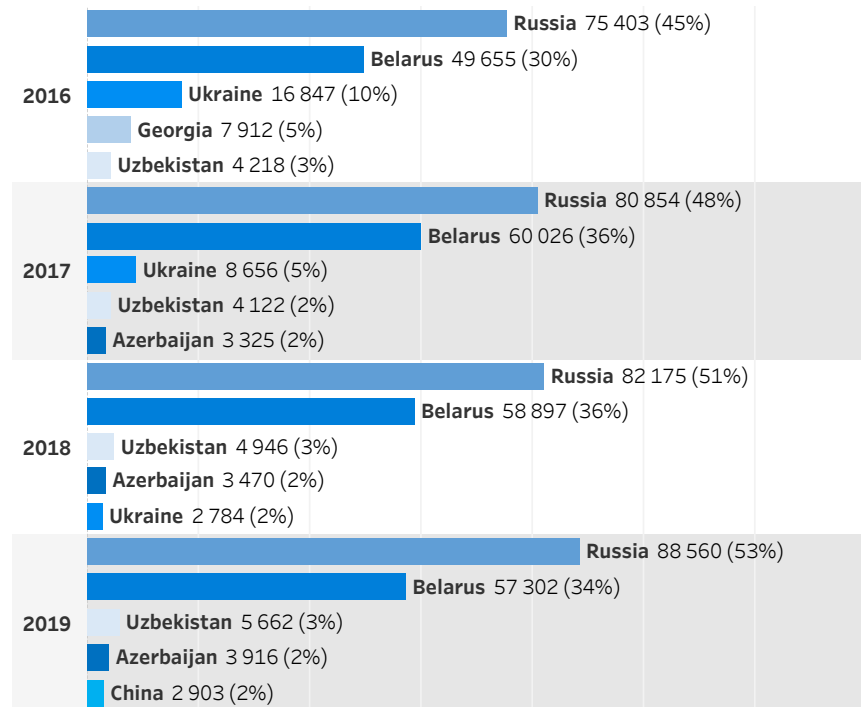
## BORDERS, SCHENGEN AND VISAS

SOURCE: DG Migration and Home Affairs (complete statistics on short-stay visas applications to Schengen States)

Lodged short-term Visa app. (% of Schengen)



Lodged short-term Visa applications in top 5 consulate countries (% of total app.s)



## IRREGULAR MIGRATION

SOURCE: Eurostat (migr\_eirfs, migr\_eipre, migr\_eiord, migr\_eirtn)



## TRAFFICKING IN HUMAN BEINGS

Number of residence permits issued to victims of Trafficking in Human Beings

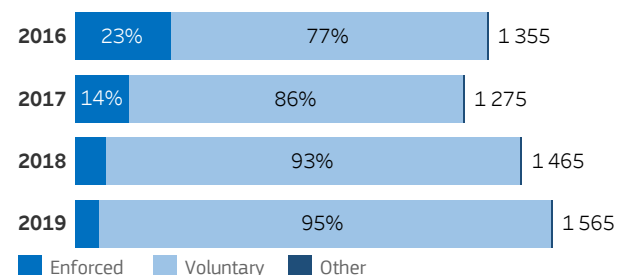
SOURCE: Eurostat (migr\_resoth)

0 or not available

## RETURN AND READMISSION

Number of Third-Country Nationals who left the territory by type of return

SOURCE: Eurostat (migr\_eirt\_vol)





## GENERAL NOTES

This four-page statistical annex complements the Country Factsheet with relevant migration-related data organised in nine thematic sections. The dashboard-like layout of the annex allows comparability across countries as well as simultaneous visualisation of different indicators.

Whenever data is not available, the relative chart is left blank or indicated with 'N/A'. Data are provided for the latest available year or the latest available four-year period.

The sum of percentages or of individual values might not add up to 100 or to the total value. This is due to rounding and confidence intervals in the original data. A How to Read guide, describing each chart and reporting the sources, is available on the EMN website.

## COLOUR LEGEND

Whenever not specified, the following colour legend is adopted. Colours for multiple nationalities are randomly chosen.

■ data relative to Lithuania

■ data relative to EU

## LEGAL MIGRATION AND MOBILITY

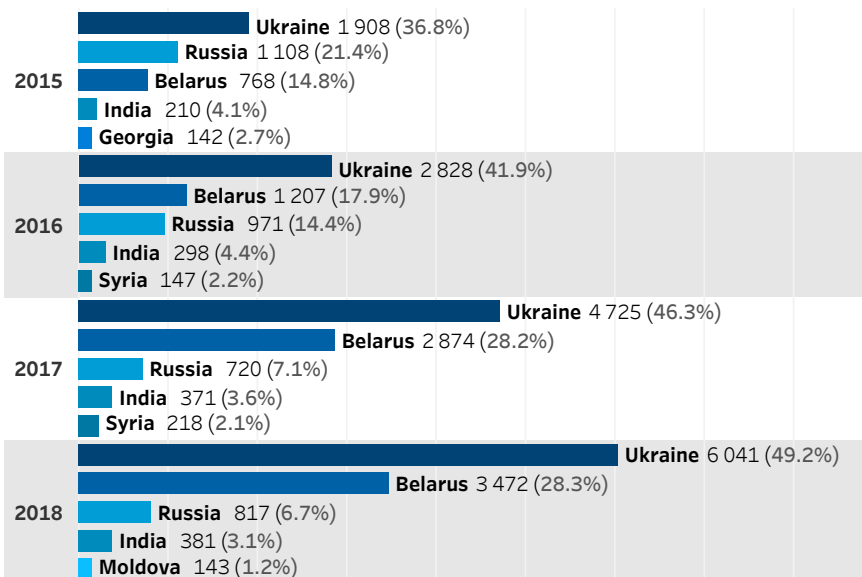
### Third-Country Nationals (TCNs) as % of total population (in the country and in the EU)

SOURCE: Eurostat (migr\_pop1ctz)



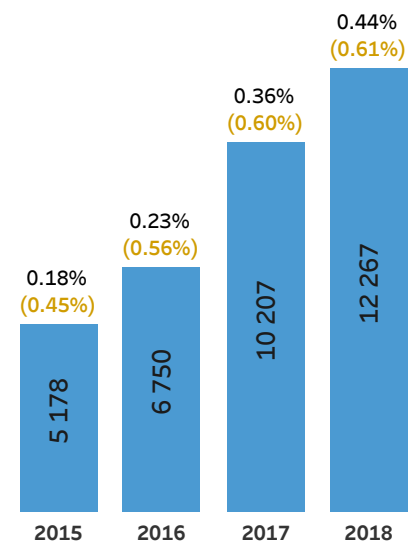
### Top 5 nationalities of number of first residence permits annually issued: number of permits and % of total annual permits

SOURCE: Eurostat (migr\_resfirst)



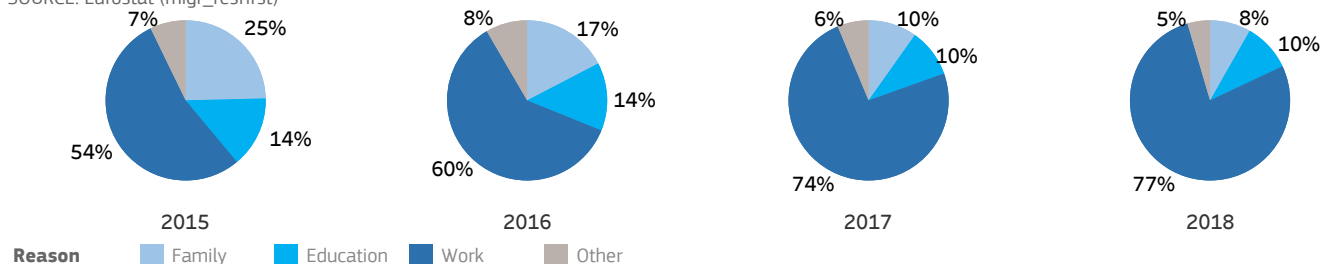
### First residence permits annually issued: tot. num. and % of tot. pop. in the country (and EU)

SOURCE: Eurostat (migr\_resfirst)



### First residence permits annually issued by reason

SOURCE: Eurostat (migr\_resfirst)

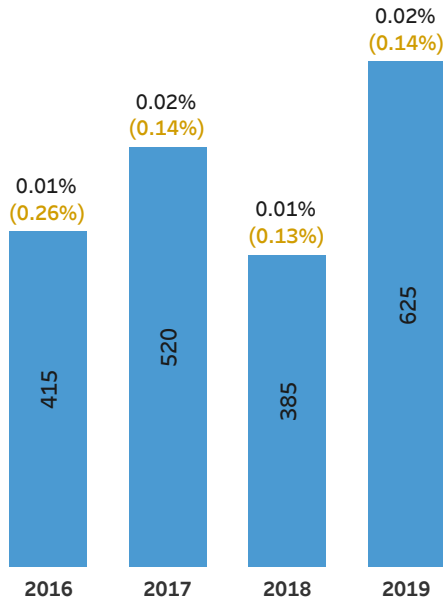


Reason: Family (light blue), Education (medium blue), Work (dark blue), Other (grey)

## INTERNATIONAL PROTECTION INCLUDING ASYLUM

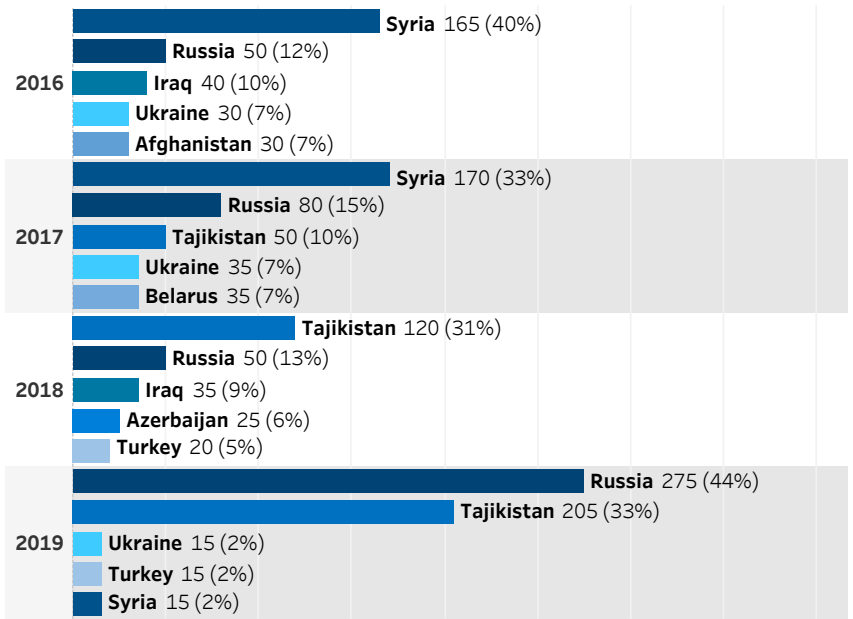
**First-time asylum applications: total num. and as % of population in the country (and in EU)**

SOURCE: Eurostat (migr\_asyappctza, migr\_pop1ctz)



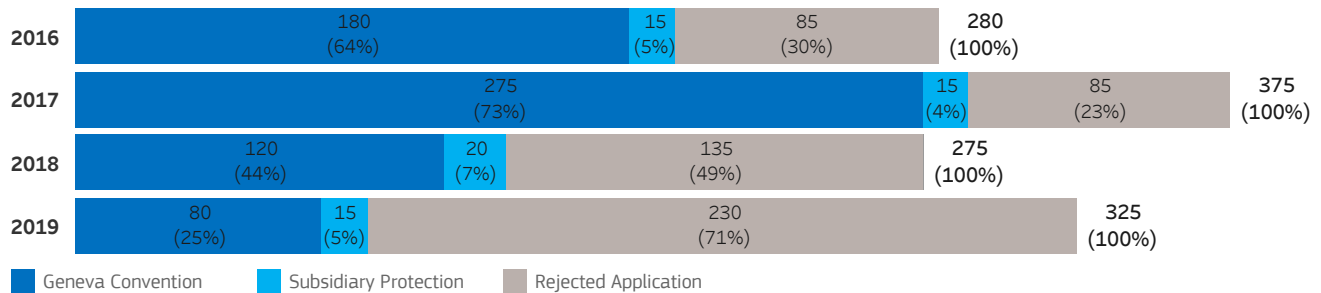
**Top 5 nationalities of annual number of first-time asylum applications: number of applications and % of total first-time annual applications**

SOURCE: Eurostat (migr\_asyappctza)



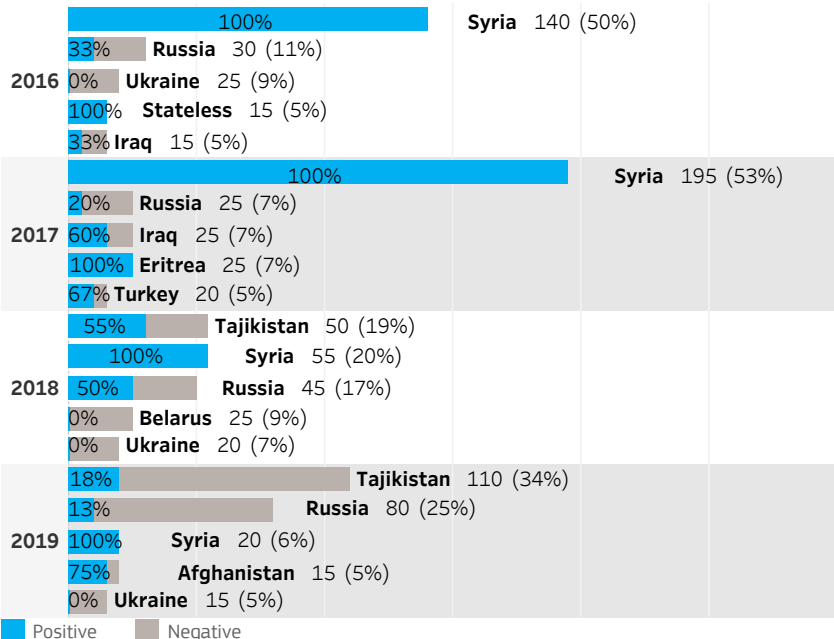
**Number of first-instance asylum decisions by outcome (% of total decisions)**

SOURCE: Eurostat (migr\_asydcfsta)



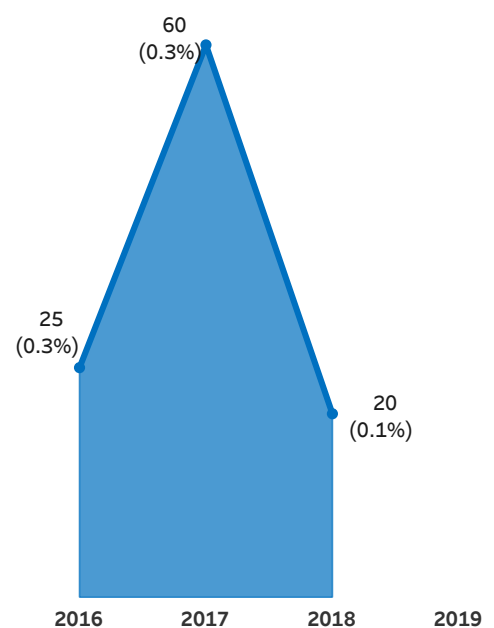
**Top 5 nationalities of annual number of first-instance decisions: number of decisions (% of total decisions in the country) and % of positive outcome**

SOURCE: Eurostat (migr\_asydcfsta)



**Third-Country Nationals resettled: absolute number and as % of total resettled in EU**

SOURCE: Eurostat (migr\_asyresa)





## UNACCOMPANIED MINORS

**Unaccompanied Minors applying for asylum in the country (and % of total applications from Unaccompanied Minors in EU)**

SOURCE: Eurostat (migr\_asyunaa)

**Unaccompanied Minors as % of first asylum applications (in the country and in EU)**

SOURCE: Eurostat (migr\_asyunaa)

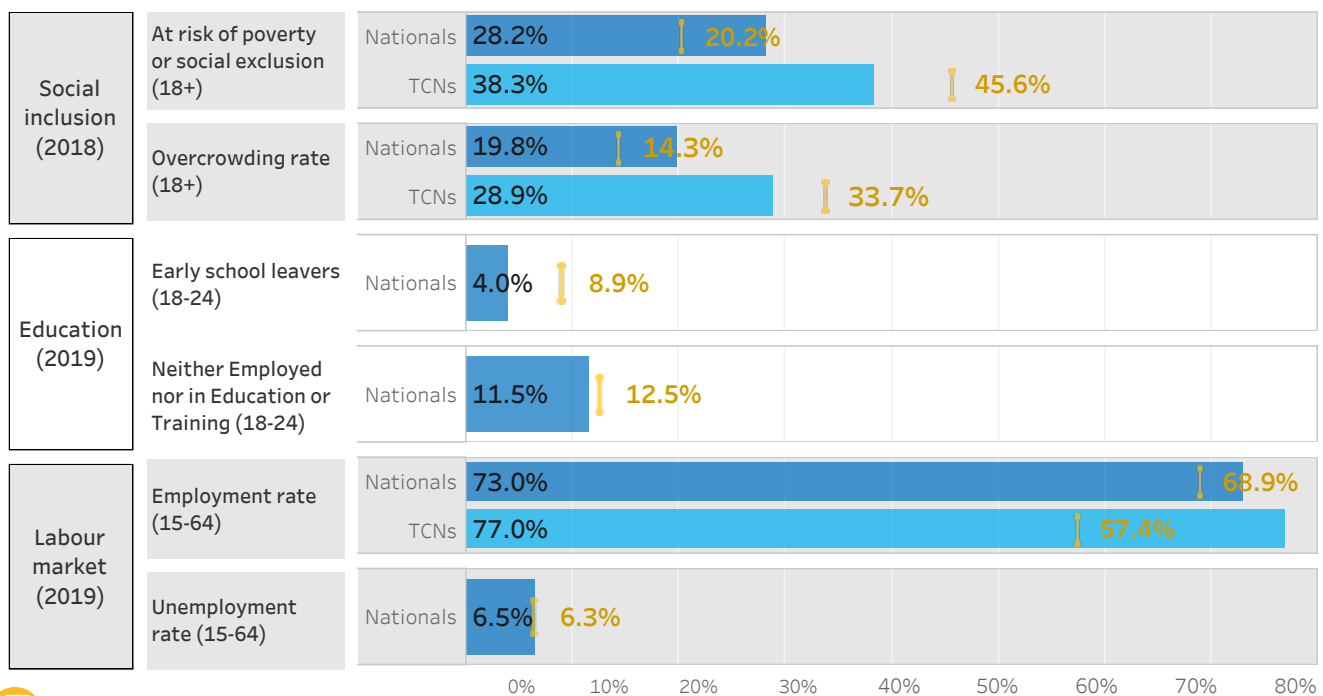
0 or not available

0 or not available

## INTEGRATION

**Integration indicators for nationals of the country (blue) and Third-Country Nationals (TCNs - light blue) in the country (when available). The same indicator is provided in yellow for EU. Data are relative to the last year available.**

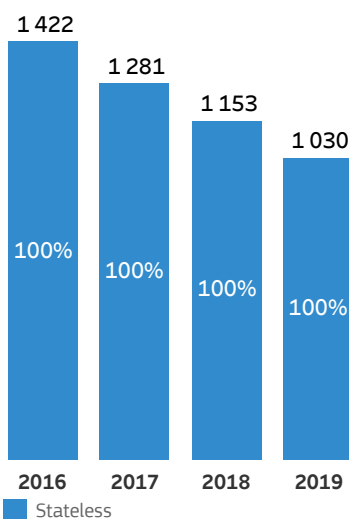
SOURCE: Eurostat (ilc\_peps05, ilc\_lvho15, edat\_lfse\_01, edat\_lfse\_23, lfsa\_ergan, lfsa\_urgan)



## CITIZENSHIP AND STATELESSNESS


**Stateless, Recogn. Non-Citizens (RNC) and Unknown Citizens**

SOURCE: Eurostat (migr\_pop1ctza)



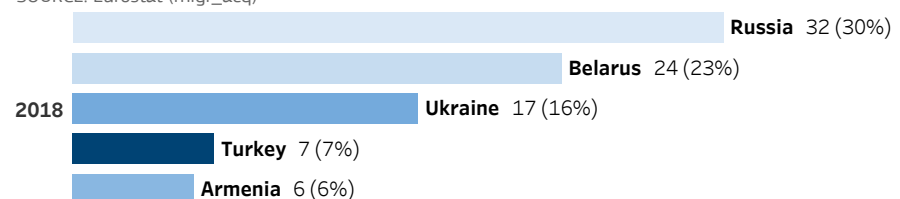
**Third-Country Nationals who have acquired citizenship as a share of total Third-Country Nationals (in the country and in the EU) and in absolute number**

SOURCE: Eurostat (migr\_acqs, migr\_acq)



**Top 5 nationalities by number of citizenship acquisition in 2018: absolute number and % of total acquisitions in the country by Third-Country Nationals**

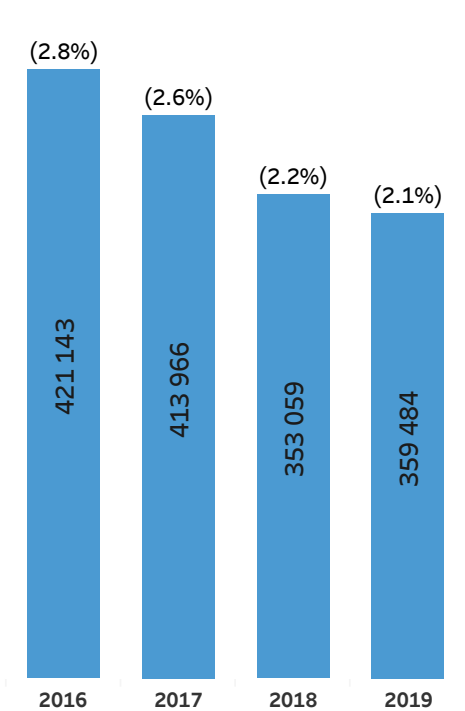
SOURCE: Eurostat (migr\_acq)



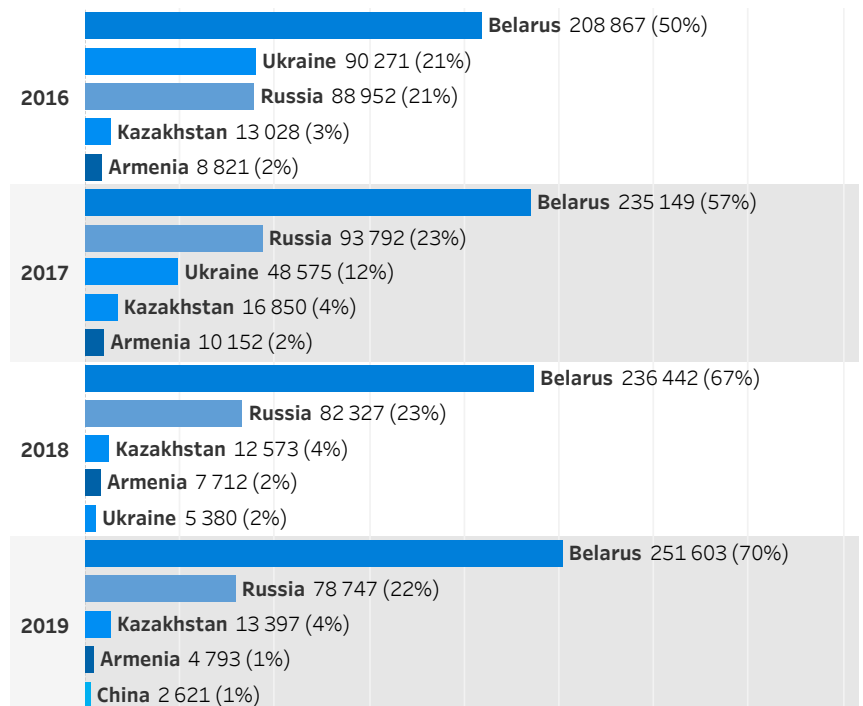
## BORDERS, SCHENGEN AND VISAS

SOURCE: DG Migration and Home Affairs (complete statistics on short-stay visas applications to Schengen States)

Lodged short-term Visa app. (% of Schengen)



Lodged short-term Visa applications in top 5 consulate countries (% of total app.s)



## IRREGULAR MIGRATION

SOURCE: Eurostat (migr\_eirfs, migr\_eipre, migr\_eiord, migr\_eirtn)



## TRAFFICKING IN HUMAN BEINGS

Number of residence permits issued to victims of Trafficking in Human Beings

SOURCE: Eurostat (migr\_resoth)

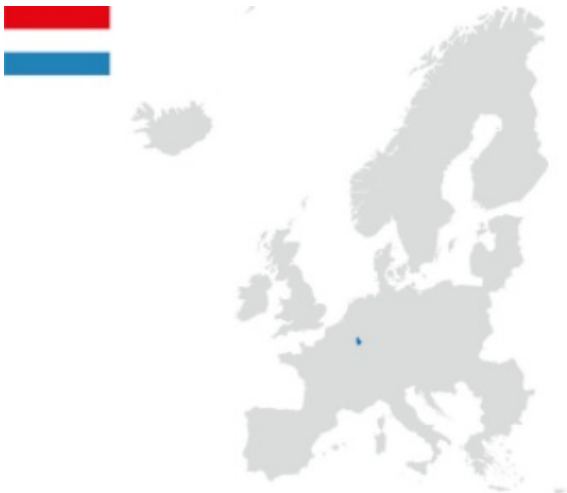
## RETURN AND READMISSION

Number of Third-Country Nationals who left the territory by type of return

SOURCE: Eurostat (migr\_eirt\_vol)

0 or not available

0 or not available



## GENERAL NOTES

This four-page statistical annex complements the Country Factsheet with relevant migration-related data organised in nine thematic sections. The dashboard-like layout of the annex allows comparability across countries as well as simultaneous visualisation of different indicators.

Whenever data is not available, the relative chart is left blank or indicated with 'N/A'. Data are provided for the latest available year or the latest available four-year period.

The sum of percentages or of individual values might not add up to 100 or to the total value. This is due to rounding and confidence intervals in the original data. A How to Read guide, describing each chart and reporting the sources, is available on the EMN website.

## COLOUR LEGEND

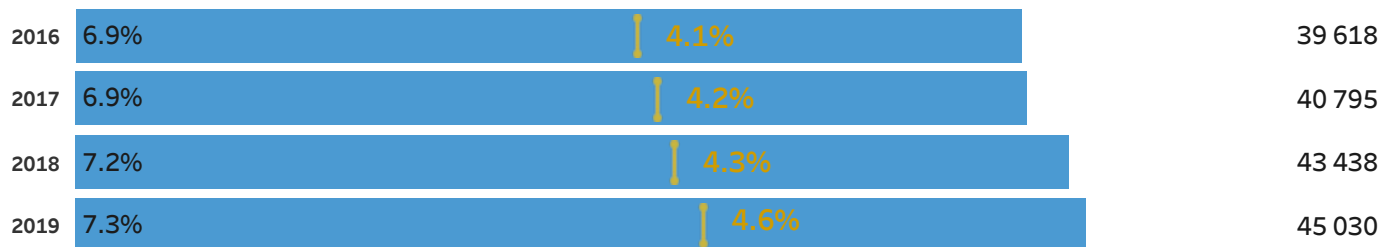
Whenever not specified, the following colour legend is adopted. Colours for multiple nationalities are randomly chosen.



## LEGAL MIGRATION AND MOBILITY

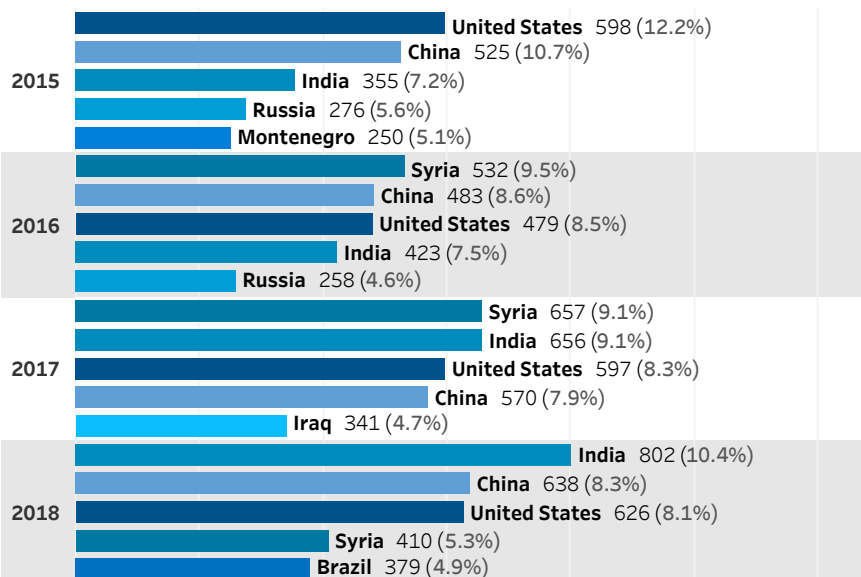
### Third-Country Nationals (TCNs) as % of total population (in the country and in the EU)

SOURCE: Eurostat (migr\_pop1ctz)



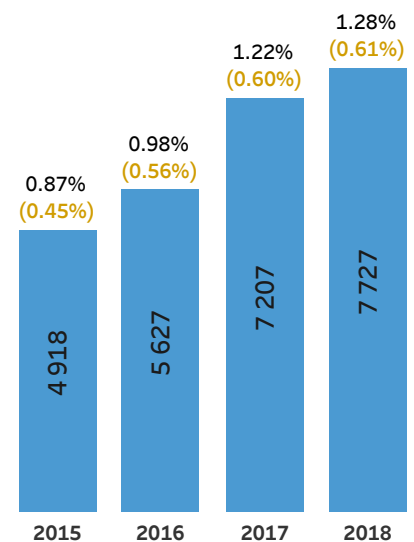
### Top 5 nationalities of number of first residence permits annually issued: number of permits and % of total annual permits

SOURCE: Eurostat (migr\_resfirst)



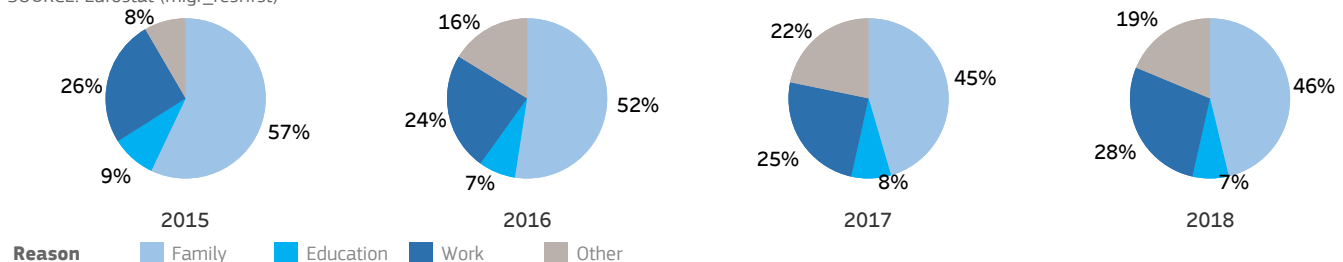
### First residence permits annually issued: tot. num. and % of tot. pop. in the country (and EU)

SOURCE: Eurostat (migr\_resfirst)



### First residence permits annually issued by reason

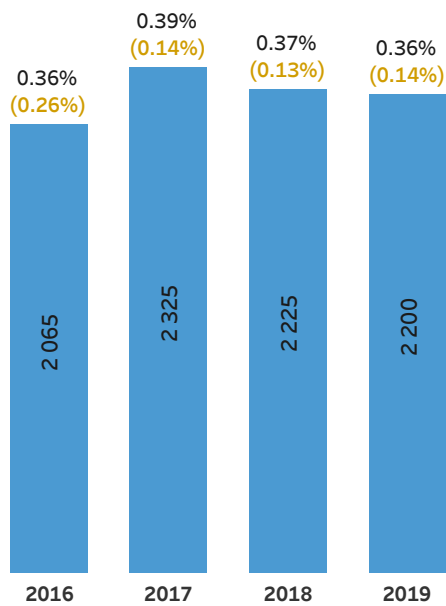
SOURCE: Eurostat (migr\_resfirst)



## INTERNATIONAL PROTECTION INCLUDING ASYLUM

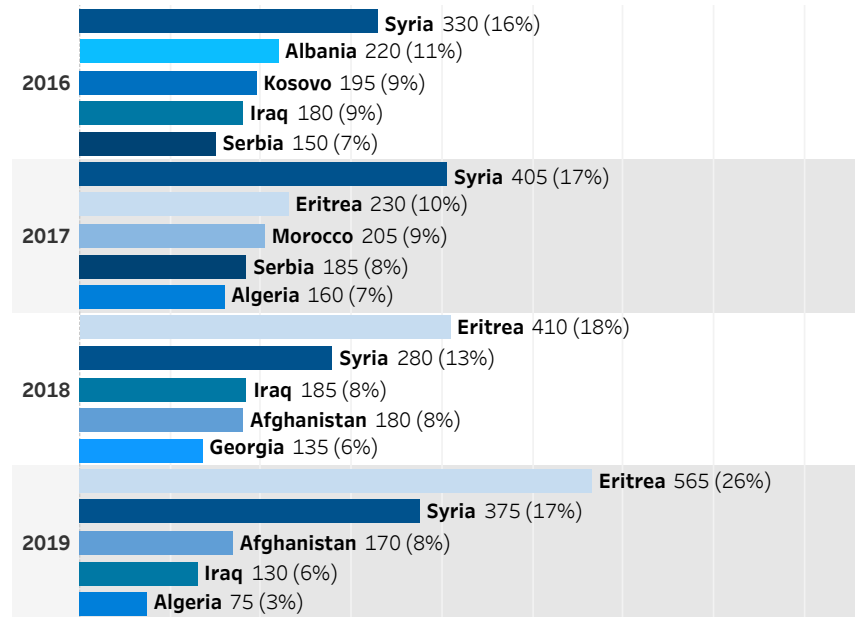
### First-time asylum applications: total num. and as % of population in the country (and in EU)

SOURCE: Eurostat (migr\_asyappctza, migr\_pop1ctz)



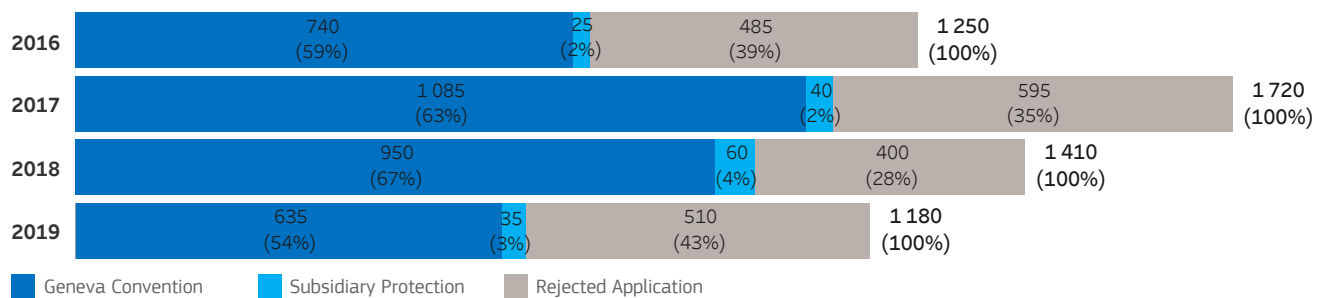
### Top 5 nationalities of annual number of first-time asylum applications: number of applications and % of total first-time annual applications

SOURCE: Eurostat (migr\_asyappctza)



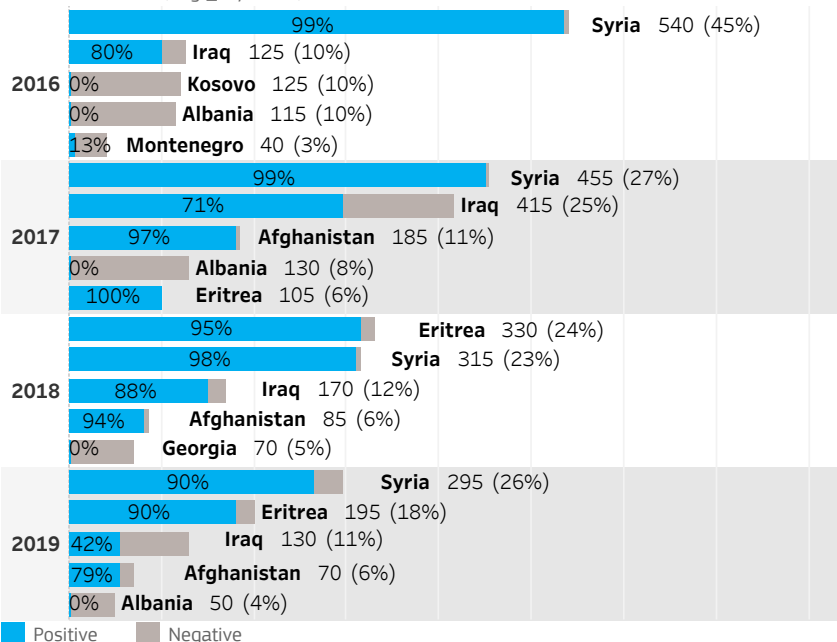
### Number of first-instance asylum decisions by outcome (% of total decisions)

SOURCE: Eurostat (migr\_asydcfst)



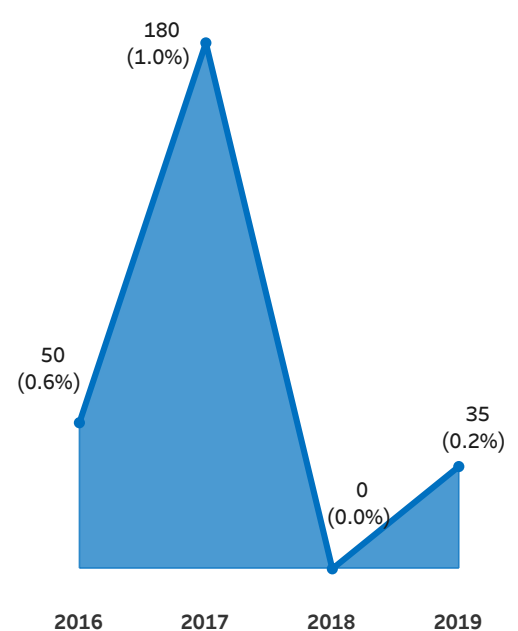
### Top 5 nationalities of annual number of first-instance decisions: number of decisions (% of total decisions in the country) and % of positive outcome

SOURCE: Eurostat (migr\_asydcfst)



### Third-Country Nationals resettled: absolute number and as % of total resettled in EU

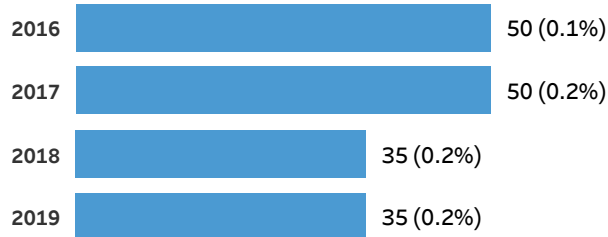
SOURCE: Eurostat (migr\_asyresa)



## UNACCOMPANIED MINORS

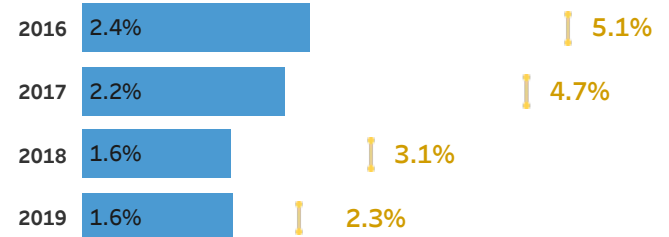
### Unaccompanied Minors applying for asylum in the country (and % of total applications from Unaccompanied Minors in EU)

SOURCE: Eurostat (migr\_asyunaa)



### Unaccompanied Minors as % of first asylum applications (in the country and in EU)

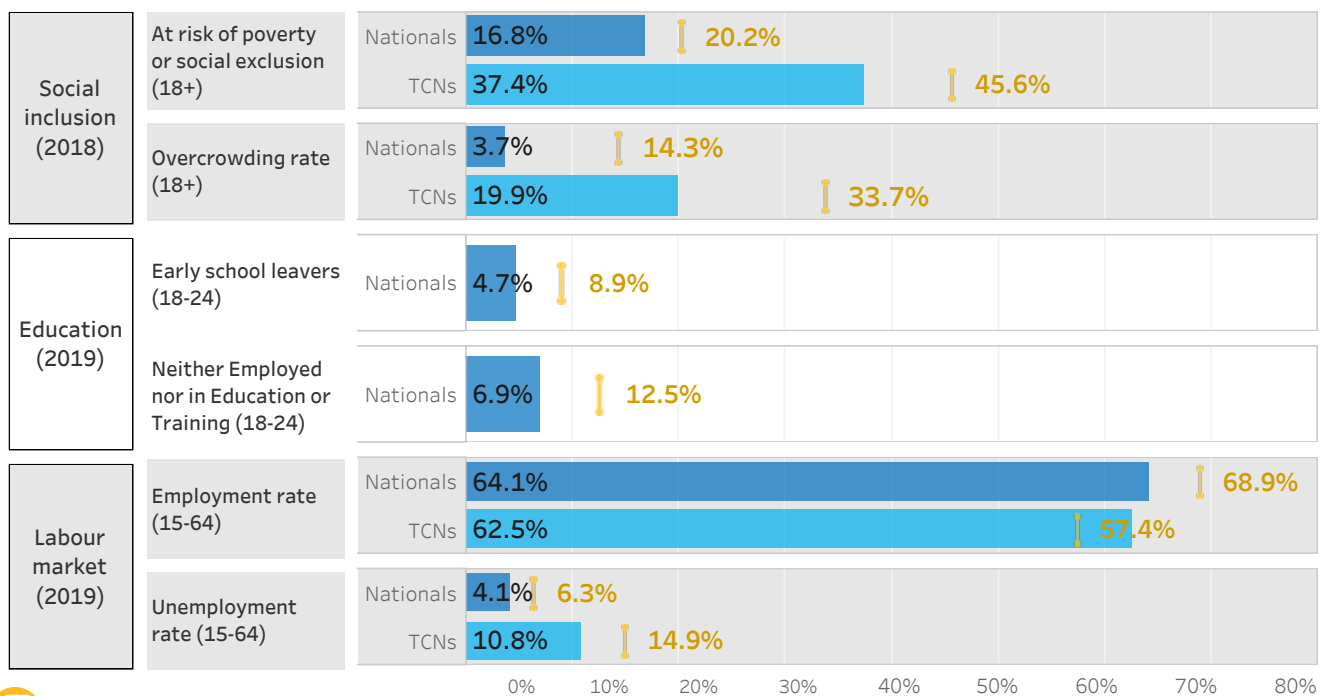
SOURCE: Eurostat (migr\_asyunaa)



## INTEGRATION

Integration indicators for nationals of the country (blue) and Third-Country Nationals (TCNs - light blue) in the country (when available). The same indicator is provided in yellow for EU. Data are relative to the last year available.

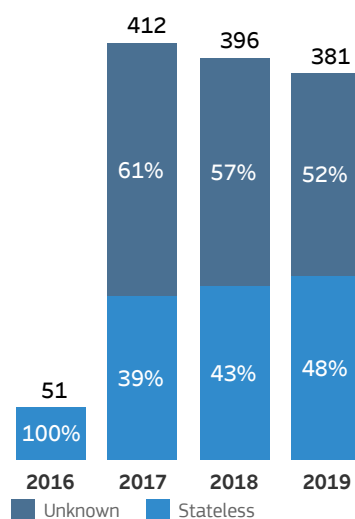
SOURCE: Eurostat (ilc\_peps05, ilc\_lvho15, edat\_lfse\_01, edat\_lfse\_23, lfesa\_ergan, lfesa\_urgan)



## CITIZENSHIP AND STATELESSNESS

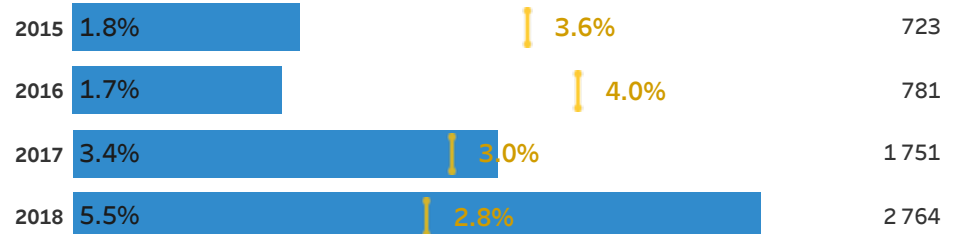
### Stateless, Recogn. Non-Citizens (RNC) and Unknown Citizens

SOURCE: Eurostat (migr\_pop1ctza)



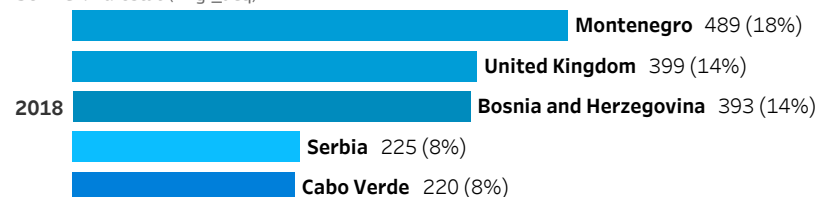
### Third-Country Nationals who have acquired citizenship as a share of total Third-Country Nationals (in the country and in the EU) and in absolute number

SOURCE: Eurostat (migr\_acqs, migr\_acq)



### Top 5 nationalities by number of citizenship acquisition in 2018: absolute number and % of total acquisitions in the country by Third-Country Nationals

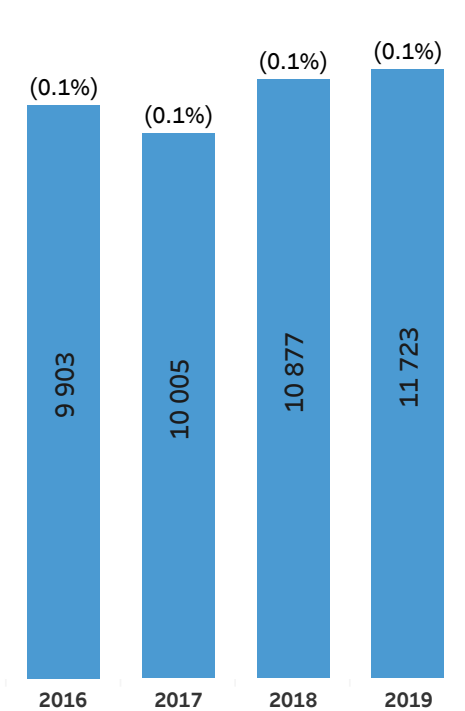
SOURCE: Eurostat (migr\_acq)



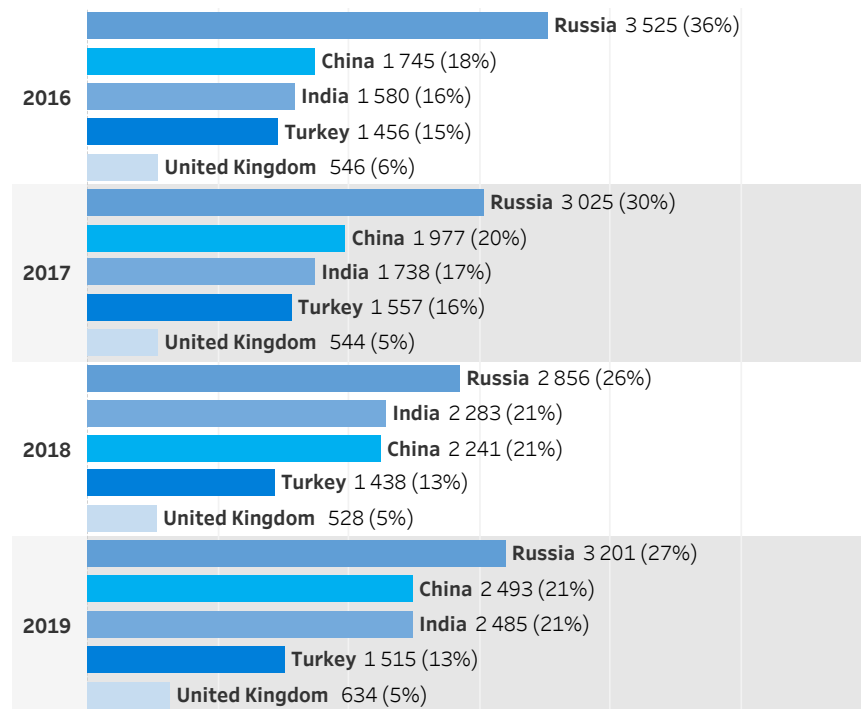
## BORDERS, SCHENGEN AND VISAS

SOURCE: DG Migration and Home Affairs (complete statistics on short-stay visas applications to Schengen States)

Lodged short-term Visa app. (% of Schengen)



Lodged short-term Visa applications in top 5 consulate countries (% of total app.s)



## IRREGULAR MIGRATION

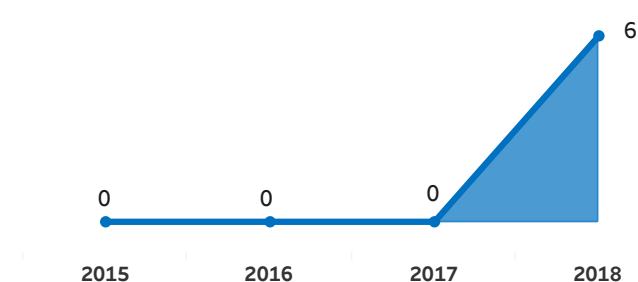
SOURCE: Eurostat (migr\_eirfs, migr\_eipre, migr\_eiord, migr\_eirtn)



## TRAFFICKING IN HUMAN BEINGS

Number of residence permits issued to victims of Trafficking in Human Beings

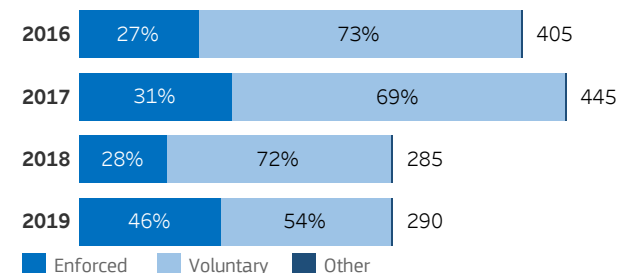
SOURCE: Eurostat (migr\_resoth)



## RETURN AND READMISSION

Number of Third-Country Nationals who left the territory by type of return

SOURCE: Eurostat (migr\_eirt\_vol)





## GENERAL NOTES

This four-page statistical annex complements the Country Factsheet with relevant migration-related data organised in nine thematic sections. The dashboard-like layout of the annex allows comparability across countries as well as simultaneous visualisation of different indicators.

Whenever data is not available, the relative chart is left blank or indicated with 'N/A'. Data are provided for the latest available year or the latest available four-year period.

The sum of percentages or of individual values might not add up to 100 or to the total value. This is due to rounding and confidence intervals in the original data. A How to Read guide, describing each chart and reporting the sources, is available on the EMN website.

## COLOUR LEGEND

Whenever not specified, the following colour legend is adopted. Colours for multiple nationalities are randomly chosen.

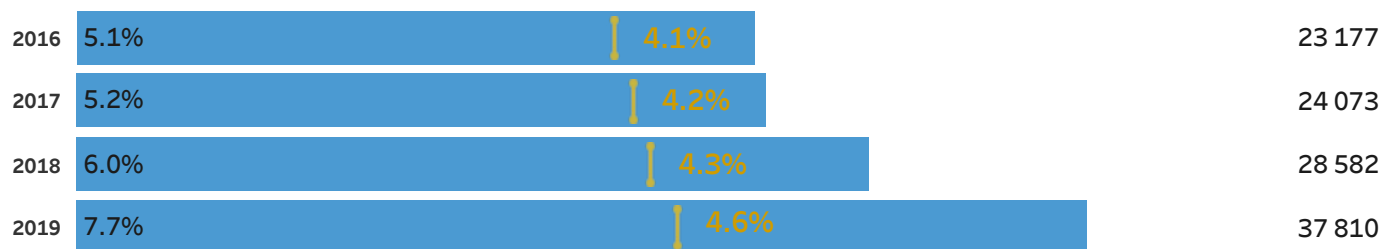
■ data relative to Malta

■ data relative to EU

## LEGAL MIGRATION AND MOBILITY

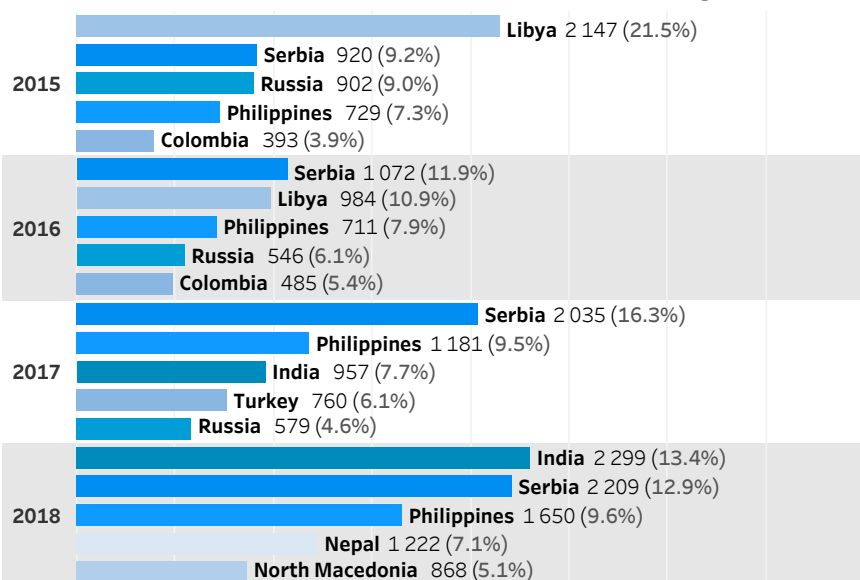
### Third-Country Nationals (TCNs) as % of total population (in the country and in the EU)

SOURCE: Eurostat (migr\_pop1ctz)



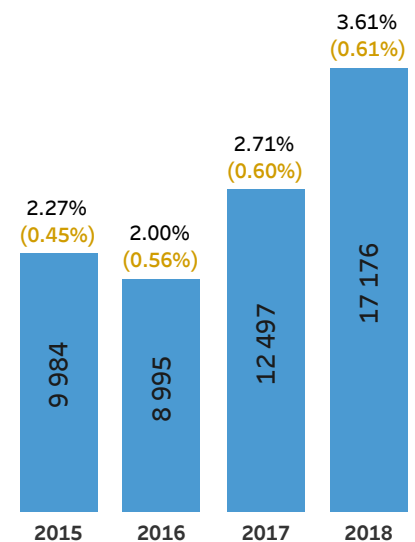
### Top 5 nationalities of number of first residence permits annually issued: number of permits and % of total annual permits

SOURCE: Eurostat (migr\_resfirst)



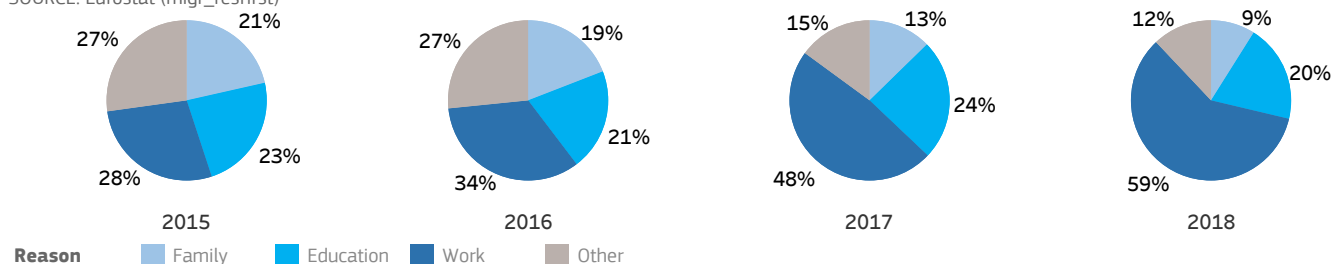
### First residence permits annually issued: tot. num. and % of tot. pop. in the country (and EU)

SOURCE: Eurostat (migr\_resfirst)



### First residence permits annually issued by reason

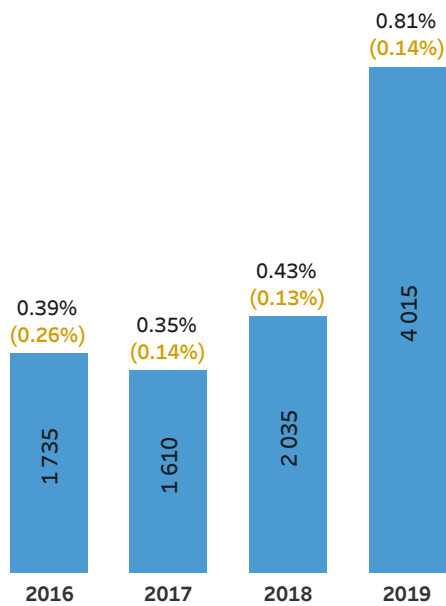
SOURCE: Eurostat (migr\_resfirst)



## INTERNATIONAL PROTECTION INCLUDING ASYLUM

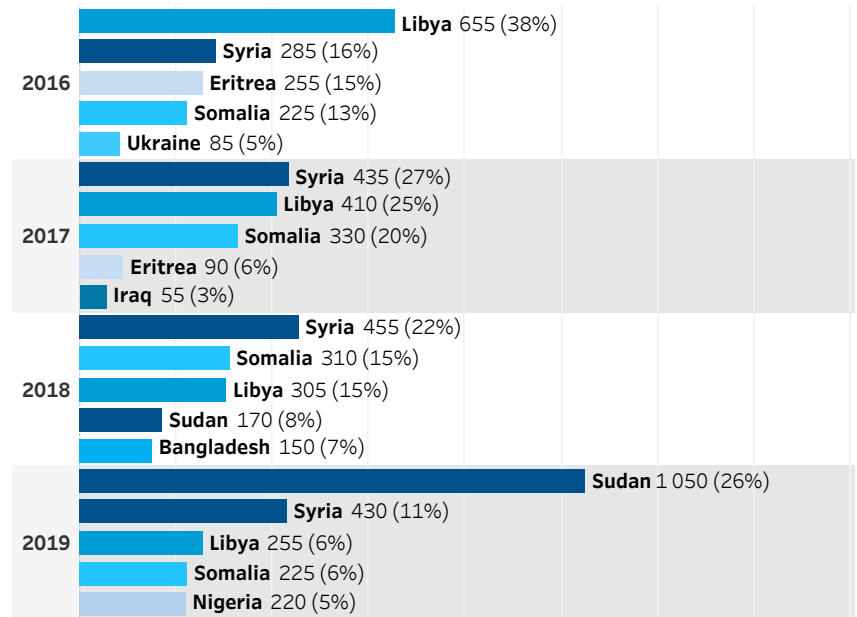
### First-time asylum applications: total num. and as % of population in the country (and in EU)

SOURCE: Eurostat (migr\_asyappctza, migr\_pop1ctz)



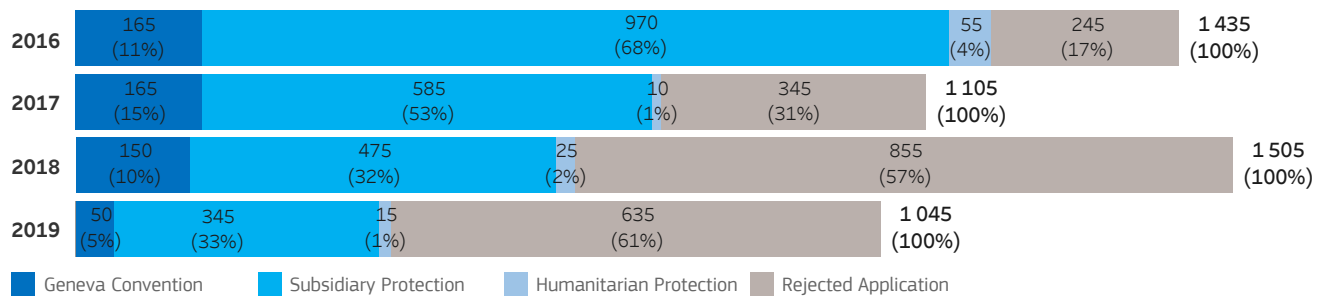
### Top 5 nationalities of annual number of first-time asylum applications: number of applications and % of total first-time annual applications

SOURCE: Eurostat (migr\_asyappctza)



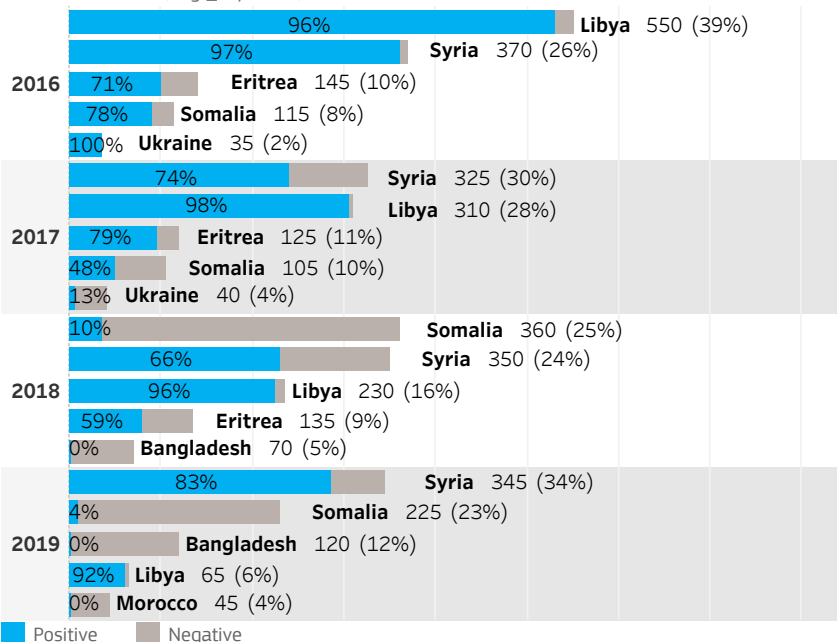
### Number of first-instance asylum decisions by outcome (% of total decisions)

SOURCE: Eurostat (migr\_asydcfsta)



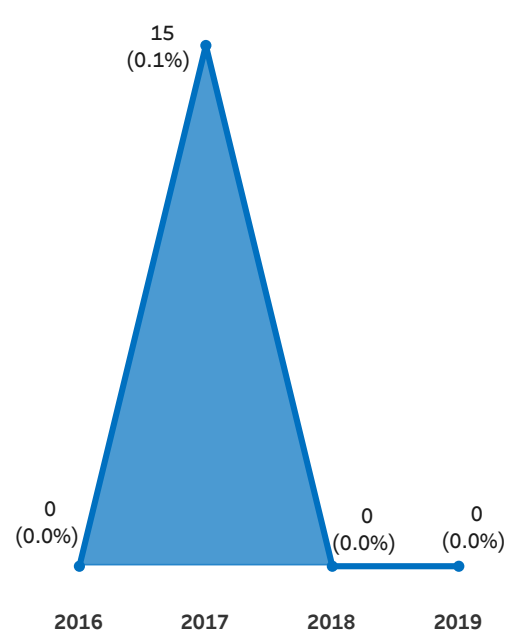
### Top 5 nationalities of annual number of first-instance decisions: number of decisions (% of total decisions in the country) and % of positive outcome

SOURCE: Eurostat (migr\_asydcfsta)



### Third-Country Nationals resettled: absolute number and as % of total resettled in EU

SOURCE: Eurostat (migr\_asyresa)

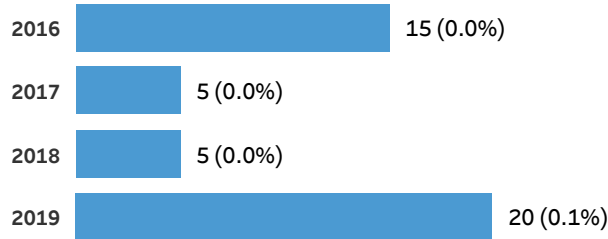




**UNACCOMPANIED MINORS**


**Unaccompanied Minors applying for asylum in the country (and % of total applications from Unaccompanied Minors in EU)**

SOURCE: Eurostat (migr\_asyunaa)



**Unaccompanied Minors as % of first asylum applications (in the country and in EU)**

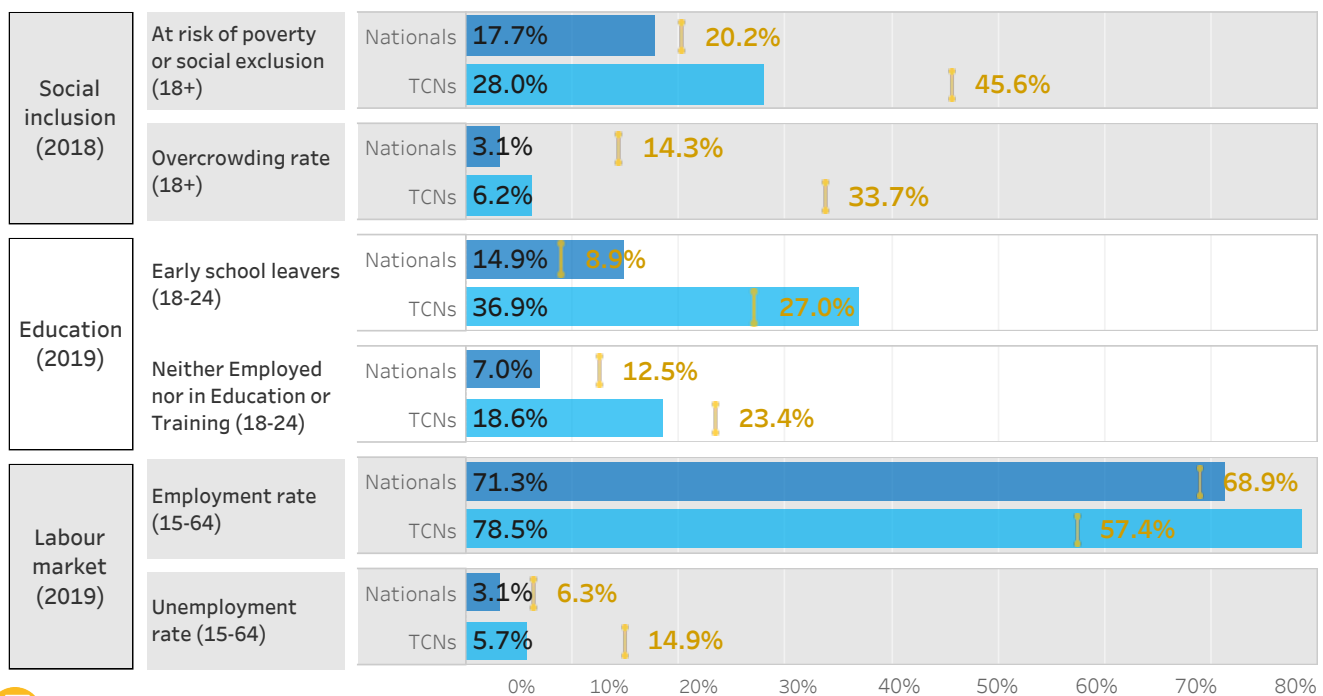
SOURCE: Eurostat (migr\_asyunaa)



**INTEGRATION**

Integration indicators for nationals of the country (blue) and Third-Country Nationals (TCNs - light blue) in the country (when available). The same indicator is provided in yellow for EU. Data are relative to the last year available.

SOURCE: Eurostat (ilc\_peps05, ilc\_lvho15, edat\_lfse\_01, edat\_lfse\_23, lfsa\_ergan, lfsa\_urgan)



**CITIZENSHIP AND STATELESSNESS**

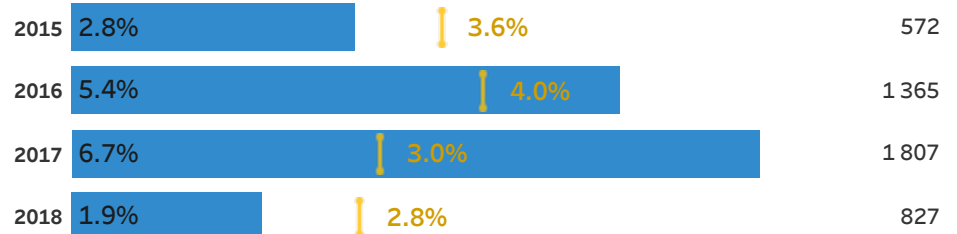
**Stateless, Recogn. Non-Citizens (RNC) and Unknown Citizens**

SOURCE: Eurostat (migr\_pop1ctza)

0 or not available

**Third-Country Nationals who have acquired citizenship as a share of total Third-Country Nationals (in the country and in the EU) and in absolute number**

SOURCE: Eurostat (migr\_acqs, migr\_acq)



**Top 5 nationalities by number of citizenship acquisition in 2018: absolute number and % of total acquisitions in the country by Third-Country Nationals**

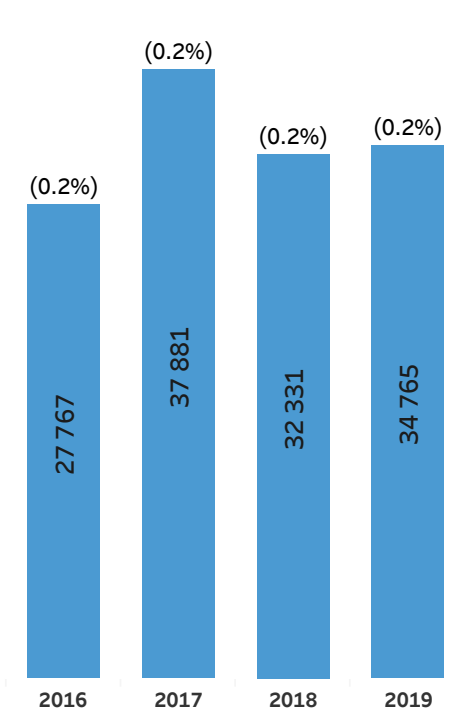
SOURCE: Eurostat (migr\_acq)



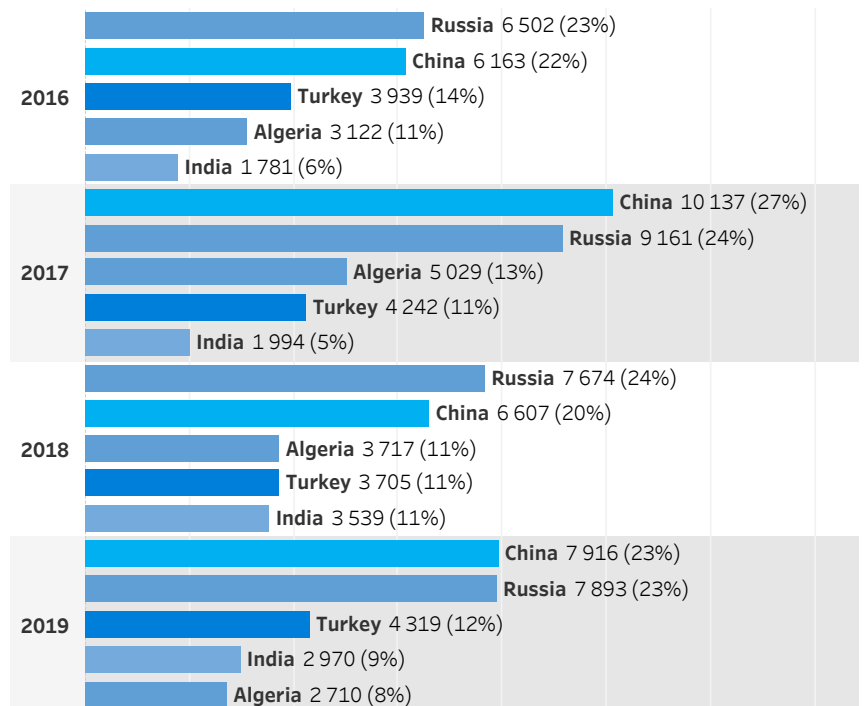
## BORDERS, SCHENGEN AND VISAS

SOURCE: DG Migration and Home Affairs (complete statistics on short-stay visas applications to Schengen States)

Lodged short-term Visa app. (% of Schengen)



Lodged short-term Visa applications in top 5 consulate countries (% of total app.s)



## IRREGULAR MIGRATION

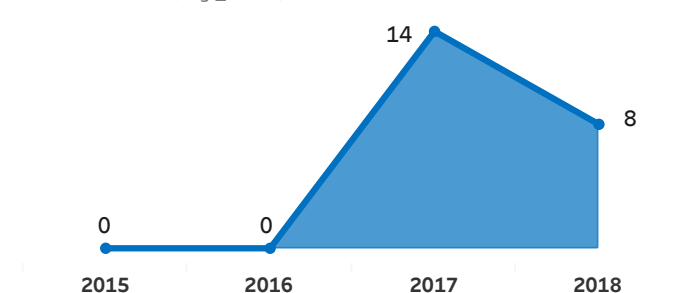
SOURCE: Eurostat (migr\_eirfs, migr\_eipre, migr\_eiord, migr\_eirtn)



## TRAFFICKING IN HUMAN BEINGS

Number of residence permits issued to victims of Trafficking in Human Beings

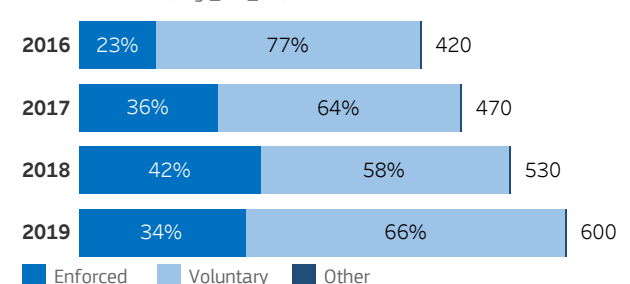
SOURCE: Eurostat (migr\_resoth)



## RETURN AND READMISSION

Number of Third-Country Nationals who left the territory by type of return

SOURCE: Eurostat (migr\_eirt\_vol)





## GENERAL NOTES

This four-page statistical annex complements the Country Factsheet with relevant migration-related data organised in nine thematic sections. The dashboard-like layout of the annex allows comparability across countries as well as simultaneous visualisation of different indicators.

Whenever data is not available, the relative chart is left blank or indicated with 'N/A'. Data are provided for the latest available year or the latest available four-year period.

The sum of percentages or of individual values might not add up to 100 or to the total value. This is due to rounding and confidence intervals in the original data. A How to Read guide, describing each chart and reporting the sources, is available on the EMN website.

## COLOUR LEGEND

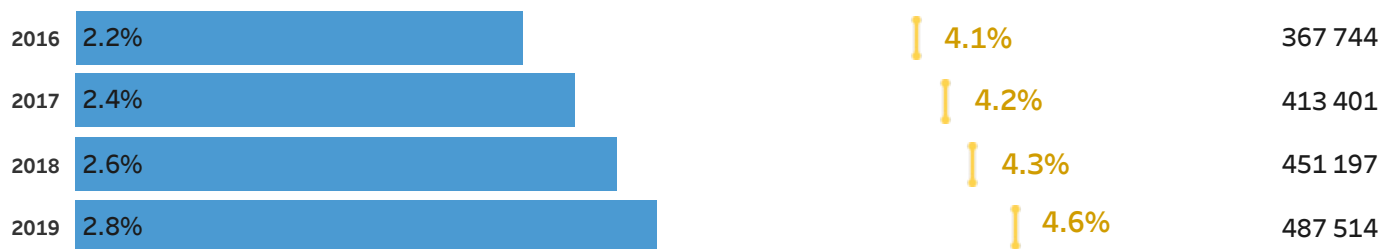
Whenever not specified, the following colour legend is adopted. Colours for multiple nationalities are randomly chosen.

- data relative to Netherlands
- data relative to EU

## LEGAL MIGRATION AND MOBILITY

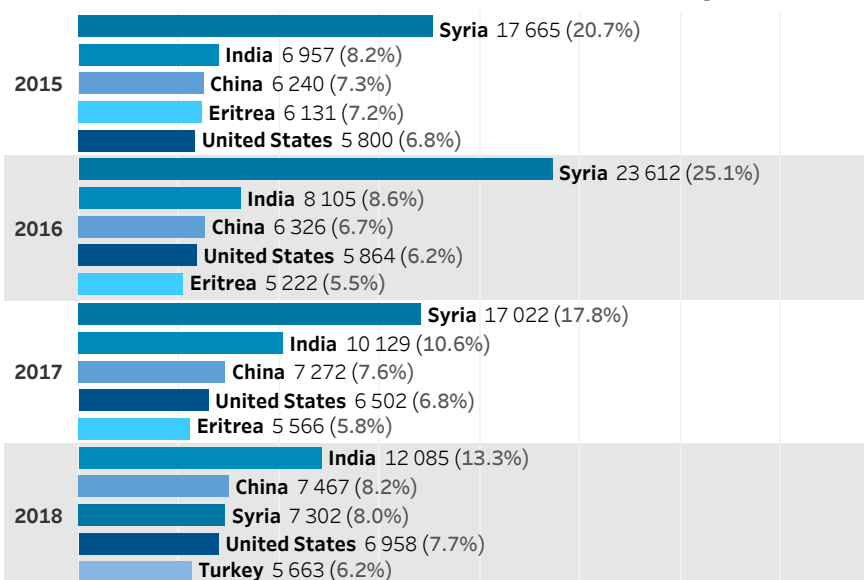
### Third-Country Nationals (TCNs) as % of total population (in the country and in the EU)

SOURCE: Eurostat (migr\_pop1ctz)



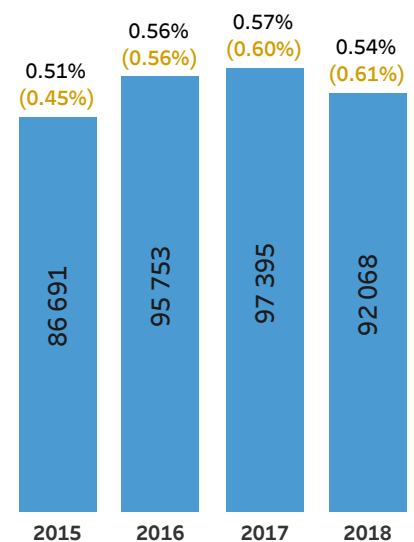
### Top 5 nationalities of number of first residence permits annually issued: number of permits and % of total annual permits

SOURCE: Eurostat (migr\_resfirst)



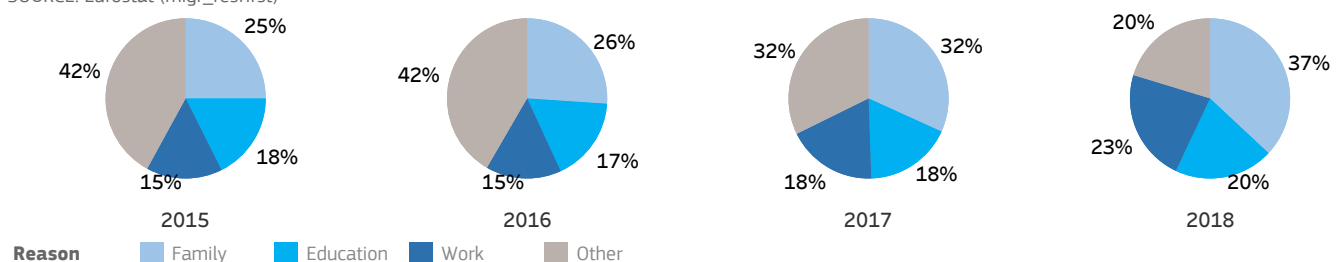
### First residence permits annually issued: tot. num. and % of tot. pop. in the country (and EU)

SOURCE: Eurostat (migr\_resfirst)



### First residence permits annually issued by reason

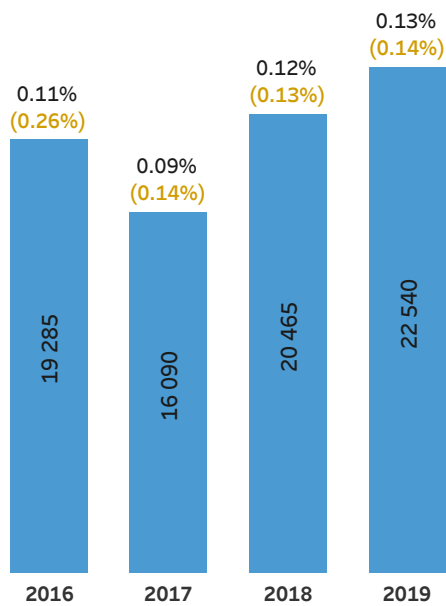
SOURCE: Eurostat (migr\_resfirst)



## INTERNATIONAL PROTECTION INCLUDING ASYLUM

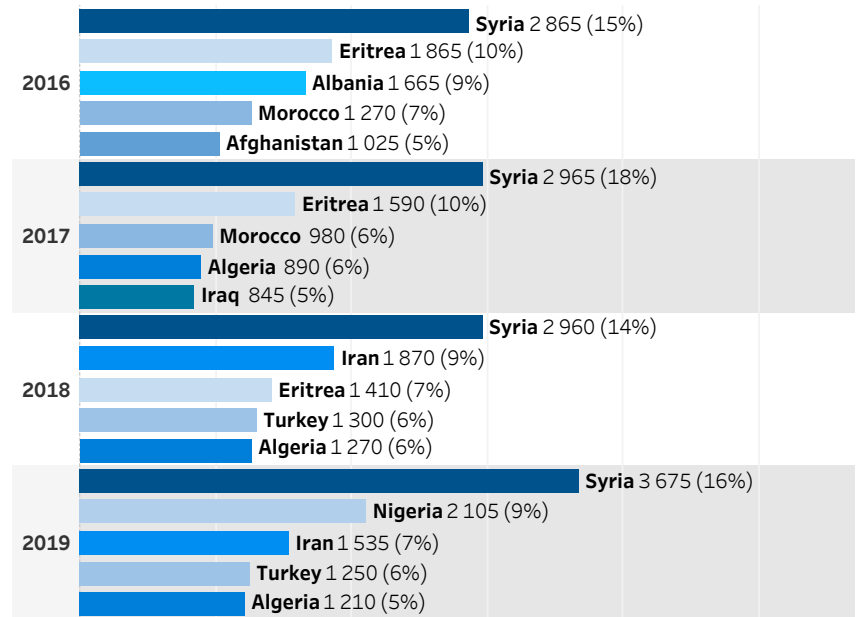
### First-time asylum applications: total num. and as % of population in the country (and in EU)

SOURCE: Eurostat (migr\_asyappctza, migr\_pop1ctz)



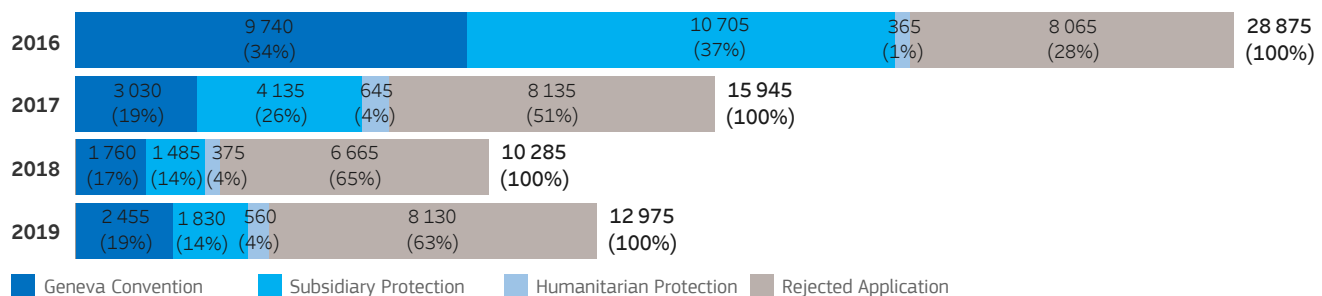
### Top 5 nationalities of annual number of first-time asylum applications: number of applications and % of total first-time annual applications

SOURCE: Eurostat (migr\_asyappctza)



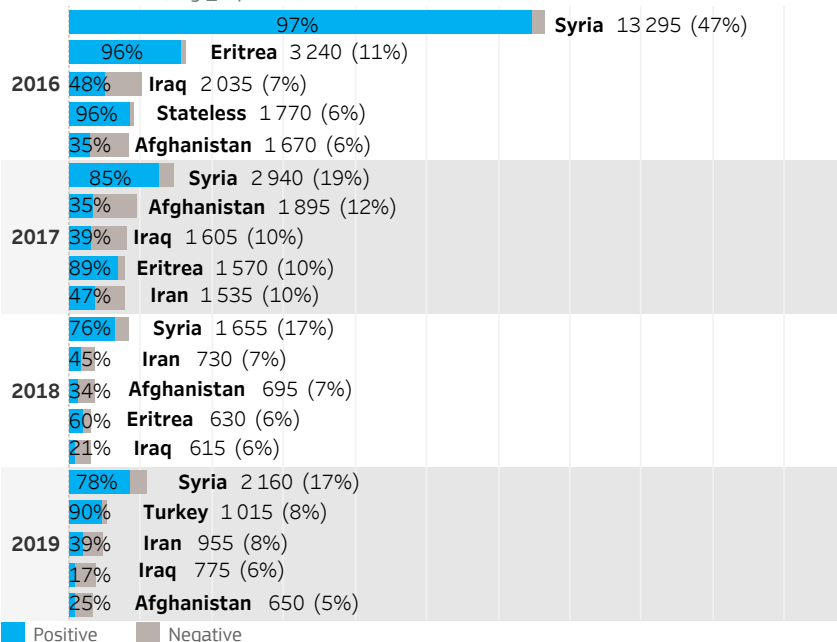
### Number of first-instance asylum decisions by outcome (% of total decisions)

SOURCE: Eurostat (migr\_asydcfsta)



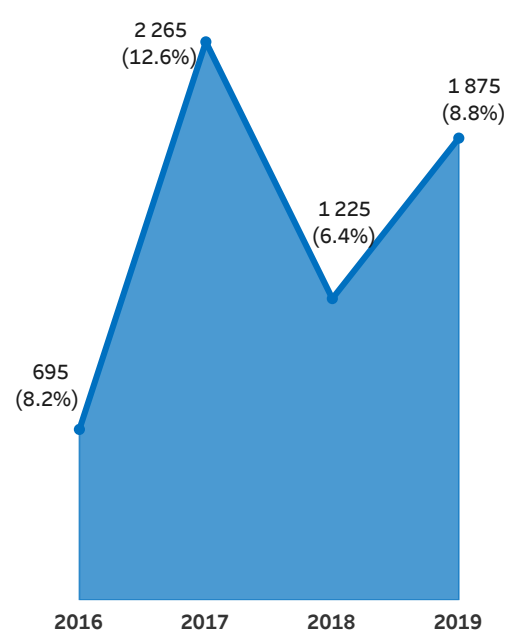
### Top 5 nationalities of annual number of first-instance decisions: number of decisions (% of total decisions in the country) and % of positive outcome

SOURCE: Eurostat (migr\_asydcfsta)



### Third-Country Nationals resettled: absolute number and as % of total resettled in EU

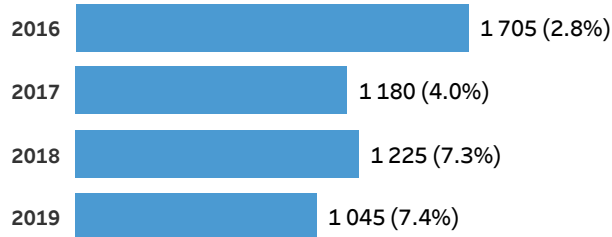
SOURCE: Eurostat (migr\_asyresa)



## UNACCOMPANIED MINORS

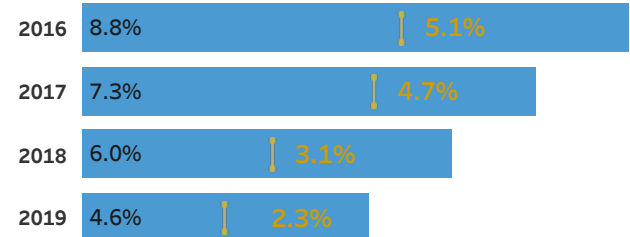
### Unaccompanied Minors applying for asylum in the country (and % of total applications from Unaccompanied Minors in EU)

SOURCE: Eurostat (migr\_asyunaa)



### Unaccompanied Minors as % of first asylum applications (in the country and in EU)

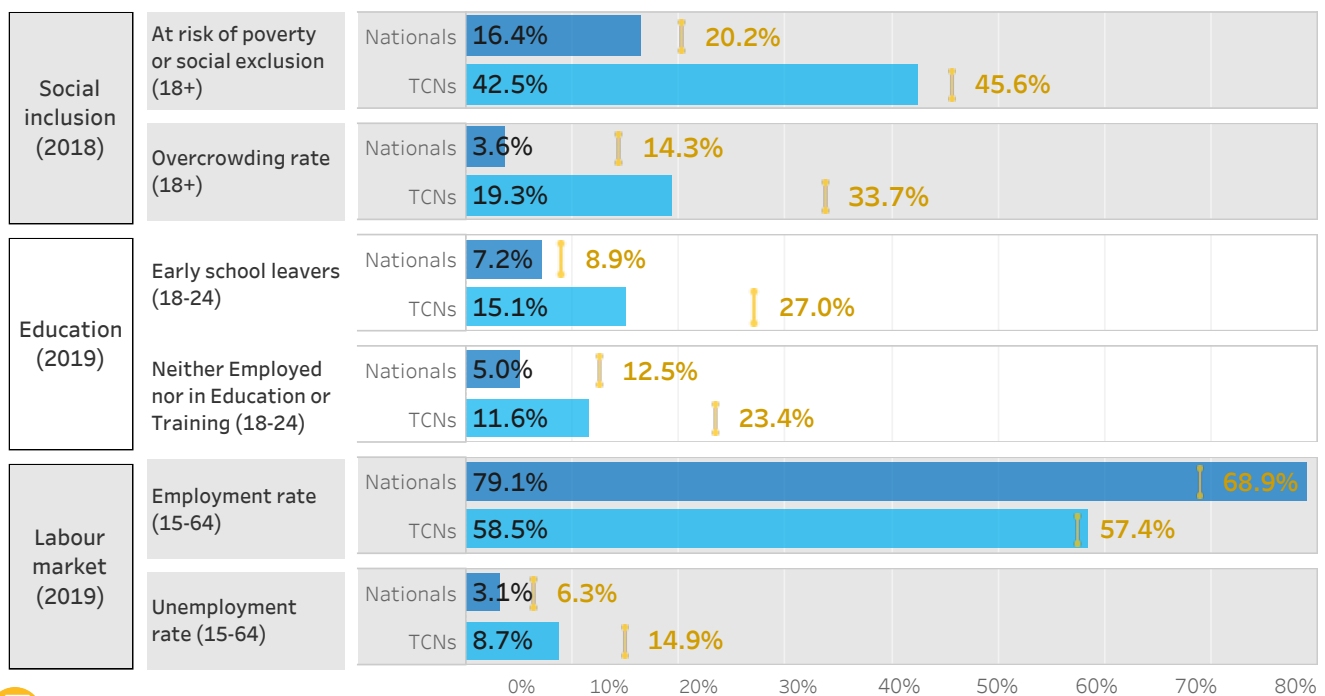
SOURCE: Eurostat (migr\_asyunaa)



## INTEGRATION

### Integration indicators for nationals of the country (blue) and Third-Country Nationals (TCNs - light blue) in the country (when available). The same indicator is provided in yellow for EU. Data are relative to the last year available.

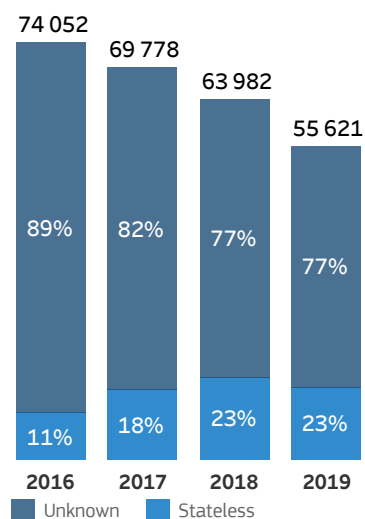
SOURCE: Eurostat (ilc\_peps05, ilc\_lvho15, edat\_lfse\_01, edat\_lfse\_23, lfsa\_ergan, lfsa\_urgan)



## CITIZENSHIP AND STATELESSNESS

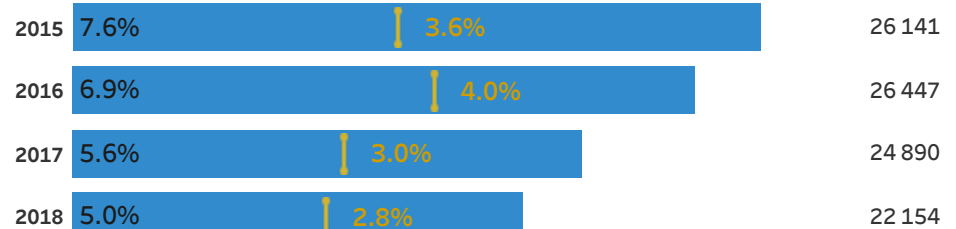
### Stateless, Recogn. Non-Citizens (RNC) and Unknown Citizens

SOURCE: Eurostat (migr\_pop1ctza)



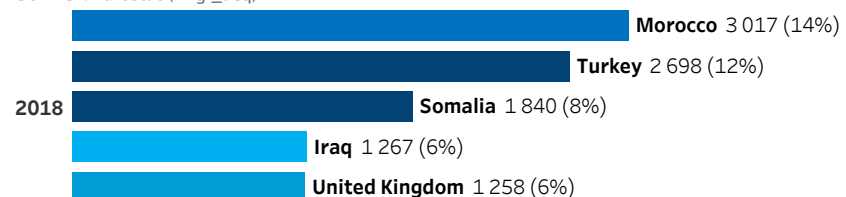
### Third-Country Nationals who have acquired citizenship as a share of total Third-Country Nationals (in the country and in the EU) and in absolute number

SOURCE: Eurostat (migr\_acqs, migr\_acq)



### Top 5 nationalities by number of citizenship acquisition in 2018: absolute number and % of total acquisitions in the country by Third-Country Nationals

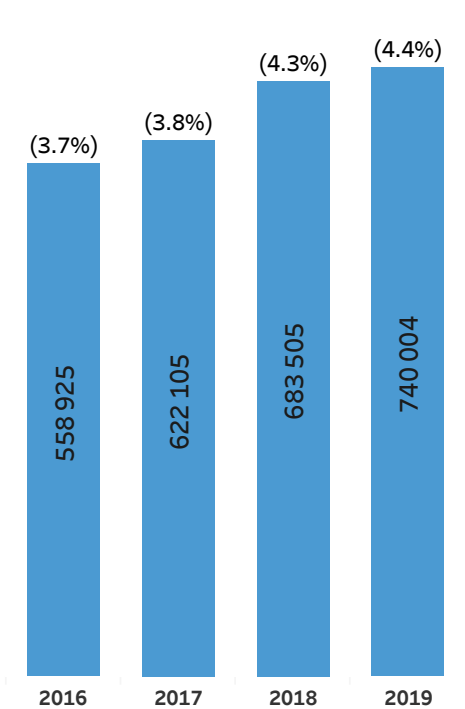
SOURCE: Eurostat (migr\_acq)



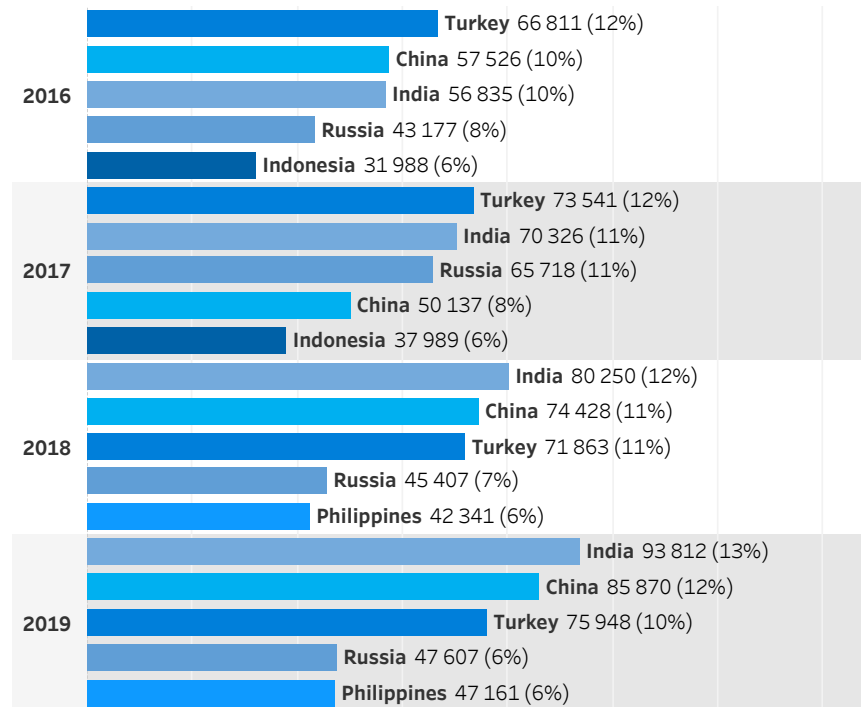
## BORDERS, SCHENGEN AND VISAS

SOURCE: DG Migration and Home Affairs (complete statistics on short-stay visas applications to Schengen States)

Lodged short-term Visa app. (% of Schengen)

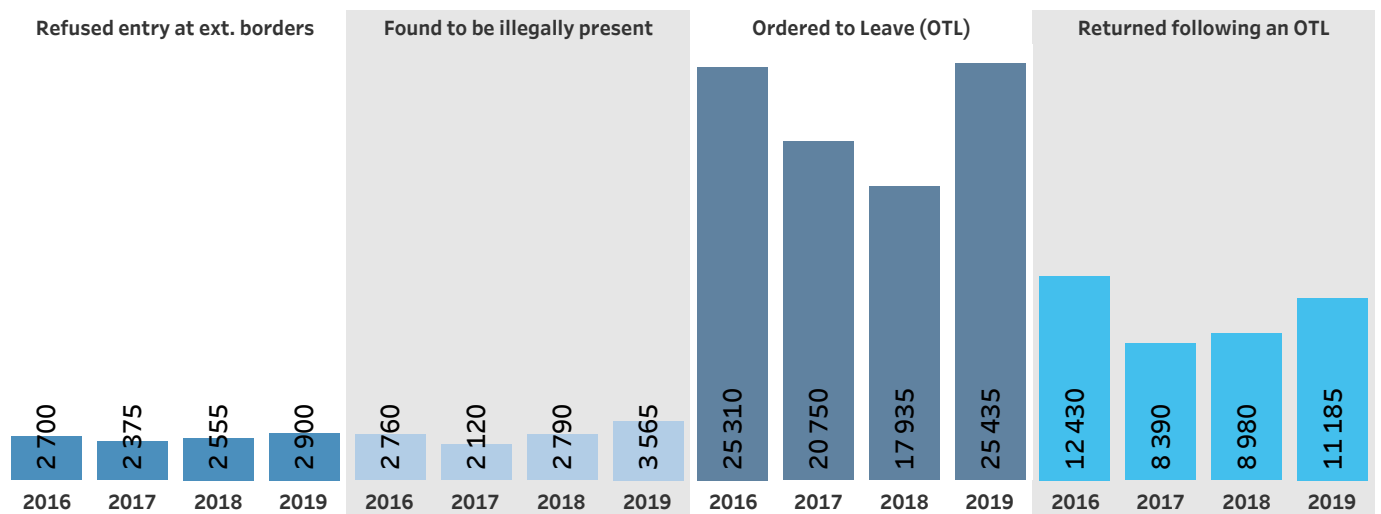


Lodged short-term Visa applications in top 5 consulate countries (% of total app.s)



## IRREGULAR MIGRATION

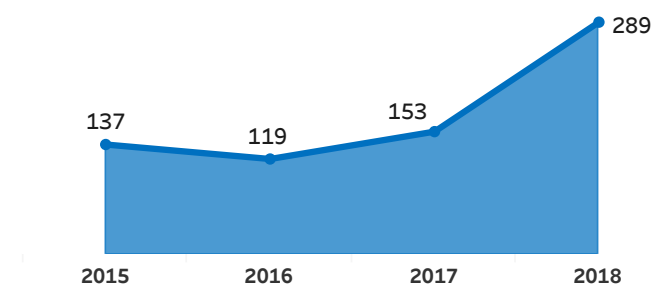
SOURCE: Eurostat (migr\_eirfs, migr\_eipre, migr\_eiord, migr\_eirtn)



## TRAFFICKING IN HUMAN BEINGS

Number of residence permits issued to victims of Trafficking in Human Beings

SOURCE: Eurostat (migr\_resoth)



## RETURN AND READMISSION

Number of Third-Country Nationals who left the territory by type of return

SOURCE: Eurostat (migr\_eirt\_vol)

0 or not available



## GENERAL NOTES

This four-page statistical annex complements the Country Factsheet with relevant migration-related data organised in nine thematic sections. The dashboard-like layout of the annex allows comparability across countries as well as simultaneous visualisation of different indicators.

Whenever data is not available, the relative chart is left blank or indicated with 'N/A'. Data are provided for the latest available year or the latest available four-year period.

The sum of percentages or of individual values might not add up to 100 or to the total value. This is due to rounding and confidence intervals in the original data. A How to Read guide, describing each chart and reporting the sources, is available on the EMN website.

## COLOUR LEGEND

Whenever not specified, the following colour legend is adopted. Colours for multiple nationalities are randomly chosen.

■ data relative to Norway

■ data relative to EU

## LEGAL MIGRATION AND MOBILITY

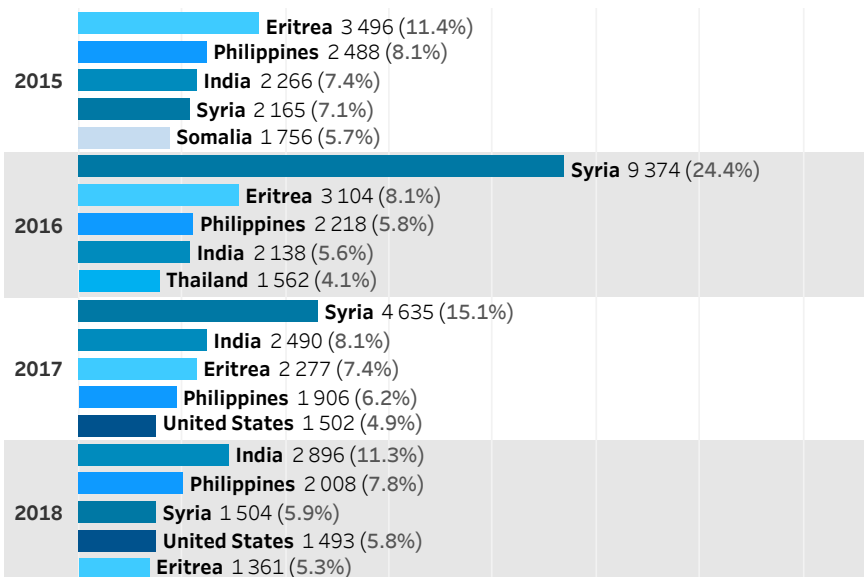
### Third-Country Nationals (TCNs) as % of total population (in the country and in the EU)

SOURCE: Eurostat (migr\_pop1ctz)



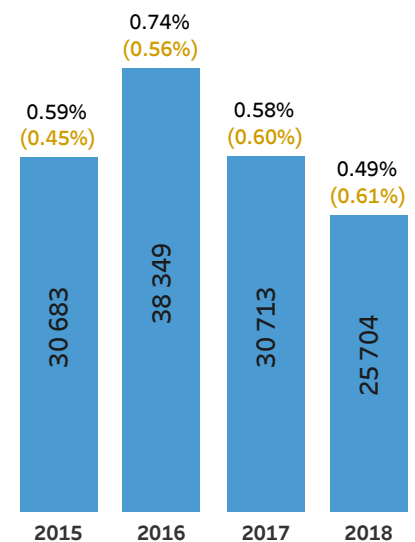
### Top 5 nationalities of number of first residence permits annually issued: number of permits and % of total annual permits

SOURCE: Eurostat (migr\_resfirst)



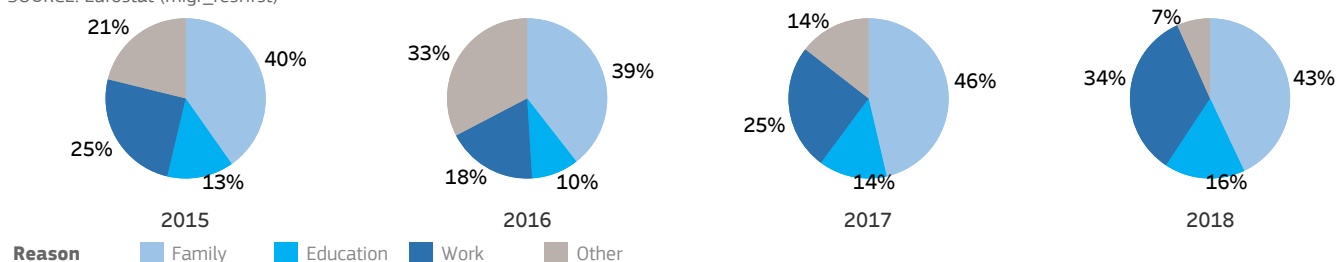
### First residence permits annually issued: tot. num. and % of tot. pop. in the country (and EU)

SOURCE: Eurostat (migr\_resfirst)



### First residence permits annually issued by reason

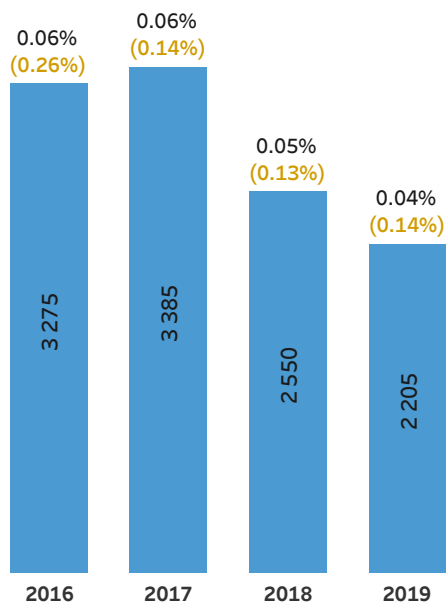
SOURCE: Eurostat (migr\_resfirst)



## INTERNATIONAL PROTECTION INCLUDING ASYLUM

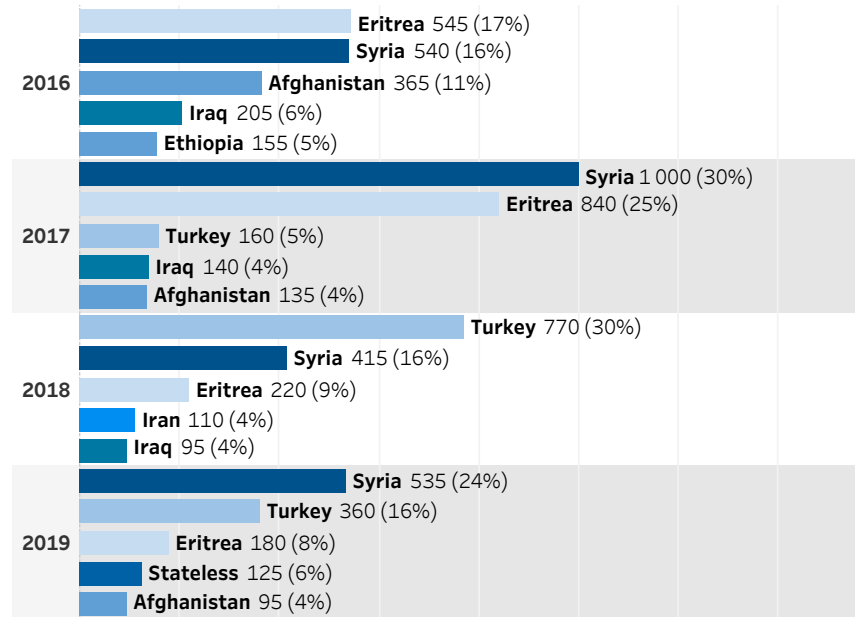
### First-time asylum applications: total num. and as % of population in the country (and in EU)

SOURCE: Eurostat (migr\_asyappctza, migr\_pop1ctz)



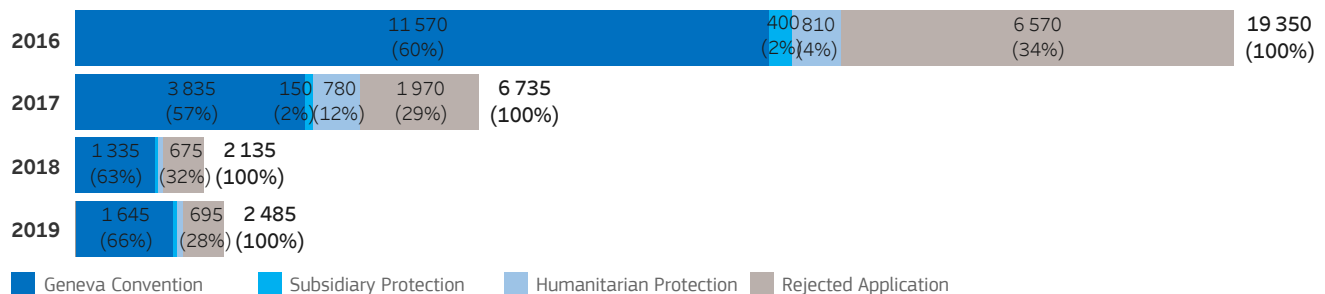
### Top 5 nationalities of annual number of first-time asylum applications: number of applications and % of total first-time annual applications

SOURCE: Eurostat (migr\_asyappctza)



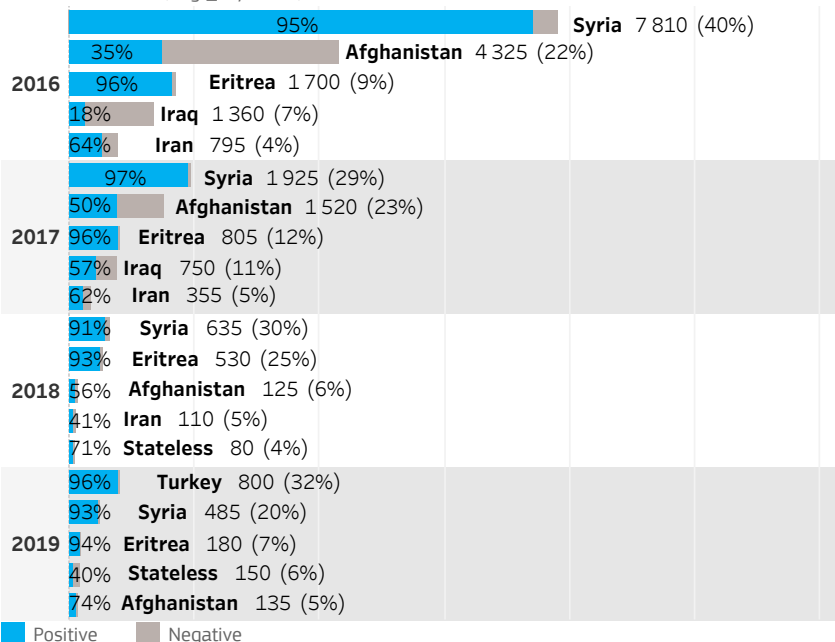
### Number of first-instance asylum decisions by outcome (% of total decisions)

SOURCE: Eurostat (migr\_asydcfsta)



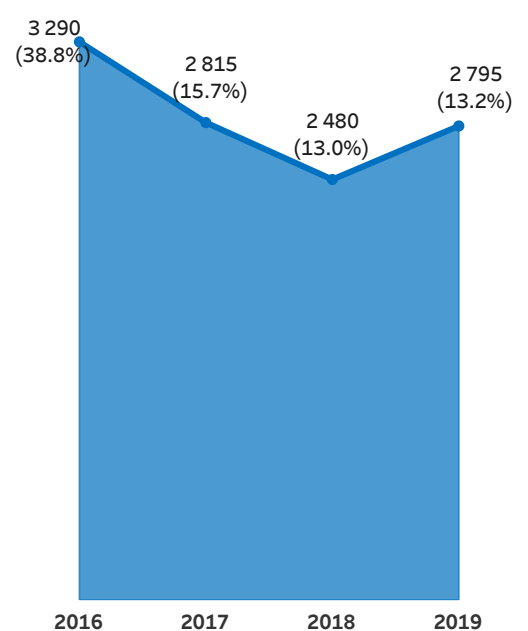
### Top 5 nationalities of annual number of first-instance decisions: number of decisions (% of total decisions in the country) and % of positive outcome

SOURCE: Eurostat (migr\_asydcfsta)



### Third-Country Nationals resettled: absolute number and as % of total resettled in EU

SOURCE: Eurostat (migr\_asyresa)

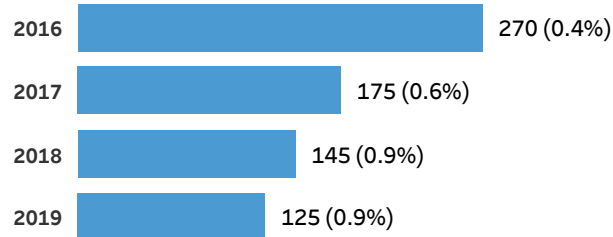




## UNACCOMPANIED MINORS

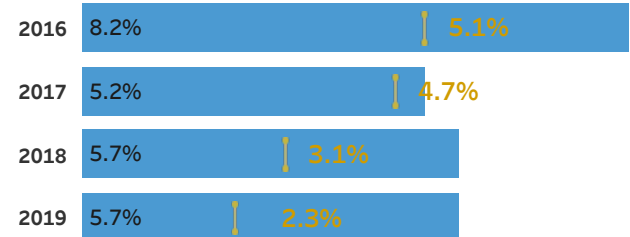
### Unaccompanied Minors applying for asylum in the country (and % of total applications from Unaccompanied Minors in EU)

SOURCE: Eurostat (migr\_asyunaa)



### Unaccompanied Minors as % of first asylum applications (in the country and in EU)

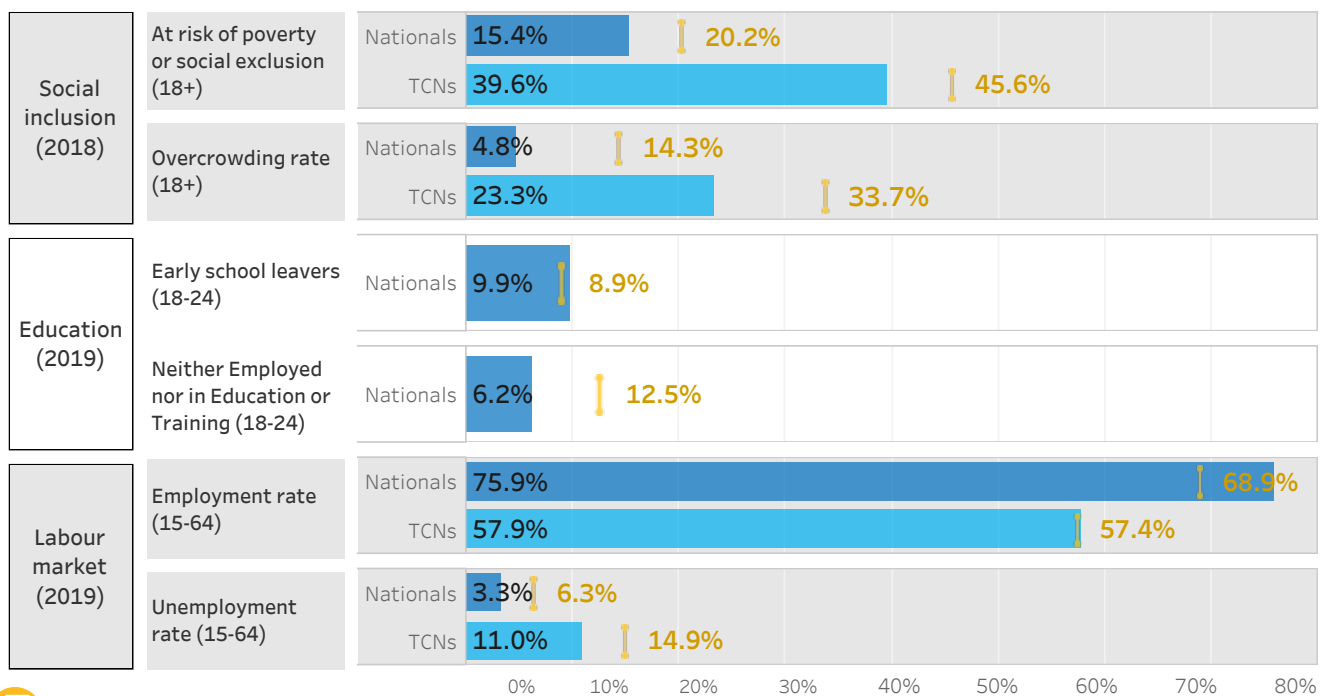
SOURCE: Eurostat (migr\_asyunaa)



## INTEGRATION

Integration indicators for nationals of the country (blue) and Third-Country Nationals (TCNs - light blue) in the country (when available). The same indicator is provided in yellow for EU. Data are relative to the last year available.

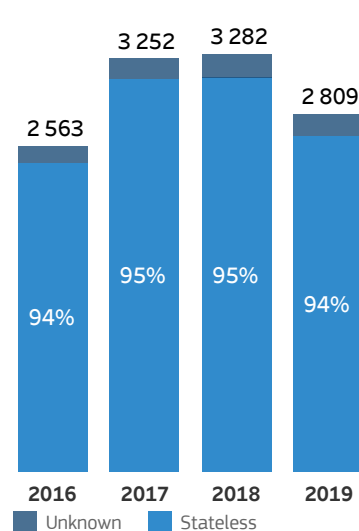
SOURCE: Eurostat (ilc\_peps05, ilc\_lvho15, edat\_lfse\_01, edat\_lfse\_23, lfsa\_ergan, lfsa\_urgan)



## CITIZENSHIP AND STATELESSNESS

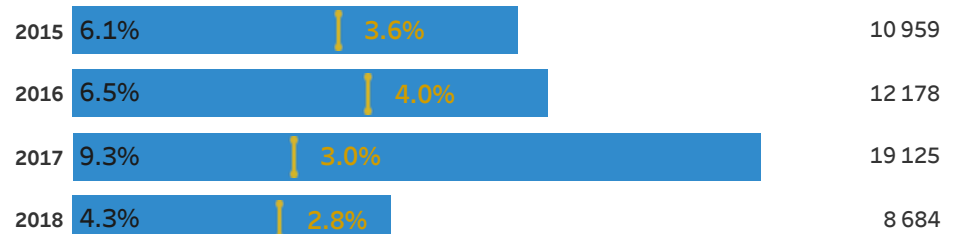
### Stateless, Recogn. Non-Citizens (RNC) and Unknown Citizens

SOURCE: Eurostat (migr\_pop1ctza)



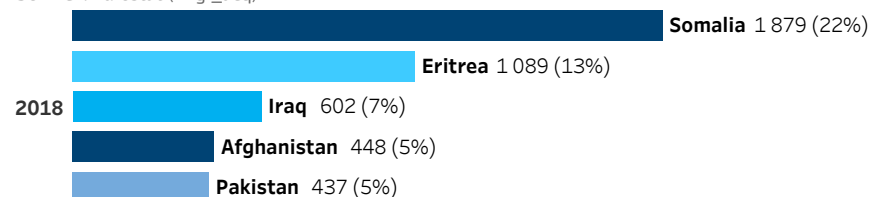
### Third-Country Nationals who have acquired citizenship as a share of total Third-Country Nationals (in the country and in the EU) and in absolute number

SOURCE: Eurostat (migr\_acqs, migr\_acq)



### Top 5 nationalities by number of citizenship acquisition in 2018: absolute number and % of total acquisitions in the country by Third-Country Nationals

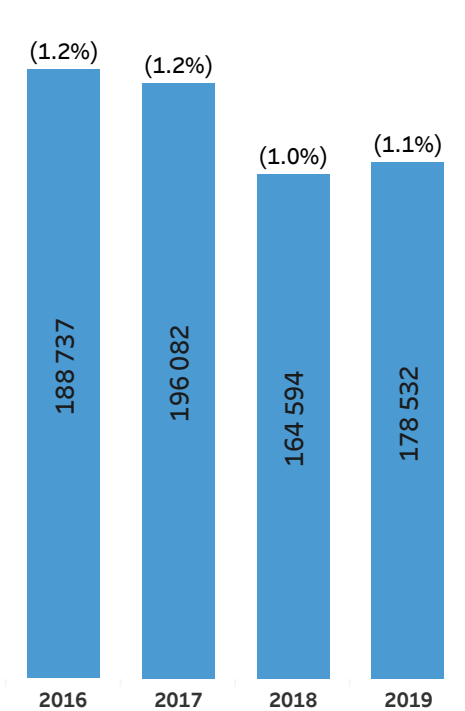
SOURCE: Eurostat (migr\_acq)



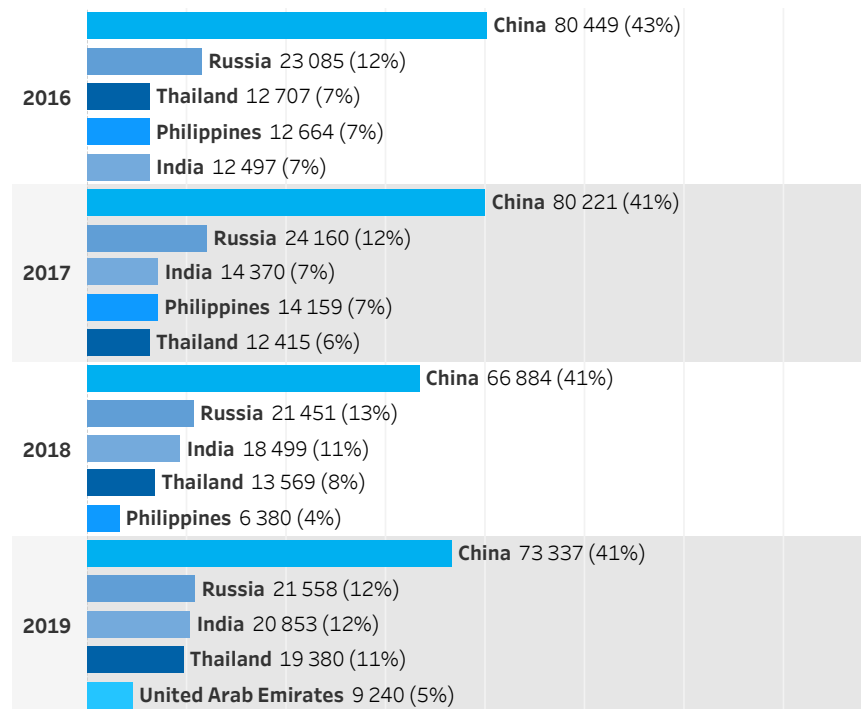
## BORDERS, SCHENGEN AND VISAS

SOURCE: DG Migration and Home Affairs (complete statistics on short-stay visas applications to Schengen States)

Lodged short-term Visa app. (% of Schengen)

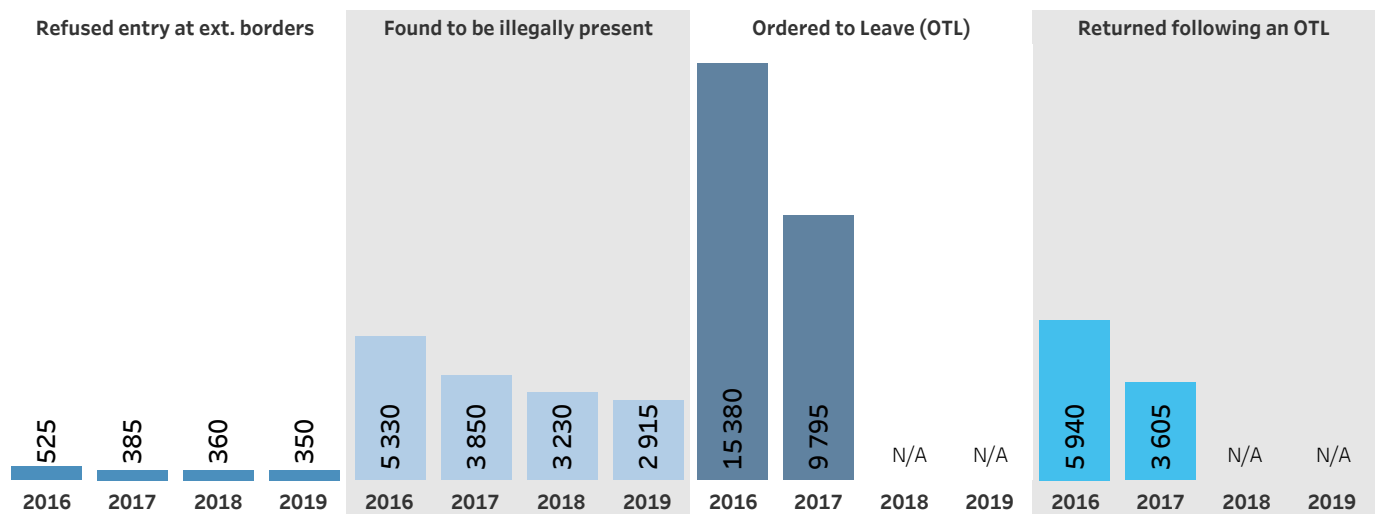


Lodged short-term Visa applications in top 5 consulate countries (% of total apps)



## IRREGULAR MIGRATION

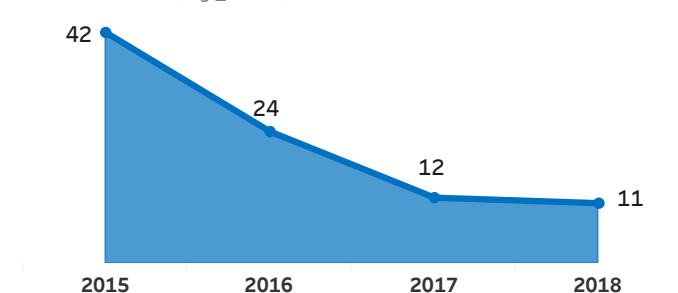
SOURCE: Eurostat (migr\_eirfs, migr\_eipre, migr\_eiord, migr\_eirtn)



## TRAFFICKING IN HUMAN BEINGS

Number of residence permits issued to victims of Trafficking in Human Beings

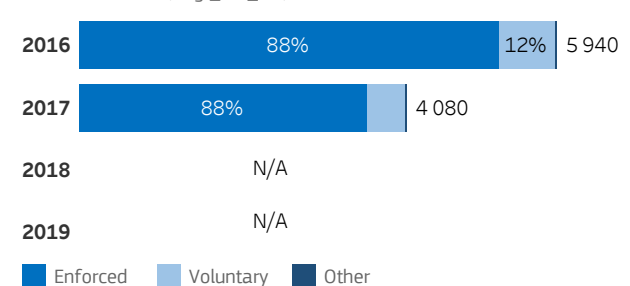
SOURCE: Eurostat (migr\_resoth)



## RETURN AND READMISSION

Number of Third-Country Nationals who left the territory by type of return

SOURCE: Eurostat (migr\_eirt\_vol)





**GENERAL NOTES**

This four-page statistical annex complements the Country Factsheet with relevant migration-related data organised in nine thematic sections. The dashboard-like layout of the annex allows comparability across countries as well as simultaneous visualisation of different indicators.

Whenever data is not available, the relative chart is left blank or indicated with 'N/A'. Data are provided for the latest available year or the latest available four-year period.

The sum of percentages or of individual values might not add up to 100 or to the total value. This is due to rounding and confidence intervals in the original data. A How to Read guide, describing each chart and reporting the sources, is available on the EMN website.

**COLOUR LEGEND**

Whenever not specified, the following colour legend is adopted. Colours for multiple nationalities are randomly chosen.

■ data relative to Poland

■ data relative to EU

**LEGAL MIGRATION AND MOBILITY**

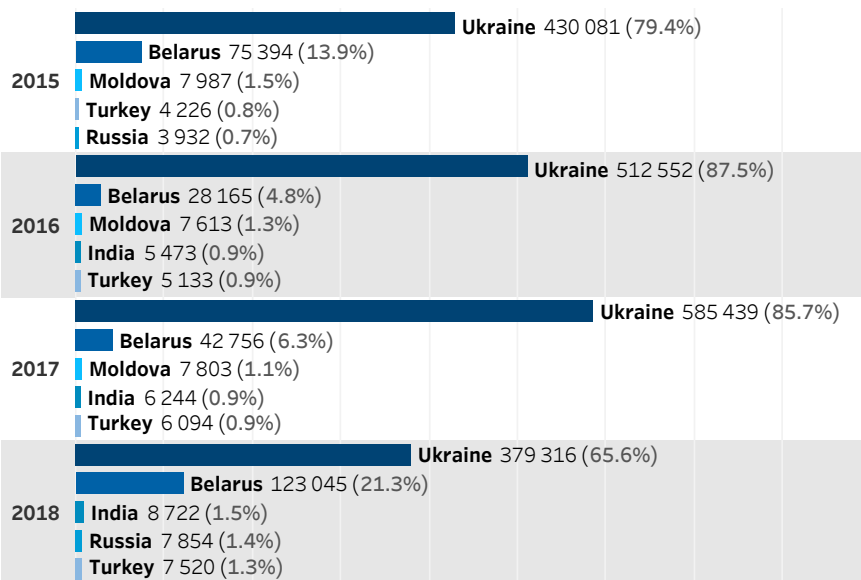
**Third-Country Nationals (TCNs) as % of total population (in the country and in the EU)**

SOURCE: Eurostat (migr\_pop1ctz)



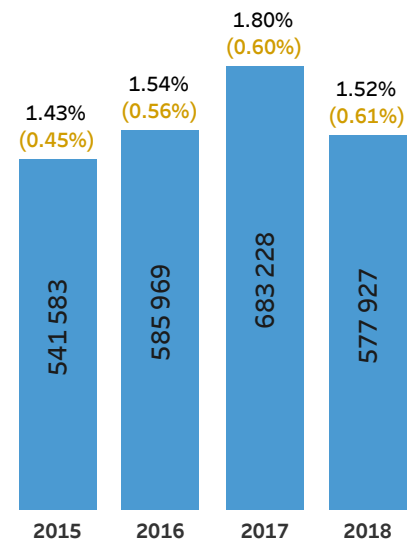
**Top 5 nationalities of number of first residence permits annually issued: number of permits and % of total annual permits**

SOURCE: Eurostat (migr\_resfirst)



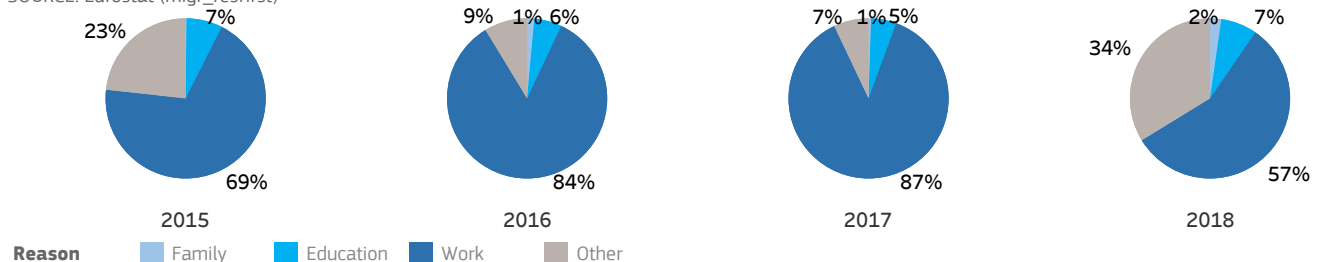
**First residence permits annually issued: tot. num. and % of tot. pop. in the country (and EU)**

SOURCE: Eurostat (migr\_resfirst)



**First residence permits annually issued by reason**

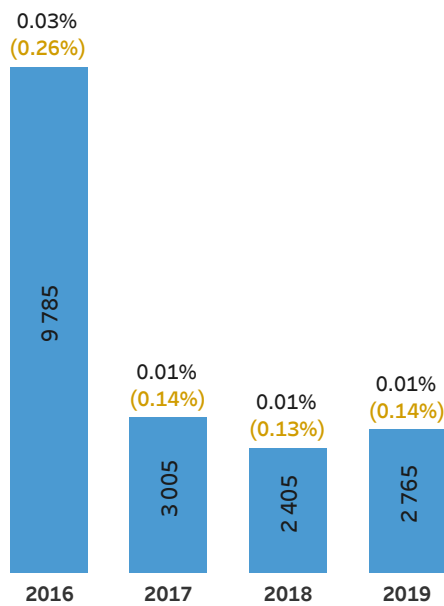
SOURCE: Eurostat (migr\_resfirst)



**INTERNATIONAL PROTECTION INCLUDING ASYLUM**

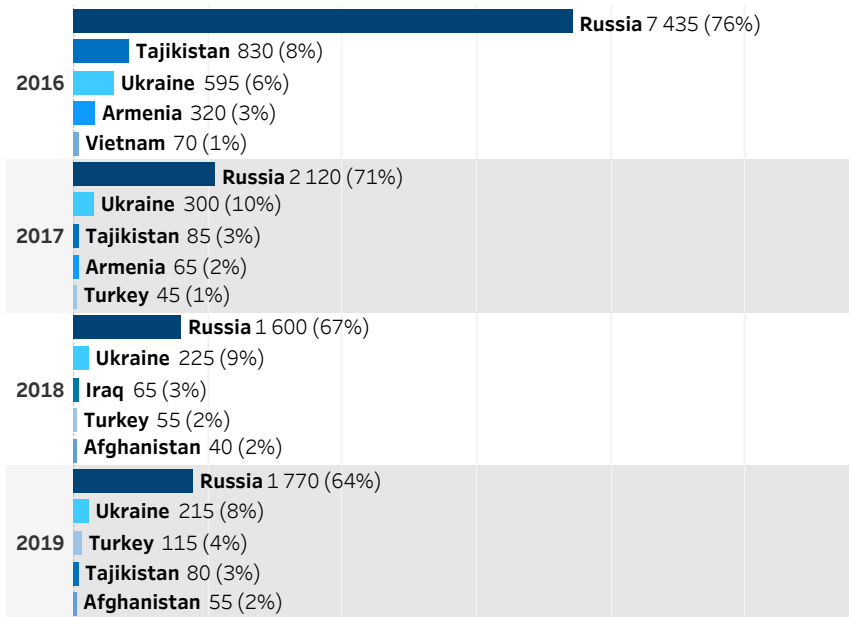
**First-time asylum applications: total num. and as % of population in the country (and in EU)**

SOURCE: Eurostat (migr\_asyappctza, migr\_pop1ctz)



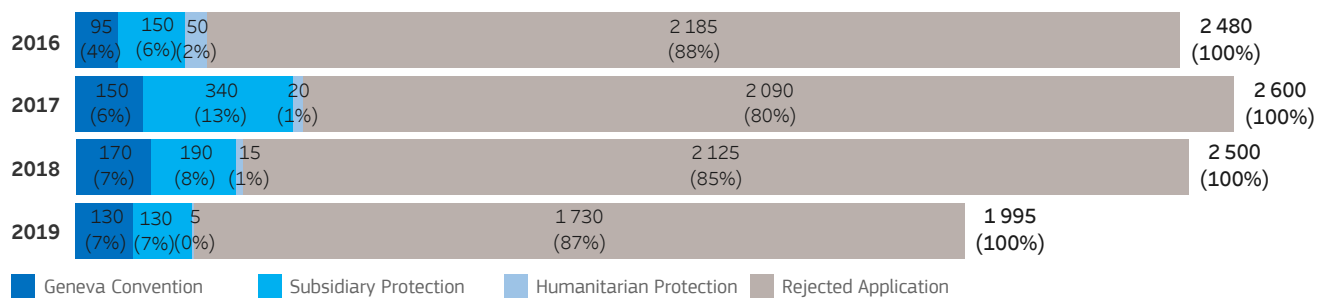
**Top 5 nationalities of annual number of first-time asylum applications: number of applications and % of total first-time annual applications**

SOURCE: Eurostat (migr\_asyappctza)



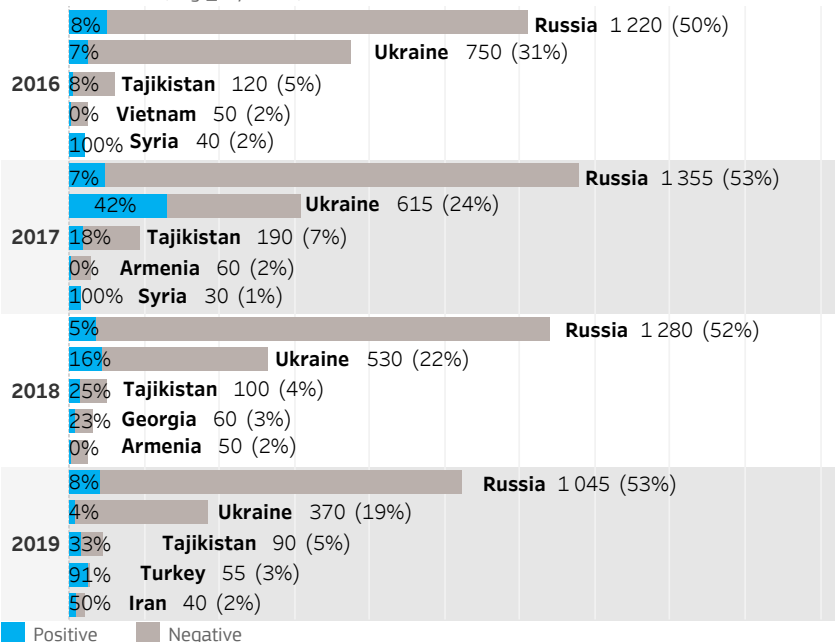
**Number of first-instance asylum decisions by outcome (% of total decisions)**

SOURCE: Eurostat (migr\_asydcfsta)



**Top 5 nationalities of annual number of first-instance decisions: number of decisions (% of total decisions in the country) and % of positive outcome**

SOURCE: Eurostat (migr\_asydcfsta)



**Third-Country Nationals resettled: absolute number and as % of total resettled in EU**

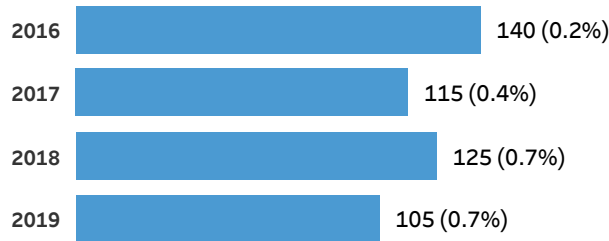
SOURCE: Eurostat (migr\_asyresa)

0 or not available

### UNACCOMPANIED MINORS

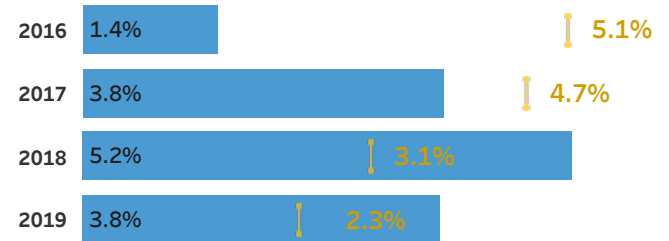
Unaccompanied Minors applying for asylum in the country (and % of total applications from Unaccompanied Minors in EU)

SOURCE: Eurostat (migr\_asyunaa)



Unaccompanied Minors as % of first asylum applications (in the country and in EU)

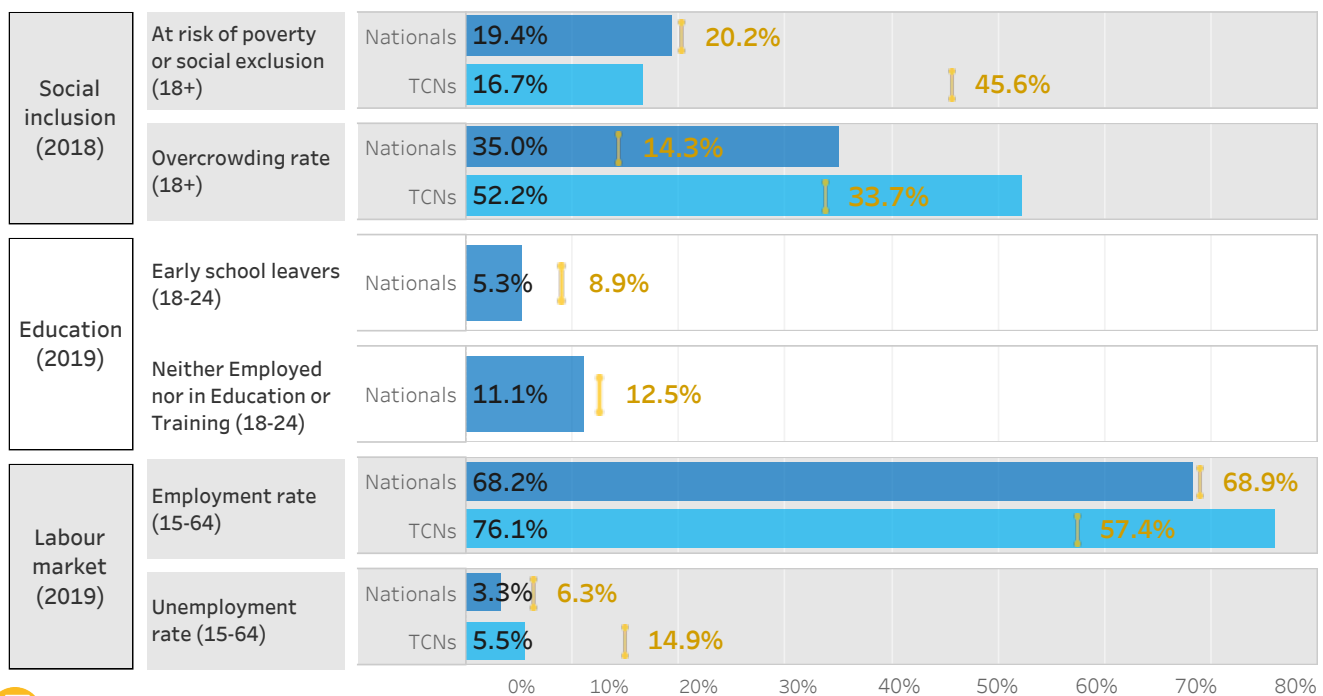
SOURCE: Eurostat (migr\_asyunaa)



### INTEGRATION

Integration indicators for nationals of the country (blue) and Third-Country Nationals (TCNs - light blue) in the country (when available). The same indicator is provided in yellow for EU. Data are relative to the last year available.

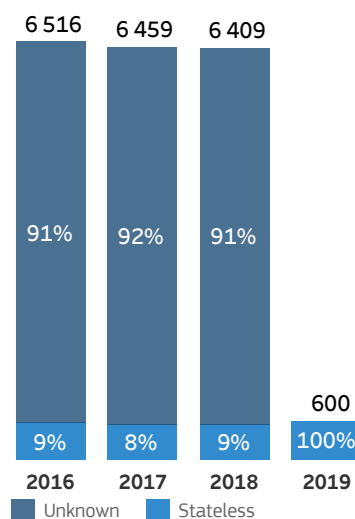
SOURCE: Eurostat (ilc\_peps05, ilc\_lvho15, edat\_lfse\_01, edat\_lfse\_23, lfsa\_ergan, lfsa\_urgan)



### CITIZENSHIP AND STATELESSNESS

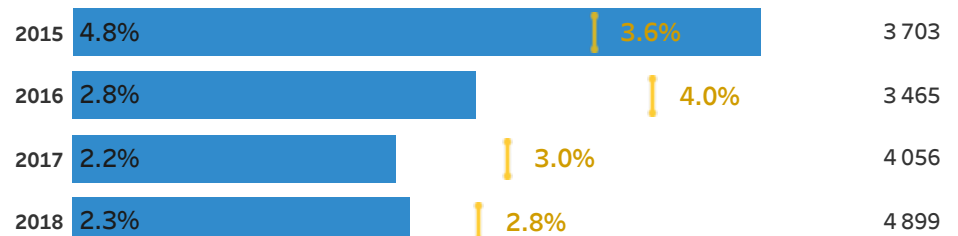
Stateless, Recogn. Non-Citizens (RNC) and Unknown Citizens

SOURCE: Eurostat (migr\_pop1ctza)



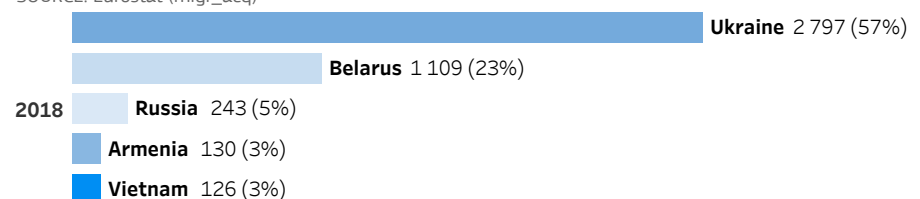
Third-Country Nationals who have acquired citizenship as a share of total Third-Country Nationals (in the country and in the EU) and in absolute number

SOURCE: Eurostat (migr\_acqs, migr\_acq)



Top 5 nationalities by number of citizenship acquisition in 2018: absolute number and % of total acquisitions in the country by Third-Country Nationals

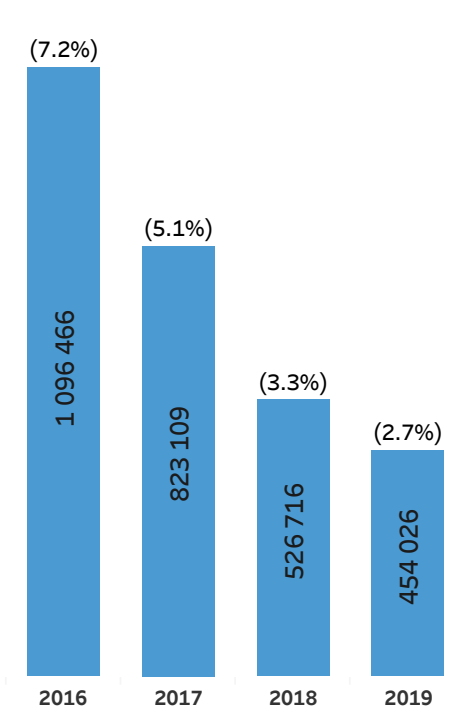
SOURCE: Eurostat (migr\_acq)



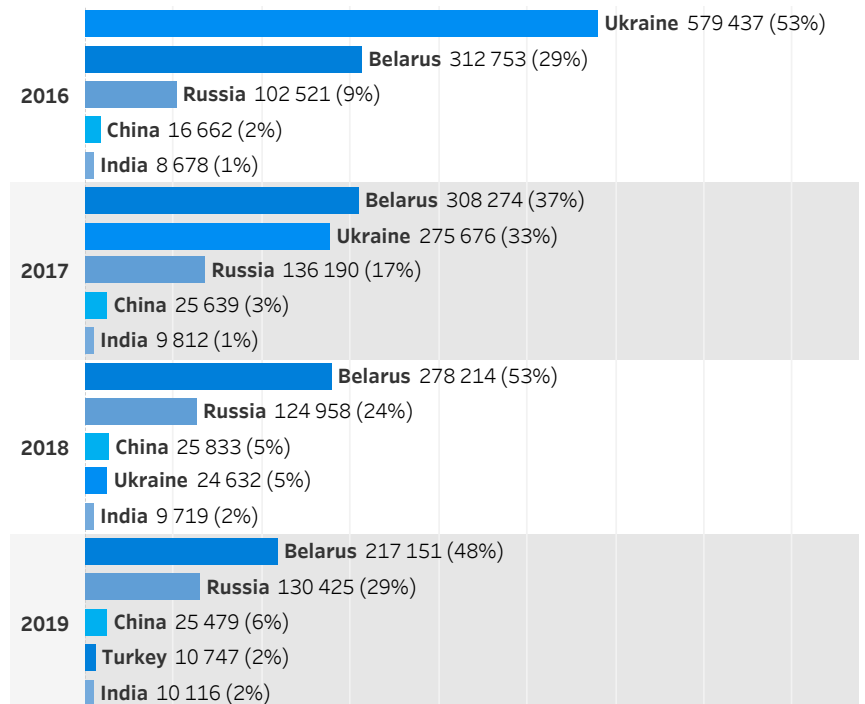
## BORDERS, SCHENGEN AND VISAS

SOURCE: DG Migration and Home Affairs (complete statistics on short-stay visas applications to Schengen States)

Lodged short-term Visa app. (% of Schengen)



Lodged short-term Visa applications in top 5 consulate countries (% of total app.s)



## IRREGULAR MIGRATION

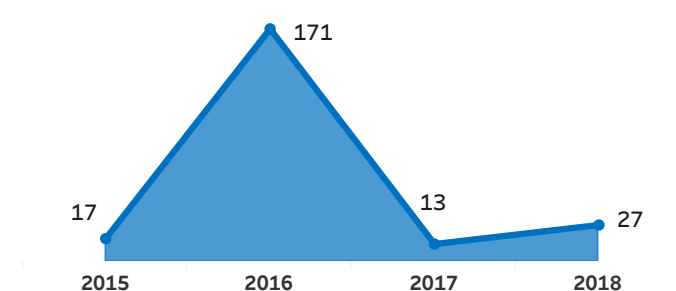
SOURCE: Eurostat (migr\_eirfs, migr\_eipre, migr\_eiord, migr\_eirtn)



## TRAFFICKING IN HUMAN BEINGS

Number of residence permits issued to victims of Trafficking in Human Beings

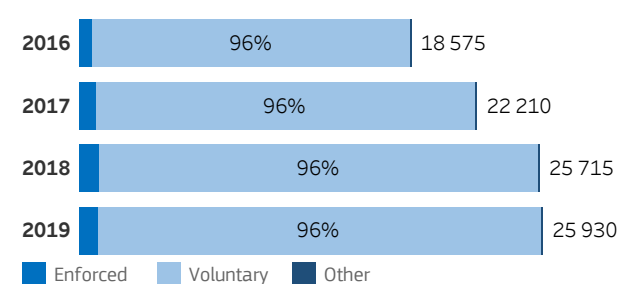
SOURCE: Eurostat (migr\_resoth)



## RETURN AND READMISSION

Number of Third-Country Nationals who left the territory by type of return

SOURCE: Eurostat (migr\_eirt\_vol)





## GENERAL NOTES

This four-page statistical annex complements the Country Factsheet with relevant migration-related data organised in nine thematic sections. The dashboard-like layout of the annex allows comparability across countries as well as simultaneous visualisation of different indicators.

Whenever data is not available, the relative chart is left blank or indicated with 'N/A'. Data are provided for the latest available year or the latest available four-year period.

The sum of percentages or of individual values might not add up to 100 or to the total value. This is due to rounding and confidence intervals in the original data. A How to Read guide, describing each chart and reporting the sources, is available on the EMN website.

## COLOUR LEGEND

Whenever not specified, the following colour legend is adopted. Colours for multiple nationalities are randomly chosen.

■ data relative to Portugal

■ data relative to EU

## LEGAL MIGRATION AND MOBILITY

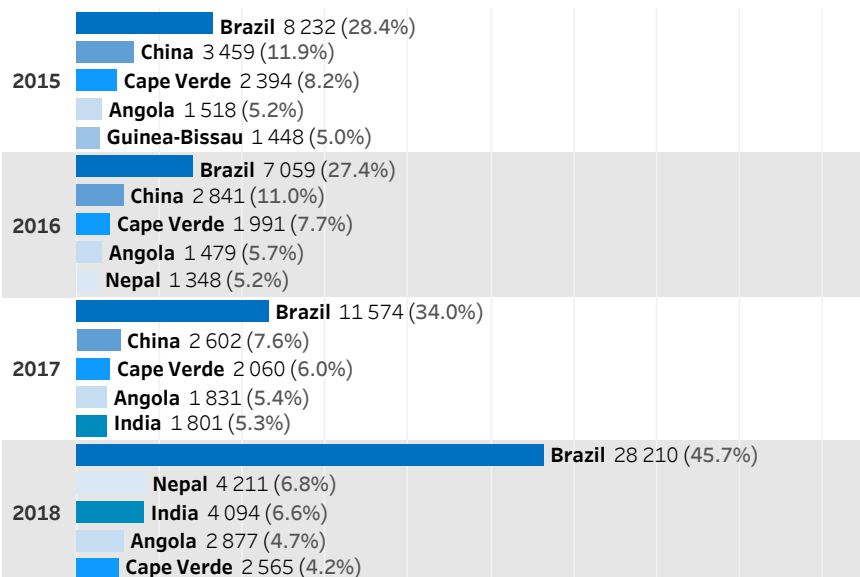
### Third-Country Nationals (TCNs) as % of total population (in the country and in the EU)

SOURCE: Eurostat (migr\_pop1ctz)



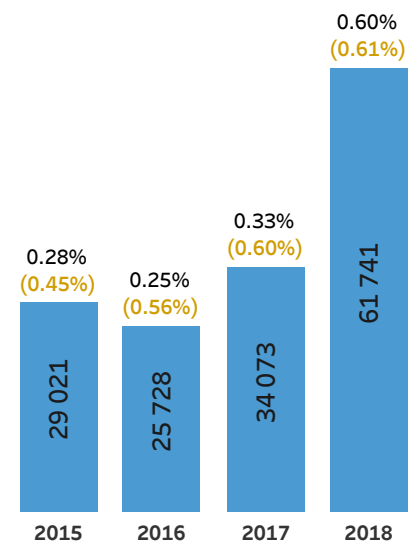
### Top 5 nationalities of number of first residence permits annually issued: number of permits and % of total annual permits

SOURCE: Eurostat (migr\_resfirst)



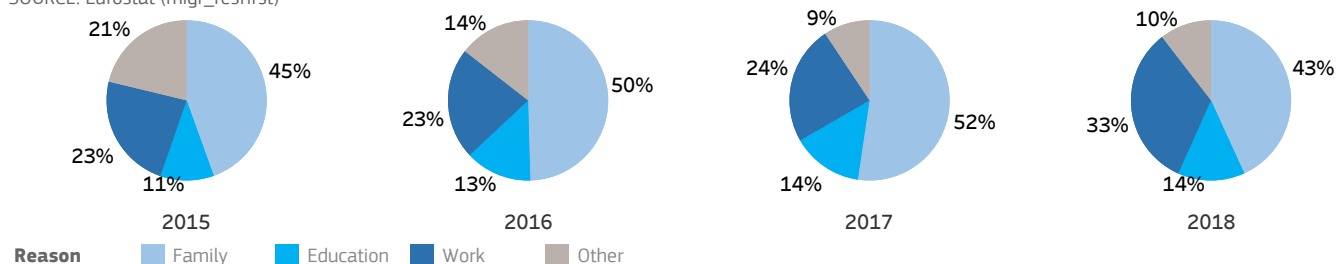
### First residence permits annually issued: tot. num. and % of tot. pop. in the country (and EU)

SOURCE: Eurostat (migr\_resfirst)



### First residence permits annually issued by reason

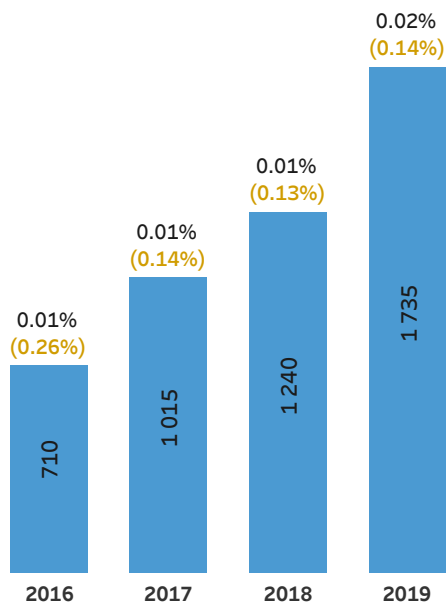
SOURCE: Eurostat (migr\_resfirst)



## INTERNATIONAL PROTECTION INCLUDING ASYLUM

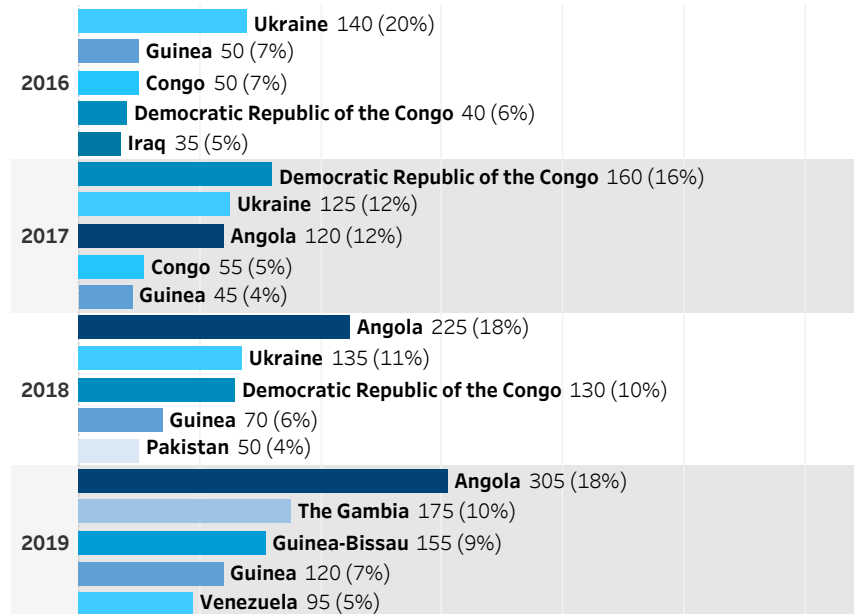
### First-time asylum applications: total num. and as % of population in the country (and in EU)

SOURCE: Eurostat (migr\_asyappctza, migr\_pop1ctz)



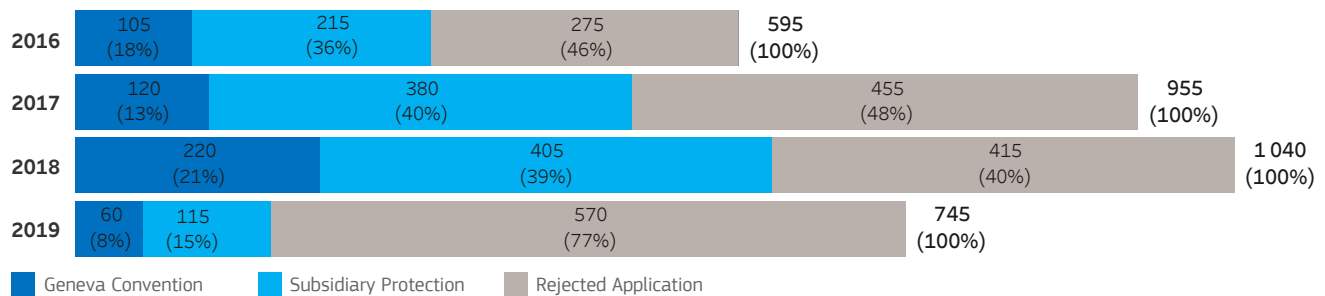
### Top 5 nationalities of annual number of first-time asylum applications: number of applications and % of total first-time annual applications

SOURCE: Eurostat (migr\_asyappctza)



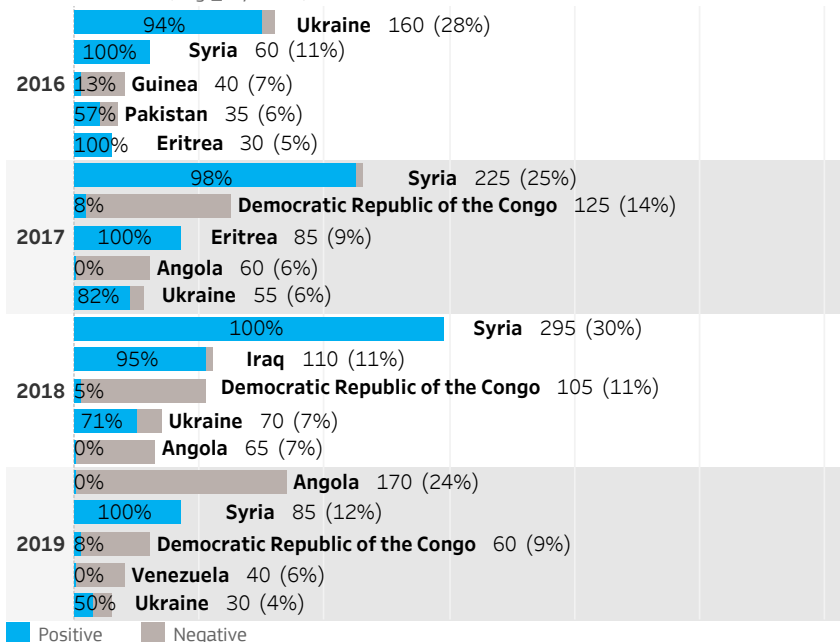
### Number of first-instance asylum decisions by outcome (% of total decisions)

SOURCE: Eurostat (migr\_asydcfsta)



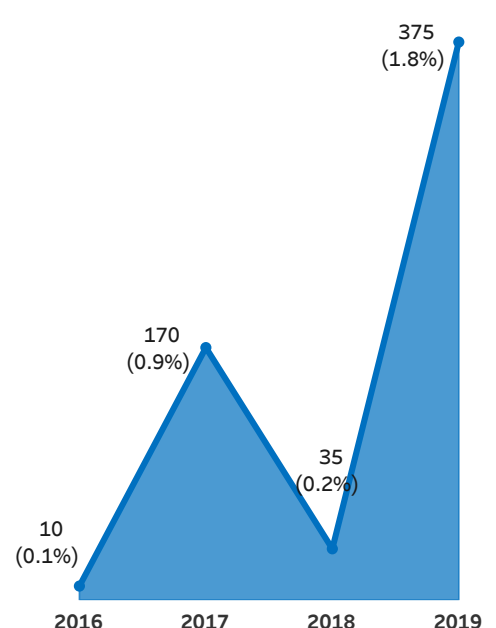
### Top 5 nationalities of annual number of first-instance decisions: number of decisions (% of total decisions in the country) and % of positive outcome

SOURCE: Eurostat (migr\_asydcfsta)



### Third-Country Nationals resettled: absolute number and as % of total resettled in EU

SOURCE: Eurostat (migr\_asyresa)

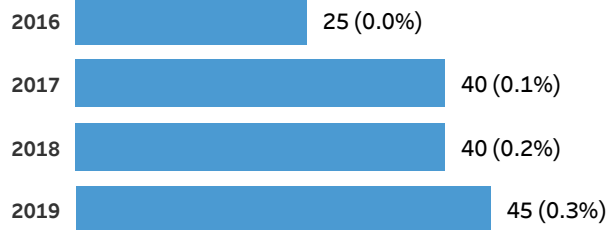




## UNACCOMPANIED MINORS

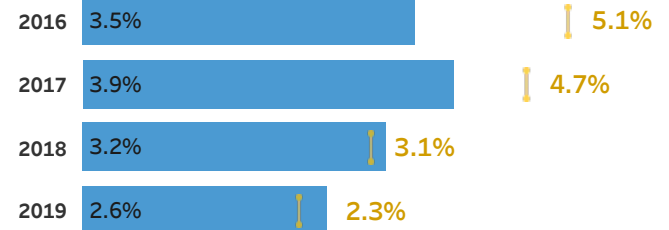
### Unaccompanied Minors applying for asylum in the country (and % of total applications from Unaccompanied Minors in EU)

SOURCE: Eurostat (migr\_asyunaa)



### Unaccompanied Minors as % of first asylum applications (in the country and in EU)

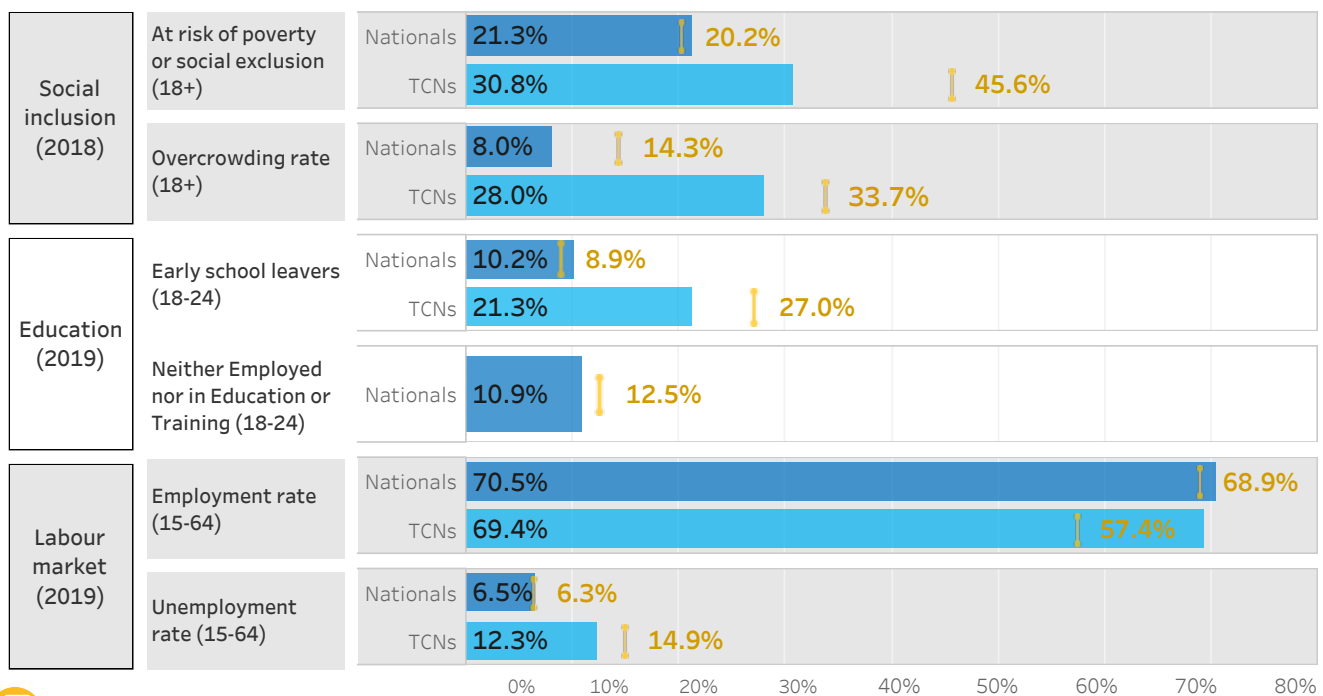
SOURCE: Eurostat (migr\_asyunaa)



## INTEGRATION

Integration indicators for nationals of the country (blue) and Third-Country Nationals (TCNs - light blue) in the country (when available). The same indicator is provided in yellow for EU. Data are relative to the last year available.


SOURCE: Eurostat (ilc\_peps05, ilc\_lvho15, edat\_lfse\_01, edat\_lfse\_23, lfesa\_ergan, lfesa\_urgan)



## CITIZENSHIP AND STATELESSNESS

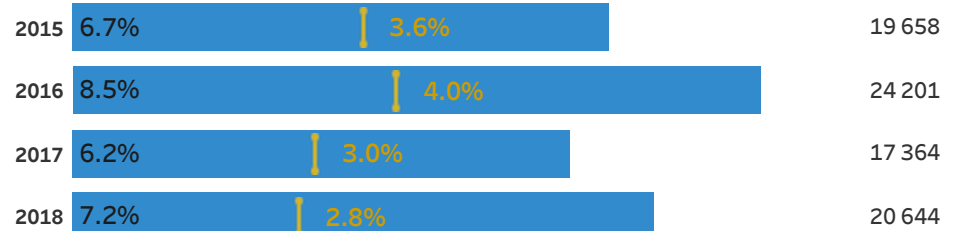
### Stateless, Recogn. Non-Citizens (RNC) and Unknown Citizens

SOURCE: Eurostat (migr\_pop1ctza)



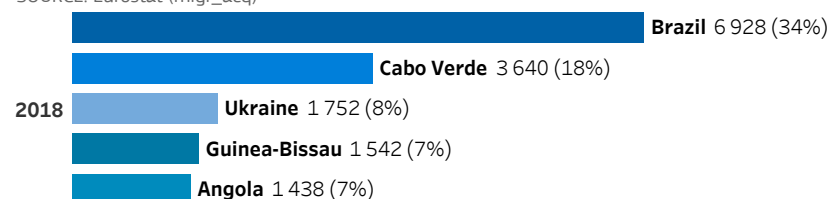
### Third-Country Nationals who have acquired citizenship as a share of total Third-Country Nationals (in the country and in the EU) and in absolute number

SOURCE: Eurostat (migr\_acqs, migr\_acq)



### Top 5 nationalities by number of citizenship acquisition in 2018: absolute number and % of total acquisitions in the country by Third-Country Nationals

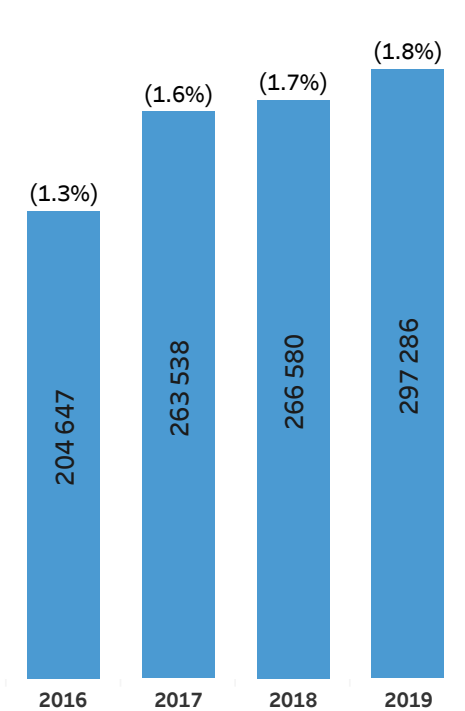
SOURCE: Eurostat (migr\_acq)



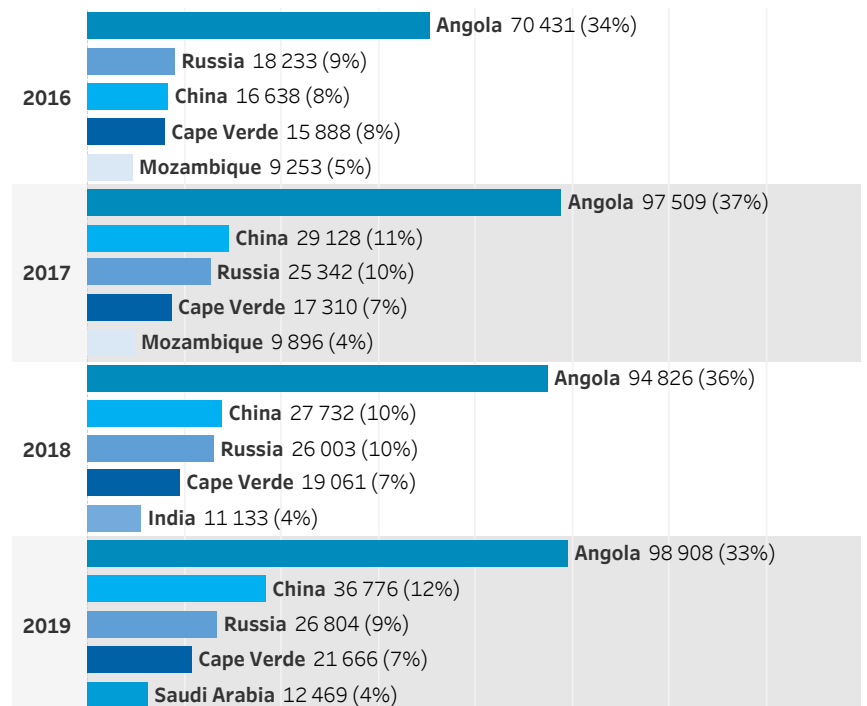
## BORDERS, SCHENGEN AND VISAS

SOURCE: DG Migration and Home Affairs (complete statistics on short-stay visas applications to Schengen States)

Lodged short-term Visa app. (% of Schengen)

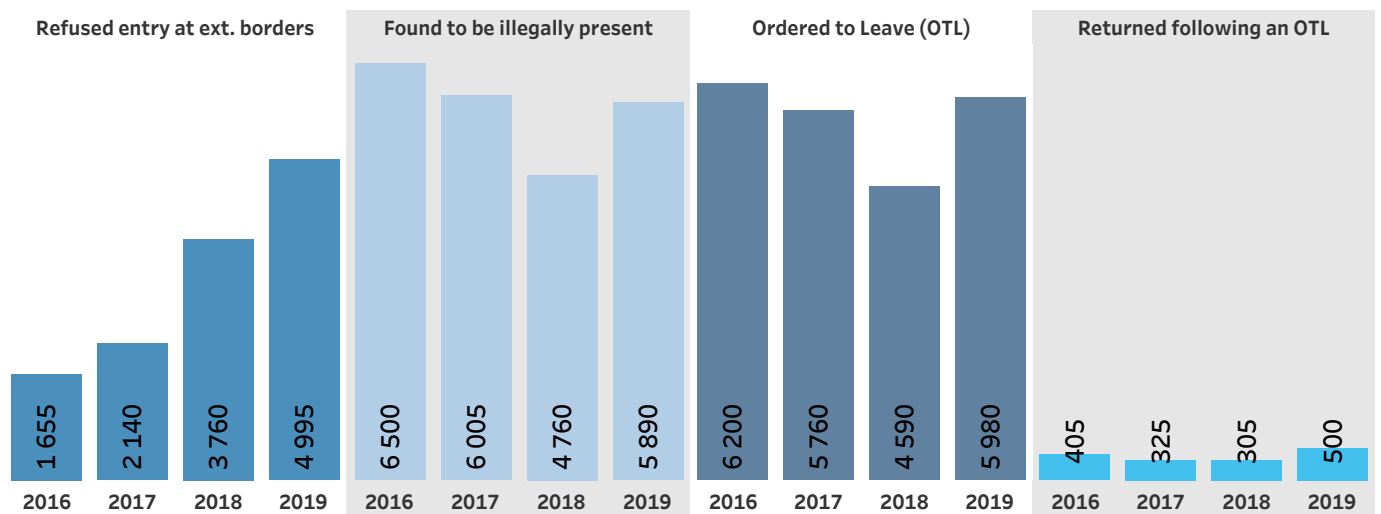


Lodged short-term Visa applications in top 5 consulate countries (% of total app.s)



## IRREGULAR MIGRATION

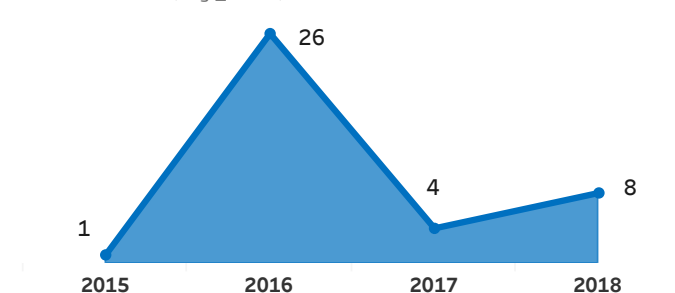
SOURCE: Eurostat (migr\_eirfs, migr\_eipre, migr\_eiord, migr\_eirtn)



## TRAFFICKING IN HUMAN BEINGS

Number of residence permits issued to victims of Trafficking in Human Beings

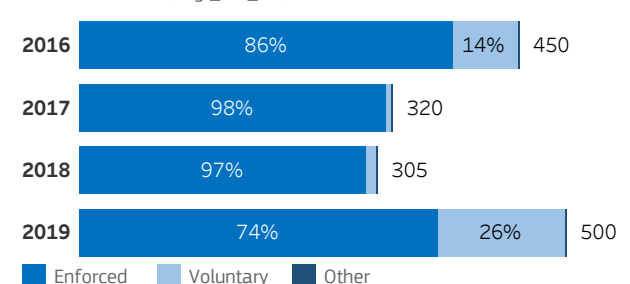
SOURCE: Eurostat (migr\_resoth)



## RETURN AND READMISSION

Number of Third-Country Nationals who left the territory by type of return

SOURCE: Eurostat (migr\_eirt\_vol)





## GENERAL NOTES

This four-page statistical annex complements the Country Factsheet with relevant migration-related data organised in nine thematic sections. The dashboard-like layout of the annex allows comparability across countries as well as simultaneous visualisation of different indicators.

Whenever data is not available, the relative chart is left blank or indicated with 'N/A'. Data are provided for the latest available year or the latest available four-year period.

The sum of percentages or of individual values might not add up to 100 or to the total value. This is due to rounding and confidence intervals in the original data. A How to Read guide, describing each chart and reporting the sources, is available on the EMN website.

## COLOUR LEGEND

Whenever not specified, the following colour legend is adopted. Colours for multiple nationalities are randomly chosen.

■ data relative to Romania

■ data relative to EU

## LEGAL MIGRATION AND MOBILITY

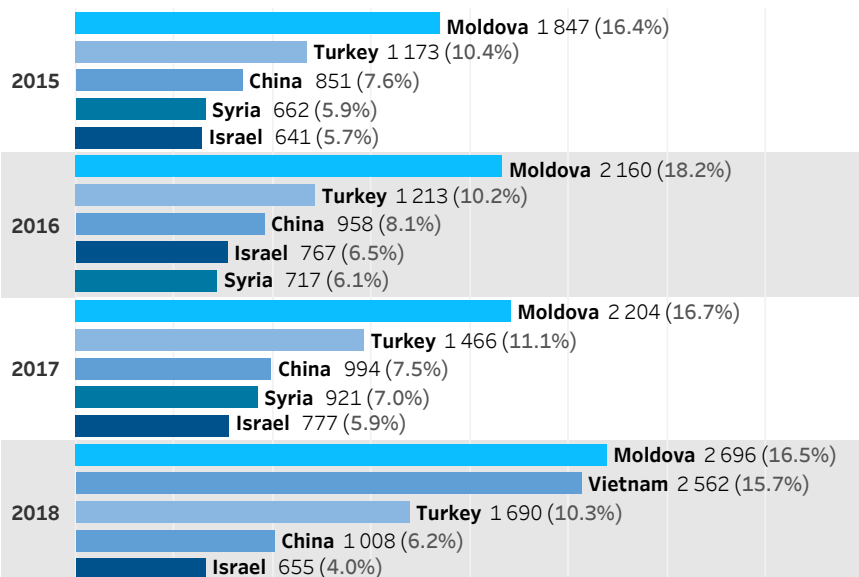
### Third-Country Nationals (TCNs) as % of total population (in the country and in the EU)

SOURCE: Eurostat (migr\_pop1ctz)



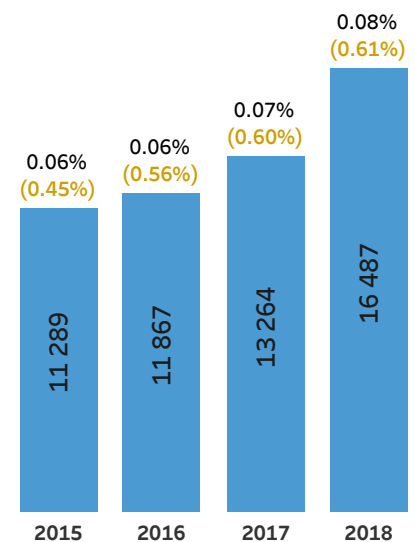
### Top 5 nationalities of number of first residence permits annually issued: number of permits and % of total annual permits

SOURCE: Eurostat (migr\_resfirst)



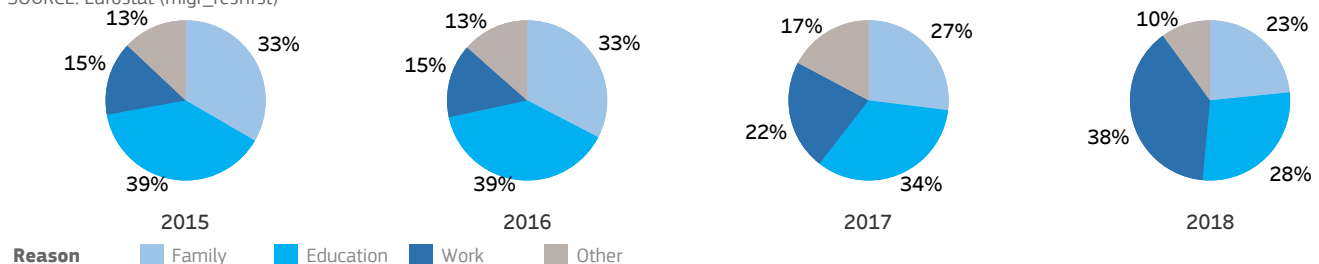
### First residence permits annually issued: tot. num. and % of tot. pop. in the country (and EU)

SOURCE: Eurostat (migr\_resfirst)



### First residence permits annually issued by reason

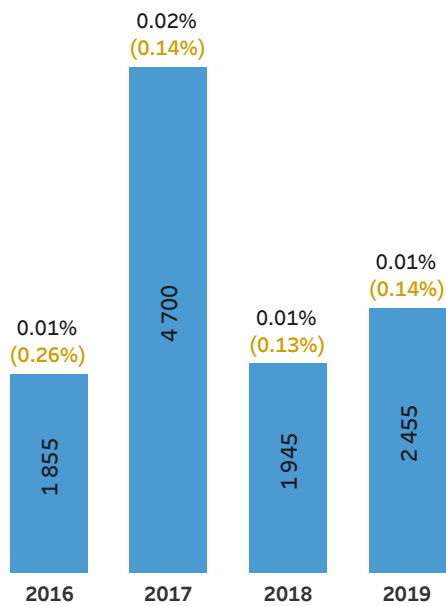
SOURCE: Eurostat (migr\_resfirst)



## INTERNATIONAL PROTECTION INCLUDING ASYLUM

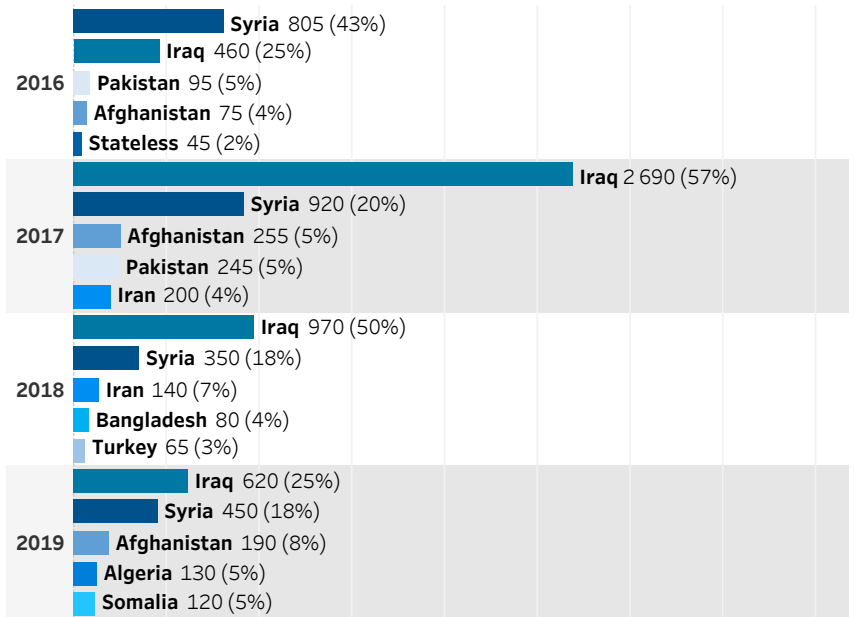
### First-time asylum applications: total num. and as % of population in the country (and in EU)

SOURCE: Eurostat (migr\_asyappctza, migr\_pop1ctz)



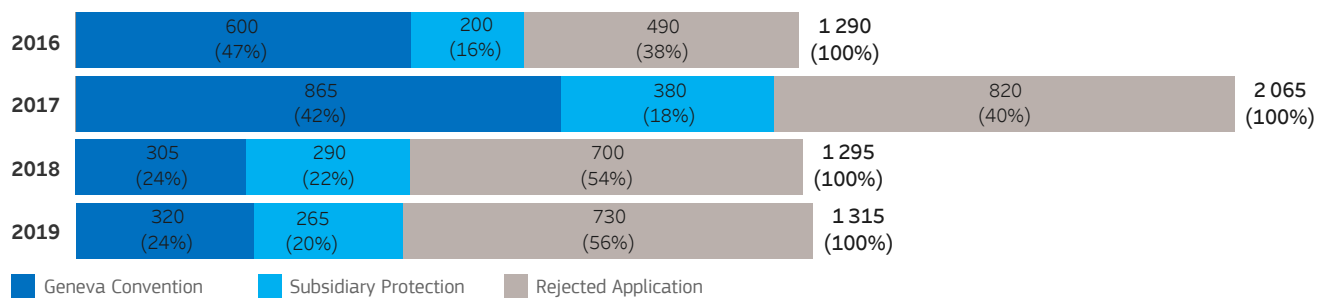
### Top 5 nationalities of annual number of first-time asylum applications: number of applications and % of total first-time annual applications

SOURCE: Eurostat (migr\_asyappctza)



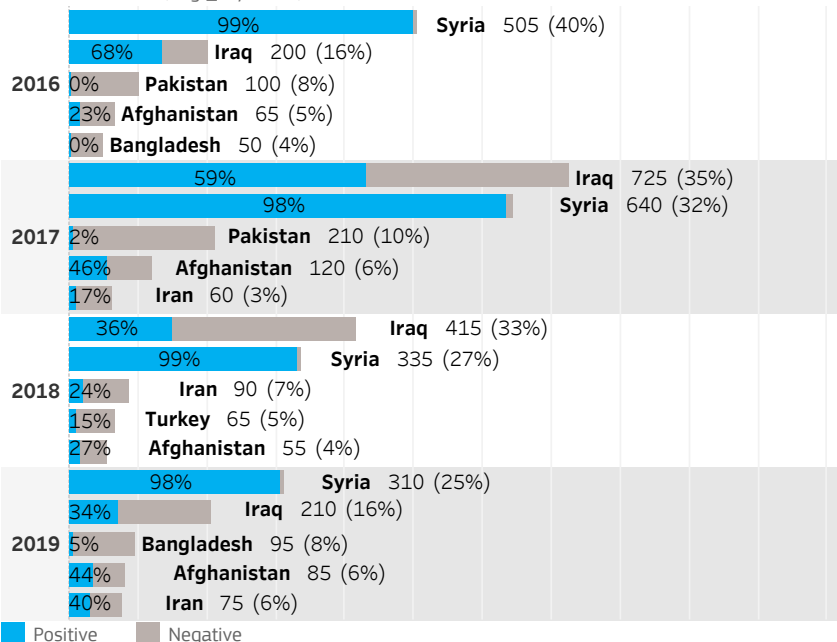
### Number of first-instance asylum decisions by outcome (% of total decisions)

SOURCE: Eurostat (migr\_asydcfsta)



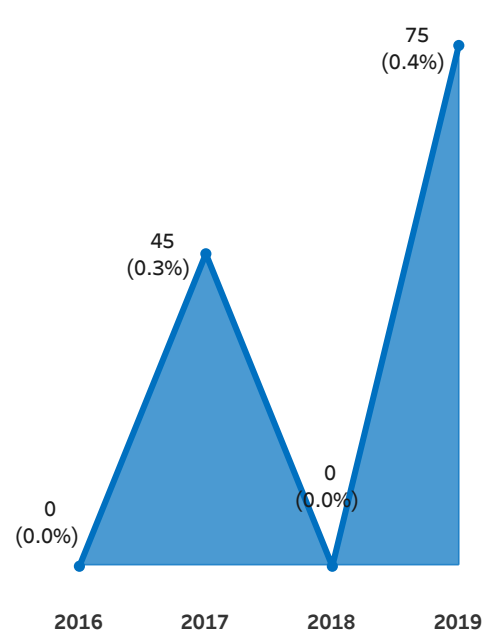
### Top 5 nationalities of annual number of first-instance decisions: number of decisions (% of total decisions in the country) and % of positive outcome

SOURCE: Eurostat (migr\_asydcfsta)



### Third-Country Nationals resettled: absolute number and as % of total resettled in EU

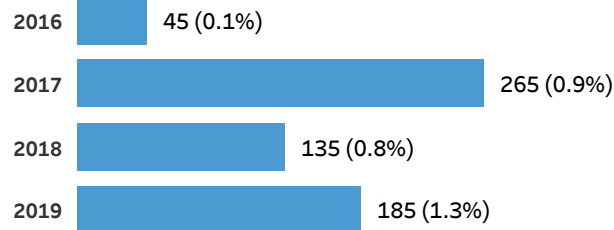
SOURCE: Eurostat (migr\_asyresa)



## UNACCOMPANIED MINORS

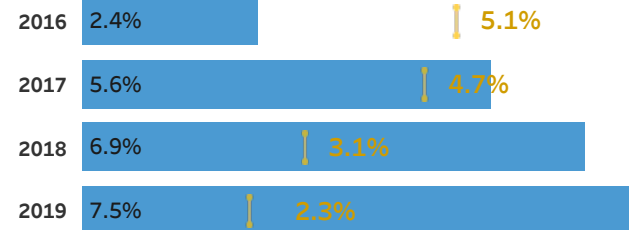
### Unaccompanied Minors applying for asylum in the country (and % of total applications from Unaccompanied Minors in EU)

SOURCE: Eurostat (migr\_asyunaa)



### Unaccompanied Minors as % of first asylum applications (in the country and in EU)

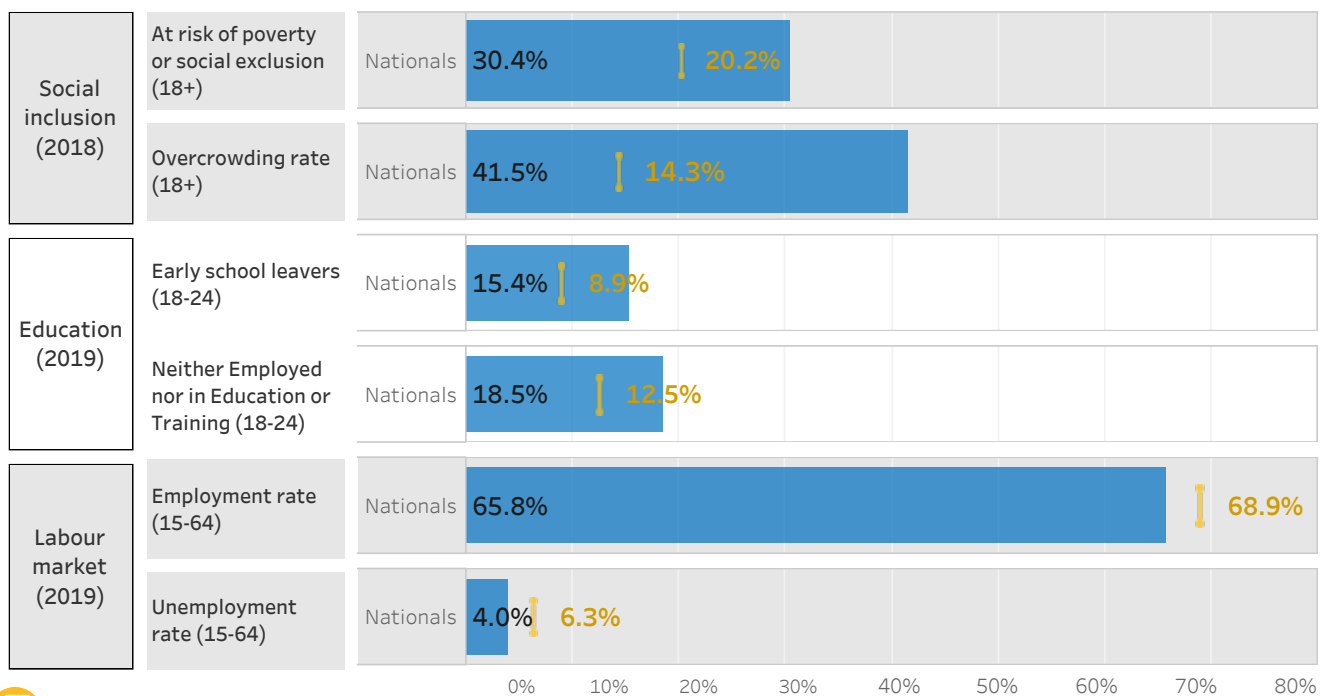
SOURCE: Eurostat (migr\_asyunaa)



## INTEGRATION

Integration indicators for nationals of the country (blue) and Third-Country Nationals (TCNs - light blue) in the country (when available). The same indicator is provided in yellow for EU. Data are relative to the last year available.

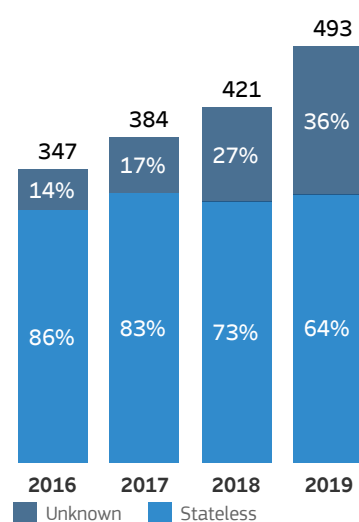
SOURCE: Eurostat (ilc\_peps05, ilc\_lvho15, edat\_lfse\_01, edat\_lfse\_23, lfsa\_ergan, lfsa\_urgan)



## CITIZENSHIP AND STATELESSNESS

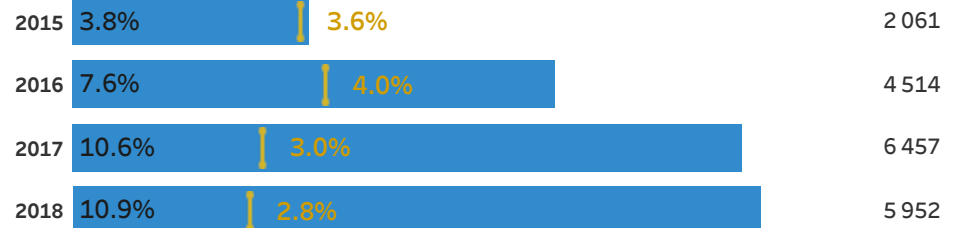
### Stateless, Recogn. Non-Citizens (RNC) and Unknown Citizens

SOURCE: Eurostat (migr\_pop1ctza)



### Third-Country Nationals who have acquired citizenship as a share of total Third-Country Nationals (in the country and in the EU) and in absolute number

SOURCE: Eurostat (migr\_acqs, migr\_acq)



### Top 5 nationalities by number of citizenship acquisition in 2018: absolute number and % of total acquisitions in the country by Third-Country Nationals

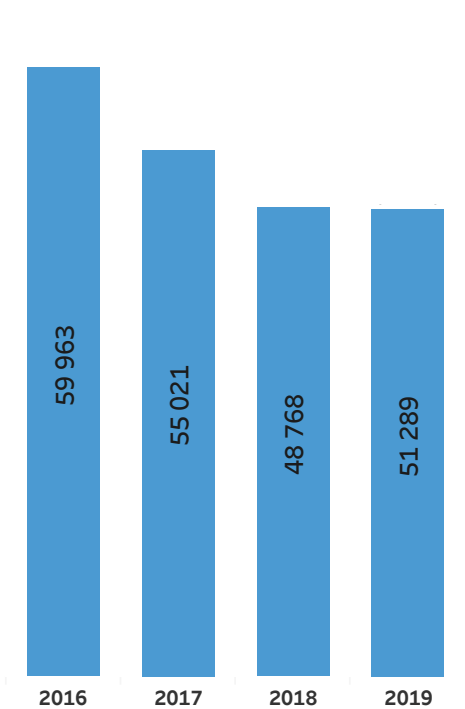
SOURCE: Eurostat (migr\_acq)

0 or not available

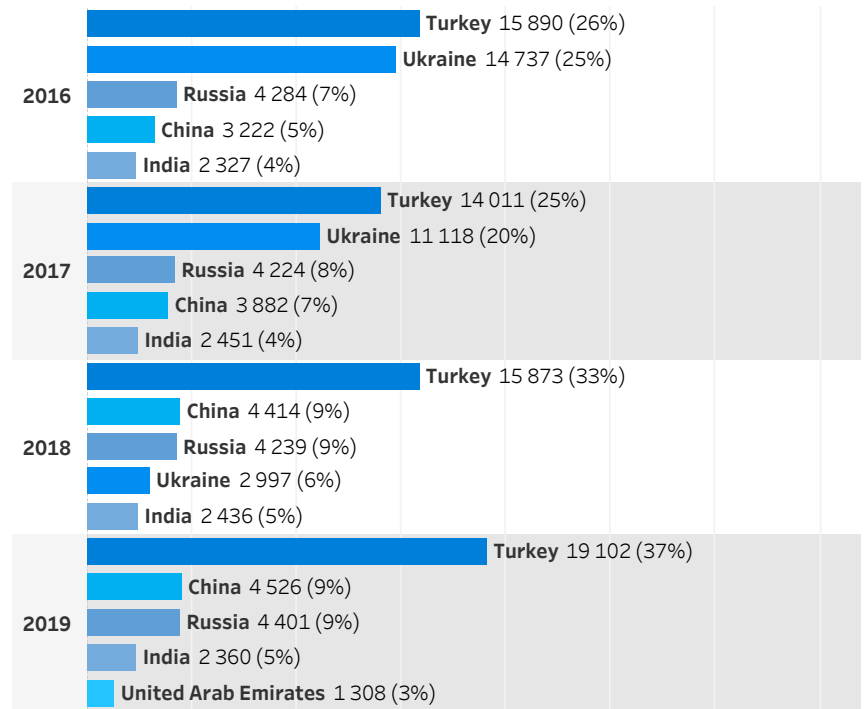
## BORDERS, SCHENGEN AND VISAS

SOURCE: DG Migration and Home Affairs (complete statistics on short-stay visas applications to Schengen States)

### Lodged short-term Visa app.



### Lodged short-term Visa applications in top 5 consulate countries (% of total app.s)



## IRREGULAR MIGRATION

SOURCE: Eurostat (migr\_eirfs, migr\_eipre, migr\_eiord, migr\_eirtn)



## TRAFFICKING IN HUMAN BEINGS

### Number of residence permits issued to victims of Trafficking in Human Beings

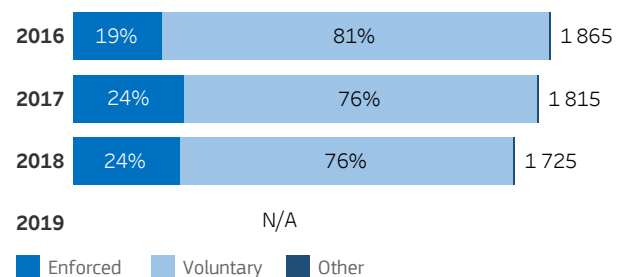
SOURCE: Eurostat (migr\_resoth)

0 or not available

## RETURN AND READMISSION

### Number of Third-Country Nationals who left the territory by type of return

SOURCE: Eurostat (migr\_eirt\_vol)





## GENERAL NOTES

This four-page statistical annex complements the Country Factsheet with relevant migration-related data organised in nine thematic sections. The dashboard-like layout of the annex allows comparability across countries as well as simultaneous visualisation of different indicators.

Whenever data is not available, the relative chart is left blank or indicated with 'N/A'. Data are provided for the latest available year or the latest available four-year period.

The sum of percentages or of individual values might not add up to 100 or to the total value. This is due to rounding and confidence intervals in the original data. A How to Read guide, describing each chart and reporting the sources, is available on the EMN website.

## COLOUR LEGEND

Whenever not specified, the following colour legend is adopted. Colours for multiple nationalities are randomly chosen.

■ data relative to Slovakia

■ data relative to EU

## LEGAL MIGRATION AND MOBILITY

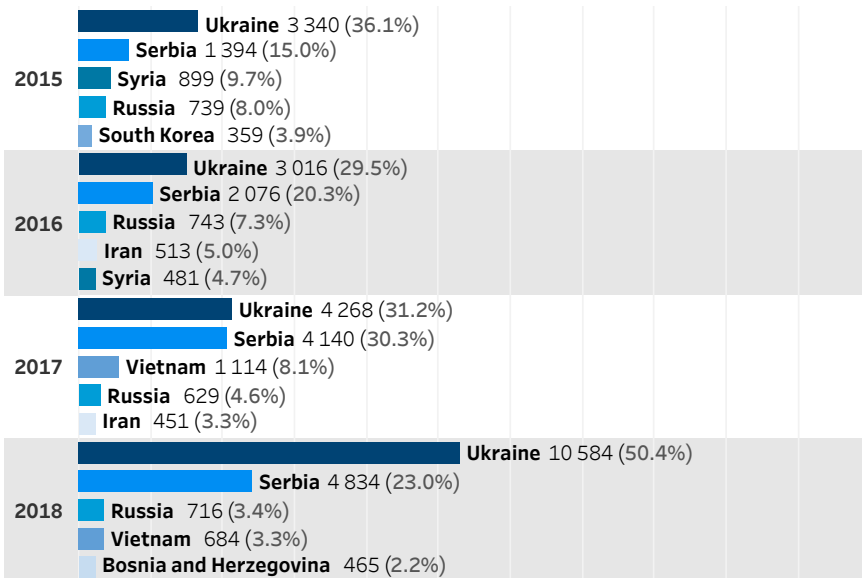
### Third-Country Nationals (TCNs) as % of total population (in the country and in the EU)

SOURCE: Eurostat (migr\_pop1ctz)



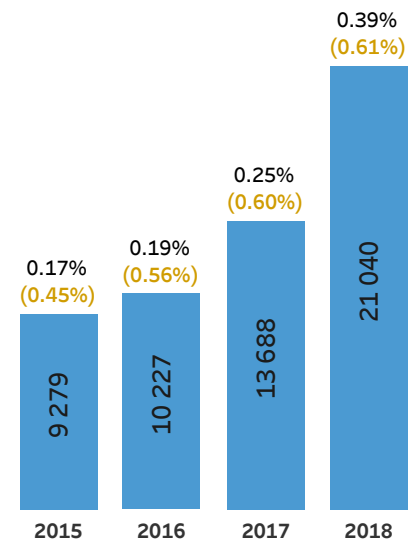
### Top 5 nationalities of number of first residence permits annually issued: number of permits and % of total annual permits

SOURCE: Eurostat (migr\_resfirst)



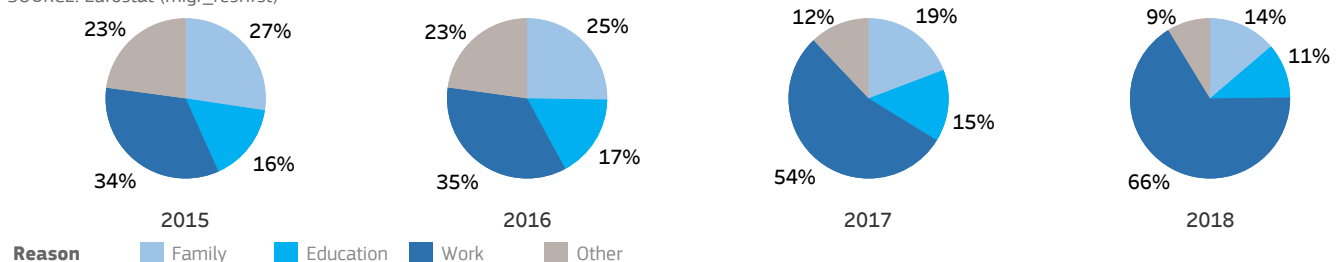
### First residence permits annually issued: tot. num. and % of tot. pop. in the country (and EU)

SOURCE: Eurostat (migr\_resfirst)



### First residence permits annually issued by reason

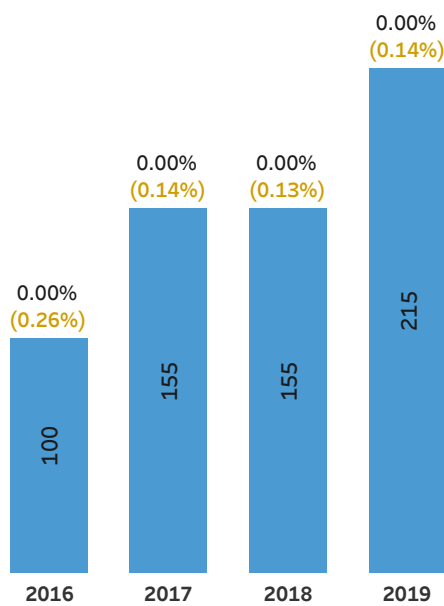
SOURCE: Eurostat (migr\_resfirst)



## INTERNATIONAL PROTECTION INCLUDING ASYLUM

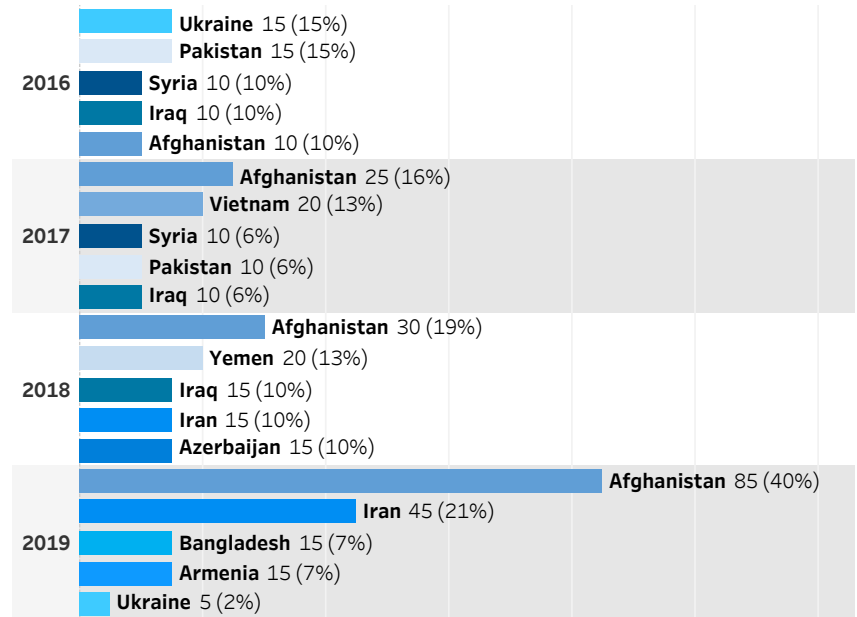
### First-time asylum applications: total num. and as % of population in the country (and in EU)

SOURCE: Eurostat (migr\_asyappctza, migr\_pop1ctz)



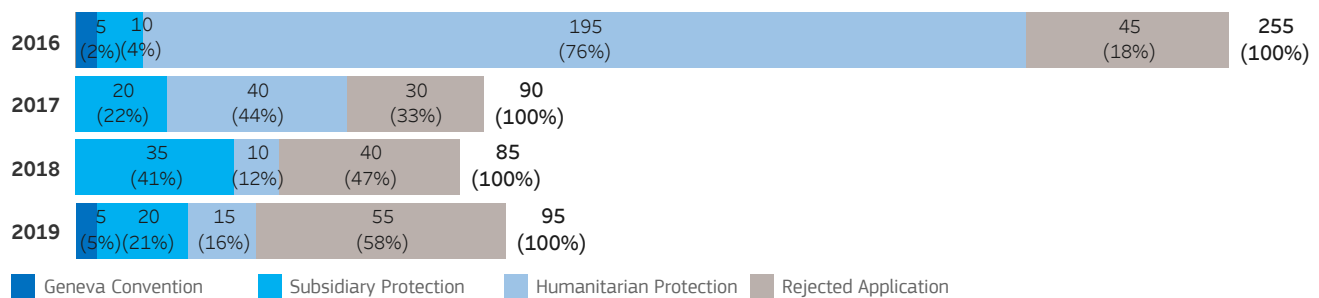
### Top 5 nationalities of annual number of first-time asylum applications: number of applications and % of total first-time annual applications

SOURCE: Eurostat (migr\_asyappctza)




### Number of first-instance asylum decisions by outcome (% of total decisions)

SOURCE: Eurostat (migr\_asydcfsta)



### Top 5 nationalities of annual number of first-instance decisions: number of decisions (% of total decisions in the country) and % of positive outcome

SOURCE: Eurostat (migr\_asydcfsta)



### Third-Country Nationals resettled: absolute number and as % of total resettled in EU

SOURCE: Eurostat (migr\_asyresa)


0 or not available



## UNACCOMPANIED MINORS

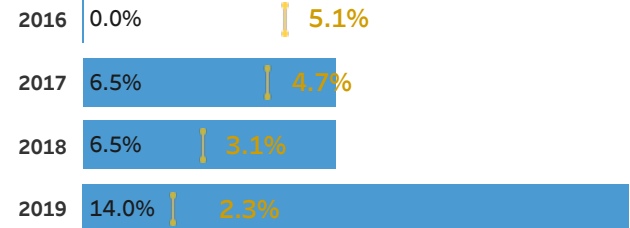
### Unaccompanied Minors applying for asylum in the country (and % of total applications from Unaccompanied Minors in EU)

SOURCE: Eurostat (migr\_asyunaa)



### Unaccompanied Minors as % of first asylum applications (in the country and in EU)

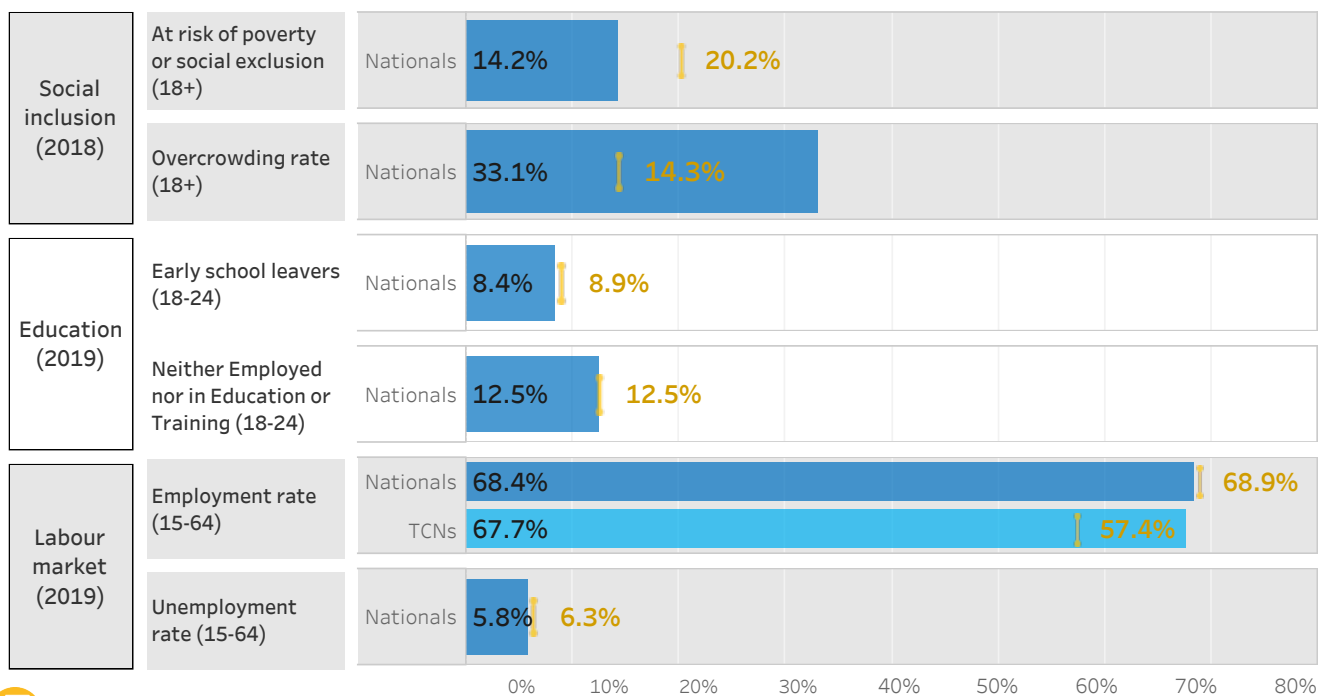
SOURCE: Eurostat (migr\_asyunaa)



## INTEGRATION

Integration indicators for nationals of the country (blue) and Third-Country Nationals (TCNs - light blue) in the country (when available). The same indicator is provided in yellow for EU. Data are relative to the last year available.

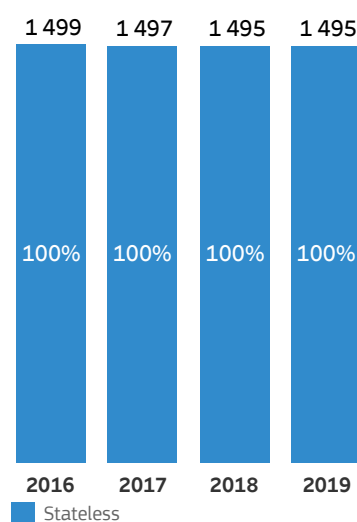
SOURCE: Eurostat (ilc\_peps05, ilc\_lvho15, edat\_lfse\_01, edat\_lfse\_23, lfsa\_ergan, lfsa\_urgan)



## CITIZENSHIP AND STATELESSNESS

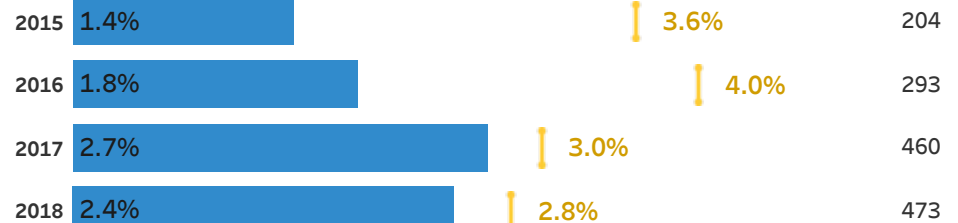
### Stateless, Recogn. Non-Citizens (RNC) and Unknown Citizens

SOURCE: Eurostat (migr\_pop1ctza)



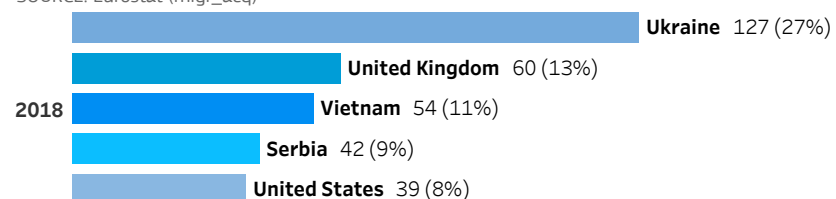
### Third-Country Nationals who have acquired citizenship as a share of total Third-Country Nationals (in the country and in the EU) and in absolute number

SOURCE: Eurostat (migr\_acqs, migr\_acq)



### Top 5 nationalities by number of citizenship acquisition in 2018: absolute number and % of total acquisitions in the country by Third-Country Nationals

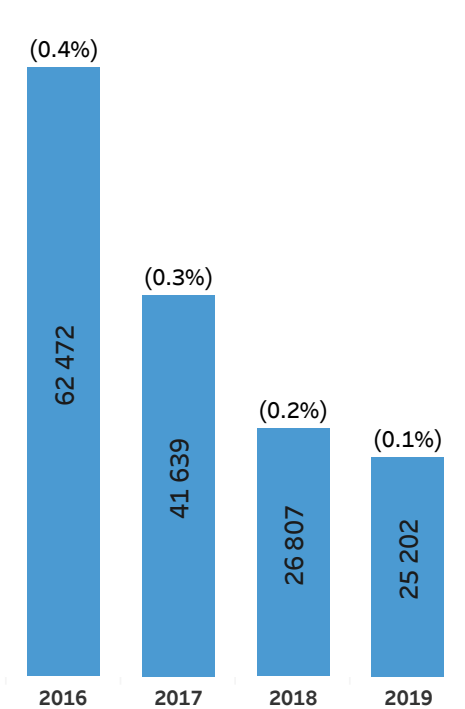
SOURCE: Eurostat (migr\_acq)



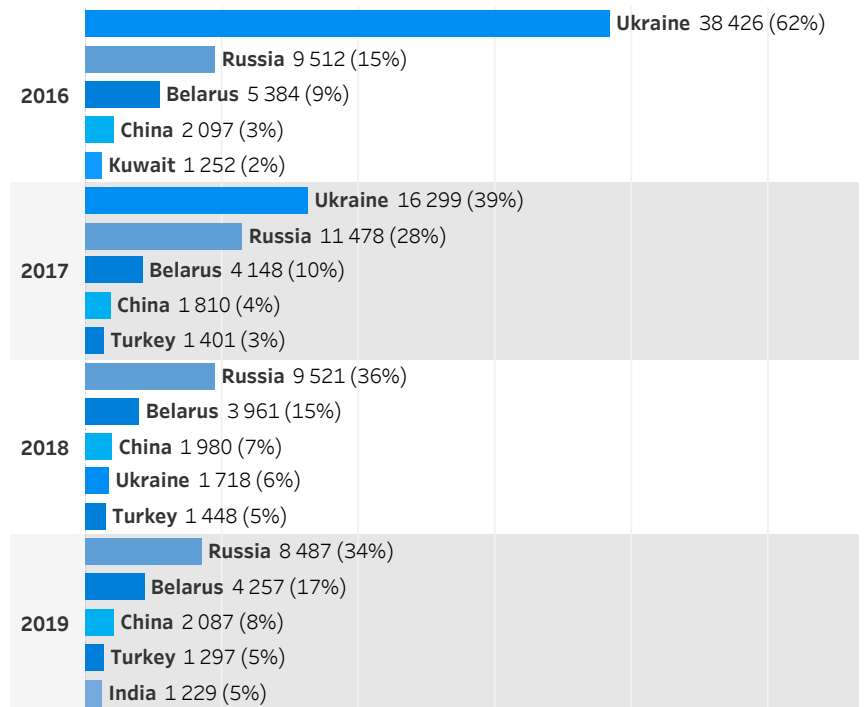
## BORDERS, SCHENGEN AND VISAS

SOURCE: DG Migration and Home Affairs (complete statistics on short-stay visas applications to Schengen States)

Lodged short-term Visa app. (% of Schengen)



Lodged short-term Visa applications in top 5 consulate countries (% of total app.s)



## IRREGULAR MIGRATION

SOURCE: Eurostat (migr\_eirfs, migr\_eipre, migr\_eiord, migr\_eirtn)



## TRAFFICKING IN HUMAN BEINGS

Number of residence permits issued to victims of Trafficking in Human Beings

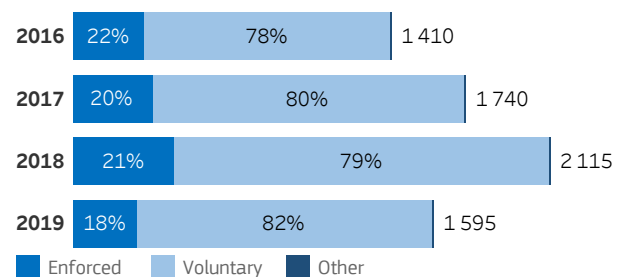
SOURCE: Eurostat (migr\_resoth)

0 or not available

## RETURN AND READMISSION

Number of Third-Country Nationals who left the territory by type of return

SOURCE: Eurostat (migr\_eirt\_vol)





## GENERAL NOTES

This four-page statistical annex complements the Country Factsheet with relevant migration-related data organised in nine thematic sections. The dashboard-like layout of the annex allows comparability across countries as well as simultaneous visualisation of different indicators.

Whenever data is not available, the relative chart is left blank or indicated with 'N/A'. Data are provided for the latest available year or the latest available four-year period.

The sum of percentages or of individual values might not add up to 100 or to the total value. This is due to rounding and confidence intervals in the original data. A How to Read guide, describing each chart and reporting the sources, is available on the EMN website.

## COLOUR LEGEND

Whenever not specified, the following colour legend is adopted. Colours for multiple nationalities are randomly chosen.

■ data relative to Slovenia

■ data relative to EU

## LEGAL MIGRATION AND MOBILITY


### Third-Country Nationals (TCNs) as % of total population (in the country and in the EU)

SOURCE: Eurostat (migr\_pop1ctz)



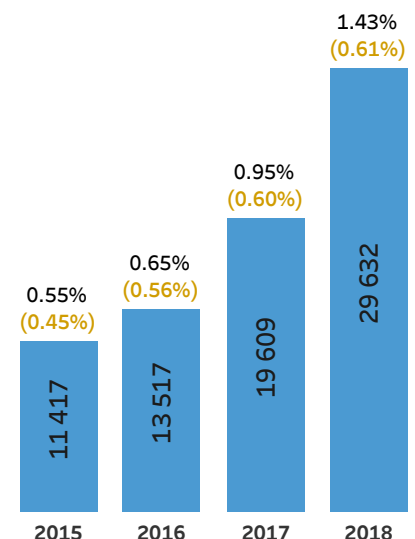
### Top 5 nationalities of number of first residence permits annually issued: number of permits and % of total annual permits

SOURCE: Eurostat (migr\_resfirst)



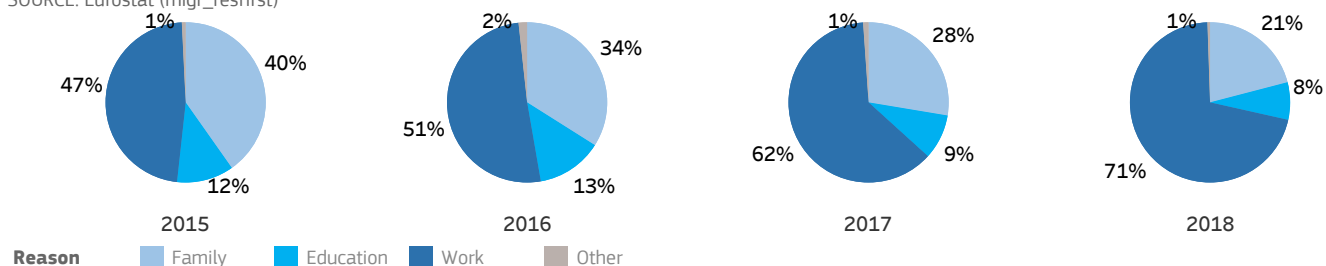
### First residence permits annually issued: tot. num. and % of tot. pop. in the country (and EU)

SOURCE: Eurostat (migr\_resfirst)



### First residence permits annually issued by reason

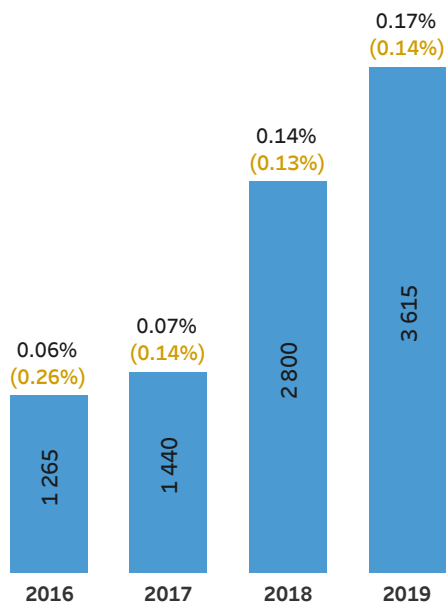
SOURCE: Eurostat (migr\_resfirst)



## INTERNATIONAL PROTECTION INCLUDING ASYLUM


### First-time asylum applications: total num. and as % of population in the country (and in EU)

SOURCE: Eurostat (migr\_asyappctza, migr\_pop1ctz)



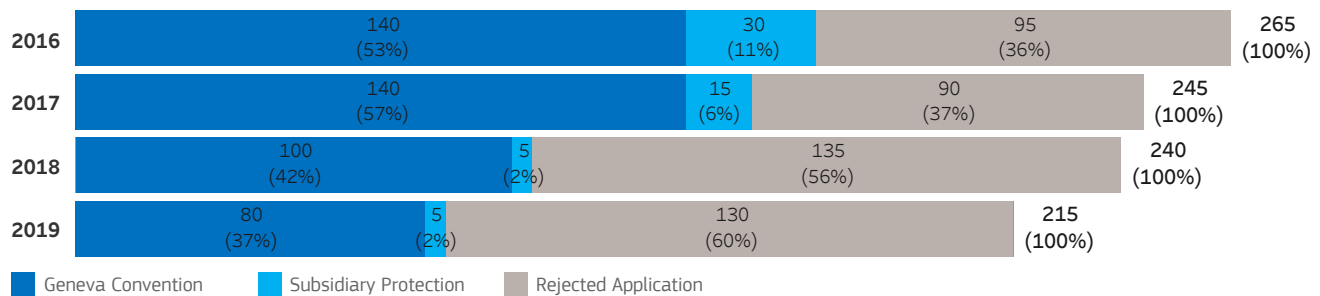
### Top 5 nationalities of annual number of first-time asylum applications: number of applications and % of total first-time annual applications

SOURCE: Eurostat (migr\_asyappctza)



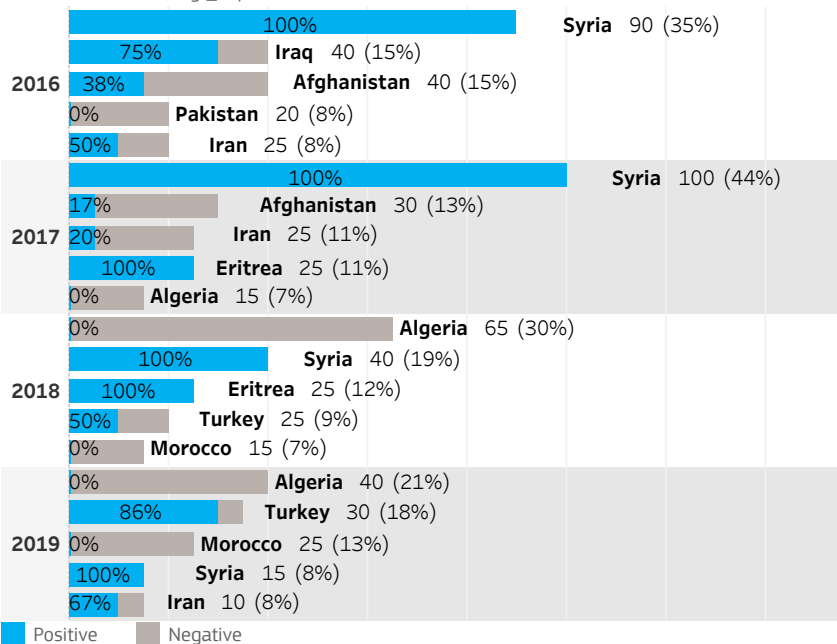
### Number of first-instance asylum decisions by outcome (% of total decisions)

SOURCE: Eurostat (migr\_asydcfsta)



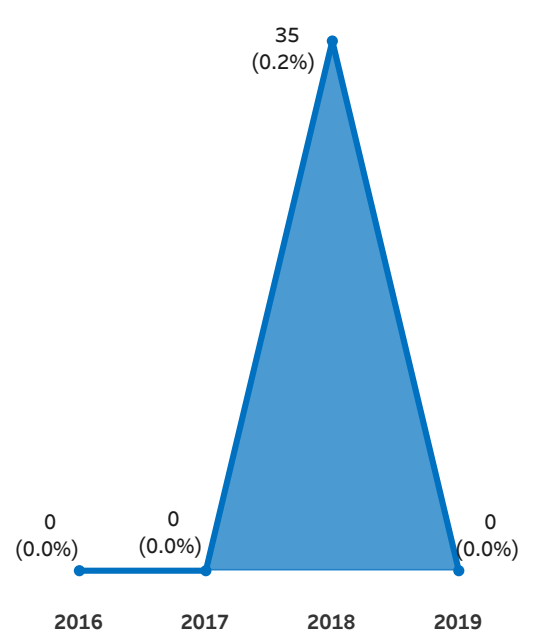
### Top 5 nationalities of annual number of first-instance decisions: number of decisions (% of total decisions in the country) and % of positive outcome

SOURCE: Eurostat (migr\_asydcfsta)



### Third-Country Nationals resettled: absolute number and as % of total resettled in EU

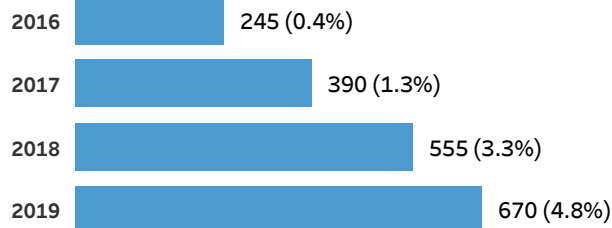
SOURCE: Eurostat (migr\_asyresa)



## UNACCOMPANIED MINORS

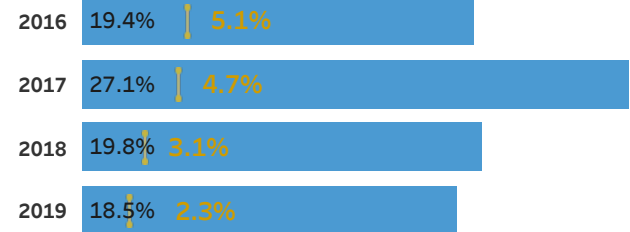
### Unaccompanied Minors applying for asylum in the country (and % of total applications from Unaccompanied Minors in EU)

SOURCE: Eurostat (migr\_asyunaa)



### Unaccompanied Minors as % of first asylum applications (in the country and in EU)

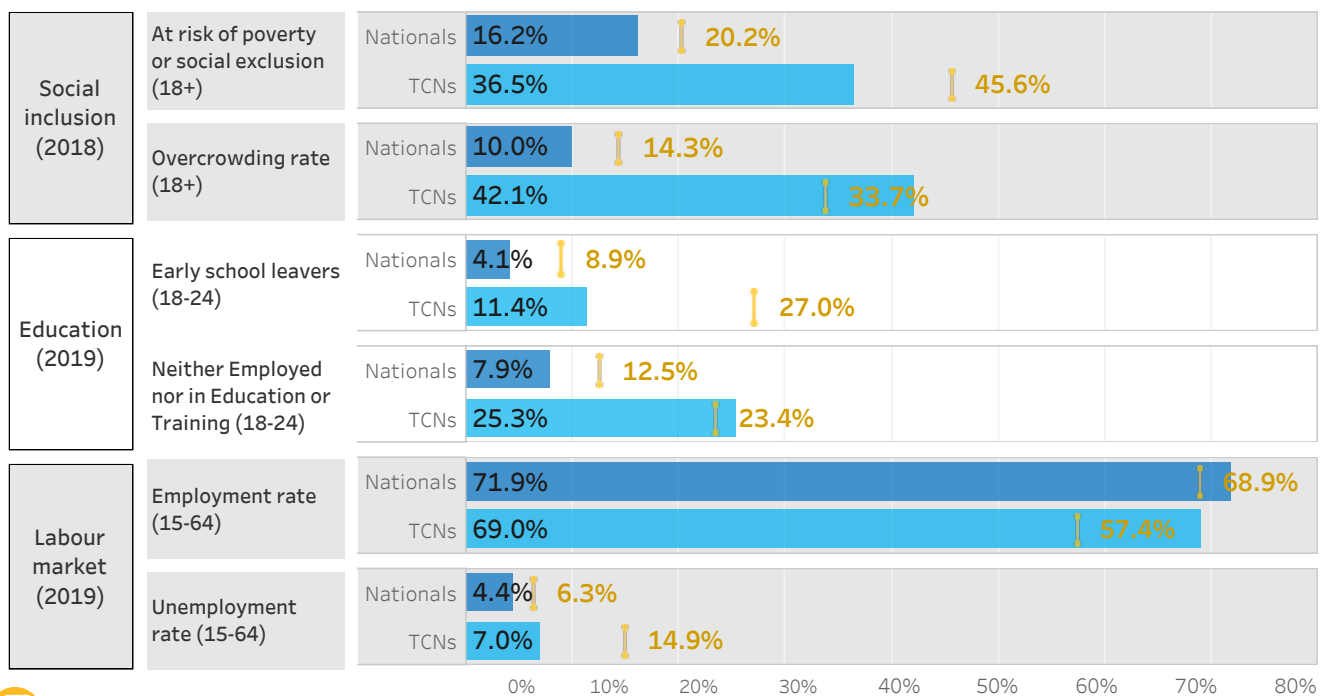
SOURCE: Eurostat (migr\_asyunaa)



## INTEGRATION

Integration indicators for nationals of the country (blue) and Third-Country Nationals (TCNs - light blue) in the country (when available). The same indicator is provided in yellow for EU. Data are relative to the last year available.

SOURCE: Eurostat (ilc\_peps05, ilc\_lvho15, edat\_lfse\_01, edat\_lfse\_23, lfsa\_ergan, lfsa\_urgan)



## CITIZENSHIP AND STATELESSNESS

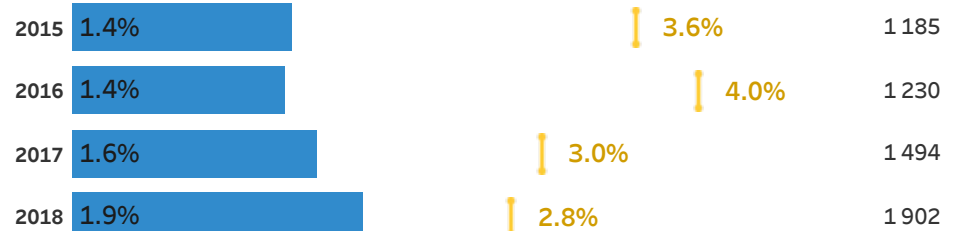
### Stateless, Recogn. Non-Citizens (RNC) and Unknown Citizens

SOURCE: Eurostat (migr\_pop1ctza)

0 or not available

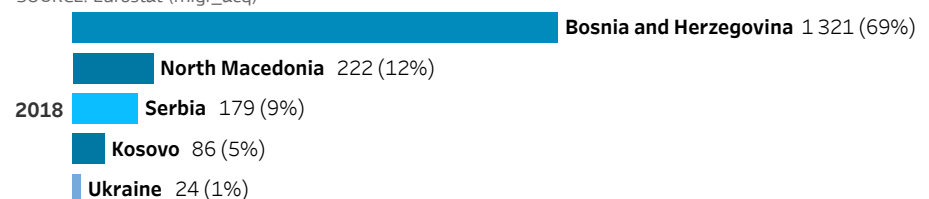
### Third-Country Nationals who have acquired citizenship as a share of total Third-Country Nationals (in the country and in the EU) and in absolute number

SOURCE: Eurostat (migr\_acqs, migr\_acq)



### Top 5 nationalities by number of citizenship acquisition in 2018: absolute number and % of total acquisitions in the country by Third-Country Nationals

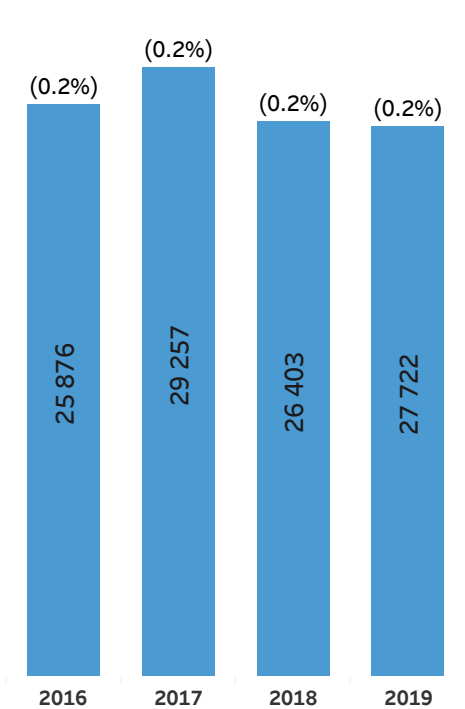
SOURCE: Eurostat (migr\_acq)



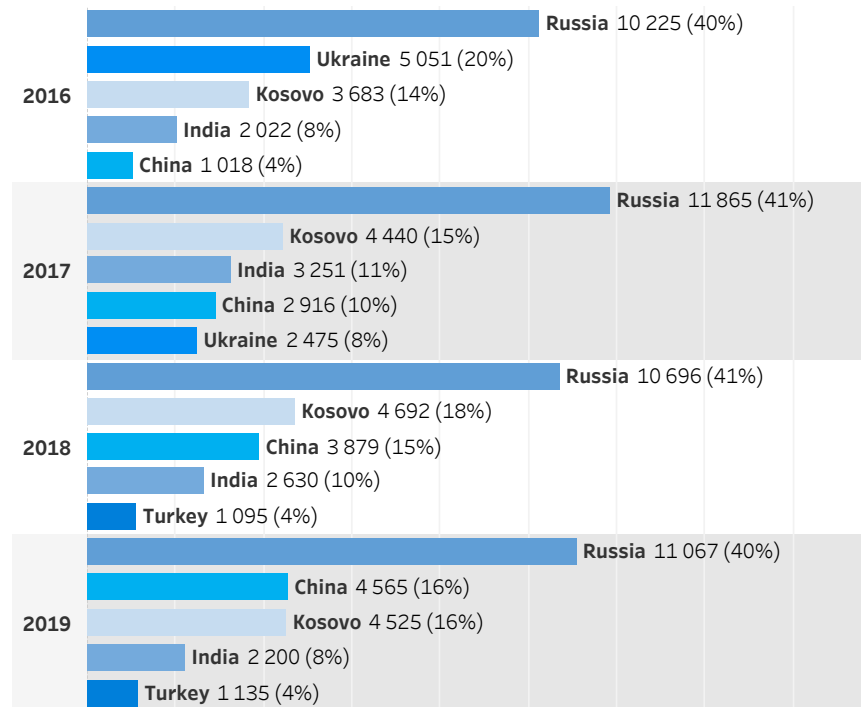
## BORDERS, SCHENGEN AND VISAS

SOURCE: DG Migration and Home Affairs (complete statistics on short-stay visas applications to Schengen States)

Lodged short-term Visa app. (% of Schengen)

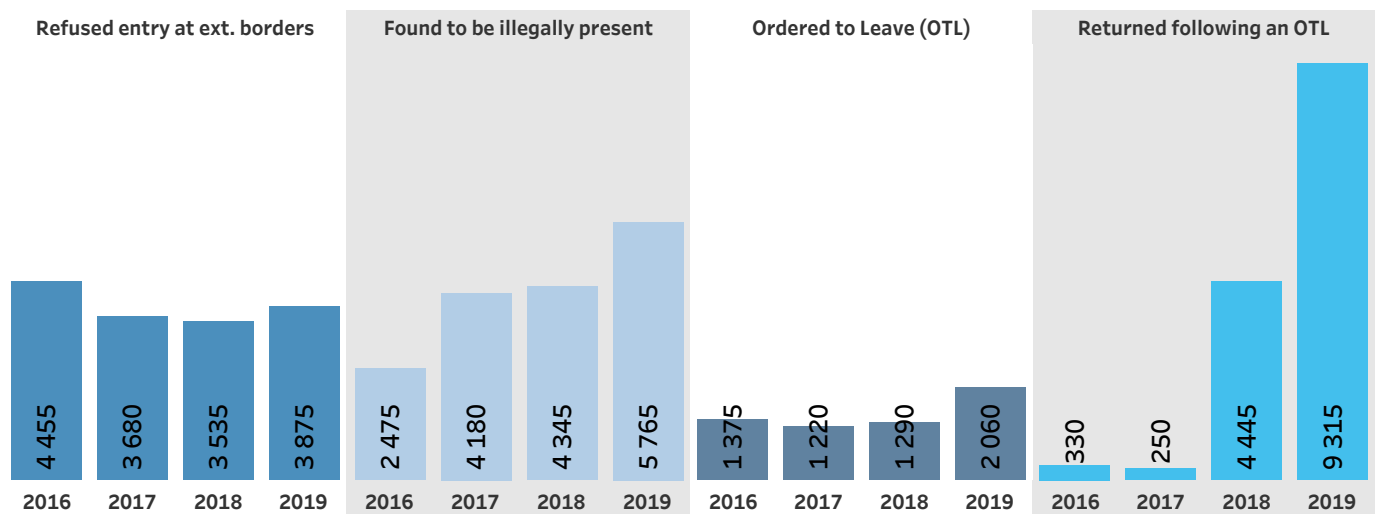


Lodged short-term Visa applications in top 5 consulate countries (% of total app.s)



## IRREGULAR MIGRATION

SOURCE: Eurostat (migr\_eirfs, migr\_eipre, migr\_eiord, migr\_eirtn)



## TRAFFICKING IN HUMAN BEINGS

Number of residence permits issued to victims of Trafficking in Human Beings

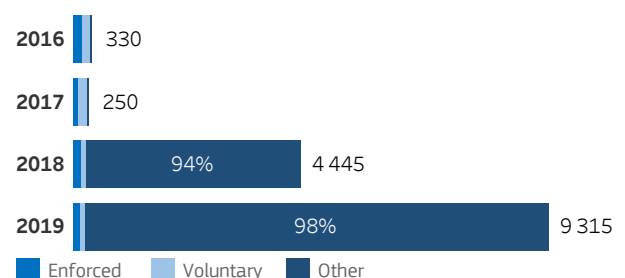
SOURCE: Eurostat (migr\_resoth)

0 or not available

## RETURN AND READMISSION

Number of Third-Country Nationals who left the territory by type of return

SOURCE: Eurostat (migr\_eirt\_vol)





## GENERAL NOTES

This four-page statistical annex complements the Country Factsheet with relevant migration-related data organised in nine thematic sections. The dashboard-like layout of the annex allows comparability across countries as well as simultaneous visualisation of different indicators.

Whenever data is not available, the relative chart is left blank or indicated with 'N/A'. Data are provided for the latest available year or the latest available four-year period.

The sum of percentages or of individual values might not add up to 100 or to the total value. This is due to rounding and confidence intervals in the original data. A How to Read guide, describing each chart and reporting the sources, is available on the EMN website.

## COLOUR LEGEND

Whenever not specified, the following colour legend is adopted. Colours for multiple nationalities are randomly chosen.


■ data relative to Spain

■ data relative to EU

## LEGAL MIGRATION AND MOBILITY

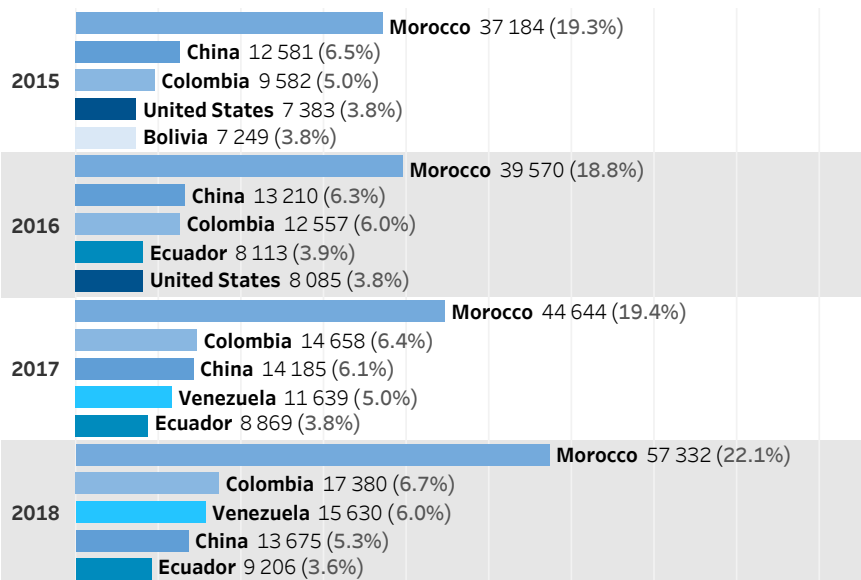
### Third-Country Nationals (TCNs) as % of total population (in the country and in the EU)

SOURCE: Eurostat (migr\_pop1ctz)



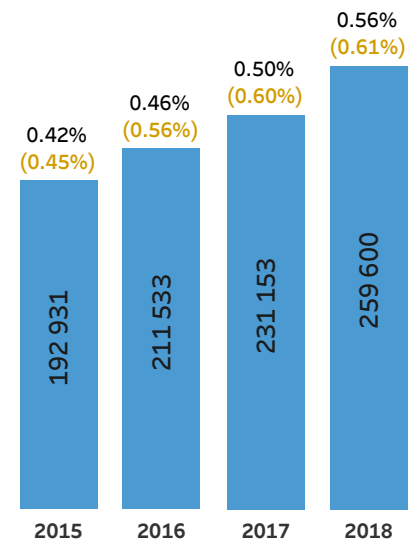
### Top 5 nationalities of number of first residence permits annually issued: number of permits and % of total annual permits

SOURCE: Eurostat (migr\_resfirst)



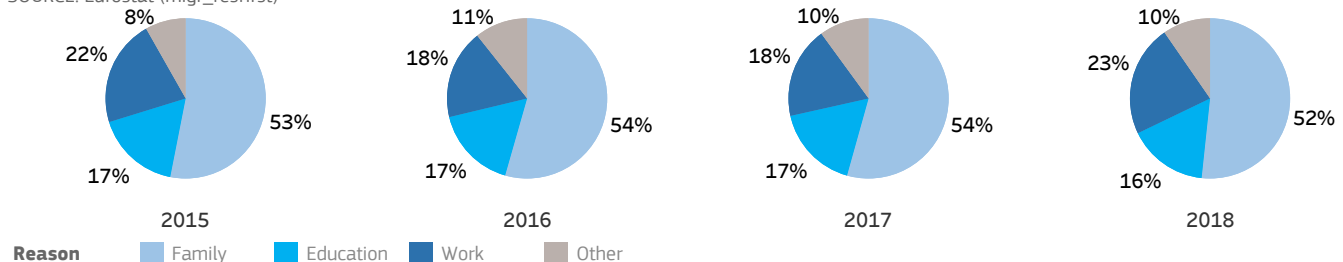
### First residence permits annually issued: tot. num. and % of tot. pop. in the country (and EU)

SOURCE: Eurostat (migr\_resfirst)



### First residence permits annually issued by reason

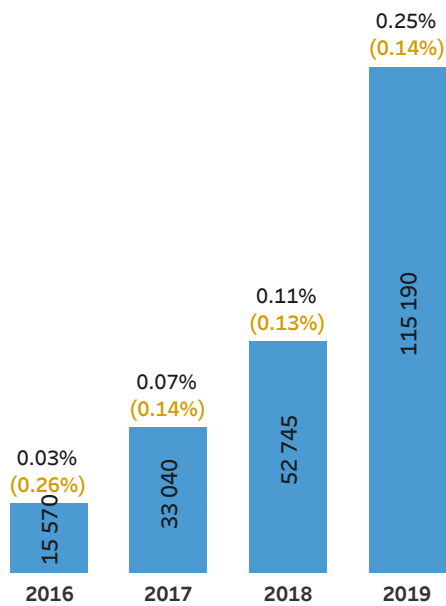
SOURCE: Eurostat (migr\_resfirst)



**INTERNATIONAL PROTECTION INCLUDING ASYLUM**

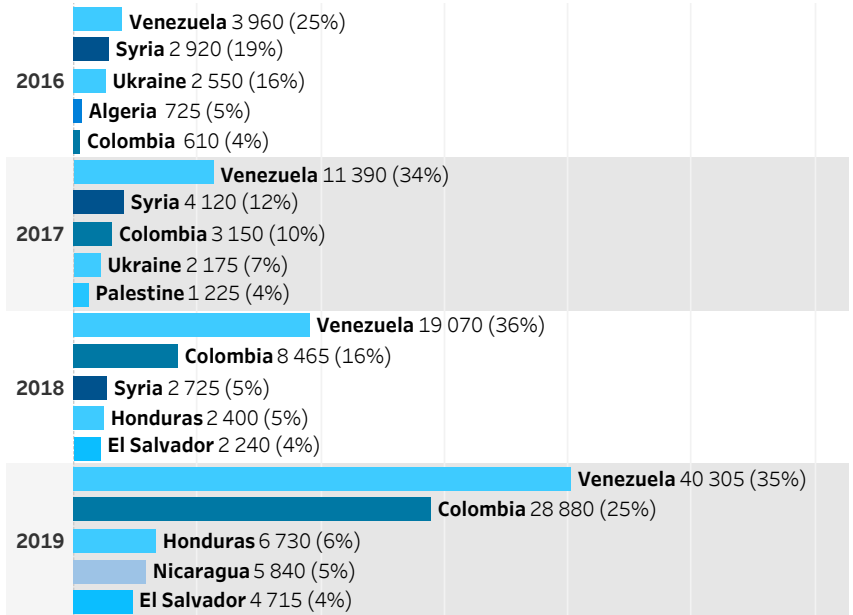
**First-time asylum applications: total num. and as % of population in the country (and in EU)**

SOURCE: Eurostat (migr\_asyappctza, migr\_pop1ctz)



**Top 5 nationalities of annual number of first-time asylum applications: number of applications and % of total first-time annual applications**

SOURCE: Eurostat (migr\_asyappctza)




**Number of first-instance asylum decisions by outcome (% of total decisions)**

SOURCE: Eurostat (migr\_asydcfst)



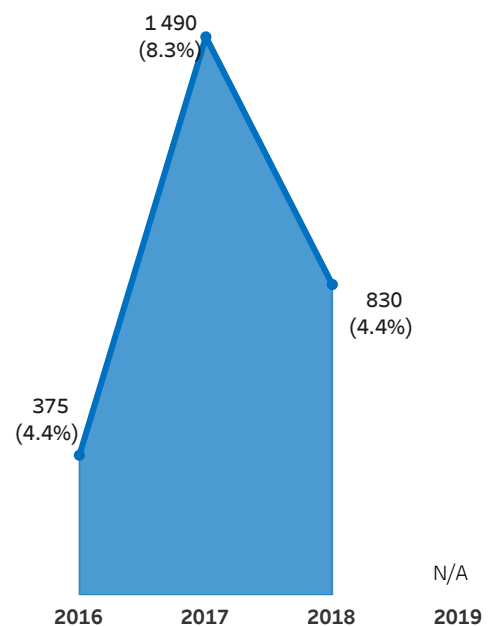
**Top 5 nationalities of annual number of first-instance decisions: number of decisions (% of total decisions in the country) and % of positive outcome**

SOURCE: Eurostat (migr\_asydcfst)



**Third-Country Nationals resettled: absolute number and as % of total resettled in EU**

SOURCE: Eurostat (migr\_asyresa)

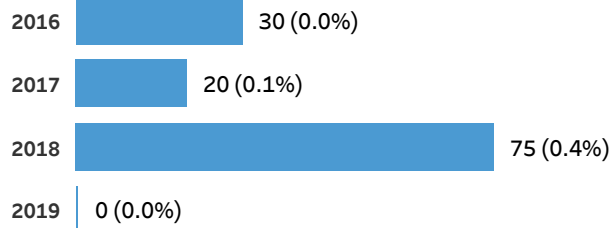




## UNACCOMPANIED MINORS

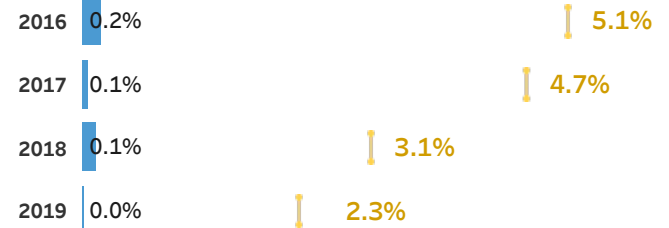
### Unaccompanied Minors applying for asylum in the country (and % of total applications from Unaccompanied Minors in EU)

SOURCE: Eurostat (migr\_asyunaa)



### Unaccompanied Minors as % of first asylum applications (in the country and in EU)

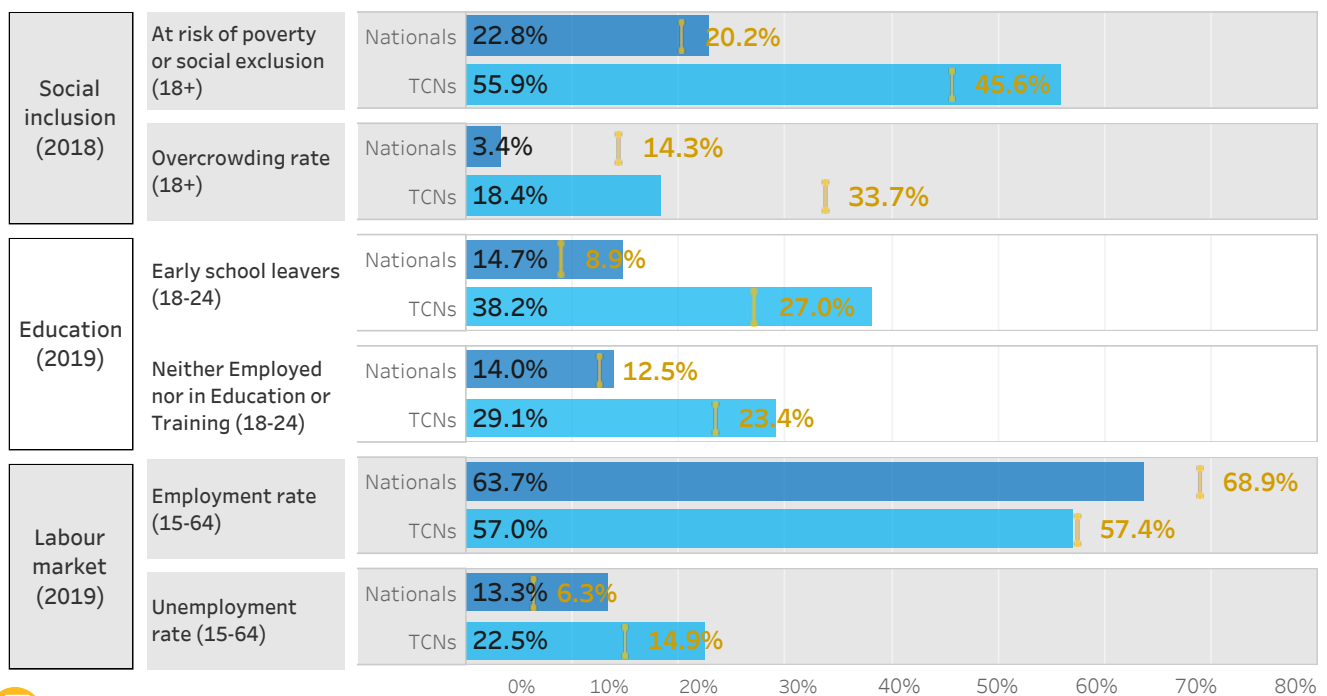
SOURCE: Eurostat (migr\_asyunaa)



## INTEGRATION

Integration indicators for nationals of the country (blue) and Third-Country Nationals (TCNs - light blue) in the country (when available). The same indicator is provided in yellow for EU. Data are relative to the last year available.

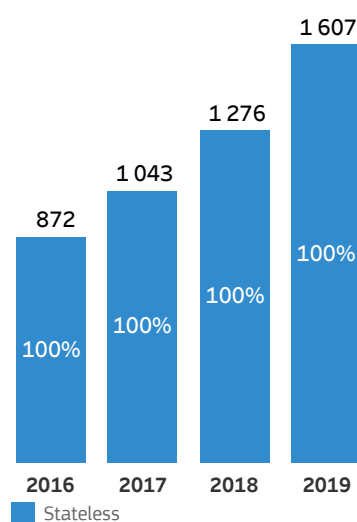
SOURCE: Eurostat (ilc\_peps05, ilc\_lvho15, edat\_lfse\_01, edat\_lfse\_23, lfsa\_ergan, lfsa\_urgan)



## CITIZENSHIP AND STATELESSNESS

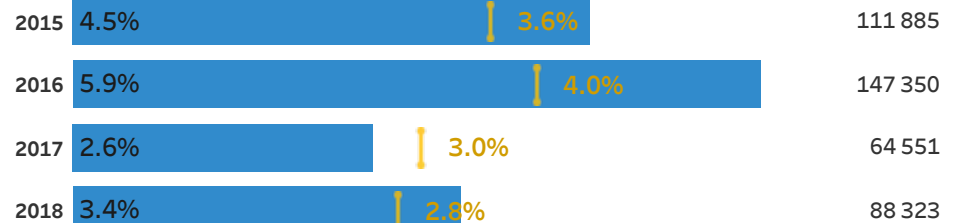
### Stateless, Recogn. Non-Citizens (RNC) and Unknown Citizens

SOURCE: Eurostat (migr\_pop1ctza)



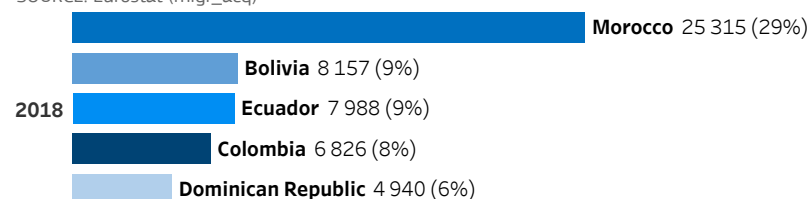
### Third-Country Nationals who have acquired citizenship as a share of total Third-Country Nationals (in the country and in the EU) and in absolute number

SOURCE: Eurostat (migr\_acqs, migr\_acq)



### Top 5 nationalities by number of citizenship acquisition in 2018: absolute number and % of total acquisitions in the country by Third-Country Nationals


SOURCE: Eurostat (migr\_acq)



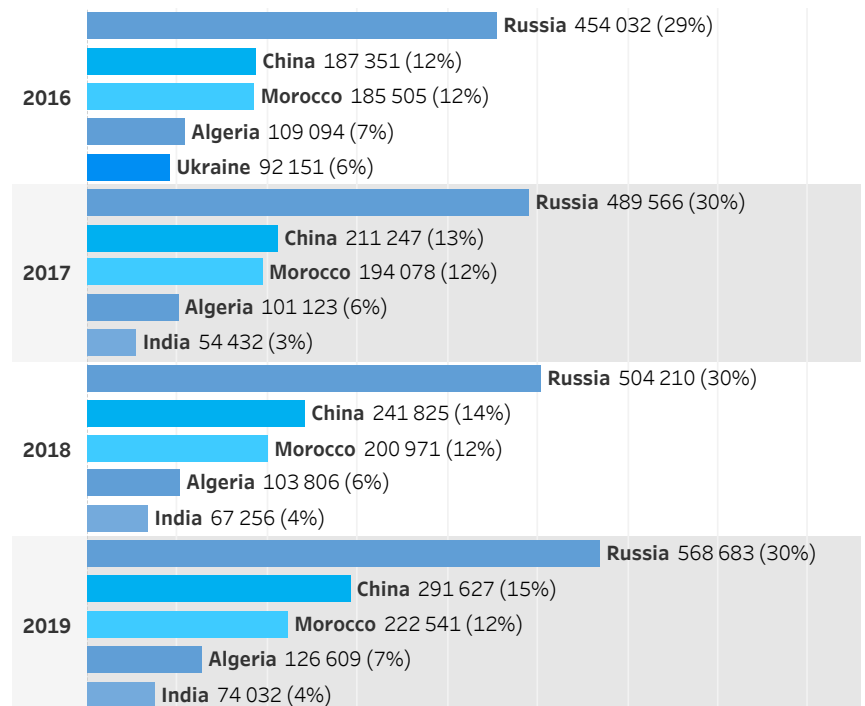
## BORDERS, SCHENGEN AND VISAS

SOURCE: DG Migration and Home Affairs (complete statistics on short-stay visas applications to Schengen States)

Lodged short-term Visa app. (% of Schengen)

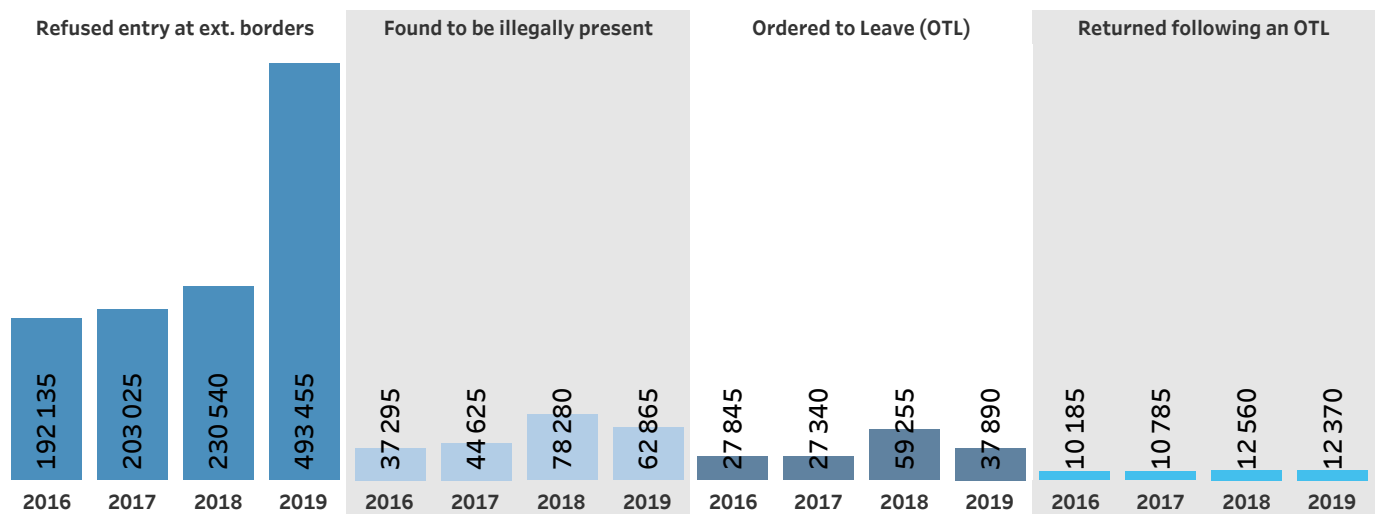


Lodged short-term Visa applications in top 5 consulate countries (% of total app.s)



## IRREGULAR MIGRATION

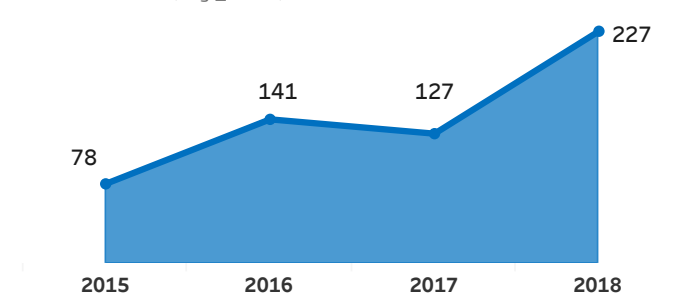
SOURCE: Eurostat (migr\_eirfs, migr\_eipre, migr\_eiord, migr\_eirtn)



## TRAFFICKING IN HUMAN BEINGS

Number of residence permits issued to victims of Trafficking in Human Beings

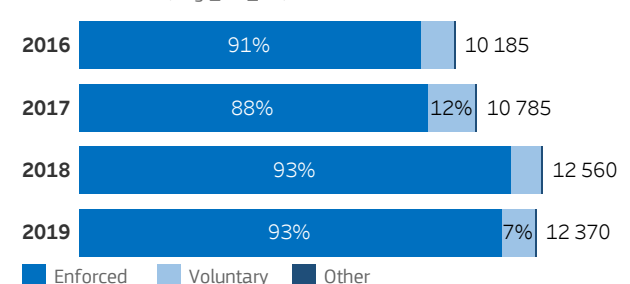
SOURCE: Eurostat (migr\_resoth)



## RETURN AND READMISSION

Number of Third-Country Nationals who left the territory by type of return

SOURCE: Eurostat (migr\_eirt\_vol)





## GENERAL NOTES

This four-page statistical annex complements the Country Factsheet with relevant migration-related data organised in nine thematic sections. The dashboard-like layout of the annex allows comparability across countries as well as simultaneous visualisation of different indicators.

Whenever data is not available, the relative chart is left blank or indicated with 'N/A'. Data are provided for the latest available year or the latest available four-year period.

The sum of percentages or of individual values might not add up to 100 or to the total value. This is due to rounding and confidence intervals in the original data. A How to Read guide, describing each chart and reporting the sources, is available on the EMN website.

## COLOUR LEGEND

Whenever not specified, the following colour legend is adopted. Colours for multiple nationalities are randomly chosen.

■ data relative to Sweden

■ data relative to EU

## LEGAL MIGRATION AND MOBILITY

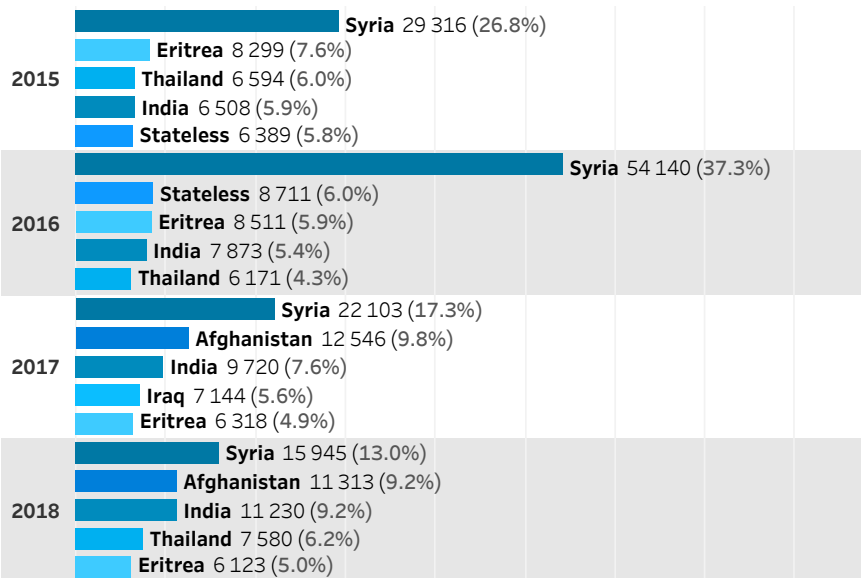
### Third-Country Nationals (TCNs) as % of total population (in the country and in the EU)

SOURCE: Eurostat (migr\_pop1ctz)



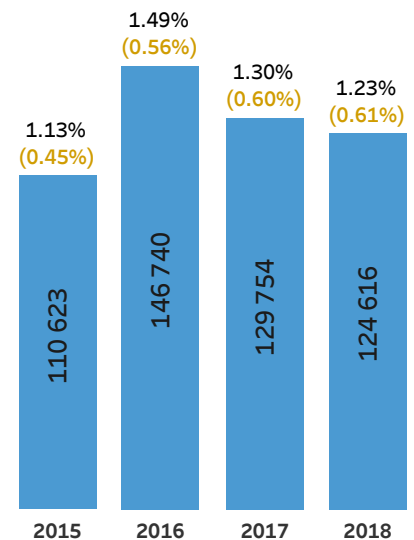
### Top 5 nationalities of number of first residence permits annually issued: number of permits and % of total annual permits

SOURCE: Eurostat (migr\_resfirst)



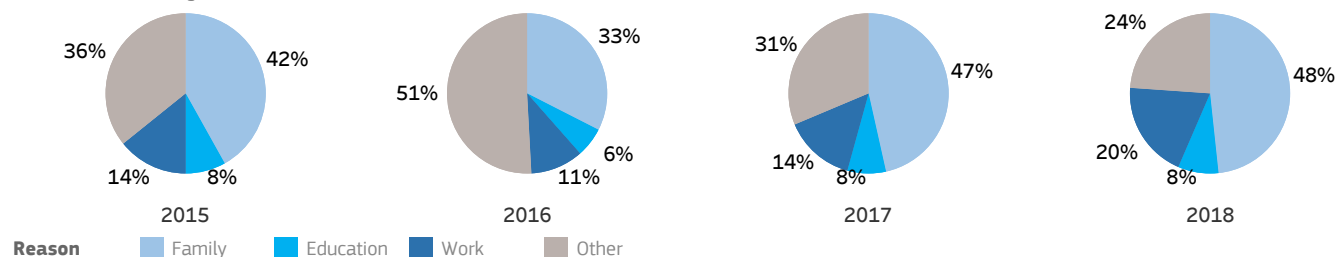
### First residence permits annually issued: tot. num. and % of tot. pop. in the country (and EU)

SOURCE: Eurostat (migr\_resfirst)



### First residence permits annually issued by reason

SOURCE: Eurostat (migr\_resfirst)

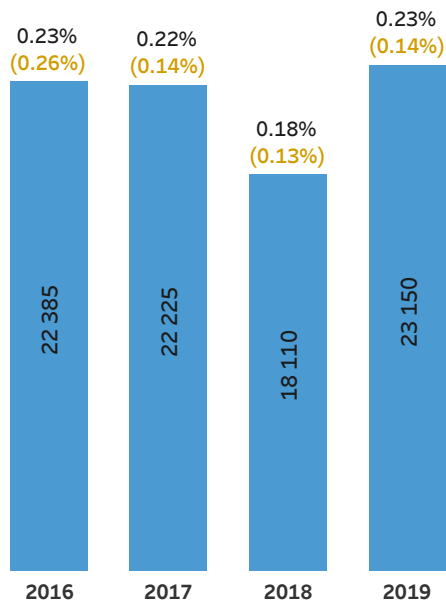


Reason: ■ Family ■ Education ■ Work ■ Other

## INTERNATIONAL PROTECTION INCLUDING ASYLUM

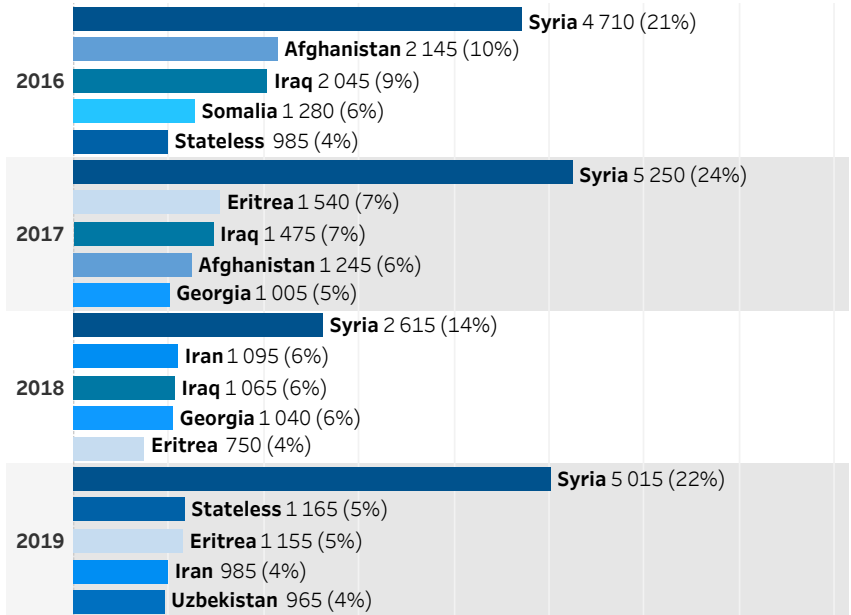
### First-time asylum applications: total num. and as % of population in the country (and in EU)

SOURCE: Eurostat (migr\_asyappctza, migr\_pop1ctz)



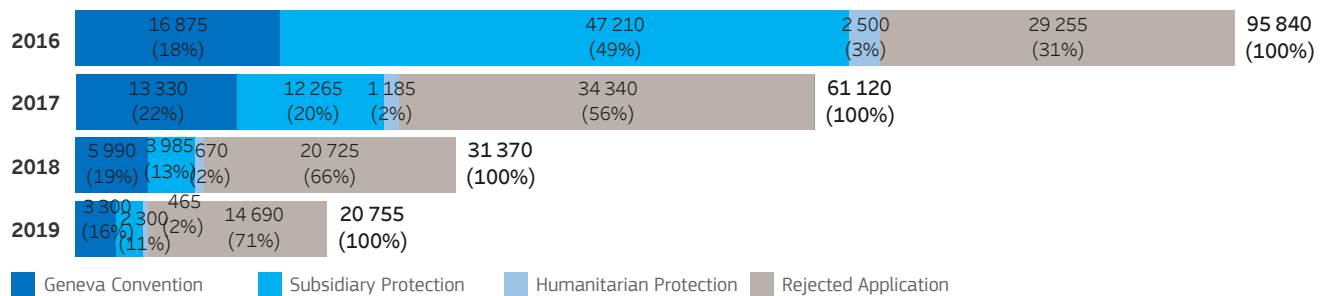
### Top 5 nationalities of annual number of first-time asylum applications: number of applications and % of total first-time annual applications

SOURCE: Eurostat (migr\_asyappctza)



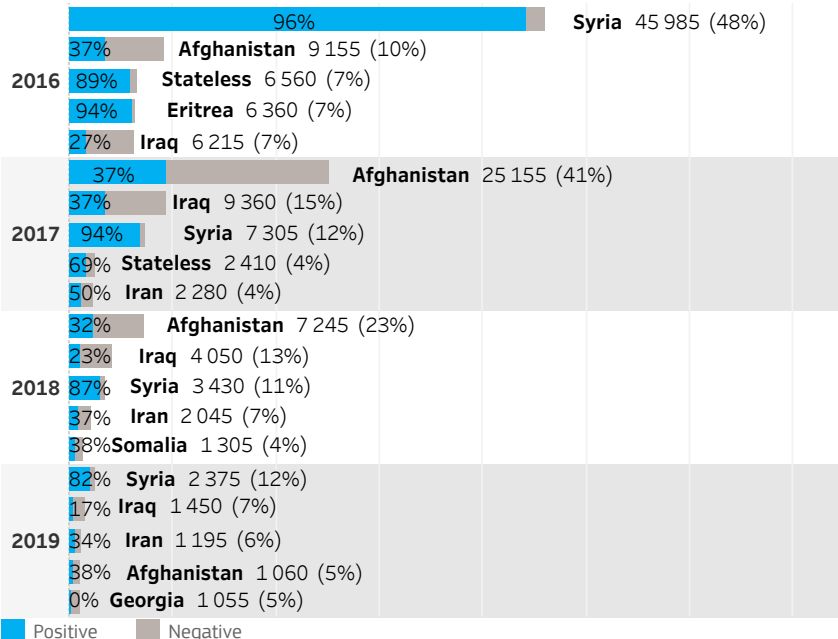
### Number of first-instance asylum decisions by outcome (% of total decisions)

SOURCE: Eurostat (migr\_asydcfsta)



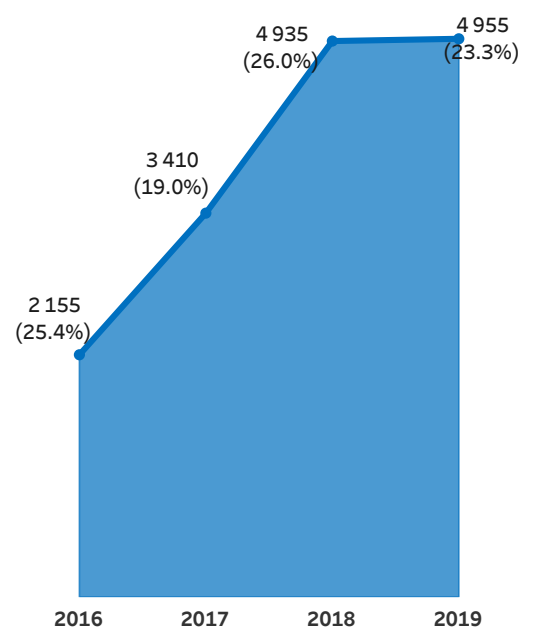
### Top 5 nationalities of annual number of first-instance decisions: number of decisions (% of total decisions in the country) and % of positive outcome

SOURCE: Eurostat (migr\_asydcfsta)



### Third-Country Nationals resettled: absolute number and as % of total resettled in EU

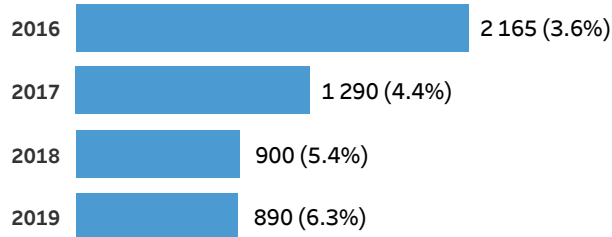
SOURCE: Eurostat (migr\_asyresa)



## UNACCOMPANIED MINORS

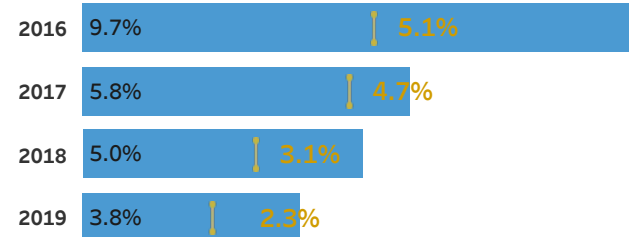
### Unaccompanied Minors applying for asylum in the country (and % of total applications from Unaccompanied Minors in EU)

SOURCE: Eurostat (migr\_asyunaa)



### Unaccompanied Minors as % of first asylum applications (in the country and in EU)

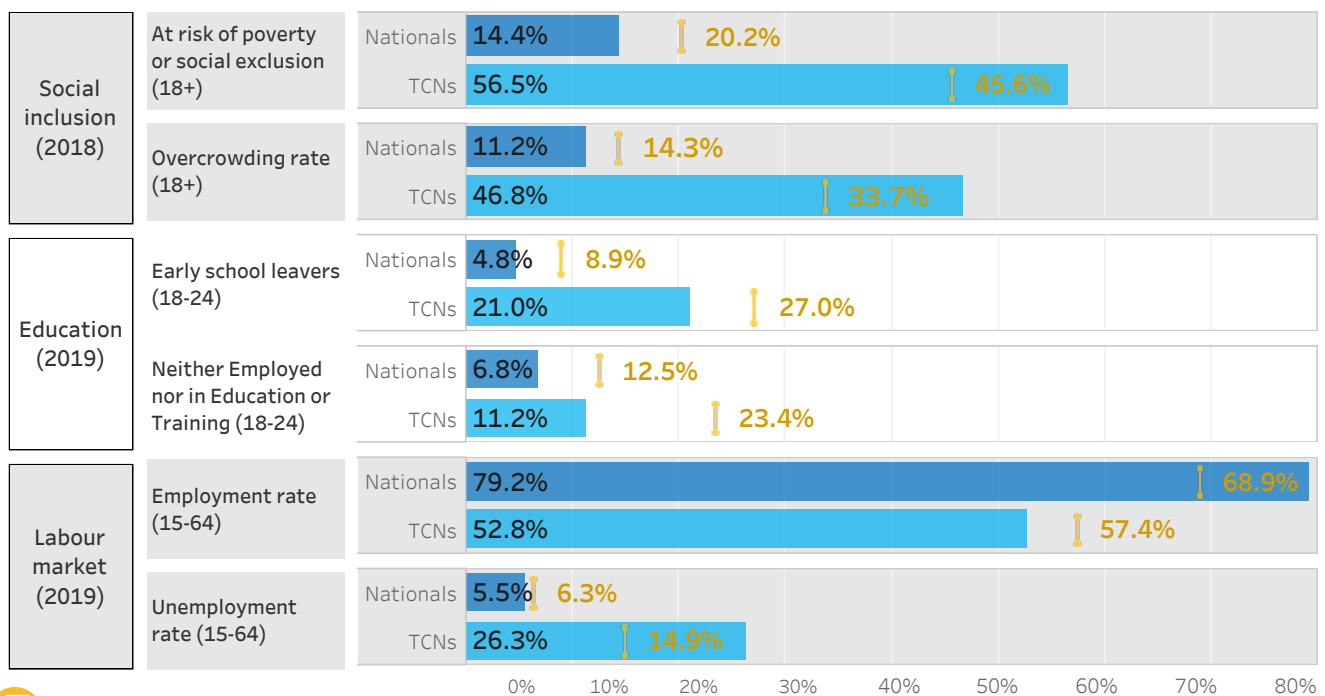
SOURCE: Eurostat (migr\_asyunaa)



## INTEGRATION

Integration indicators for nationals of the country (blue) and Third-Country Nationals (TCNs - light blue) in the country (when available). The same indicator is provided in yellow for EU. Data are relative to the last year available.

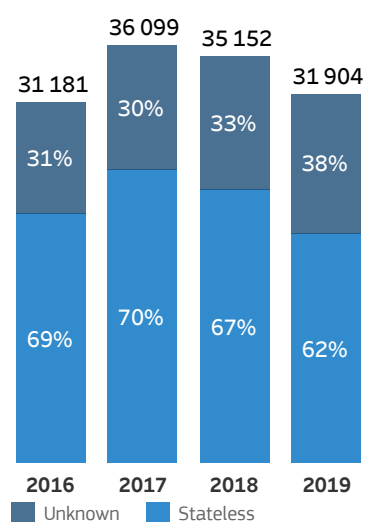
SOURCE: Eurostat (ilc\_peps05, ilc\_lvho15, edat\_lfse\_01, edat\_lfse\_23, lfsa\_ergan, lfsa\_urgan)



## CITIZENSHIP AND STATELESSNESS

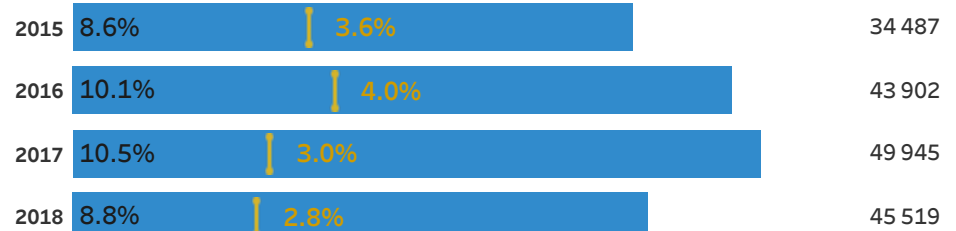
### Stateless, Recogn. Non-Citizens (RNC) and Unknown Citizens

SOURCE: Eurostat (migr\_pop1ctza)




### Third-Country Nationals who have acquired citizenship as a share of total Third-Country Nationals (in the country and in the EU) and in absolute number

SOURCE: Eurostat (migr\_acqs, migr\_acq)



### Top 5 nationalities by number of citizenship acquisition in 2018: absolute number and % of total acquisitions in the country by Third-Country Nationals

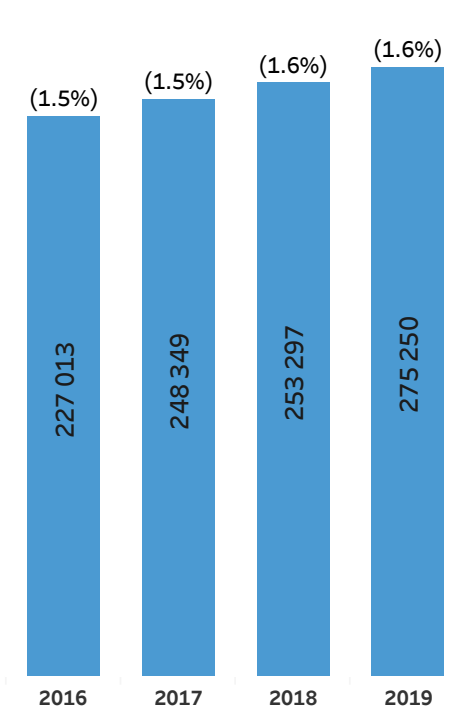
SOURCE: Eurostat (migr\_acq)



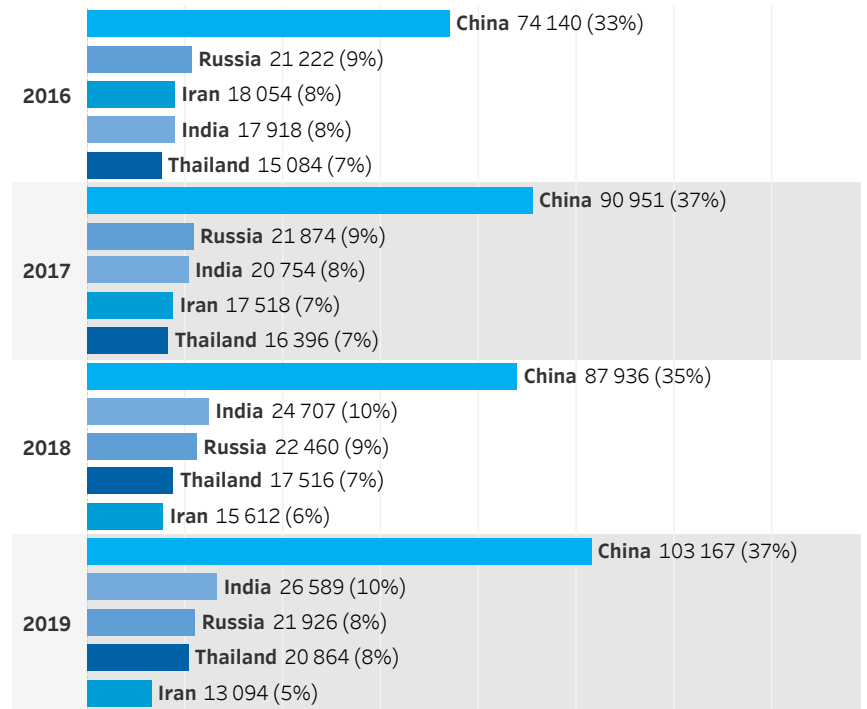
## BORDERS, SCHENGEN AND VISAS

SOURCE: DG Migration and Home Affairs (complete statistics on short-stay visas applications to Schengen States)

Lodged short-term Visa app. (% of Schengen)

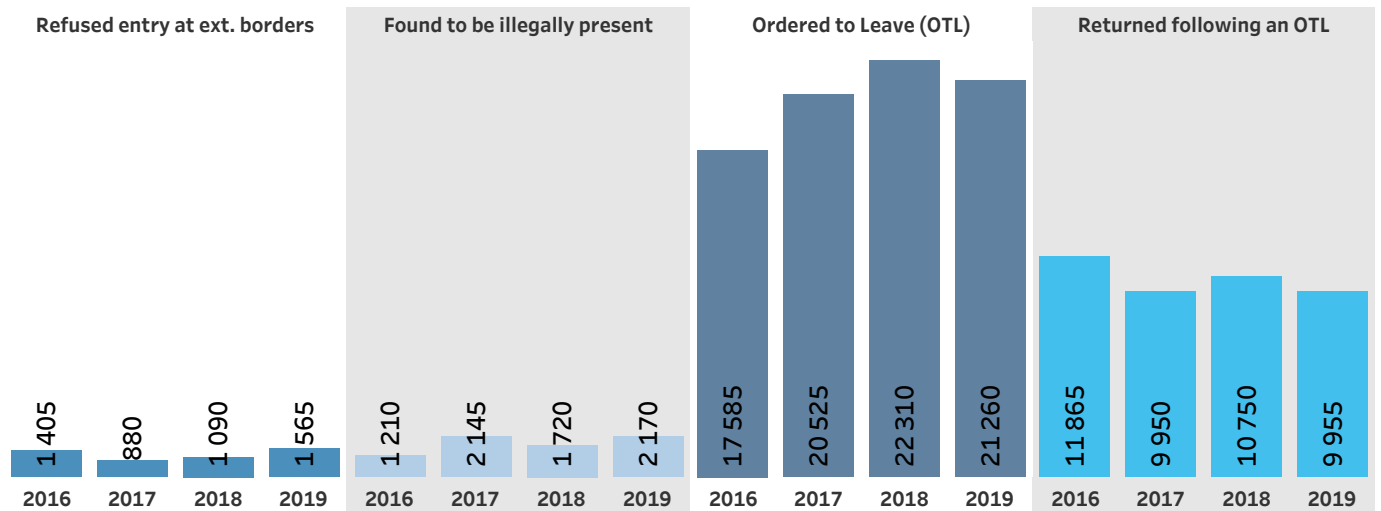


Lodged short-term Visa applications in top 5 consulate countries (% of total app.s)



## IRREGULAR MIGRATION

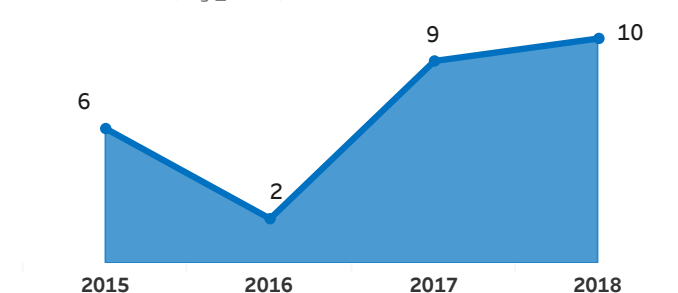
SOURCE: Eurostat (migr\_eirfs, migr\_eipre, migr\_eiord, migr\_eirtn)



## TRAFFICKING IN HUMAN BEINGS

Number of residence permits issued to victims of Trafficking in Human Beings

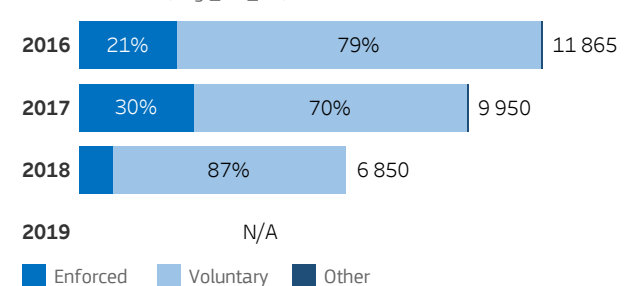
SOURCE: Eurostat (migr\_resoth)



## RETURN AND READMISSION

Number of Third-Country Nationals who left the territory by type of return

SOURCE: Eurostat (migr\_eirt\_vol)



## **GETTING IN TOUCH WITH THE EU**

### **In person**

All over the European Union there are hundreds of Europe Direct information centres. You can find the address of the centre nearest you at: [https://europa.eu/european-union/contact\\_en](https://europa.eu/european-union/contact_en)

### **On the phone or by email**

Europe Direct is a service that answers your questions about the European Union. You can contact this service:

- by freephone: 00 800 6 7 8 9 10 11 (certain operators may charge for these calls),
- at the following standard number: +32 22999696, or
- by electronic mail via: [https://europa.eu/european-union/contact\\_en](https://europa.eu/european-union/contact_en)

## **FINDING INFORMATION ABOUT THE EU**

### **Online**

Information about the European Union in all the official languages of the EU is available on the Europa website at: [https://europa.eu/european-union/index\\_en](https://europa.eu/european-union/index_en)

### **EU publications**

You can download or order free and priced EU publications from EU Bookshop at: <https://publications.europa.eu/en/publications>. Multiple copies of free publications may be obtained by contacting Europe Direct or your local information centre (see [https://europa.eu/european-union/contact\\_en](https://europa.eu/european-union/contact_en)).

## The European Commission's science and knowledge service

Joint Research Centre

### JRC Mission

As the science and knowledge service of the European Commission, the Joint Research Centre's mission is to support EU policies with independent evidence throughout the whole policy cycle.



**EU Science Hub**  
ec.europa.eu/jrc



@EU\_ScienceHub



EU Science Hub - Joint Research Centre



EU Science, Research and Innovation



EU Science Hub



Publications Office  
of the European Union