



**Calhoun: The NPS Institutional Archive**  
**DSpace Repository**

---

CRUSER (Consortium for Robotics and Unmanned Systems Education and Research)

---

2018-04-18

## NPS-19-F044 Low \$WaP trained Neural Net for nLoS LPI LPD applications

Ateshian, Peter R.; Felder, Adrian. W.; Gibson, John H.;  
Singh, Gurminder; Brutzman, Don; Wayne, David T.;  
Neuner, Burton III

---

<http://hdl.handle.net/10945/58126>

---

This publication is a work of the U.S. Government as defined in Title 17, United States Code, Section 101. Copyright protection is not available for this work in the United States.

*Downloaded from NPS Archive: Calhoun*



Calhoun is the Naval Postgraduate School's public access digital repository for research materials and institutional publications created by the NPS community. Calhoun is named for Professor of Mathematics Guy K. Calhoun, NPS's first appointed -- and published -- scholarly author.

**Dudley Knox Library / Naval Postgraduate School**  
**411 Dyer Road / 1 University Circle**  
**Monterey, California USA 93943**

<http://www.nps.edu/library>

**Abstract:**


Leveraging Machine Learning for Optical MIMO laser QR signaling – Movidius Fathom / Intel Neural Compute Stick NPS: Peter R. Ateshian; Capt Adrian. W. Felder, Gibson John H., Gurminder Singh PhD, Don Brutzman, PhD, SPAWAR: David T. Wayne PhD, Burton Neuner III PhD

NPS/SPAWAR Laser/LED QR code ML application

**Goal: Laser QR MIMO 5 Domain and boundary Optical Communications**

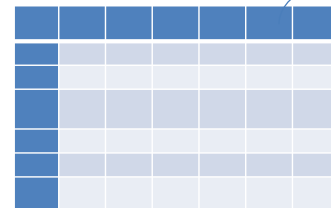
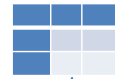
**Problem Statements: Beam Divergence**

The **beam divergence** of an electromagnetic beam is an angular measure of the increase in beam diameter  $2W_0$  or radius  $W_0$  with  $Z_0$  far field distance from the optical aperture or antenna aperture from which the electromagnetic beam emerges. This beam divergence will cause beam overlap in an undesired manner where white space is required. The **speckle pattern** of the beam at target is another correction that will be needed. Lastly, the **ellipsoidal nature** of a well-controlled mode for Gaussian/Bessel laser will cause asymmetric overlaps due to initial laser diode array placement and orientation.



**Analysis of Alternatives (AoA)**

- Machine Learning compensation by pairing in :
    - (a) TensorFlow/TFlite or
    - (b) PyTorch
  - Deployment
    - (a) Fathom Movidius (aka Intel Neural Compute Stick) or
    - (b) RaspberryPi3B
  - ML Algorithmic Alternative (50% Bandwidth reduction cost) Transmit QR then
    - (a) Blank then transmit !QR (complement
    - (b) or simultaneously on different wavelength DWDM with receiver filter) then use
    - (c) correct QR = QR - ! QR (subtract operation in OpenCV) on Fathom Movidius or
- (Note) test on PC MATLAB `imdiff(image1, image2)` in MATLAB for change detection then conversion of M to C++ on Raspberry Pi3B
- (d) Parallel Laser Morse code – siso below



Laser beams have a well know characteristic solid angle beam divergence characteristic. The effects of the beam divergence are an elliptical spread of about one meter per kilometer (~1/1000). Raleigh effects are also a natural phenomenon that makes two observed point sources appear to be one at a certain distance. We are investigating pattern machine learning to perform computational compensation for these effects. The initial point observation can be used as the correct classification of a distance observed multiple overlap set of divergent beams. A minimum test set or array design would be desirable as the QR code MIMO approach has a 21x21 or 441 element minimum configuration. A more manageable array size to have edges, corners and center would be a 3x3 array (fig 4a). This would yield 512 possible on/off combinations and would be a reasonable starting point for a training set. The 3x3 pattern could be scanned through the 21x21 array to make a 7x7 (fig 4b) or 49 way position combinations for a total of 25088 patterns vs  $2^{(441)}$ . 3x3 array –Laser diodes 512 pattern combinations QR minimum 21x21=> 7x7 for each 3x3 to for 25088 or ~25K combinations. Project potential DARPA offspring.

**NPS Development Environment**

