

Journal Pre-proofs

The role of Zn in the sustainable one-pot synthesis of dimethyl carbonate from carbon dioxide, methanol and propylene oxide

Ming Liu, Mariia Konstantinova, Leila Negahdar, James McGregor

PII: S0009-2509(20)30799-5
DOI: <https://doi.org/10.1016/j.ces.2020.116267>
Reference: CES 116267


To appear in: *Chemical Engineering Science*

Received Date: 27 May 2020
Revised Date: 20 October 2020
Accepted Date: 31 October 2020

Please cite this article as: M. Liu, M. Konstantinova, L. Negahdar, J. McGregor, The role of Zn in the sustainable one-pot synthesis of dimethyl carbonate from carbon dioxide, methanol and propylene oxide, *Chemical Engineering Science* (2020), doi: <https://doi.org/10.1016/j.ces.2020.116267>

This is a PDF file of an article that has undergone enhancements after acceptance, such as the addition of a cover page and metadata, and formatting for readability, but it is not yet the definitive version of record. This version will undergo additional copyediting, typesetting and review before it is published in its final form, but we are providing this version to give early visibility of the article. Please note that, during the production process, errors may be discovered which could affect the content, and all legal disclaimers that apply to the journal pertain.

© 2020 Published by Elsevier Ltd.



The role of Zn in the sustainable one-pot synthesis of dimethyl carbonate from carbon dioxide, methanol and propylene oxide

Ming Liu^a, Mariia Konstantinova^a, Leila Negahdar^{b,c} and James McGregor^{a,c*}

^aUniversity of Sheffield, Department of Chemical and Biological Engineering, Mappin Street, Sheffield S1 3JD, UK

^bUniversity College London, Department of Chemistry, Gordon Street, London WC1H 0AJ, UK

^cUK Catalysis Hub, Research Complex at Harwell, Rutherford Appleton Laboratory, Harwell OX11 0FA, UK

*james.mcgregor@sheffield.ac.uk; ORCID iD: <https://orcid.org/0000-0001-6813-306X>

Abstract:

Dimethyl carbonate (DMC) can be applied as a greener alternative to more hazardous materials, *e.g.* phosgene or dimethyl sulfate. Herein, one-pot synthesis of DMC from propylene oxide, methanol and CO₂ using alkali halide catalysts under mild conditions was studied. Addition of Zn powder to the K₂CO₃-NaBr-ZnO catalyst system was seen to increase DMC selectivity from 19.8% (TOF = 39.0 h⁻¹) to 40.2% (TOF = 78.1 h⁻¹) at 20 bar and 160 °C for 5 h. Catalyst characterisation showed that Zn powder increases the stability of the catalyst, preventing the active ingredients on the catalyst surface from leaching. An increase in propylene oxide conversion to DMC is attributed to the increase of Zn²⁺ ions in the reaction solution. Elevated pressure was not found to be a necessary reaction condition for transesterification. This study shows that increased selectivity to DMC can be achieved at mild conditions with the addition of Zn powder.

Keywords: Dimethyl carbonate, CO₂, Propylene oxide, alkali halide catalysts, Zn powder.

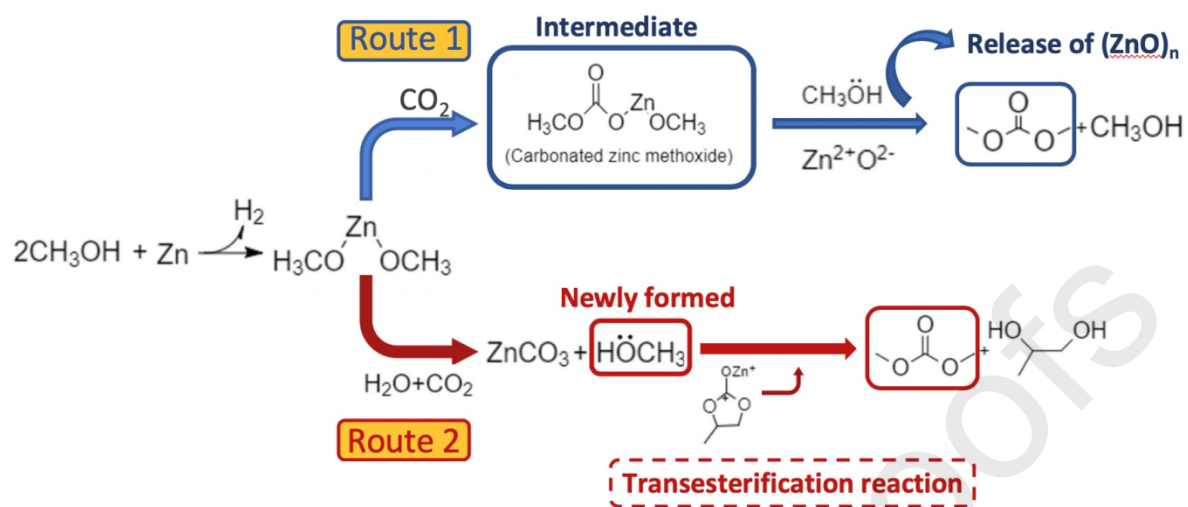
Funding: EPSRC is acknowledged for support via grant EP/R026815/1 and, for SEM data, via EP/K001329/1, for SEM data.

Conflicts of interest/Competing interests: No conflicts of interest or competing interests

Highlights:

- Dimethyl carbonate has been successfully synthesised from CO₂, CH₃OH and CH₃CHCH₂O
- Addition of zinc to the reaction dramatically improves DMC selectivity from 19.8% to 40.2%
- The main influence of zinc is on the transesterification step of the reaction
- High selectivities to DMC can be achieved at mild reaction conditions

Graphical Abstract:



The role of Zn in the sustainable one-pot synthesis of dimethyl carbonate from carbon dioxide, methanol and propylene oxide

Ming Liu^a, Mariia Konstantinova^a, Leila Negahdar^{b,c} and James McGregor^{a,c*}

1. Introduction

Carbon dioxide (CO₂) is most commonly discussed in negative terms as a greenhouse gas and major contributor to anthropogenic climate change. Recently, the use of CO₂ as an abundant carbon resource has received increased attention, with this field referred to as carbon dioxide utilisation. Direct conversion of CO₂ to green chemicals is an attractive application, as it incorporates a waste resource in the production of value-added, sustainable substances. Carbon dioxide utilisation in the synthesis of dimethyl carbonate (DMC) is attractive due to the extensive application of DMC in a variety of processes (Table 1). In particular, DMC has lower toxicity and is a more environmentally friendly chemical compared to traditional alternatives, many of which have unfavourable properties such as high toxicity, *e.g.* phosgene. Based on current global demand, the production of DMC is projected to reach approximately 314 kt by 2025 (*Dimethyl Carbonate Market by Application (Polycarbonate, Solvent, Pharmaceutical, Pesticide) - Growth, Share, Opportunities & Competitive Analysis, 2017 - 2025*, 2017).

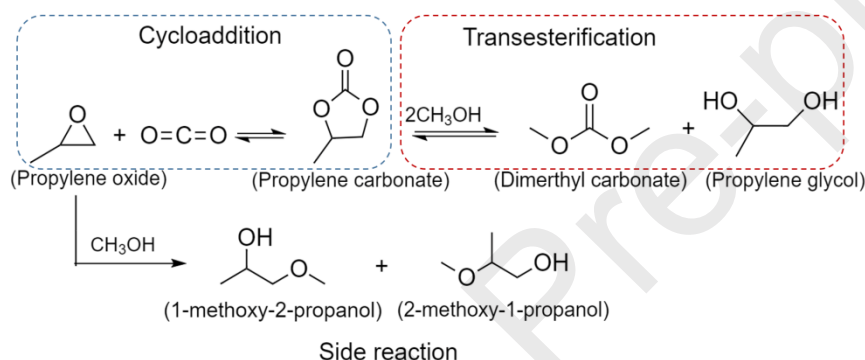
Table 1. Application of dimethyl carbonate as a green chemical.

Application	Chemicals replaced by DMC	Advantage of using DMC	Reference
Methoxycarbonylating agent	Phosgene (COCl ₂)	Selective reaction towards non-toxic products. Less hazardous reagent	(Aricò and Tundo, 2010)
Methylating agent	Dimethyl sulfate (DMS) or methyl halide (CH ₃ X, X = I, Br, Cl)	Higher selectivity to mono-methylated derivatives and less harmful to environment.	(Selva et al., 1994)
Gasoline additive	Methyl tert-butyl ether (MTBE)	Increases octane number which reduces the total emissions of hydrocarbons, carbon monoxide and formaldehyde.	(Pacheco and Marshall, 1997)

Conventional methods of DMC synthesis require the use of hazardous gases such as carbon monoxide (CO) or phosgene (COCl₂). Alternatively, the direct synthesis of DMC from methanol (CH₃OH) and CO₂ is a promising alternative due to high atom efficiency, low toxicity, and the use of readily-available feedstocks (Sakakura and Kohno, 2009). However, this process is limited by low conversion due to its endothermic and endergonic nature ($\Delta G = +26 \text{ kJ/mol}$) (Eta and Leino, 2010). Thermodynamic limitations can be overcome by employing a two-step conversion from epoxide compounds such as ethylene oxide or propylene oxide, thereby increasing the yield of DMC. Two-step conversion results in the formation of a cyclic carbonate intermediate, which can be synthesised using single component catalyst (*e.g.* polymeric organocatalyst) (Subramanian et al., 2018) or simple hybrid system (*e.g.* Cesium salts) (Suleman et al., 2019), however, the intermediate must be separated in a cost-intensive process such as filtration of the catalyst and evaporation of residual PO. Therefore,

high conversion *via* a one-pot synthesis of DMC is highly desirable. Herein we report the one pot synthesis of DMC using CO₂, methanol and propylene oxide in the presence of metal alkali halide catalysts.

The one-pot synthesis of DMC consists of two reversible steps: cycloaddition and transesterification. In the cycloaddition reaction, propylene oxide reacts with CO₂ to form propylene carbonate (PC) (Scheme 1). In the transesterification step, methanol and PC are converted to DMC and propylene glycol (PG). 1-methoxy-2-propanol and 2-methoxy-1-propanol are produced as by-products through the reaction between PO and methanol. The overall selectivity to DMC is limited by the formation of PG as a by-product *via* hydrolysis of PO by water formed in the reaction. Selectivity to DMC can therefore be increased by reducing the rate of production of PG through removing water from the system by adding dehydrating agents. Solid dehydrating agents can be used to remove water from the process, but most such agents *e.g.* 3Å molecular sieve, are not effective at high temperatures or pressures. 3Å molecular sieve is effective for dehydration only under 100 °C as the adsorption capacity decreases with increasing temperature (Simo et al., 2009). Therefore, it is necessary to find alternative agents for removing water from the system.



Scheme 1. Reaction pathway of one-pot synthesis of DMC.

Another desirable process consideration is the ability to operate under relatively mild conditions. Previously, high selectivity to DMC has been correlated with high pressure operating environments employing supercritical CO₂. Table 2 summarises the selectivity to DMC achieved over various catalysts at different CO₂ pressures. TOF values of the catalytic systems are calculated based on the reaction conditions provided in the previous literature studies. Applying high-operating pressure in chemical plants is, however, cost and energy intensive and introduces significant safety concerns. Optimisation of reaction conditions with the aim of minimizing the operating pressure while increasing reaction rate, selectivity and catalyst lifetime should be a key goal of process development (The Royal Society, 2017).

The choice of catalyst is also a crucial parameter in achieving high yields of DMC. It is known that alkali halides activate the cycloaddition reaction (Scheme 1) by nucleophilic attack of halide ions in the first step of reaction (Martínez-Ferraté et al., 2018). For example, KI immobilised on ZnO is an effective catalyst under supercritical conditions (Chang et al., 2004a). The addition of a strong base such as KOH, K₂CO₃, KNO₃ or Na₂CO₃, to the catalyst can improve selectivity to DMC by increasing the availability of basic sites, thereby promoting transesterification (Wang et al., 2016). Additionally, promoters may be added to improve the yield of DMC. For example, Mg turnings have been employed as a co-catalyst alongside KCl-promoted ZrO₂. Mg produces Mg(OCH₃)₂ as an intermediate product which can react with carbon dioxide to form carbonated magnesium methoxide (CMM) (Eta

et al., 2010). The exchange of oxygen atoms between methoxy groups of CMM adsorbed on catalyst surface and the bulk oxygen of catalyst enhances the production of DMC. MgO has also been employed by De and co-workers in combination with a supported basic ionic liquid-choline hydroxide (De et al., 2009). A review of the role of alkali metal salts in catalytic carbon dioxide utilisation is provided by Truong and Mishra (Truong and Mishra, 2020).

Table 2. Catalysts previously applied in the one-pot synthesis of DMC, and CO₂ pressures employed.

Catalyst	CO ₂ pressure (bar)	DMC selectivity	TOF (h ⁻¹)	Reference
KOH-KI-ZnO	165	58.0%	8.4	(Chang et al., 2010)
Mg-KCl-ZrO ₂	95	52.7%	52.2	(Eta et al., 2010)
MgO	80	13.6%	4.1	(Bhanage et al., 2009)
KOH-4A	30	16.8%	41.9	(Li et al., 2005)
Na ₂ CO ₃ -KCl-Al ₂ O ₃	25	20.1%	-	(Jiang and Yang, 2004)
KCl + crown ethers	20	23.0%	73.7	(Li et al., 2015)
KOH-β-zeolite	20	23.3%	-	(Xu et al., 2013)

This work therefore considers the application of ZnO-supported NaBr (as an alkali halide) promoted with K₂CO₃ (as a strong base) in the synthesis of DMC from CO₂, methanol and PO at 160 °C and 20 bar over a reaction time of 5 hours. Based on previous literature research (Liu et al., 2016), the introduction of nucleophilic group such as Cl⁻, Br⁻ or I⁻ facilitates the coupling the reaction of propylene oxide and CO₂. The catalytic activity decreases in the order of I⁻ > Br⁻ > Cl⁻, which is in agreement with the ability of nucleophiles to donate electrons and the leaving ability of the halide anions. Therefore, the proposed ZnO carrier with stronger nucleophilic Br⁻ anion is applied in this research: iodide compounds are less cost effective and present toxicity concerns. Alkali metal carbonate (K₂CO₃) is used to increase the intensity of strong basic sites on catalyst surface due to the formation of potassium oxide during calcining procedure (Jiang and Yang, 2004). Supported K₂CO₃ catalysts have also been investigated by Tian and co-workers (Tian et al., 2007); the synthesised catalysts exhibited excellent catalyst recyclability. Since zinc powder can react with water vapour to form zinc oxide, zinc can potentially act as a dehydrating agent and increase the selectivity to DMC by reducing the formation of PG. The role of metallic zinc and the possible reaction mechanism are presented and discussed. As magnesium methoxide (formed by the reaction of MgO and methanol) has previously been reported as a reaction intermediate in the presence of Mg, the formation of zinc methoxide as an intermediate in the presence of Zn was therefore expected. In this study, magnesium methoxide was also used to investigate the possible reaction mechanism in order to deconvolve the influence of the metal powder from the metal oxide support. Furthermore, the surface properties of the catalyst system were analysed and reported.

2. Experimental

2.1 Materials

Reagents sodium bromide (≥99%), potassium carbonate (≥99%), methanol (≥99.9%) and propylene oxide (≥99.5%) were purchased from Sigma-Aldrich. Zinc oxide (≥99%) was purchased from Fisher Scientific. Carbon dioxide gas (≥99.99%, water content <0.01%) was obtained from BOC. 2-propanol (Sigma-Aldrich, ≥99.8%) was used as an internal standard for GC-FID quantitative analysis.

Dimethyl carbonate (99%), propylene carbonate (99.7%), 1-methoxy-2-propanol ($\geq 99.5\%$) and propylene glycol ($\geq 99.5\%$), supplied from Sigma Aldrich, were employed as reference materials for calibration curves. All materials were used as received unless otherwise stated.

2.2 Catalyst Preparation

Prior to impregnation, the metal oxide support (ZnO) was calcined at 700 °C for 3 h. K_2CO_3 -NaBr-ZnO was synthesised by addition of 12 wt% K_2CO_3 and 17.5 wt% NaBr to ZnO by wet impregnation. The mixture was refluxed at 60 °C for 24 h, followed by vacuum filtration. Based on a method previously reported by Chang *et al.* (Chang *et al.*, 2004a), filtered solids were dried at 100 °C for 12 h and then further calcined at 700 °C for 3 h. The catalyst composition was selected on the basis of preliminary screening studies employing varying K_2CO_3 and NaBr contents. The selected composition gave the highest DMC selectivity with relatively low selectivity to PG and by-products as shown in Figure S1. Preliminary studies (Figure S2) also confirmed that improved performance was obtained when using bromide salts rather than chloride salts in agreement with the known trends in their nucleophilicity (Section 1); additionally, the use of Na_2CO_3 as the carbonate was observed to result in lower yields of DMC than when using K_2CO_3 (Figure S3).

2.3 Catalytic Synthesis of DMC

The one-pot synthesis of dimethyl carbonate was carried out in a stainless-steel reactor (Parr Instruments, Model 4714) equipped with an external thermometer and a heating jacket. The reactor was placed on an electric heater equipped with a mechanical stirrer. In a typical reaction, 100 mmol methanol, 33.3 mmol propylene oxide and 0.3 g catalyst were loaded into the reactor. A molar ratio of 1 to 5 Zn:PO was used with a PO concentration of 33.3 mmol. Air in the autoclave was removed by purging three times with CO_2 . The reactor was then pressurised with CO_2 to 20 bar at room temperature before heating to 160 °C. The stirrer was then turned on, indicating time zero, and the reaction run for 5 h. The pressure of the reactor was measured by a pressure gauge equipped with pressure relief valve. At the end of the desired reaction time, the reactor was quenched in an ice-water bath and cooled to 10 °C. Acetone and 2-propanol were used as the solvent and internal standard for GC-FID measurements (Section 2.4). In experiments where $Mg(OCH_3)_2$ was employed, this was added in the liquid-phase alongside the other reactants prior to reaction

Qualitative analysis of reaction liquid samples was performed by GC-MS (Shimadzu GCMS QP2012SE). The temperature of the GC column was held at 40 °C for 2 min and was programmed to rise to 180 °C at a rate of 10 °C min^{-1} , then to further increase to 230 °C at a rate of 10 °C min^{-1} and held at that temperature for 3 min. GC-FID was employed for quantitative analysis based on experimental calibration curves with 2-propanol being used as the internal standard. The yield and selectivity of products and PO conversion were calculated based on the amount of each product and the amount of PO added (Li *et al.*, 2015). Turnover frequency (TOF) is used to evaluate the catalytic efficiency of the reaction system. This is typically defined as the number of molecules reacting per active site per unit time [21]. It is however challenging to determine the quantity active sites in a heterogeneous catalyst with a non-uniform surface. Therefore, in this work, TOF is defined as the mass of synthesised dimethyl carbonate (DMC) per gram of catalyst per hour [21] as shown in Equation 1:

$$TOF = \frac{m_{DMC}}{W_{cat} \times t} = \frac{n_{PO} \times Yield_{DMC} \times M_{DMC}}{W_{cat} \times t}$$

where n_{PO} , M_{DMC} , t , and W_{cat} represent the molar amount (mmol) of PO, formula weight (g mol^{-1}) of DMC, reaction time (h) of DMC synthesis reaction, and the mass of overall catalyst (mg), respectively. Multiple measurements were used for each TOF calculation and the average of those is presented.

2.4 Catalyst Characterisation

The catalysts were characterised through BET adsorption isotherms and BJH pore volume analysis, thermogravimetric analysis (TGA), X-ray diffraction (XRD), scanning electron microscopy-energy dispersive X-ray (SEM-EDX) spectroscopy, inductively coupled plasma mass spectrometry (ICP-MS) and atomic absorption spectroscopy (AAS).

The specific surface area (BET) and pore size distribution (BJH) of $\text{K}_2\text{CO}_3\text{-NaBr-ZnO}$ was measured with a Quadrasorb EVO instrument (model QDS-30), using the adsorption of N_2 at the temperature of liquid nitrogen (77 K). Prior to measuring, the sample was degassed at 523 K for 24 h and finally outgassed to 10^{-3} Torr.

Thermogravimetric analysis of catalysts was performed on a thermogravimetric analyser (PerkinElmer, TGA 4000) employing ~ 6 mg of sample and increasing temperature to 950°C at $10^\circ\text{C min}^{-1}$ under a stream of N_2 (20 ml min^{-1}).

X-ray diffraction was employed to analyse the morphological properties of the catalyst. Samples were analysed using a Bruker D2 Phaser powder XRD instrument with $\text{Cu K}\alpha$ (30 kV, 10 mA) radiation at a scanning rate of $0.05^\circ\text{ min}^{-1}$. Scanning electron micrographs and EDX were recorded on a JSM-6010LA JEOL SEM instrument with AGAR Sputter Coater. All the samples were coated with a gold layer and analysed at 10 keV with a working distance of 10 mm.

Atomic absorption spectroscopy (AAS) and inductively coupled plasma-optical emission spectrometry (ICP-OES) were employed to analyse the spent solid catalyst and liquid reaction products. In a typical sample preparation procedure, both solid and liquid sample were digested with concentrated HNO_3 , followed by dilution of digested solutions with 1% HNO_3 solution (concentration $<10\text{ppm}$).

3. Results and discussion

3.1 Catalytic activity of $\text{K}_2\text{CO}_3\text{-NaBr-ZnO}$, Zn powder and magnesium methoxide

The catalytic activity towards DMC synthesis displayed by the unpromoted catalyst (NaBr-ZnO), and base-promoted catalyst ($\text{K}_2\text{CO}_3\text{-NaBr-ZnO}$) with and without zinc powder and magnesium methoxide are summarised in Table 3, alongside data for Zn powder and $\text{Mg}(\text{OCH}_3)_2$ Alone.

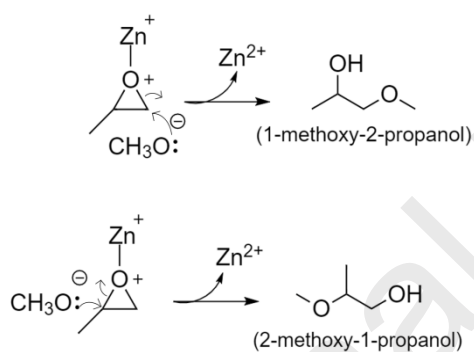
Table 3. Catalytic activity of DMC catalysts.

Entry	Catalyst	PO conversion (%)	DMC formed (mmol/ml)	Selectivity (%)			By-product	TOF (h^{-1})
				DMC	PC	PG		
I	NaBr-ZnO^a	98.6	0.97	13.8	66.6	18.1	8.8	27.2
II	$\text{K}_2\text{CO}_3\text{-NaBr-ZnO}$	98.3	0.84	19.8	36.5	26.1	18.0	39.0
III	$\text{K}_2\text{CO}_3\text{-NaBr-ZnO} + \text{Zn}$	97.0	1.67	40.2	23.4	35.9	39.7	78.1
IV	Zn powder	54.5	0.006	0.3	0.3	6.7	92.2	-
V	$\text{K}_2\text{CO}_3\text{-NaBr-ZnO} + \text{Mg}(\text{OCH}_3)_2^b$	99.1	1.64	43.2	33.7	29.1	30.9	85.7

VI	K_2CO_3 -NaBr-ZnO + $Mg(OCH_3)_2$ + Zn	96.4	1.53	37.6	27.1	26.5	36.8	72.5
VII	$Mg(OCH_3)_2$	99.6	1.47	34.4	17.3	22.8	33.9	-

Reaction conditions: 20 bar CO_2 , 160° C, 5h. ^a Methanol (100 mmol), PO (33.33 mmol), catalyst (0.3 g), Zn powder (0.43g); ^b3.3 mmol $Mg(OCH_3)_2$ and 100 mmol methanol, PO (33.3 mmol), catalyst (0.3 g), Zn powder (0.43 g); PO: propylene oxide, PC: propylene carbonate, PG: propylene glycol, By-products: 2-methoxy-1-propanol and 1-methoxy-2-propanol. The standard deviation is within $\pm 3.5\%$ of the reported selectivity.

As anticipated, the addition of the base, K_2CO_3 , increases the selectivity to DMC – specifically from 13.8% to 19.8% and decreases selectivity to PC (Table 3, entries I and II). This suggests that K_2CO_3 promotes the transesterification of PC and methanol to DMC. This is consistent with previous observations on the role of basic promoters (Section 1). The addition of Zn powder to the reaction results in an even more dramatic increase in DMC yield from 19.8% to 40.2% with a TOF of 39.0 h^{-1} and 78.1 h^{-1} , respectively. This is comparable to results achieved in supercritical CO_2 (Table 2, highest TOF = 73.7 h^{-1} with KCl + crown ether catalyst) despite the reaction herein being conducted at relatively mild conditions. However, selectivity to PG (35.9%) is similar to that of DMC (40.2%) in this system because PG is generated simultaneously with DMC with a molar ratio of 1 to 1 during the transesterification reaction. It is also evident that more by-products are formed with the addition of zinc (Table 3), which is a key factor inhibiting DMC formation. Increased formation of 1-methoxy-2-propanol and 2-methoxy-1-propanol is observed from the reaction of methanol with PO (Scheme 2). Note that Zn powder on its own has only limited activity (entry IV), with 54.5% PO conversion as compared to >98% in all other cases, and negligible (0.3%) selectivity to DMC.



Scheme 2. Proposed reaction mechanism for the formation of by-products in the synthesis of DMC from propylene oxide, CO_2 and methanol.

The impact of Zn on the reaction is proposed to result in two effects. Firstly, as a dehydrating agent Zn removes water from the reaction. Secondly, Zn forms zinc methoxide ($Zn(OCH_3)_2$) *via* reaction with methanol. Metal methoxides are well-known homogeneous transesterification catalysts, *e.g.* sodium or potassium methoxide is typically generated *in situ* during biodiesel synthesis from oils or fats (Balat, 2007). Therefore, it is expected that Zn promotes the second stage of the reaction, transesterification. However, it is challenging to decouple the effects of Zn added as zinc powder and Zn present in the ZnO support. Therefore, in order to investigate the catalytic activity of metal methoxides, the effect of adding $Mg(OCH_3)_2$ was investigated. $Mg(OCH_3)_2$ contains the same methoxy group as $Zn(OCH_3)_2$, but solid products formed in the reaction, such as MgO, $Mg(OH)_2$ or $MgCO_3$, can be readily distinguished from those formed from the ZnO support. The results show that $Mg(OCH_3)_2$ contributes to the formation of DMC regardless of the presence (selectivity of 43.2%) or absence (selectivity of 34.4%) of the solid catalyst in the reaction. Hence, $Mg(OCH_3)_2$ can successfully catalyse both steps in the one-pot reaction system.

With the addition of either Zn powder or $\text{Mg}(\text{OCH}_3)_2$, the selectivity to PC in the final liquid product decreases (Table 3, entries II, III, V). This is indicative of higher conversion of PC to DMC. A possible explanation for the increased DMC yield in these systems is an increase in the concentration of methoxy groups from $\text{Zn}(\text{OCH}_3)_2$ in the liquid phase, which promote transesterification. It can therefore be concluded that Zn powder acts as a promoter rather than only as a dehydrating agent in the reaction.

3.2 The role of Zn powder

As shown in Table 3, the addition of zinc has a notable effect on the reaction, for example, adding zinc powder alongside K_2CO_3 -NaBr-ZnO increases selectivity to DMC from 13.8% to 40.2%. As discussed in Section 1, the synthesis of DMC is a stepwise reaction involving cycloaddition, followed by transesterification (Scheme 1). In order to determine the role of zinc, its influence in each of these steps was investigated independently. The role of Zn in the cycloaddition reaction is investigated in Section 3.2.1, while its role in transesterification is reported in Section 3.2.2.

3.2.1 The role of zinc in the cycloaddition reaction

The production of propylene carbonate is limited by the hydrolysis of propylene oxide to propylene glycol. In order to investigate the influence of Zn, a systematic comparison of the yields of propylene carbonate and propylene glycol, and propylene oxide conversion in the presence of different reactants and catalysts were conducted. Figure 1 shows the influence of zinc on the reaction in the presence of: (i) propylene oxide, CO_2 and catalyst only (reactions 1 and 2); (ii) PO, CO_2 , catalyst and water (reactions 3 and 4); and (iii) PO, CO_2 , catalyst and PG (but no water) (reactions 5 and 6).

In each case, the effect of Zn on the cycloaddition reaction does not appear to be significant. Specifically, when only CO_2 , PO and catalyst are involved in the reaction, there is no change in PO conversion and PC yield, while PG yield is approximately halved to ~ 0.7 mmol/ml. When water or PG is present in the reaction, PG production is increased by 10.1% and 17.2%, respectively, while the PC yield does not change.

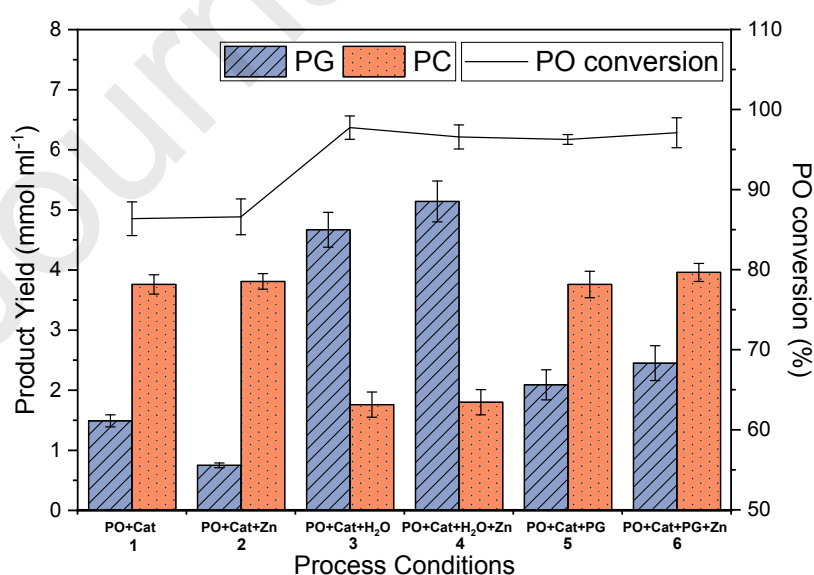


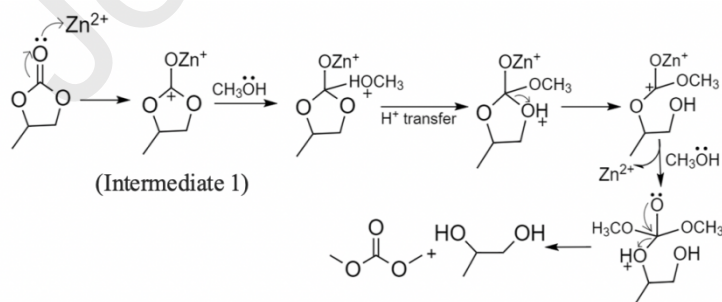
Figure 1. Conversion of PO and the yields of PG and PC in the one-pot synthesis of DMC. Reaction conditions: 160 °C, 5 h, CO₂ (20 bar); catalyst (K₂CO₃-NaBr/ZnO, 0.3 g), Zn powder (0.43 g), PO (66.7 mmol), H₂O (44.4 mmol, reactions 3 and 4), PG (11.1 mmol, reactions 5 and 6).

The reaction mechanism for the formation of propylene carbonate by halides is well established. Carbon dioxide is a weakly acidic gas which can adsorb or react at acid-base sites on solid surfaces. In previous studies where the mechanism of cycloaddition has been discussed, the reaction is proposed to be initiated by the attack of the Br nucleophile on the epoxide followed by reaction of the alkoxide with CO₂ and finally by ring-closure (Wang et al., 2012). At the same time, Zn²⁺ and Br dissociate from the product and dissolve into the reaction solution. The Zn surface might contribute to the activation of the epoxide via Zn(II) atoms but also via Zn-OH groups acting as hydrogen bond donors (Lagarde et al., 2019). Following this mechanism, it would be expected that the addition of Zn powder would have little effect on PC formation, in line with the experimental results presented in Figure 1.

3.2.2 The role of zinc in the transesterification reaction

The effect of both Zn powder and CO₂ on transesterification is explored in this study. To the best knowledge of the authors, the role of carbon dioxide in the second step of DMC synthesis has not previously been discussed in literature. Figure 2 demonstrates the effect of zinc on the reaction when, (i) PC, methanol and CO₂ are all present (reaction 7 and 8); (ii) PC and methanol are present but in the absence of CO₂ and at atmospheric pressure (reaction 9); and (iii) PC and methanol are present, CO₂ is absent and the reaction mixture is under an initial (room temperature) atmosphere of helium gas at 20 bar (reaction 10). These are compared to the reaction with PG, methanol and CO₂ in the absence of a Zn as a baseline case (reaction 7). It is seen that Zn powder has a significant effect on transesterification by simultaneously increasing the conversion of PC and the yield of DMC, with a three-fold increase in the TOF values (from 20.8 h⁻¹ to 66.0 h⁻¹). In the absence of Zn powder, the yield of PG (1.15 mmol ml⁻¹) is much higher than that of DMC (0.51 mmol ml⁻¹). In contrast, the ratio of PG and DMC formed in the presence of Zn is approximately equal (1.70 mmol ml⁻¹ and 1.62 mmol ml⁻¹, respectively).

The presence of Zn²⁺ ions may explain the increase in DMC selectivity observed in the presence of Zn powder (Scheme 3). The reaction starts with the attack of the zinc ion by the carbonyl of PC, then the methoxy groups of methanol attack the carbon atom in intermediate 1. DMC and PG are then formed by the transfer of H⁺ (Murugan and Bajaj, 2010). However, the higher PC conversion and higher PG yield obtained may also indicate that there is an alternative reaction route to convert PC to DMC by-passing the formation of PG.



Scheme 3. Proposed mechanism for the synthesis of dimethyl carbonate from propylene carbonate and methanol.

Considering the role of the gas atmosphere, in the absence of CO₂ (reaction 10) and at atmospheric pressure (reaction 9) produced yields of DMC and PG are very similar to those obtained under 20 bar CO₂ (reaction 8). However, in contrast to reaction 9, DMC (1.71 mmol ml⁻¹) is produced in greater quantities than PG (1.57 mmol ml⁻¹). Notably, 0.10 mmol ml⁻¹ of PO is formed in the absence of CO₂ at atmospheric pressure. This is not observed under 20 bar CO₂. Under 20 bar He, but not CO₂, the highest TOF of 80.8 h⁻¹ is obtained. Moreover, production of DMC increased by 22.8 % and that of PG increased by 15.9 % as compared to the values obtained under 20 bar CO₂. PO was also observed to form under 20 bar He, at a concentration of ~0.13 mmol ml⁻¹, similar to that obtained at ambient pressure in the absence of CO₂.

In the cycloaddition reaction CO₂ is a reactant, and hence propylene carbonate production is enhanced by increasing CO₂ partial pressure. The similarity of the yields of DMC and PG obtained under 20 bar CO₂, under 20 bar He and at ambient pressure, however, indicates that elevated pressure is not required for transesterification to proceed. However, CO₂ does influence the reverse cycloaddition reaction, as evidenced by the presence of PO in reactions at atmospheric pressure and under 20 bar He, but not under CO₂. CO₂ therefore limits the formation of undesired by-products. The suppression of the reverse cycloaddition reaction and decreased DMC yield may indicate poisoning of active sites of the catalyst by CO₂. Previous studies at 5 bar CO₂ have indicted the successful synthesis of DMC from ethylene oxide (Liu et al., 2015).

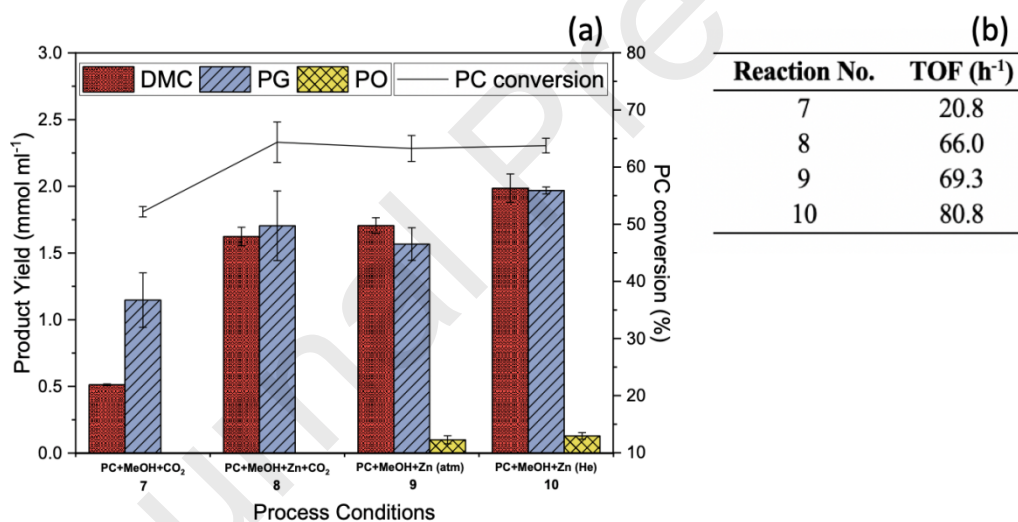


Figure 2. (a) Conversion of PC and the yield of DMC, PG and PO in the one-pot synthesis of DMC. (b) The activity of catalyst under various reaction conditions. Reaction conditions: 160 °C, 5 h, CO₂ (20 bar, reactions 7 and 8 only), He (20 bar, reaction 10 only), catalyst (K₂CO₃-NaBr-ZnO, 0.3 g), PC (33.3 mmol) and methanol (100 mmol). Zn powder (0.43 g) is also present in reactions 8-10.

3.3 Catalyst characterisation

3.3.1 Thermogravimetric analysis

Thermogravimetric analysis was used to investigate the interaction between the active components - K₂CO₃ and NaBr and the support, and the effects of the calcination step during catalyst synthesis (Chen and Marks, 2000). The thermogravimetric analysis of two samples, (a) uncalcined K₂CO₃-NaBr-ZnO and (b) a mixture of K₂CO₃, NaBr and ZnO, is shown in Figure 3. The original TGA data are plotted alongside the differential thermograms (DTG).

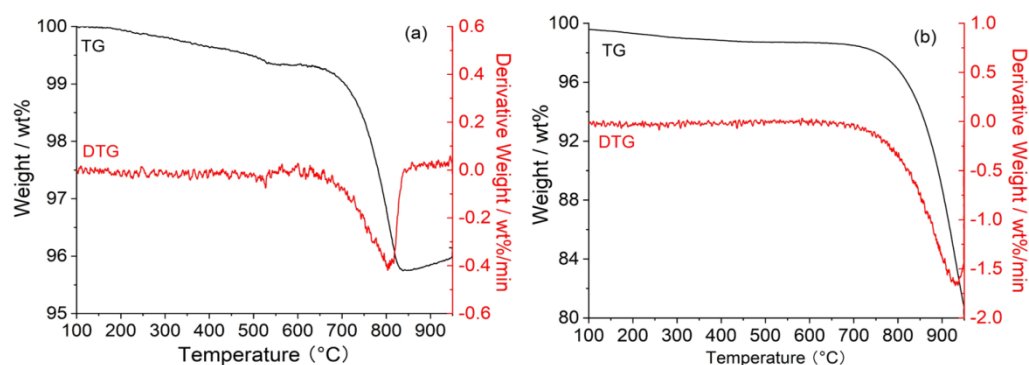


Figure 3. DTG and TG curves of (a) uncalcined K_2CO_3 -NaBr-ZnO (b) mixture of K_2CO_3 , NaBr and ZnO.

It can be seen from the TG and DTG plots in Figure 3(a) that the uncalcined catalyst exhibits a weight loss in the temperature range of 720-830 °C, and reaches a maximum weight loss rate at ~800 °C. During the catalyst preparation process, the active species (K_2CO_3 and NaBr) in the solution are attached to the surface of the support. The weight loss is associated with decomposition of carbonate group in the newly formed compound slightly below 800 °C (Fierro et al., 2002). The TG-DTG curve in Figure 3(b) shows that the weight of the mixture starts to decrease from ~750 °C, and the rate of mass loss reaches a maximum at ~ 920 °C due to the decomposition of K_2CO_3 (Sun et al., 2014). Comparing Figures 3(a) and 3(b), it can be concluded that a new polymer is formed during the preparation of the catalyst. The calcination temperature of the catalyst was therefore selected as 700 °C because the structure of the catalyst is unstable above 720 °C.

3.3.2 X-ray diffraction

XRD was used to study the composition of solid catalyst before and after reaction with $Mg(OCH_3)_2$ in order to deconvolve the role of Zn in the reaction. The XRD pattern of the solid reaction products in the presence of the catalyst and $Mg(OCH_3)_2$, and in the presence of only $Mg(OCH_3)_2$ are presented in Figure 4. The typical peaks of $MgCO_3$ (PDF-ICDD 04-012-1188) are apparent in the solid products obtained under both reaction conditions. The remaining peaks shown in Figure 4(a) are assigned to $Mg_{0.1}Zn_{0.9}O$ (PDF-ICDD04-019-9591).

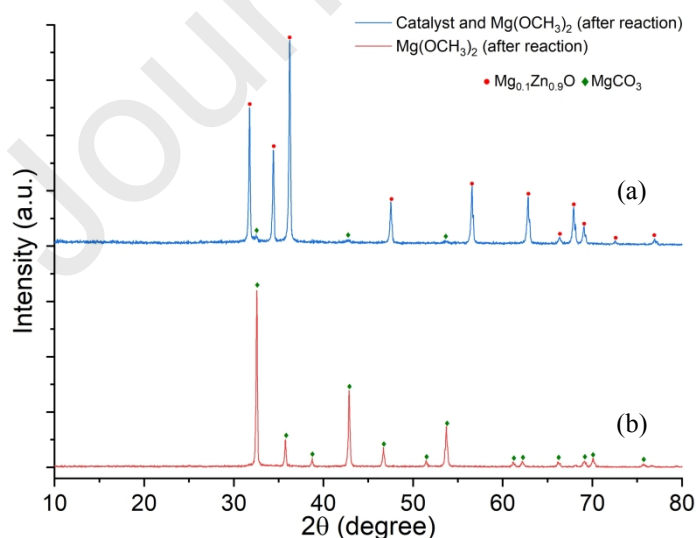
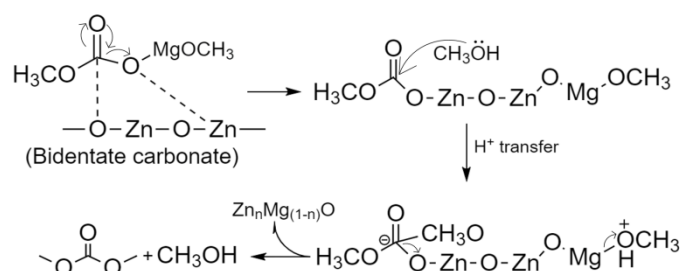


Figure 4. The XRD patterns of reaction products resulting from: (a) reaction with catalyst and $\text{Mg}(\text{OCH}_3)_2$; and (b) reaction with $\text{Mg}(\text{OCH}_3)_2$ only.

According to the $\text{Mg}(\text{OCH}_3)_2$ -promoted reaction mechanism previously proposed (Eta et al., 2010), $\text{Mg}(\text{OCH}_3)_2$ and K_2CO_3 -NaBr-ZnO participate as shown in Scheme 4. Bidentate carbonate is formed as an intermediate, indicative of the migration of CO_3 species from CMM to the surface of catalyst. The exchange of oxygen atom between the intermediate and the catalyst ultimately results in the production of DMC. The formation of DMC is completed with the release of $\text{Mg}_{0.1}\text{Zn}_{0.9}\text{O}$.



Scheme 4. Proposed mechanism for the reaction with $\text{Mg}(\text{OCH}_3)_2$ when using K_2CO_3 -NaBr-ZnO as catalyst (adapted from the reaction mechanism of $\text{Mg}(\text{OCH}_3)_2$ -promoted reactions, proposed by Eta *et al.* (Eta *et al.*, 2010).

Diffraction patterns of the fresh and spent catalyst are shown in Figure 5. The presence of ZnO (PDF-ICDD 01-081-8838) and Na_2CO_3 (PDF-ICDD 04-013-9890) are clearly present in the fresh catalyst (K_2CO_3 -NaBr-ZnO). The diffraction pattern of the spent catalyst (Figure 5(b)) shows the appearance of ZnCO_3 (PDF-ICDD 04-015-6717). This indicates that the stable carbonyl double bond is disrupted as a result of the reaction of CO_2 with the active site of catalyst.

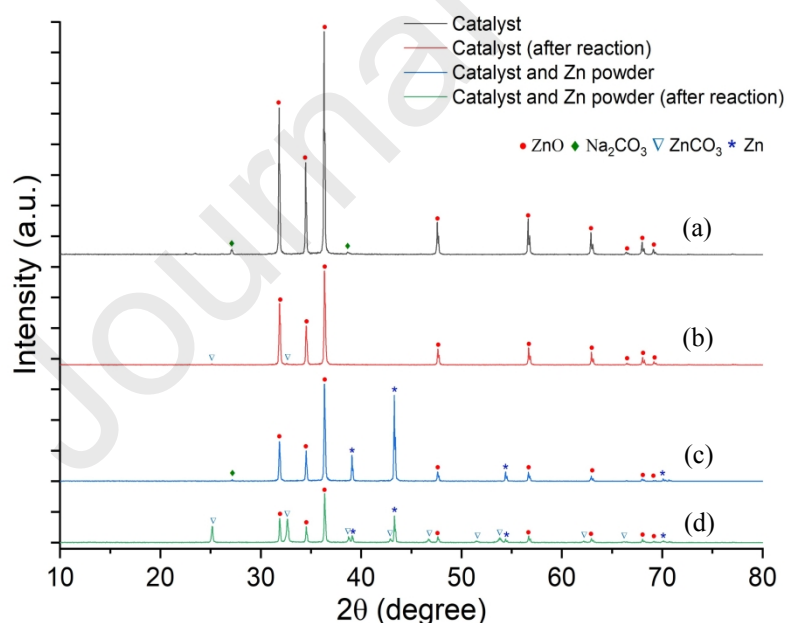


Figure 5. The XRD patterns of fresh and spent catalysts: (a) fresh K_2CO_3 -NaBr-ZnO; (b) K_2CO_3 -NaBr-ZnO after reaction; (c) fresh K_2CO_3 -NaBr-ZnO and Zn powder mixture; and (d) K_2CO_3 -NaBr-ZnO and Zn powder mixture after reaction.

The mixture of K_2CO_3 -NaBr-ZnO and Zn powder (Figure 5(c)) is found to contain Zn (PDF-ICDD 04-014-0235), ZnO (PDF-ICDD 01-083-8004), and Na_2CO_3 (PDF-ICDD 04-013-9890). $ZnCO_3$ (PDF-ICDD 04-015-6717) is formed after the reaction, with higher peak intensities *cf.* Figure 5(b) indicating that the content or crystallinity of $ZnCO_3$ is increased (see Table 4). The full width at half maximum (FWHM) of the peak obtained from XRD pattern is used to calculate the crystallite size of particles by using Scherrer equation (Patterson, 1939).

Table 4. Average crystalline size of particles before and after reaction. ‘-’ indicates that a crystalline phase is not observed in the diffractogram. ‘*’ indicates that the corresponding peak is present but is beneath the size limit to accurately determine the crystallite size.

	Average crystalline size (nm)		
	ZnO	Zn	$ZnCO_3$
Catalyst	46 ± 6	-	-
Catalyst (after reaction)	43 ± 5	-	*
Mixture of catalyst and Zn	44 ± 4	54 ± 4	-
Mixture of catalyst and Zn (after reaction)	50 ± 3	45 ± 2	42 ± 4

The crystallite size of ZnO remains essentially unchanged before and after the reaction when only the catalyst is involved (Table 4). However, when zinc powder is added, the crystallite size of ZnO increases by approximately 6 nm after reaction, and the average size of Zn powder decreases from 54 nm to 45 nm. This is consistent with the hypothesis that zinc powder converts to ZnO and $ZnCO_3$ during reaction. The reaction with $Mg(OCH_3)_2$ yields analogous solid products ($Mg_{0.1}Zn_{0.9}O$ and $MgCO_3$, Figure 4) indicating that both Zn and Mg may undergo transformation *via* similar reaction mechanisms. Based on the reaction mechanism of $Mg(OCH_3)_2$ (Scheme 4), it is possible to speculate the reaction mechanism of zinc. The Zn powder is converted to $Zn(OCH_3)_2$ and subsequently reacts with CO_2 to form carbonated zinc methoxide (CZM). The carbonate group of CZM is adsorbed on the surface of the catalyst at unsaturated $Zn^{2+}O^{2-}$ Lewis acid-base pair sites and the intermediate bidentate carbonate is formed. The exchange of oxygen atoms in the bidentate carbonate with the oxygen atoms on the catalyst surface results in migration of the carbonate species on the catalyst surface, which facilitates the formation of DMC.

3.3.3 Textural Properties

BET adsorption isotherms yield a surface area of $1.4 \text{ m}^2\text{g}^{-1}$, while BJH pore size analysis yields a pore volume of $3.9 \text{ cm}^3\text{g}^{-1}$ and a pore diameter centred around 3.8 nm. The full pore size distribution is shown in Figure S4.

SEM and EDX analysis provide information regarding the morphology and the elemental composition of the catalyst. Figure 6 shows the surface morphology of the solid products from reactions involving $Mg(OCH_3)_2$. It is apparent that the shape of the granular catalyst is unchanged before and after the reaction (Figures 6(c) and 6(b), respectively). As $Mg(OCH_3)_2$ acts as a homogeneous catalyst in the reaction (Section 3.1), the reaction pathway described by Scheme 4 is proposed as the major route for the formation of DMC. Based on XRD analysis (Figure 4), agglomerates of $MgCO_3$ are formed during the reaction; an example of this can be seen in Figure 6(a).




Figure 6. SEM images of the solids resulting from reactions involving $\text{Mg}(\text{OCH}_3)_2$: (a) reaction with K_2CO_3 - NaBr - ZnO catalyst, CO_2 , propylene oxide, methanol and $\text{Mg}(\text{OCH}_3)_2$; (b) Higher magnification (6000x) image of identified region in (a); and (c) K_2CO_3 - NaBr - ZnO catalyst prior to reaction (6000x).




Figure 7. Surface morphology of the catalyst and mixtures of catalyst and Zn powder. (a) mixture of fresh catalyst and Zn (b) mixture of spent catalyst and Zn (c) spent zinc particles with a higher magnification (7000x) (d) new formed particle with a higher magnification (7000x).

SEM analysis of the mixtures of the catalyst with zinc powder are shown in Figure 7. Granular morphology is observed in the mixture both before and after reaction, indicative of catalyst stability. However, it is apparent that the surface of the originally spherical particles becomes rough after reaction and new large particles are formed as shown in Figure 7(b). Combined with the average crystallite size of Zn determined by XRD (Table 4) and ICP-OES results (Tables 6(a), 6(b)), it can be hypothesised that these morphological changes to zinc powder are because Zn participates in the reaction and remains in the liquid product as Zn^{2+} . From the XRD pattern (Figure 5), ZnCO_3 is known to be formed after the reaction. This agglomerates with K_2CO_3 - NaBr - ZnO catalyst particles (Figure 7(d)). The new ZnCO_3 particles with an average crystalline size of 42 nm are obtained through the reaction of $\text{Zn}(\text{OH})_2$ (the hydrolysis product of $\text{Zn}(\text{OCH}_3)_2$) with CO_2 (Fujita et al., 1992). This process is accompanied by the formation of methanol, which promotes the transesterification reaction to generate DMC (Scheme 5, Route 2).

EDX spectroscopy was employed in order to obtain information on the elemental composition of the solid catalyst and the distribution of elements on catalyst surface and to investigate the effect of calcination. Table 5 shows that the zinc content decreases by 18 mass% as a consequence of the participation of zinc (powder) in the reaction. The Na^+ and O^{2-} content should in principle increase in percentage terms as a result, however only the O^{2-} content increases. This is ascribed to the formation of ZnCO_3 . The decrease of Na^+ is due to the leaching of Na^+ from the catalyst surface into the reaction

solution. The elemental composition of solid catalyst by EDX analysis is consistent with ICP-OES analysis results (Table 6(a)).

Table 5. Elemental composition of the catalyst and the mixture of catalyst and zinc powder by EDX spectroscopy.

Mass (%)	Catalyst		Mixture of catalyst and Zn	
	Before calcination	After calcination	Before reaction	After reaction
Na	8.78	10.89	8.94	6.89
Zn	60.22	55.57	60.55	42.42
O	31.01	33.54	30.50	50.68
Mg	-	-	-	-

For each sample, a minimum of 5 different measurements were conducted and the experimental error is within $\pm 3\%$.

EDX-mapping also indicates that the distribution of elements on the catalyst surface is essentially unchanged before and after calcination (Table 5) as the structure of catalyst remains stable below 720 °C. Moreover, Figure 8 shows that the active materials are uniformly dispersed on the surface of the support after calcination and that this process therefore does not have a negative impact on catalyst performance.

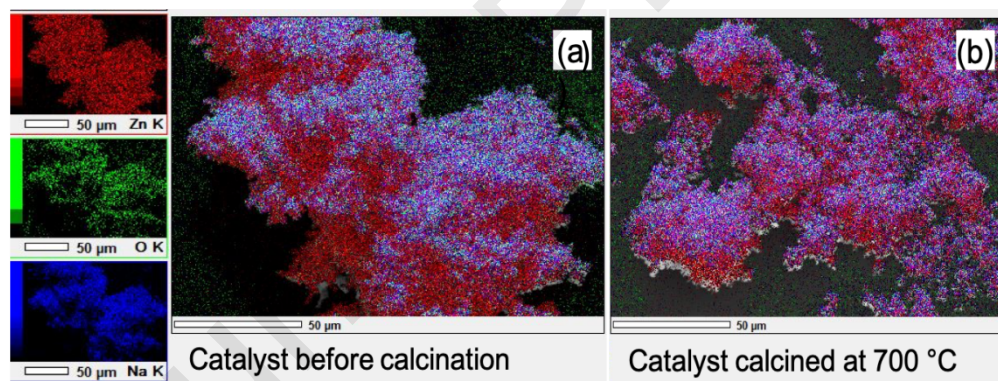


Figure 8. The distribution of zinc (red), oxygen (green) and sodium (blue) on catalyst surface before and after calcination by EDX mapping: (a) catalyst before calcination; and (b) catalyst calcined at 700 °C.

3.4.4 ICP-OES and AAS analysis

ICP-OES and AAS analysis of both solid and liquid samples was carried out in order to determine the quantity of Zn, Na and K in solid catalyst and liquid product before and after reaction and therefore to identify any leaching of potentially catalytic material and hence potential homogenous catalytic contribution to the reaction. The results of ICP and AAS analysis of catalysts and liquid product solution are shown in Tables 6(a) and 6(b), respectively. Both of these indicate that there is little change in the total Zn^{2+} content in the K_2CO_3 -NaBr-ZnO after reaction. It can therefore be assumed that ZnO content in the mixture of Zn powder and K_2CO_3 -NaBr-ZnO also remains stable. However, when Zn powder is also present in the reaction mixture the mass of Zn powder is observed to decrease

by ~30%. This indicates that Zn powder is directly involved in the reaction and is correlated with an increase in DMC selectivity (Table 6a, entry 3, 4). This is consistent with the results of SEM-EDX analysis, where zinc mass was seen to decrease by 18% post-reaction (Table 5). Moreover, XRD results (Table 4) also indicate that the average crystallite size of zinc powder decreases from 54 nm to 45 nm after reaction. It is therefore hypothesised that a fraction of Zn powder participates in the reaction, converting to solubilised Zn^{2+} .

Table 6a. Composition of fresh and used catalysts, (12% K_2CO_3 - 17.5% NaBr-ZnO) as determined by AAS and ICP-OES.

Entry	Sample	AAS analysis (mg/g _{sample})			ICP-OES analysis (mg/g _{sample})		
		Total Zn^{2+}	Zn mass	ZnO mass	Total Zn^{2+}	K mass	Na mass
1	Fresh catalyst	786.5	0	984.7	731.0	4.390	2.900
2	Post-reaction catalyst	793.0	0	992.8	741.0	0.008	0.052
3	Fresh catalyst and Zn mixture	905.7	608.2	372.2	842.0	2.010	1.280
4	Post-reaction catalyst and Zn mixture	725.7	428.3	372.2	675.0	0.473	1.070

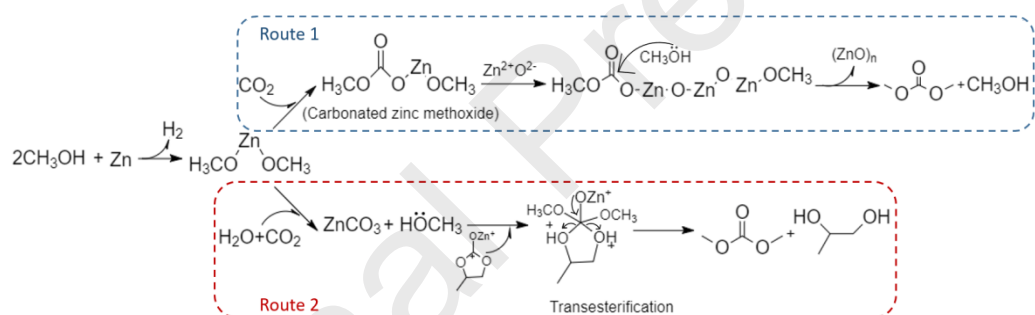
Table 6b. ICP-OES analysis of Zn, K and Na in the liquid products after reaction. Catalyst refers to 12% K_2CO_3 - 17.5% NaBr-ZnO.

Entry	Sample	Total Zn (mg/L)	K mass (mg/L)	Na mass (mg/L)
1	Catalyst	11.9	238.0	152.0
2	Mixture of catalyst and Zn powder	1950	197.0	13.0

While Zn powder (if added) shows a significant reduction in mass during reaction, ICP-OES and AAS data indicate that the ZnO support is in contrast highly stable during the reaction. Alkali metal ions, K^+ and Na^+ , however leach into solution and potentially react with the feedstock (Table 6b). In the absence of Zn powder, K_2CO_3 -NaBr-ZnO exhibits a loss of 99.8 wt.% K^+ post reaction, while Na^+ diminishes by 98.2 wt.% (Table 6(a)). With the addition of Zn powder, the stability of the catalyst increases as evidenced by the increased retention of alkali metals in the solid catalyst (Table 6(a)). Potassium content decreases 76.5 wt.% and Na^+ by only 16 wt.%. Two hypotheses are proposed to explain this phenomenon. Firstly, SEM images show that new large particles are formed due to the agglomeration of the catalyst and $ZnCO_3$ (Figure 7 (d)). This may hinder the interaction between surface Na^+ and K^+ and the reaction solution, thereby hindering dissolution. A second hypothesis is that Zn^{2+} content in solution increases during the reaction, thereby reducing the demand for K^+ and Na^+ in the DMC formation reaction. According to hard and soft acids and bases (HSAB) theory, first proposed by Pearson, Lewis acids can be classified according to the stability of the metal complexes into: (i) hard Lewis acids (Na^+ and K^+); (ii) borderline Lewis acids (Zn^{2+}); and (iii) soft Lewis acids (Parr and Pearson, 1983). Generally, hard acids preferentially bind to hard bases to give ionic complexes, whereas soft acids bind to soft bases to yield covalent complexes. The oxygen atom of the carbonyl group in propylene carbonate displays the properties of a hard Lewis base (Laurence and Gal, 2009). The reactive polar covalent complex may therefore form when the oxygen of the C=O group attacks the Zn^{2+} ion in transesterification reaction, contributing to the formation of DMC. Therefore, Zn^{2+} ions are more reactive to C=O of propylene carbonate than Na^+ and K^+ ions.

3.4 Proposed reaction mechanism

Zn powder was originally proposed as a dehydrating agent in DMC synthesis in order to reduce the production of propylene glycol from propylene oxide hydrolysis, thereby facilitating transesterification to the final product. However, herein (Section 3.2) it was shown that selectivity to PG does not decrease with the addition of Zn powder, however selectivity to DMC approximately doubles from 19.8% to 40.2%. Characterisation (Section 3.3) reveals that Zn powder may participate in the reaction, forming zinc methoxide ($\text{Zn}(\text{OCH}_3)_2$). This species may act as a homogeneous catalyst for the conversion of PC to DMC *via* transesterification. Dimethyl carbonate in the presence of zinc may therefore be generated through two proposed reactions (Scheme 5). Firstly, reaction of Zn with CO_2 and methanol to form carbonated zinc methoxide (CZM). The carbonate group of CZM then reacts with the unsaturated $\text{Zn}^{2+}\text{O}^{2-}$ Lewis acid-base pair on the catalyst surface and the intermediate bidentate carbonate is formed, the formation of which is supported by the presence of $\text{Mg}_{0.1}\text{Zn}_{0.9}\text{O}$ in XRD analysis (section 3.3.2, Figure 4). The exchange of oxygen atoms in the bidentate carbonate with the oxygen atoms on the catalyst surface results in the migration of carbonate species on the catalyst surface, thereby facilitating the formation of DMC, with the release of ZnO polymeride. The second proposed reaction pathway involves the formation of additional methoxy groups, which can attack the carbon atom of $\text{C}=\text{O}$ in the transesterification reaction. As observed by XRD data (Table 4) and SEM images (Figure 7) of the spent catalyst and zinc powder, ZnCO_3 with an average particle size of 42 nm is formed during reaction. This is accompanied by the release of $-\text{CH}_3\text{O}$ as a consequence of the reaction of zinc methoxide with CO_2 and H_2O . Combining these two reaction pathways, an overall mechanism is presented in Scheme 5.



Scheme 5. Proposed new mechanism for DMC synthesis with the addition of Zn powder.

It is proposed that at higher pressures of carbon dioxide than those studied herein, $\text{Zn}(\text{OCH}_3)_2$ may directly catalyse carbon-carbon bond formation between methanol and CO_2 , allowing the direct synthesis of DMC under mild conditions without PO. This represents a promising avenue for further study.

However, the proposed mechanism is only based on the experimental observation and detailed analysis is needed to support the proposed mechanism. For instance, in order to identify if zinc methoxide is a necessary reaction intermediate, ^{13}C labelled zinc methoxide and/or ^{13}C labelled magnesium methoxide can be employed in the experiment to evaluate the proposed reaction pathways.

4. Conclusions

$\text{K}_2\text{CO}_3\text{-NaBr-ZnO}$ has been employed as a catalyst in the synthesis of dimethyl carbonate from methanol, propylene oxide and carbon dioxide. The addition of Zn powder to this system increases selectivity to DMC. Zn both promotes DMC formation through new reaction routes and increases the

stability of the catalyst. Crucial intermediate products, zinc methoxide and carbonate zinc methoxide, are formed during reaction and promote the migration of carbonate species on the catalyst surface yielding increased quantities of DMC. Zinc powder has little effect on the cycloaddition reaction but has a dramatic influence on the transesterification reaction resulting in increased DMC production through the formation of methoxide species. Furthermore, high pressure is not a prerequisite for the transesterification reaction. CO₂ was found to inhibit the reverse cycloaddition reaction to form PO. Future investigation into the effects of different active species on the reaction steps in DMC synthesis are recommended.

Acknowledgements

EPSRC is acknowledged for support via grant EP/R026815/1 and, for SEM data, *via* EP/K001329/1, for SEM data. The authors also wish to thank Dr. Benjamin M. Partridge, University of Sheffield, Department of Chemistry for discussions and advice on the proposed mechanisms.

References

- Aricò, F., Tundo, P., 2010. Dimethyl carbonate as a modern green reagent and solvent. *Russ. Chem. Rev.* <https://doi.org/10.1070/rc2010v079n06abeh004113>
- Balat, M., 2007. Production of biodiesel from vegetable oils: A survey. *Energy Sources, Part A Recover. Util. Environ. Eff.* 29, 895–913. <https://doi.org/10.1080/00908310500283359>
- Bhanage, B.M., Fujita, S., Ikushima, Y., Arai, M., 2001. Synthesis of dimethyl carbonate and glycols from carbon dioxide, epoxides, and methanol using heterogeneous basic metal oxide catalysts with high activity and selectivity 219, 259–266.
- Chang, Y., Jiang, T., Han, B., Liu, Z., Wu, W., Gao, L., Li, J., Gao, H., Zhao, G., Huang, J., 2004a. One-pot synthesis of dimethyl carbonate and glycols from supercritical CO₂, ethylene oxide or propylene oxide, and methanol. *Appl. Catal. A Gen.* 263, 179–186. <https://doi.org/10.1016/j.apcata.2003.12.012>
- Chang, Y., Jiang, T., Han, B., Liu, Z., Wu, W., Gao, L., Li, J., Gao, H., Zhao, G., Huang, J., 2004b. One-pot synthesis of dimethyl carbonate and glycols from supercritical CO₂, ethylene oxide or propylene oxide, and methanol. *Appl. Catal. A Gen.* 263, 179–186. <https://doi.org/10.1016/j.apcata.2003.12.012>
- Chen, E.Y.X., Marks, T.J., 2000. Cocatalysts for metal-catalyzed olefin polymerization: Activators, activation processes, and structure-activity relationships. *Chem. Rev.* 100, 1391–1434. <https://doi.org/10.1021/cr980462j>
- De, C., Lu, B., Lv, H., Yu, Y., Bai, Y., Cai, Q., 2009. One-pot synthesis of dimethyl carbonate from methanol, propylene oxide and carbon dioxide over supported choline hydroxide/MgO. *Catal. Letters* 128, 459–464. <https://doi.org/10.1007/s10562-008-9773-1>
- Dimethyl Carbonate Market by Application (Polycarbonate, Solvent, Pharmaceutical, Pesticide) - Growth, Share, Opportunities & Competitive Analysis, 2017 - 2025, 2017.
- Eta, V., Leino, A., 2010. Synthesis of Dimethyl Carbonate from Methanol and Carbon Dioxide : Circumventing Thermodynamic Limitations 9609–9617.
- Eta, V., Mäki-Arvela, P., Leino, A.R., Kordás, K., Salmi, T., Murzin, D.Y., Mikkola, J.P., 2010. Synthesis of dimethyl carbonate from methanol and carbon dioxide: Circumventing thermodynamic limitations. *Ind. Eng. Chem. Res.* <https://doi.org/10.1021/ie1012147>
- Fierro, J.L.G., Melián-Cabrera, I., López Granados, M., 2002. Reverse topotactic transformation of a Cu-Zn-Al catalyst during wet Pd impregnation: Relevance for the performance in methanol synthesis from CO₂/H₂ mixtures. *J. Catal.* 210, 273–284. <https://doi.org/10.1006/jcat.2002.3676>
- Fujita, S. ichiro, Usui, M., Ohara, E., Takezawa, N., 1992. Methanol synthesis from carbon dioxide at atmospheric pressure over Cu/ZnO catalyst. Role of methoxide species formed on ZnO support. *Catal. Letters* 13, 349–358. <https://doi.org/10.1007/BF00765037>
- Jiang, Q., Yang, Y., 2004. The double component catalyst for the direct synthesis of dimethyl carbonate from carbon dioxide, propylene oxide and methanol. *Catal. Letters* 95, 127–133.

- <https://doi.org/10.1023/B:CATL.0000027285.38036.12>
- Lagarde, F., Srour, H., Berthet, N., Oueslati, N., Bousquet, B., Nunes, A., Martinez, A., Dufaud, V., 2019. Investigating the role of SBA-15 silica on the activity of quaternary ammonium halides in the coupling of epoxides and CO₂. *J. CO₂ Util.* 34, 34–39. <https://doi.org/10.1016/j.jcou.2019.05.023>
- Laurence, C., Gal, J.F., 2009. Lewis Basicity and Affinity Scales: Data and Measurement, Lewis Basicity and Affinity Scales: Data and Measurement. <https://doi.org/10.1002/9780470681909>
- Li, L., Shi, S., Song, L., Guo, L., Wang, Y., Ma, H., Hou, J., Wang, H., 2015. One-step synthesis of dimethyl carbonate from carbon dioxide, propylene oxide and methanol over alkali halides promoted by crown ethers. *J. Organomet. Chem.* 794, 231–236. <https://doi.org/10.1016/j.jorganchem.2015.07.010>
- Li, Y., Zhao, X.Q., Wang, Y.J., 2005. Synthesis of dimethyl carbonate from methanol, propylene oxide and carbon dioxide over KOH/4A molecular sieve catalyst. *Appl. Catal. A Gen.* 279, 205–208. <https://doi.org/10.1016/j.apcata.2004.10.030>
- Liu, C., Zhang, S., Cai, B., Jin, Z., 2015. Low pressure one-pot synthesis of dimethyl carbonate catalyzed by an alkali carbonate. *Cuihua Xuebao/Chinese J. Catal.* 36, 1136–1141. [https://doi.org/10.1016/S1872-2067\(14\)60309-0](https://doi.org/10.1016/S1872-2067(14)60309-0)
- Liu, M., Liu, B., Liang, L., Wang, F., Shi, L., Sun, J., 2016. Design of bifunctional NH₃I-Zn/SBA-15 single-component heterogeneous catalyst for chemical fixation of carbon dioxide to cyclic carbonates. *J. Mol. Catal. A Chem.* 418–419, 78–85. <https://doi.org/10.1016/j.molcata.2016.03.037>
- Martínez-Ferraté, O., Chacón, G., Bernardi, F., Grehl, T., Brünner, P., Dupont, J., 2018. Cycloaddition of carbon dioxide to epoxides catalysed by supported ionic liquids. *Catal. Sci. Technol.* 8, 3081–3089. <https://doi.org/10.1039/c8cy00749g>
- Murugan, C., Bajaj, H.C., 2010. Transesterification of propylene carbonate with methanol using Mg-Al-CO₃ hydrotalcite as solid base catalyst. *Indian J. Chem. - Sect. A Inorganic, Phys. Theor. Anal. Chem.* 49, 1182–1188.
- Pacheco, M.A., Marshall, C.L., 1997. Review of dimethyl carbonate (DMC) manufacture and its characteristics as a fuel additive. *Energy and Fuels.* <https://doi.org/10.1021/ef9600974>
- Parr, R.G., Pearson, R.G., 1983. Absolute Hardness: Companion Parameter to Absolute Electronegativity. *J. Am. Chem. Soc.* 105, 7512–7516. <https://doi.org/10.1021/ja00364a005>
- Patterson, A.L., 1939. The scherrer formula for X-ray particle size determination. *Phys. Rev.* 56, 978–982. <https://doi.org/10.1103/PhysRev.56.978>
- Sakakura, T., Kohno, K., 2009. The synthesis of organic carbonates from carbon dioxide. *Chem. Commun.* <https://doi.org/10.1039/b819997c>
- Selva, M., Marques, C.A., Tundo, P., 1994. Selective mono-methylation of arylacetonitriles and methyl arylacetates by dimethyl carbonate. *J. Chem. Soc. Perkin Trans.* 1.
- Simo, M., Sivashanmugam, S., Brown, C.J., Hlavacek, V., 2009. Adsorption/desorption of water and ethanol on 3A zeolite in near-adiabatic fixed bed. *Ind. Eng. Chem. Res.* 48, 9247–9260. <https://doi.org/10.1021/ie900446v>
- Subramanian, S., Park, J., Byun, J., Jung, Y., Yavuz, C.T., 2018. Highly Efficient Catalytic Cyclic Carbonate Formation by Pyridyl Salicylimines. *ACS Appl. Mater. Interfaces* 10, 9478–9484. <https://doi.org/10.1021/acsami.8b00485>
- Suleman, S., Younus, H.A., Ahmad, N., Khattak, Z.A.K., Ullah, H., Chaemchuen, S., Verpoort, F., 2019. CO₂ insertion into epoxides using cesium salts as catalysts at ambient pressure. *Catal. Sci. Technol.* 9, 3868–3873. <https://doi.org/10.1039/c9cy00694j>
- Sun, C., Qiu, F., Yang, D., Ye, B., 2014. Preparation of biodiesel from soybean oil catalyzed by Al-Ca hydrotalcite loaded with K₂CO₃ as heterogeneous solid base catalyst. *Fuel Process. Technol.* 126, 383–391. <https://doi.org/10.1016/j.fuproc.2014.05.021>
- The Royal Society, 2017. The potential and limitations of using carbon dioxide [WWW Document].
- Tian, J.S., Miao, C.X., Wang, J.Q., Cai, F., Du, Y., Zhao, Y., He, L.N., 2007. Efficient synthesis of dimethyl carbonate from methanol, propylene oxide and CO₂ catalyzed by recyclable inorganic base/phosphonium halide-functionalized polyethylene glycol. *Green Chem.* 9, 566–57. <https://doi.org/10.1039/b614259a>
- Truong, C.C., Mishra, D.K., 2020. Recent advances in the catalytic fixation of carbon dioxide to

- value-added chemicals over alkali metal salts. *J. CO2 Util.* 41, 101252.
<https://doi.org/10.1016/j.jcou.2020.101252>
- Wang, J.Q., Dong, K., Cheng, W.G., Sun, J., Zhang, S.J., 2012. Insights into quaternary ammonium salts-catalyzed fixation carbon dioxide with epoxides. *Catal. Sci. Technol.* 2, 1480–1484.
<https://doi.org/10.1039/c2cy20103h>
- Wang, Y., Jia, D., Zhu, Z., Sun, Y., 2016. Synthesis of diethyl carbonate from carbon dioxide, propylene oxide and ethanol over KNO₃-CeO₂ and KBr-KNO₃-CeO₂ catalysts. *Catalysts* 6, 52.
<https://doi.org/10.3390/catal6040052>
- Xu, W., Ji, S., Quan, W., Yu, J., 2013. One-Pot Synthesis of Dimethyl Carbonate over Basic Zeolite Catalysts. *Mod. Res. Catal.* 02, 22–27. <https://doi.org/10.4236/mrc.2013.22A004>

Declaration of interests

The authors declare that they have no known competing financial interests or personal relationships that could have appeared to influence the work reported in this paper.

The authors declare the following financial interests/personal relationships which may be considered as potential competing interests:

Credit author statement:

Ming Liu: Conceptualization, Methodology, Validation, Investigation, Resources, Writing - Original Draft, Writing - Review & Editing, Visualization, Funding acquisition; **Mariia Konstantinova:** Investigation, Writing - Original Draft, Writing - Review & Editing; **Leila Negahdar:** Methodology, Investigation, Writing - Original Draft, Writing - Review & Editing, Visualization, Supervision, Funding acquisition; **James McGregor:** Conceptualization, Methodology, Resources, Data Curation, Writing - Review & Editing, Supervision, Project administration, Funding acquisition