

RESEARCH ARTICLE


Factors that influence vaccination decision-making among pregnant women: A systematic review and meta-analysis

Eliz Kilich^{1†*}, Sara Dada^{1‡}, Mark R. Francis¹, John Tazare², R. Matthew Chico³, Pauline Paterson¹, Heidi J. Larson^{1,4}

1 Department of Infectious Diseases Epidemiology, Faculty of Epidemiology and Population Health, London School of Hygiene & Tropical Medicine, London, United Kingdom, **2** Department of Medical Statistics, Faculty of Epidemiology and Population Health, London School of Hygiene & Tropical Medicine, London, United Kingdom, **3** Department of Disease Control, Faculty of Infectious and Tropical Diseases, London School of Hygiene & Tropical Medicine, London, United Kingdom, **4** Institute of Health Metrics and Evaluation, University of Washington, Seattle, Washington, United States of America

† EK and SD are joint first authors.

* eliz.kilich@lshtm.ac.uk


 OPEN ACCESS

Citation: Kilich E, Dada S, Francis MR, Tazare J, Chico RM, Paterson P, et al. (2020) Factors that influence vaccination decision-making among pregnant women: A systematic review and meta-analysis. *PLoS ONE* 15(7): e0234827. <https://doi.org/10.1371/journal.pone.0234827>

Editor: Ray Borrow, Public Health England, UNITED KINGDOM

Received: February 27, 2020

Accepted: June 2, 2020

Published: July 9, 2020

Peer Review History: PLOS recognizes the benefits of transparency in the peer review process; therefore, we enable the publication of all of the content of peer review and author responses alongside final, published articles. The editorial history of this article is available here: <https://doi.org/10.1371/journal.pone.0234827>

Copyright: © 2020 Kilich et al. This is an open access article distributed under the terms of the [Creative Commons Attribution License](https://creativecommons.org/licenses/by/4.0/), which permits unrestricted use, distribution, and reproduction in any medium, provided the original author and source are credited.

Data Availability Statement: All relevant data are within the manuscript and its Supporting Information files. Any additional data required will be submitted on the Editor's request.

Abstract

Background

The most important factor influencing maternal vaccination uptake is healthcare professional (HCP) recommendation. However, where data are available, one-third of pregnant women remain unvaccinated despite receiving a recommendation. Therefore, it is essential to understand the significance of other factors and distinguish between vaccines administered routinely and during outbreaks. This is the first systematic review and meta-analysis (PROSPERO: CRD 42019118299) to examine the strength of the relationships between identified factors and maternal vaccination uptake.

Methods

We searched MEDLINE, Embase Classic & Embase, PsycINFO, CINAHL Plus, Web of Science, IBSS, LILACS, AfricaWideInfo, IMEMR, and Global Health databases for studies reporting factors that influence maternal vaccination. We used random-effects models to calculate pooled odds ratios (OR) of being vaccinated by vaccine type.

Findings

We screened 17,236 articles and identified 120 studies from 30 countries for inclusion. Of these, 49 studies were eligible for meta-analysis. The odds of receiving a pertussis or influenza vaccination were ten to twelve-times higher among pregnant women who received a recommendation from HCPs. During the 2009 influenza pandemic an HCP recommendation increased the odds of antenatal H1N1 vaccine uptake six times (OR 6.76, 95% CI 3.12–14.64, $I^2 = 92.00\%$). Believing there was potential for vaccine-induced harm had a negative influence on seasonal (OR 0.22, 95% CI 0.11–0.44 $I^2 = 84.00\%$) and pandemic influenza vaccine uptake (OR 0.16, 95% CI 0.09–0.29, $I^2 = 89.48\%$), reducing the odds of being

Funding: This research has been funded by a grant from GlaxoSmithKline to support research on maternal vaccination. The funders had no role in study design, data collection and analysis, decision to publish, or preparation of the manuscript.

Competing interests: HL's research group (HL, PP, MF, EK, SD) has received funds from GlaxoSmithKline and Merck (commercial funders). This research has been funded by a grant from GlaxoSmithKline (commercial funder) to support research on maternal vaccination. This does not alter our adherence to PLOS ONE policies on sharing data and materials. HL has also served on the Merck Vaccines Strategic Advisory Board 2014-2016. None of the other authors have conflicts of interest to declare.

vaccinated five-fold. Combined with our qualitative analysis the relationship between the belief in substantial disease risk and maternal seasonal and pandemic influenza vaccination uptake was limited.

Conclusions

The effect of an HCP recommendation during an outbreak, whilst still powerful, may be muted by other factors. This requires further research, particularly when vaccines are novel. Public health campaigns which centre on the protectiveness and safety of a maternal vaccine rather than disease threat alone may prove beneficial.

Introduction

Maternal vaccination aims to reduce maternal and neonatal morbidity and mortality caused by infection [1]. The World Health Organisation (WHO) recommends the inactivated influenza, tetanus-toxoid-containing vaccine (TTCV), and combined tetanus, diphtheria, and acellular pertussis (Tdap) vaccines for pregnant women in settings where the disease burden is known [2]. Historically, maternal tetanus vaccination was limited to areas of significant transmission. In areas where there is ongoing maternal to neonatal transmission of tetanus, two doses of TTCV (preferably Tetanus-diphtheria) are recommended in pregnancy in addition to Tdap or DTaP (for pertussis) and seasonal influenza vaccines.[2] Pertussis vaccination was limited to childhood, however the resurgence of pertussis during outbreaks that disproportionately affected younger infants led to national policy changes between 2011 and 2015 in countries such as the United Kingdom and the United States, that introduced routine maternal pertussis vaccination.[2,3] Similarly, the widespread influenza immunisation programs during the 2009 H1N1 pandemic resulted in public health bodies particularly in Europe, the United States and Australia introducing guidance to implement recommendations for routine antenatal seasonal influenza vaccination during the subsequent decade. The United States Healthy People 2020 campaign sets a target to achieve influenza vaccination coverage of 80% among pregnant women [4]. Suboptimal maternal vaccination coverage (estimated between 0–70%) of seasonal influenza and pertussis vaccines globally represents a missed opportunity to improve maternal and neonatal health [3–6]. Understanding the features that contribute to reduced uptake of vaccines used in outbreaks is also of particular importance given the increased morbidity and mortality seen with infections contracted during the vulnerable period of pregnancy [7].

In the last decade, the World Health Organisation has declared multiple Public Health Emergencies of International Concern for diseases including outbreaks of the Ebola virus (West Africa, North Kivu), Zika virus, and the novel Coronavirus (Wuhan) (COVID-19) [8, 9]. Ebola and Zika are known to cause significant morbidity and mortality if contracted during pregnancy, whereas the effect of the COVID-19 is unknown [10]. A vaccination strategy has been developed for Ebola, and vaccine research is underway for Zika virus and COVID-19. The concern of disease risk may be amplified during an outbreak, but concerns about using a novel vaccine may also be enhanced. It is important to identify factors that appear to affect antenatal vaccine uptake during routine use (pertussis and influenza) versus vaccinations recommended during an outbreak setting (H1N1 influenza) to help prepare for future outbreaks.

Understanding the influence of personal beliefs and experiences on maternal vaccination uptake is key to designing, testing and deploying interventions that are tailored to improve

vaccine acceptance and coverage in routine and outbreak settings. Researchers have investigated the underlying reasons for low coverage using surveys, focus group discussions, and in-depth interviews to explore the perceptions and experiences of pregnant women. Previous reviews have established a narrative of evidence that suggests a broad range of factors (vaccine cost, accessibility, maternal knowledge, social influences, context, healthcare professional (HCP) recommendation and the perception of risks and benefits) all contribute to vaccine uptake. Consensus within the field and across four prior literature reviews indicate that receiving a recommendation from an HCP for vaccination is the most important factor in maternal decision-making, irrespective of geographic or social context [11–15]. In general, there is limited data on maternal vaccination uptake and records of HCP recommendations at a national level. However, for the United States of America (USA), which monitors antenatal seasonal influenza and pertussis vaccination coverage, data suggest approximately one-third of women who receive an HCP recommendation for the vaccine will choose to remain unvaccinated [5]. In 2018, the Centers for Disease Control and Prevention (CDC) found that 79.3% of pregnant participants received a recommendation or an offer for Tdap vaccine, but 45.6% of them chose to remain unvaccinated [5]. For seasonal influenza, fewer women chose to vaccinate when recommended to do so; 81.1% received a recommendation or an offer yet 50.9% of pregnant women surveyed remained unvaccinated [5]. Understanding why women remain unvaccinated despite an HCP recommendation is key. We also sought to discriminate factors that influence specific vaccines since seasonal influenza vaccination coverage is lower than other routine vaccines (Tdap, tetanus) during pregnancy.

Prior literature and systematic reviews tend to characterize the factors influencing maternal vaccination decisions as either barriers or facilitators [11–15]. We sought to quantify the association between beliefs, attitudes and prior behaviours that influence maternal vaccination uptake. We selected the H1N1 Influenza vaccine, deployed globally and recommended to pregnant women during the pandemic of 2009, to be included alongside our analysis of other WHO routinely recommended vaccines, the pertussis and seasonal influenza vaccine. Thus, we performed a systematic review and meta-analysis of qualitative and quantitative literature to provide comprehensive evidence on the magnitude of effect that factors influence maternal vaccination decisions globally with the aim to inform policy makers, public health strategists and researchers involved in designing vaccine interventions to increase uptake.

Materials and methods

Search strategy and selection criteria

We conducted a systematic review of literature, unrestricted by language or location, to identify qualitative and quantitative studies that reported on the cognitive, psychological, and social factors associated with maternal vaccination among pregnant and recently pregnant women (within two years of birth). We searched MEDLINE, Embase Classic and Embase, PsycINFO, CINAHL Plus, Web of Science, IBSS, LILACS, AfricaWideInfo, IMEMR, and Global Health for studies published by 22 November 2018 (Appendix p3-10 in [S2 File](#)). Additional studies were identified by screening reference lists (EK, SD) of previous reviews and through suggestions by experts in the field.

Titles and abstracts were independently screened and agreed upon (EK, SD) for potential eligibility. A final arbiter (PP) resolved any conflicts of agreement on inclusion. We excluded pre-clinical research, behavioural intervention studies, and any research that exclusively examined experimental vaccines in pregnancy or sociodemographic variables (Appendix p11-15 in [S2 File](#)).

To be included in the meta-analysis, studies had to report an estimated odds ratio (OR (or could be calculated from raw data)) for the association between a specific factor and vaccination status (excluding intention to be vaccinated). Research groups from studies in which the data were unclear or had not been reported were contacted for clarification (Appendix p51 in [S2 File](#)).

Data analysis

The data from included studies were extracted (EK, SD) and input into Microsoft Excel (Microsoft Corporation, Redmond, WA, USA) and a coding template was developed by authors to categorise factors influencing maternal vaccination uptake (Expanded Methodology Appendix p18-19 in [S2 File](#) details why established frameworks were not used). Coding into broad themes (e.g. accessibility and convenience) using grounded theory was completed independently (EK, SD) with NVivo 12 (QSR International, Melbourne, Australia) (Inter-rater reliability kappa score 0.76).

The quantitative studies were independently assessed (EK, MRF) for inclusion in the meta-analysis based on first cycle broad codes to capture data that could be synthesized (Appendix p38-40 in [S2 File](#)). Qualitative data underwent a second round of coding to identify specific patterns within the broad themes (Inter-rater reliability kappa score 0.88). A third round of coding (subdividing the first cycle codes) was conducted to ensure that only data that was directly comparable were included in each meta-analysis (Appendix p41 in [S2 File](#)). Twenty-three narrow definitions were agreed upon by two authors (EK, MRF) to ensure consistency of the data included (Appendix p42-43 in [S2 File](#)). These definitions were used to pool studies for specific vaccines (seasonal influenza, pandemic influenza, and pertussis) generating 31 separate meta-analyses (EK, MRF). Any discrepancies in data extraction were resolved by both authors.

Quality appraisal was performed (EK, SD) using checklists for cross-sectional, cohort, and qualitative research studies from the Joanna Briggs Institute quality assessment tools (Appendix p21-32 in [S2 File](#)). [16] Studies were ranked based on a framework developed by authors with an attributed quality score. Where authors disagreed on final point allocation, the arbiter (PP) intervened to resolve the disagreement. Quality analysis was not used to define inclusion or exclusion. However, pre-specified sensitivity analyses were performed investigating the robustness of results to the inclusion of only high-quality studies (Joanna Briggs Institute scores >10) (Appendix: p90, p92 in [S2 File](#)). We wished to conduct a sensitivity analysis assessing the robustness of results by Gross Domestic Product of countries included to assess the influence of geographic context.

When two or more studies reported ORs for a specific factor, random-effects models were used to calculate a summary OR [17] with heterogeneity assessed with I^2 . Funnel plots were used to examine the potential for publication bias. Specific factors reported by only one study are summarised in the appendix (Appendix p93 in [S2 File](#)). A secondary analysis was performed to assess factors associated with intention to be vaccinated during pregnancy. All meta-analyses were conducted in Stata 15 (StataCorp, College Station, TX, USA) [18, 19].

The PRISMA checklist (Preferred Reporting Items for Systematic Review and Meta-Analysis checklist) (Appendix p16-17 in [S2 File](#)) [20] was used and the study was registered with PROSPERO (International Prospective Register of Systematic Reviews) (CRD42019118299). An expanded methodology can be found in the appendix (Appendix p19-21 in [S2 File](#)).

Results

Of 17,236 articles screened, 120 were eligible for analysis ([Fig 1](#)). [Table 1](#) summarises study characteristics, representing data from 73,251 pregnant or recently pregnant women and 30

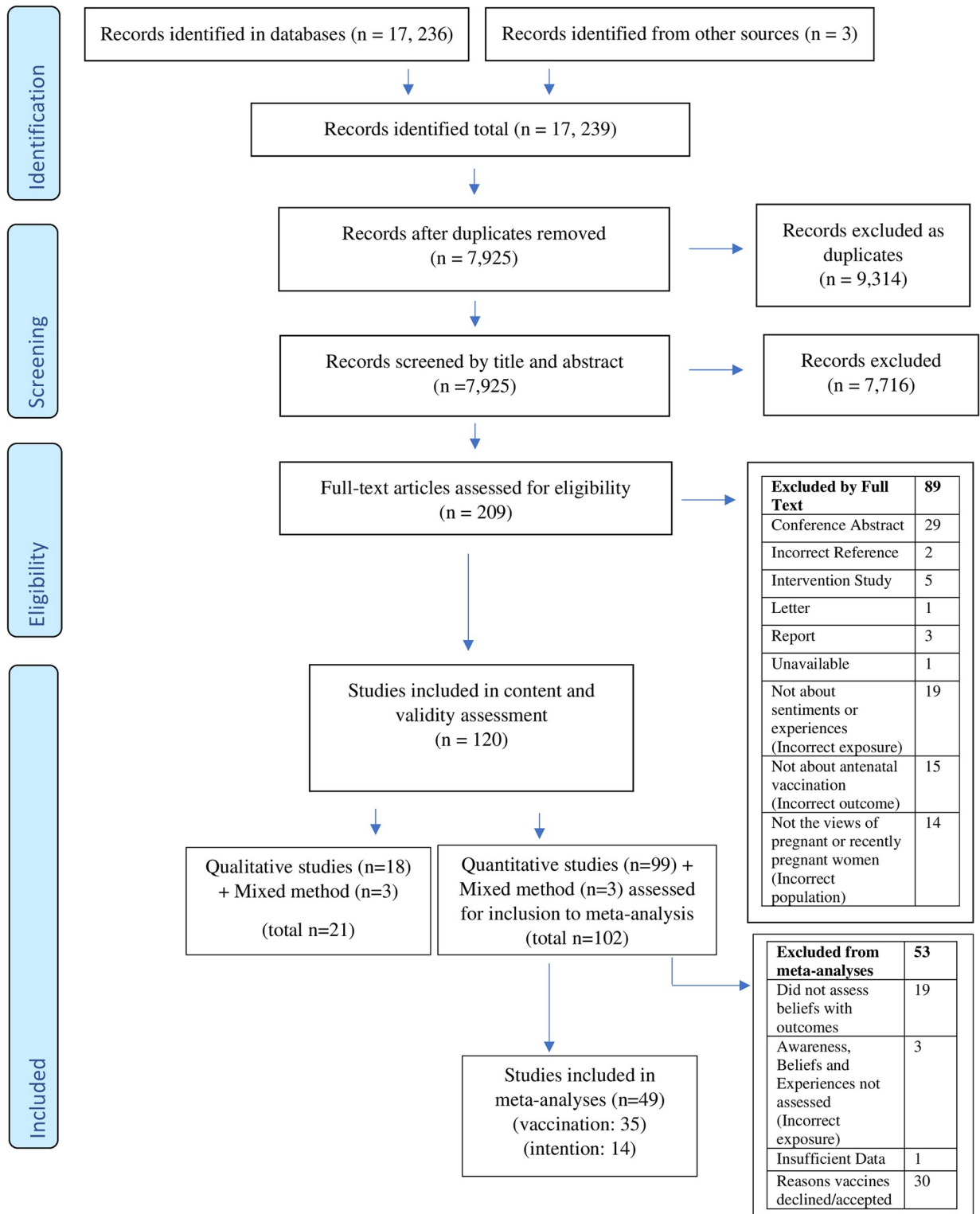


Fig 1. PRISMA diagram of included and excluded studies. Adapted from Moher D, Liberati A, Tetzlaff J, Altman DG, The PRISMA Group (2009). Preferred Reporting Items for Systematic Reviews and Meta-Analyses: The PRISMA Statement. *PLoS Med* 6(7): e1000097. doi:[10.1371/journal.pmed1000097](https://doi.org/10.1371/journal.pmed1000097).

<https://doi.org/10.1371/journal.pone.0234827.g001>

Table 1. Summary table of included studies 1996–2018.

Authors (year of publication)	Year of study	Location	Study type	Vaccine	Number of participants	Sampling Method	Vaccine coverage of participants	Vaccine willingness (of unvaccinated participants)
Abasi <i>et al.</i> (2015) [52]	2013	Iran	Questionnaire	Influenza	384	Convenience	1.8% ^A	N/A
Agricola <i>et al.</i> (2016) [96]	2015	Italy	Survey	Pertussis	347	Purposive	1.7% ^C	21% ^C
Arriola <i>et al.</i> (2018) [21]	2018	Nicaragua	Survey	Influenza	1303	Purposive	42% ^A	N/A
Ashfaq <i>et al.</i> (2017) [113]	2013	Pakistan	Survey	Tetanus, Multiple	46	Convenience	71.7% ^{D Or E}	N/A
Barrett <i>et al.</i> (2018) [22]	2016	Ireland	Survey	Influenza	198	Convenience	55.1% ^A , 32.3% ^B	N/A
Barroso Pereira <i>et al.</i> (2013) [67]	2011	Brazil	Interviews	Influenza (Pandemic)	10	Purposive	N/A	N/A
Beigi <i>et al.</i> (2009) [114]	2007	USA	Questionnaire	Influenza (Pandemic)	394	Not specified	N/A	15.7% ^B
Ben Nathan <i>et al.</i> (2017) [80]	2017	Israel	Survey	Pertussis	200	Convenience	N/A	52%, 32%
Bettinger <i>et al.</i> (2016) [68]	2010	Canada	Mixed Method	Influenza	34	Convenience	45.6% ^A	50% ^A
Bhaskar <i>et al.</i> (2012) [115]	2010	India	Questionnaire	Influenza (Pandemic)	140	Random	12.9% ^B	N/A
Blanchard-Rohner <i>et al.</i> (2012) [48]	2011	Switzerland	Questionnaire	Influenza	261	Not specified	18% ^A	N/A
Blondel <i>et al.</i> (2012) [116]	2010	France	Survey	Influenza (Pandemic)	14355	Purposive	29.3% ^B	N/A
Boedeker <i>et al.</i> (2014) [23]	2013	Germany	Questionnaire	Influenza	1025	Random	15.9% ^A	N/A
Boedeker <i>et al.</i> (2015) [47]	2012–2014	Germany	Cohort Study	Influenza	838	Purposive	10.9% ^A	N/A
Campbell <i>et al.</i> (2015) [117]	2013	UK	Survey	Pertussis	1892	Purposive	N/A	>90% ^C
Cassady <i>et al.</i> (2012) [75]	2010	USA	Focus Groups	Influenza (Pandemic)	12	Convenience	~50% ^B	N/A
Castro-Sanchez <i>et al.</i> (2018) [118]	2015–2016	Spain	Survey	Influenza, Pertussis	119	Not specified	52% ^A , 94% ^C	N/A
Celikel <i>et al.</i> (2014) [119]	2010	Turkey	Questionnaire	Influenza, (Seasonal and Pandemic) Tetanus, Other	196	Convenience	3.0% ^A , 9.1% ^B , 47% ^D , 0.5% ^F	N/A
Chamberlain <i>et al.</i> (2015) [120]	2004–2011	USA	Survey	Influenza	8300	Random	35.8% ^A	N/A
Chamberlain <i>et al.</i> (2016) [121]	2012–2013	USA	Survey	Influenza, Pertussis	325	Stratified random	9% ^{AB}	34% ^A , 44% ^C
Collins <i>et al.</i> (2014) [63]	2011–2012	Australia	Interviews	Influenza, Pertussis	17	Purposive	11.8% ^G	41.2% ^G
D'Alessandro <i>et al.</i> (2018) [122]	2017–2018	Italy	Survey	Influenza, Pertussis	358	Cluster	1.4% ^A , 0% ^C	27.9% ^G
Dempsey <i>et al.</i> (2016) [81]	2014	USA	Survey	Pertussis	316	Convenience	N/A	82% ^C
Ding <i>et al.</i> (2011) [123]	2010	USA	Survey	Influenza (Seasonal and Pandemic)	244	Random	32.1% ^A , 45.7% ^B	N/A
Ditsungneon <i>et al.</i> (2016) [82]	2012–2013	Thailand	Survey	Influenza	1031	Convenience	4% ^A	42% ^A
Dlugacz <i>et al.</i> (2012) [42]	2010	USA	Survey	Influenza (Pandemic)	1325	Convenience	34.2% ^B	N/A
Donaldson <i>et al.</i> (2015) [83]	2013–2014	UK	Survey	Pertussis	200	Convenience	26% ^C	47.5% ^C
Drees <i>et al.</i> (2012) [43]	2010	USA	Survey	Influenza (Pandemic)	307	Convenience	60% ^A , 62% ^B	N/A

(Continued)

Table 1. (Continued)

Authors (year of publication)	Year of study	Location	Study type	Vaccine	Number of participants	Sampling Method	Vaccine coverage of participants	Vaccine willingness (of unvaccinated participants)
Drees <i>et al.</i> (2013)	[124] 2009–2011	USA	Survey	Influenza (Seasonal and Pandemic)	300	Not specified	55% ^A	N/A
Edmonds <i>et al.</i> (2011)	[125] 2009	USA	Survey	Influenza (Seasonal and Pandemic)	173	Convenience	N/A	63% ^B
Eppes <i>et al.</i> (2013)	[49] 2009–2010	USA	Survey	Influenza (Seasonal and Pandemic)	88	Convenience	69% ^A 67% ^B	N/A
Fabry <i>et al.</i> (2011)	[54] 2010	Canada	Survey	Influenza (Pandemic)	250	Convenience	76.4% ^B	N/A
Fisher <i>et al.</i> (2011)	[126] 2009–2010	USA	Questionnaire	Influenza (Seasonal and Pandemic)	813	Not specified	34% ^A 63% ^A 54% ^B	N/A
Fleming <i>et al.</i> (2018)	[77] 2015–2016	El Salvador	Mixed Method	Influenza (Seasonal)	117	Convenience	90% ^A	N/A
Fridman <i>et al.</i> (2011)	[53] 2009	USA	Questionnaire	Influenza (Pandemic)	212	Convenience	25.5% ^B	N/A
Gaudelus <i>et al.</i> (2016)	[127] 2016	France	Questionnaire	Influenza, Pertussis	300	Quota	N/A	74% ^C
Gauld <i>et al.</i> (2016)	[58] 2014	New Zealand	Interviews	Pertussis	37	Purposive	46% ^C	N/A
Goldfarb <i>et al.</i> (2011)	[128] 2010	USA	Survey	Influenza (Seasonal and Pandemic)	370	Convenience	81% ^{A+B} 7% ^A 4.7% ^B	N/A
Gorman <i>et al.</i> (2012)	[24] 2010–2011	USA/Canada	Survey	Influenza	199	Not specified	N/A	N/A
Gul <i>et al.</i> (2016)	[129] 2015	Pakistan	Questionnaire	Tetanus	500	Convenience	73% ^D Or ^E	N/A
Hallisey <i>et al.</i> (2018)	[130] 2015–2016	Ireland	Questionnaire	Influenza, Pertussis	88	Purposive	67% ^C 40% ^A	N/A
Halperin <i>et al.</i> (2014)	[131] 2005–2006, 2011	Canada	Survey	Influenza	662	Not specified	67% ^B	N/A
Hasnain <i>et al.</i> (2007)	[132] 2003–2004	Pakistan	Questionnaire	Tetanus	362	Random	87% ^E	N/A
Hassan <i>et al.</i> (2016)	[133] 2015	Egypt	Questionnaire	Tetanus	277	Convenience	60.6% ^D Or ^E	N/A
Hayles <i>et al.</i> (2015)	[84] 2013	Australia	Survey	Influenza, Pertussis	381	Random	39.1% ^A 8.7% ^B	80.2% ^B
Healy <i>et al.</i> (2015)	[134] 2013–2014	USA	Survey	Influenza, Pertussis	796	Convenience	N/A	69.3% ^A 51.6% ^B
Henninger <i>et al.</i> (2013)	[26] 2010–2011	USA	Survey	Influenza	552	Not specified	46% ^A	N/A
Henninger <i>et al.</i> (2015)	[25] 2010–2011	USA	Cohort Study	Influenza	1105	Not specified	63% ^A	N/A
Hill <i>et al.</i> (2018)	[135] 2013	New Zealand	Survey	Pertussis	596	Random	74% ^C	N/A
Honarvar <i>et al.</i> (2012)	[136] 2010–2011	Iran	Questionnaire	Influenza (Seasonal and Pandemic)	416	Convenience	6% ^{A, B}	N/A
Hu <i>et al.</i> (2017)	[85] 2014	China	Questionnaire	Influenza	1252	Convenience	76.28% ^A	N/A
Jadoon <i>et al.</i> (2017)	[137] 2011	Pakistan	Questionnaire	Tetanus	~210	Cluster	93% ^{D + E} 2% ^D	N/A
Kang <i>et al.</i> (2015)	[138] 2011	Korea	Survey	Influenza	700	Convenience	27.3% ^A 19.3% ^B	N/A
Kay <i>et al.</i> (2012)	[44] 2009–2010	USA	Survey	Influenza (Seasonal and Pandemic)	420	Purposive	70.9% ^A 76.9% ^B	N/A
Kíouri <i>et al.</i> (2013)	[57] 2010	Brazil	Questionnaire	Influenza	300	Convenience	95.7% ^A	69.2% ^A (Had They Been Informed)
Khan <i>et al.</i> (2015)	[86] 2013	Pakistan	Questionnaire	Influenza	283	Convenience	N/A	84.45% ^A
Kharbanda <i>et al.</i> (2011)	[64] 2010	USA	Focus Groups	Influenza	40	Convenience	48% ^A and/or ^B	N/A
Kouassi <i>et al.</i> (2012)	[139] 2010	Ivory Coast	Survey	Influenza (Pandemic)	411	Random	N/A	69.8% ^B
Koul <i>et al.</i> (2014)	[140] 2012–2013	India	Questionnaire	Influenza	1000	Convenience	0% ^A	100% ^A (Had They Been Rec & Informed Of Safety)

(Continued)

Table 1. (Continued)

Authors (year of publication)	Year of study	Location	Study type	Vaccine	Number of participants	Sampling Method	Vaccine coverage of participants	Vaccine willingness (of unvaccinated participants)
Krishnaswamy <i>et al.</i> (2018)	[27] 2016	Australia	Survey	Influenza, Pertussis	537	Convenience	N/A	57% ^A , 63% ^C
Kriss <i>et al.</i> (2018)	[141] 2018	USA	Survey	Pertussis	486	Random	40.7% ^C	N/A
Larson Williams <i>et al.</i> (2018)	[69] 2016	Zambia	Focus Groups	Pertussis	50	Purposive	100% ^D	N/A
Lau <i>et al.</i> (2010)	[28] 2005–2006	Hong Kong	Questionnaire	Influenza	568	Convenience	3.9% ^A	33% ^A
Lohiniva <i>et al.</i> (2014)	[70] 2009–2010	Morocco	Focus Groups & Interviews	Influenza	123	Purposive	54.5% ^A	N/A
Lohm <i>et al.</i> (2014)	[71] 2011–2012	Australia & Scotland	Focus Groups & Interviews	Influenza (Pandemic)	14	Purposive	N/A	N/A
Lotter <i>et al.</i> (2018)	[29] 2015	Australia	Survey	Influenza, Pertussis	100	Random	60.0% ^A And 64.5% ^C	N/A
Loubet <i>et al.</i> (2016)	[30] 2014–2015	France	Questionnaire	Influenza	153	Convenience	26% ^A	N/A
Lynch <i>et al.</i> (2012)	[74] 2009	USA	Focus Groups	Influenza (Pandemic)	144	Not specified	N/A	48.5% ^B
MacDougall <i>et al.</i> (2016)	[142] 2016	Canada	Survey	Pertussis	346	Random	N/A	89% ^C
Maier <i>et al.</i> (2013)	[31] 2012	Australia	Survey	Influenza	462	Random	25% ^A	N/A
Maisa <i>et al.</i> (2018)	[61] 2017	UK: Northern Ireland	Focus Groups & Interviews	Influenza, Pertussis	16	Opportunistic	N/A	N/A
Mak <i>et al.</i> (2015)	[32] 2012–2013	Australia	Survey	Influenza, Pertussis	831	Random	60.6% ^A , 71.0% ^C , 54.5% ^{A, C}	N/A
Mak <i>et al.</i> (2018)	[33] 2015	Australia	Survey	Influenza,	424	Random	33.5% ^A	N/A
Marsh <i>et al.</i> (2014)	[65] 2011–2012	USA	Interviews	Influenza	21	Purposive	N/A	95% ^A
de Mattos <i>et al.</i> (2003)	[143] 1996	Brazil	Questionnaire	Tetanus	430	Random	24.20%	N/A
Maurici <i>et al.</i> (2016)	[34] 2013	Italy	Survey	Influenza	309	Purposive	0% ^A	N/A
Mayet <i>et al.</i> (2017)	[144] 2013	Saudi Arabia	Questionnaire	Influenza	998	Purposive	18.1% ^A	74.2% ^A
McCarthy <i>et al.</i> (2012)	[145] 2010–2011	Australia	Questionnaire	Influenza	199	Not specified	30–40% ^A	N/A
McCarthy <i>et al.</i> (2015)	[146] 2010–2014	Australia	Questionnaire	Influenza	1086	Not specified	42.3% ^A	N/A
McQuaid <i>et al.</i> (2016)	[72] 2014	UK	Focus Groups	General	14	Purposive	N/A	N/A
McQuaid <i>et al.</i> (2018)	[147] 2014–2015	UK	Questionnaire	General	269	Purposive	68%	N/A
Meharry <i>et al.</i> (2013)	[73] 2010	USA	Interviews	Influenza (seasonal and pandemic)	60	Purposive	51.70% ^A	N/A
Mitra & Manna (1997)	[148] 1997	India	Survey	Tetanus	100	Convenience	N/A	N/A
Mohammed <i>et al.</i> (2018)	[35] 2014–2016	Australia	Survey	Influenza Pertussis	180	Not specified	76% ^A 81% ^C	N/A
Napolitano <i>et al.</i> (2017)	[149] 2015–2016	Italy	Survey	Influenza	372	Random	9.7% ^A	21.4% ^A
O'Grady <i>et al.</i> (2015)	[56] 2014	Australia	Mixed Method	Influenza	53	Convenience	17% ^A	53% ^A
O'Shea <i>et al.</i> (2018)	[59] 2016	Ireland	Interviews	Influenza Pertussis	17	Purposive	76.4% ^A 52.9% ^C	N/A
Og Son <i>et al.</i> (2014)	[50] 2013	South Korea	Questionnaire	Influenza	218	Convenience	48.60%	N/A

(Continued)

Table 1. (Continued)

Authors (year of publication)	Year of study	Location	Study type	Vaccine	Number of participants	Sampling Method	Vaccine coverage of participants	Vaccine willingness (of unvaccinated participants)
Ozer <i>et al.</i> (2010)	[150] 2009–2010	Turkey	Survey	Influenza (Pandemic)	314	Not specified	8.9% ^B	N/A
Ozkaya Parlakay <i>et al.</i> (2012)	[151] 2009	Turkey	Questionnaire	Influenza (Pandemic)	86	Convenience	N/A	N/A
Puchalski <i>et al.</i> (2014)	[87] 2015	USA	Survey	Influenza	60	Purposive	23.4% ^B	N/A
Regan <i>et al.</i> (2016)	[152] 2012–2014	Australia	Survey	Influenza	2018	Random	22.9% - 41.4% ^A	N/A
Richun <i>et al.</i> (2018)	[66] 2015–2016	China	Focus Groups & Interviews	Influenza	108	Convenience	0%	N/A
Sakaguchi <i>et al.</i> (2011)	[153] 2009	Canada	Questionnaire	Influenza (Seasonal and Pandemic)	130	Convenience	80% ^B	27.7% ^A
Schindler <i>et al.</i> (2012)	[76] 2011	Switzerland	Interviews	Influenza	29	Maximal variation	17.2% ^A	N/A
Siddiqui <i>et al.</i> (2017)	[88] 2013	Pakistan	Survey	Pertussis	283	Convenience	86% ^C	N/A
Silverman & Greif (2001)	[41] 2001	USA	Survey	Influenza	242	Convenience	7.85% ^A	51% ^A (If Physician Rec)
Song <i>et al.</i> (2017)	[36] 2012–2014	China	Survey	Influenza	1673	Not specified	0% ^A	31% ^A (If Physician Rec)
Stark <i>et al.</i> (2016)	[154] 2013–2015	USA	Survey	Influenza	984	Not specified	77.9% ^A , 36.1% ^{A, Mr}	6.8% ^A
Steeffisher <i>et al.</i> (2011)	[45] 2010	USA	Survey	Influenza (Pandemic)	514	Random	42% ^B	8% ^B
Strassberg <i>et al.</i> (2018)	[155] 2014–2015	USA	Questionnaire	Influenza, Pertussis	338	Convenience	35.8% ^C	70.7% ^A , 40.5% ^C
Taksadal <i>et al.</i> (2013)	[37] 2012	Australia	Survey	Influenza	416	Stratified random	25%, 23% ^{Mr}	N/A
Tarrant <i>et al.</i> (2013)	[46] 2010	Hong Kong	Questionnaire	Influenza (Pandemic)	549	Purposive	4.9% ^A , 6.2% ^B , 2.2% ^{A, B}	N/A
Tong <i>et al.</i> (2008)	[38] 2003–2004	Canada	Survey	Influenza	185	Purposive	14% ^A	N/A
Tuells <i>et al.</i> (2018)	[156] 2014–2015	Spain	Survey	Influenza	934	Random	27.90%	96.8% ^A
Ugezu <i>et al.</i> (2018)	[157] 2018	Ireland	Cohort Study	Influenza, Pertussis	113	Convenience	42.5% ^A , 31% ^B	N/A
Van Lier <i>et al.</i> (2012)	[55] 2010	The Netherlands	Survey	Influenza (Pandemic)	2993	Random	46% ^B	39% ^B
Varan <i>et al.</i> (2014)	[95] 2012	Mexico	Survey	Pertussis	387	Convenience	45% ^A , 74% ^D	57% ^C
Vila-Candel <i>et al.</i> (2016)	[51] 2014–2015	Spain	Survey	Influenza	200	Random	40.5% ^A	18% ^A
White <i>et al.</i> (2010)	[158] 2010	Australia	Questionnaire	Influenza (Pandemic)	479	Convenience	6.9% ^B	N/A
Wilcox <i>et al.</i> (2018)	[159] 2017–2018	UK	Questionnaire	Influenza, Pertussis	314	Not specified	38% ^A , 56% ^C	N/A
Wilcox <i>et al.</i> (2019)	[160] 2017–2018	UK	Questionnaire	Influenza, Pertussis	314	Convenience	38% ^A , 56% ^C	40% ^A , 46% ^C
Wiley <i>et al.</i> (2015)	[60] 2011	Australia	Interviews	Influenza, Pertussis	815	Maximal variation	N/A	N/A
Wiley <i>et al.</i> (2013)	[39] 2011	Australia	Survey	Influenza	815	Non-random stratified	27% ^A	N/A
Wiley <i>et al.</i> (2013)	[161] 2011	Australia	Survey	Pertussis	815	Non-random stratified	Na	80% ^C
Ymba & Perrey (2003)	[162] 2003	Ivory Coast	Questionnaire	Tetanus	124	Not specified	77.1% ^D or E, 15% ^F	N/A
Yudin <i>et al.</i> (2009)	[163] 2006	Canada	Survey	Influenza	58	Convenience	N/A	N/A

(Continued)

Table 1. (Continued)

Authors (year of publication)	Year of study	Location	Study type	Vaccine	Number of participants	Sampling Method	Vaccine coverage of participants	Vaccine willingness (of unvaccinated participants)
Yuen <i>et al.</i> (2013) [40]	2010–2011	Hong Kong	Questionnaire	Influenza	2822	Convenience	1.7% ^a	N/A
Yuen <i>et al.</i> (2016) [62]	2011	Hong Kong	Interviews	Influenza	32	Purposive	6.3% ^a	N/A
Yun & Xu (2010) [164]	2009	China	Survey	Influenza	215	Random	n/a	45.4%

^a = influenza,

^b = pandemic influenza (H1N1),

^c = pertussis,

^d = tetanus (TT1),

^e = tetanus (TT2),

^f = hepatitis B,

nr = medical record,

^g = general.

Questionnaire only = 35, Survey only = 58, Interviews only = 9, Focus Groups only = 5, Cohort Study = 3, Focus Groups & Interviews = 5, Surveys & Focus Groups = 2.

<https://doi.org/10.1371/journal.pone.0234827.t001>

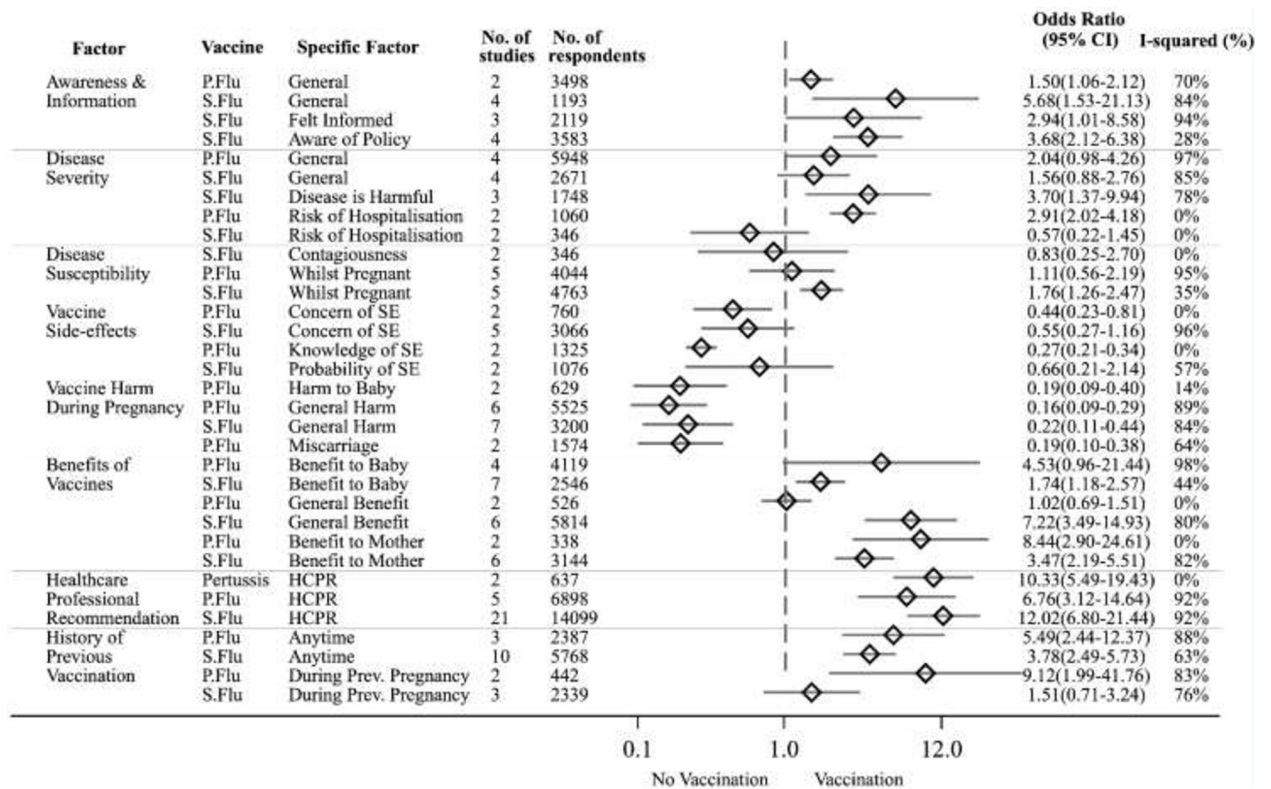


Fig 2. Factors associated with maternal vaccine uptake—A summary forest plot. Abbreviations. HCPR—healthcare professional recommendation, General—generally, P. Flu—pandemic influenza vaccine, SE—side effects, S. Flu—seasonal influenza vaccine.

<https://doi.org/10.1371/journal.pone.0234827.g002>

countries (Appendix p33-37 in [S2 File](#)). The majority of studies were quantitative only (n = 99), then qualitative only (n = 18) with three studies using mixed methods ([Table 1](#)). Studies were predominantly from the USA (39 studies), Australia (22), and Canada (9). Seasonal influenza vaccine was the most commonly investigated vaccine, either independently or as part of a study of factors influencing the uptake of multiple vaccines (63% of studies n = 75), followed by vaccines against pertussis (27% n = 32), pandemic influenza (24% n = 29), tetanus (8% n = 9), and antenatal vaccines generally (2% n = 2).

We identified eight categories of factors that influence maternal vaccination across both qualitative and quantitative studies: accessibility and convenience (55 studies), personal values and lifestyle (43), awareness of information regarding the specific vaccine or disease of focus (90), social influences on vaccine use (109), emotions related to vaccination (85), perceptions of vaccine risk (110), perceptions of vaccine benefit (93), and personal vaccination history (80). From these eight categories, five could be synthesised quantitatively ([Appendix p40-41 in S2 File](#)). Results from all meta-analyses are presented in [Fig 2](#). No data for tetanus vaccination were suitable for meta-analysis. A list of the most common barriers or facilitators cited in studies excluded from meta-analysis is available in the appendix ([Appendix p52-53 in S2 File](#)). From the 21 qualitative studies, we identified 30 sub-categories of factors that appear to influence maternal vaccination decision-making ([Table 2](#)).

Quantitative studies

For our primary analysis we conducted 33 meta-analyses which assessed the relationship between a specific belief or behaviour and maternal vaccination status (338–14,099 participants

Table 2. Qualitative study themes.

Country	Barroso Pereira et al. 2013. [67]	Bettinger et al. 2016. [68]	Cassady et al. 2012. [75]	Collins et al. 2014. [63]	Fleming et al. 2018. [77]	Gauld et al. 2016. [58]	Kharbanda et al. 2011. [64]	Larson Williams et al. 2018. [69]	Lohiniva et al. 2014. [70]	Lohm et al. 2014. [71]	Lynch et al. 2012. [74]	Maisa et al. 2018. [61]	Marsh et al. 2014. [65]	McQuaid et al. 2016. [72]	Meharry et al. 2013. [73]	O'Grady et al. 2015. [56]	O'Shea et al. 2018. [59]	Richun et al. 2018. [66]	Schindler et al. 2012. [76]	Wiley et al. 2015. [60]	Yuen et al. 2016. [62]	No. of studies
	Brazil	Canada	Latino, USA	Aus	El Salv	France	USA	Zambia	Morocco	Aus, Scotl	USA	UK	USA	UK	USA	Aus	Ireland	China	Switz	Aus	Hong Kong	
Vaccine studied	P..Flu	S. Flu	P..Flu	Gen	P. Flu	Multi	S. Flu	Pertu	S. Flu	P. Flu	P. Flu	Multi	S. Flu	Gen	S. Flu	S. Flu	Multi	S Flu	S Flu	Multi	S Flu	
Perception of Risk																						
Disease severity	x	x	x				x	x	x	x	x	x	x		x	x		x	x	x	x	16
Disease susceptibility		x		x		x	x		x	x	x				x			x				10
Risk of perceived vaccine harm	x	x	x	x		x	x	x	x	x	x	x	x	x			x	x	x	x	x	19
Risk of known vaccine side effects	x		x		x	x				x	x	x	x		x				x			11
Vaccine perceived as safe		x									x		x		x							4
Perception of Vaccine Benefits																						
Vaccine protects pregnant woman	x	x			x		x	x	x	x	x				x	x						9
Vaccine protects foetus	x										x				x	x					x	4
Vaccine protects baby		x			x		x	x	x		x		x		x	x						10
Not protective/useful	x	x	x				x		x			x	x				x		x		x	11
	13	16	10	13	8	11	14	11	16	12	10	16	16	7	20	14	10	13	12	11	13	

Abbreviations: P. Flu = pandemic influenza vaccine, S Flu = seasonal influenza vaccine, Pertu = pertussis vaccine, Multi-multiple vaccine, General = antenatal vaccines generally
 Aus = Australia, El Salv = El Salvador, Scotl = Scotland, Switz = Switzerland, UK = United Kingdom, USA = United States of America.

<https://doi.org/10.1371/journal.pone.0234827.t002>

(average 2,955) included in each meta-analysis)) (Appendix p55-89 in [S2 File](#) for individual meta-analyses and summary table) ([Fig 2](#)). For our secondary analysis we conducted 15 meta-analyses assessing the relationship between a specific belief or behaviour and maternal vaccination intentions, rather than prior behaviour (531–2,215 participants (average 1,344) included in each meta-analysis)) (Appendix p91 in [S2 File](#)). The majority of studies with quantitative results for the pertussis vaccine had investigated intention to be vaccinated rather than actual vaccination status. Pregnant women who had received an HCP recommendation had 12-times higher odds of accepting seasonal influenza vaccination (OR 12.02, 95% CI 6.80–21.23, 21 studies, 14,099 women) [[21–41](#)] and 10-times greater odds of accepting pertussis vaccine (OR 10.33, 95% CI 5.49–19.43, 2 studies, 637 women) [[27, 29](#)] compared to those who had not received recommendations. For pandemic vaccine the recommendation increased the odds of antenatal H1N1 vaccine uptake by six times (OR 6.76, 95% CI 3.12–14.64, 5 studies, 6898 women) [[42–46](#)]. The odds of pregnant women receiving season influenza vaccination were five-times higher if they had general information about the vaccine (OR 5.68, 95% CI 1.53–21.13, 4 studies, 1193 women) [[22, 27, 31, 47](#)]. Similarly, the odds of being vaccinated were three-times higher (OR 3.68, 95% CI 2.12–6.38, 4 studies, 3583 women) [[37, 40, 48, 49](#)] among pregnant women who knew there was a national vaccination policy in place versus women who were unaware.

Prior vaccination history was influential in subsequent maternal vaccination decisions. The odds of being vaccinated against seasonal influenza were three-times greater (OR 3.78, 95% CI 2.49–5.73, 10 studies, 5,768 women) [[23, 24, 27, 38, 40, 41, 48–51](#)] and five-times greater for vaccination against pandemic influenza (OR 5.49, 95% CI 2.44–12.37, 3 studies, 2,387 women) [[42, 45, 46, 52](#)] if pregnant women had received vaccines as adults outside of pregnancy. Pregnant women who received a seasonal influenza vaccination during a prior pregnancy had nine-times higher odds of accepting a pandemic influenza vaccine in their current pregnancy than those who did not vaccinate in a prior pregnancy (OR 9.12, 95% CI 1.99–41.76, 2 studies, 442 women) [[43, 53](#)]. There was no evidence to suggest an association between prior maternal vaccination and season influenza vaccinations (OR 1.51, 95% CI 0.71–3.24, 3 studies, 2,339 women) [[21, 22, 47](#)].

The odds of accepting the pandemic influenza vaccine were six-times lower when women perceived it as unsafe in pregnancy (OR 0.16, 95% CI 0.09–0.29, 6 studies, 5,525 women) [[42, 44–46, 54, 55](#)]. Similarly, the odds of accepting the seasonal influenza vaccine were 86% lower when women believed receiving the vaccine during pregnancy was unsafe (OR 0.22, 95% CI 0.11–0.44, 7 studies, 3,200 women) [[24, 25, 31, 37, 39, 48, 56](#)]. Additionally, perceiving that the pandemic influenza vaccine caused harms such as birth defects (OR 0.19, 95% CI 0.09–0.40, 2 studies, 629 women) [[46, 49](#)] or miscarriage (OR 0.19, 95% CI 0.10–0.38, 2 studies, 1,574 women) [[42, 46](#)] were both associated with a five-times lower odds of vaccination. [Having concerns about pandemic influenza vaccine side-effects in general (OR 0.44, 95% CI 0.23–0.81, 2 studies, 760 women) [[46, 53](#)] was associated with two-times lower odds of vaccination; having knowledge of specific pandemic influenza vaccine side-effects (defined as a awareness of a known adverse reaction as outlined by the drug company label insert, e.g. fever.) (OR 0.27, 95% CI 0.21–0.34, 2 studies, 1,325 women) [[42, 54](#)] was associated with three-times lower odds of vaccination.

In contrast, the odds of being vaccinated were eight-times higher when pregnant women believed that the pandemic influenza vaccine benefits the mother (OR 8.44, 95% CI 2.90–24.61, 2 studies, 338 women) [[49, 54](#)]. The odds of accepting the seasonal influenza vaccine were seven-times greater when pregnant women perceived the vaccine as generally effective (OR 7.22, 95% CI 3.49–14.93, 6 studies, 5,814 women) [[21, 24, 37, 39, 40, 57](#)], three-times greater when they believed the vaccine benefits the mother (OR 3.47, 95% CI 2.19–5.51, 6

studies, 3,144 women) [23, 25, 31, 37, 49, 56], and almost two-times greater when they believed the vaccine benefits their baby (OR 1.74, 95% CI 1.18–2.57, 7 studies, 2546 women) [25, 31, 37, 38, 41, 49, 56].

There was insufficient evidence on the influence of perceived susceptibility to pandemic influenza during pregnancy on pandemic influenza vaccination uptake (OR 1.11, 95% CI 0.56–2.19, 5 studies, 4,044 women) [45, 49, 53–55]. However, pregnant women who felt they were susceptible to seasonal influenza had almost two-times higher odds of vaccination than those who did not feel susceptible to contracting seasonal influenza (OR 1.76, 95% CI 1.26–2.47, 5 studies, 4,763 women) [24–26, 40, 49]. There was inconclusive evidence to support a similar association between perceptions of the severity of pandemic (OR 2.04, 95% CI 0.98–4.26, 4 studies, 5,948 women) [42, 44, 53, 54] or seasonal influenza (OR 1.56, 95% CI 0.88–2.76, 4 studies, 2,671 women) [24–26, 39] with vaccination status. However, pregnant women who believed seasonal influenza could be harmful to their pregnancy or baby had four-times greater odds of being vaccinated than those who did not believe seasonal influenza could affect their pregnancy or baby (OR 3.70, 95% CI 1.37–9.94, 3 studies, 1,748 women) [23, 31, 48].

When the number of studies included in the meta-analysis exceeded seven, funnel plots were used to assess the potential for publication bias (Appendix p54 in [S2 File](#)). Although based on a small number of studies, there was incomplete agreement between the primary and secondary analyses (intention to be vaccinated meta-analysis results are provided in Appendix p91–92 in [S2 File](#)). Sensitivity analyses including studies with Joanna Briggs Institute scores >10 were conducted for both vaccination status and intention to be vaccinated outcomes (Appendix: p90, p92 in [S2 File](#)). Whilst results were generally consistent, differences were difficult to interpret due to the low number of higher-quality studies.

Qualitative studies

All qualitative studies reported on the perceived effect of HCP influence on decision-making, and to a lesser extent the influence of other social networks or the Internet. Often an offer (or lack of an offer) of vaccination during an antenatal visit was a key factor in final behaviour [58–60]. Participants also expressed willingness to receive information from HCPs, but were disappointed with a perceived overuse of leaflets to convey information in lieu of direct conversation with an HCP [58, 61, 62]. Other studies reported that some pregnant women sought vaccination information through media or the Internet, but these avenues were not regarded as the most reliable for accurate information [62–66].

Almost all qualitative studies indicated that being aware of maternal vaccination and/or the respective disease, regardless of information source, was key to receiving the vaccine but rarely sufficient (17 studies) [56, 58–73]. Furthermore, 16 qualitative studies highlighted an information gap specific to knowledge of vaccines during pregnancy [56, 58–71, 73], reflecting a general lack of awareness among pregnant women of maternal vaccine recommendations and benefits.

Qualitative studies identified a number of additional health concerns about antenatal vaccines such as narcolepsy [58], infertility [70], autism [65], and unknown risks [61, 62, 68, 74–76] in addition to concerns of birth defects [63, 65, 68] and miscarriage [62–64, 68, 70] (Table 2). Specific side-effect concerns included vomiting, fever, body aches, soreness, fainting, seizures, illness, and unknown short and long-term side-effects [56, 58, 61, 65, 67, 71, 73–77]. Whilst the benefits of vaccines were mentioned in 16 qualitative studies, 11 of these studies reported that there was also doubt and uncertainty around the usefulness or the efficacy of vaccines in pregnancy [59, 61, 62, 64–66, 68, 70, 73, 75, 76].

In eight of the 17 qualitative studies that examined perceptions of disease severity, participants were unaware of the additional risks of influenza to pregnant women [56,62, 64, 66–68, 74, 75]. Qualitative studies also highlighted differences in participants' perceptions of severity for different diseases. For example, H1N1 or pandemic influenza was perceived as more severe than seasonal influenza [68, 74]. Additionally, pertussis was correctly seen primarily to present danger to infants, whereas influenza was viewed as a significant risk to the pregnant woman [60]. Whilst the disease risk was used as a contributing factor to final decision other factors were weighed against it.

Whilst factors such as convenience, personal values, and emotions related to vaccinations during pregnancy were not captured in our meta-analyses, they were highlighted in qualitative analyses. Several studies reported on vaccine availability [56, 59–62, 65, 70, 77], access [58, 73, 77], and competing priorities in pregnancy [56, 58, 60, 61, 73]. In some studies, participants may have accepted vaccines generally, but not during pregnancy [56, 66, 76]. Community rumours and cultural values also influenced views on vaccination among pregnant women [69, 70, 73, 75]. Additionally, several studies reported preferences for natural immunity or a healthy lifestyle during pregnancy as reasons to decline vaccinations [61, 62, 66, 68, 76]. Maternal vaccination decision-making was also associated with several emotions and sentiments including fear (13 studies) [61, 62, 64, 67–73, 75–77], worry or anxiety (8 studies) [56, 58, 61, 63, 67, 70, 72, 77], responsibility for pregnancy outcomes and culpability if something goes wrong (5 studies) [61, 68, 71, 73, 76], and uncertainty about risks associated with vaccination decisions (3 studies) [63, 75, 76]. Pregnant women feared the unknown [68, 70–72] the disease (particularly for pandemic influenza) [62, 68, 70, 73], vaccine harm or side-effects [61, 64, 67, 69, 70, 75, 76], vaccine safety [64, 73], and pain [52, 61,77]. One study reported that vaccinated and unvaccinated pregnant women expressed similar fears, but unvaccinated women often described their fears in more detail [70]. The fear of perceived vaccine harms (including the ideas of unknown risks for novel vaccines) were used to explain the rejection of maternal vaccination despite a connected fear of the disease it was aimed to protect against [59, 64–68, 70–73, 75].

Discussion

Despite the challenges of synthesizing an extensive and varied body of research, we have been able to quantify the relative effect size for a large number of specific beliefs and behaviours around maternal vaccination uptake. Prior attempts to weight factors influencing maternal vaccination uptake have largely been confined to ranking the most commonly cited barriers or facilitators within studies, listing the latter as predictors. This approach is likely to conflate several individual factors which are important to designing better interventions aimed at increasing maternal vaccination acceptance and uptake.

Our major finding is that *vaccine-specific* factors and previous vaccination behaviour have a strong influence on antenatal vaccine uptake. *Disease-related* perceptions have a modest effect on final vaccination uptake. Beliefs that vaccine would benefit the mother or cause no harm to the pregnancy were associated with four-to-nine-times greater odds of vaccination-acceptance during pregnancy. Prior systematic reviews were unable to characterise the nature or strength of effect of vaccine safety concerns on maternal vaccination decisions. Lutz et al. described that 2.9 to 77% of pregnant women had safety concerns for their foetuses [13]. Wilson *et al.* reported that safety concerns were the most frequently cited barriers (64 of 155 studies) but the relationship of this concern to final vaccination uptake was not defined. The underlying vaccination status of pregnant women was unreported in this prior study, limiting the interpretation of this finding [11]. In our study, beliefs that vaccine could cause birth defects or

general harm in pregnancy served as strong deterrents to both seasonal and pandemic influenza vaccination (seasonal OR 0.22, 95% CI 0.11–0.44; pandemic OR 0.11, 95% CI 0.06–0.22). Similarly, perceptions of vaccine utility had a strong positive influence on uptake. For the seasonal influenza vaccine, perceiving the vaccine as beneficial in general was an important factor associated with pregnant women's vaccination status (OR 7.22, 95% CI 3.49–14.93). For pandemic influenza vaccination, despite the wide confidence intervals, our data suggest that perceptions that vaccine can protect pregnant women (OR 8.44 95% CI 2.90–24.61) is strongly associated with vaccine uptake.

Our study did not find clear evidence that a belief of susceptibility to pandemic or seasonal influenza was associated with increased maternal pandemic influenza vaccination (OR 1.11, 95% CI 0.56–2.19) or seasonal influenza (OR 1.76, 95% CI 1.26–2.47) vaccine uptake. There was some evidence to support an association between perceptions of the severity of pandemic influenza and pregnant women's vaccination status (OR 2.04, 95% CI 0.98–4.26) with the belief that pandemic influenza can result in hospitalisation increasing vaccine uptake three-fold (OR 2.91, 95% CI 2.02–4.18). We would recommend additional studies to explore the role of disease severity and susceptibility in greater detail to clarify their importance when other factors are present. For seasonal influenza, the data is inconclusive since women who believed that the disease could be harmful to their pregnancy or baby had four-times greater odds of being vaccinated than those who did not (OR 3.70, 95% CI 1.37–9.94) yet there was no evidence to suggest belief in the risk of the disease generally (OR 1.56, 95% CI 0.88–2.76) or its ability to result in hospitalisation (OR 0.57, 95% CI 0.22–1.45) were related to vaccine uptake. This was mirrored by our qualitative research which indicated that the influence of a belief in the severity and susceptibility to a disease does not in isolation determine vaccination decision [56, 58, 59, 63–71, 73–76]. This has important implications for public health communication strategies around maternal vaccination since campaigns, particularly during an epidemic or influenza outbreak, have centred around disease threat. Based on our findings we caution any communication approach which highlights only the threat of disease when publicising vaccination. We suggest this requires further review of the messaging strategies comparing those with and without explicit details of vaccine safety to the public and/or a discussion of disease threat with attention to language which might inadvertently promote fear [78]. The global communication strategies during the H1N1 2009 pandemic have been widely criticised as lacking an evidence-base and not appropriately targeting specific vulnerable groups [79]. We suggest that future research investigates disease-focused communication strategies versus vaccine-centred communication when discussing maternal vaccination to help prepare for future pandemics. Our study was conducted prior to the North Kivu Ebola vaccine deployment among pregnant women in 2019. This study precedes vaccine candidate deployment for SARS-CoV-2 with immediate implications for future studies analysing potential acceptance of a maternal vaccine and the associated communication strategy. This is an important area of investigation to analyse the factors that influence maternal uptake when the vaccine is still in an experimental part of outbreak control. Whilst the analysis of purely experimental vaccines was outside the remit of this work, we suggest further investigation into assessing the importance of factors identified in this review (including fear-conflict, anxiety and specific safety concerns) and their influence on uptake of vaccine during its developmental phase at the time of an outbreak.

Our findings also have potential implications for future study design. Many studies included in this systematic review and meta-analysis were designed using the framework of the Health Belief Model [24–26, 28, 39, 40, 53, 54, 60, 62–64, 69, 73, 80–88]. In brief, the Health Belief Model describes final vaccination acceptance or rejection based on the interacting beliefs of seriousness and susceptibility to the target disease of the vaccine, benefits of the intervention,

and barriers in order to predict health behaviour. Our study suggests that the model should be adapted to highlight the importance of the latter two categories in maternal vaccination behaviour predictions.

Consistent with the extensive body of evidence on this topic, an HCP recommendation for routine vaccinations (seasonal influenza and pertussis vaccination) was a very strong factor influencing maternal vaccine acceptance that is associated with ten-times greater odds of being vaccinated over those who did not receive an HCP recommendation (pertussis OR 10.33, 95% CI 5.49–19.43; seasonal influenza OR 12.02, 95% CI 6.80–21.44).

Although based on a small number of studies, our meta-analysis suggests that the influence of an HCP recommendation for pandemic influenza vaccination moderately-to-strongly influences uptake. Pandemic vaccine uptake was closely related to prior vaccination behaviour. Vaccination (with a different vaccine) during a prior pregnancy (OR 9.12 95% CI 1.99–41.76) had a strong influence on pandemic vaccine uptake. Interestingly, this did not appear as evident for receiving an antenatal seasonal influenza vaccine in a subsequent pregnancy (OR 1.51, 95% CI 0.71–3.24). This suggests a possibility that decision-making for seasonal influenza vaccines made in second and third pregnancies may not be consistent with the decisions in the first pregnancy [89]. Whilst studies have often included a sample of second- or third-time mothers, there is less extensive evidence of temporal changes in decision-making factors for maternal vaccines.

Whilst a general awareness about maternal vaccination did not increase the odds greatly of pandemic vaccine uptake, it appeared key for routine antenatal vaccines. Policy awareness was strongly associated with seasonal influenza vaccination uptake. National recommendations from the authoritative health bodies appear to carry weight in maternal vaccination decision-making at a population level [90]. This is important for the rollout of new maternal vaccines, as vaccinations not endorsed by national policy may be less accepted. Publicising such policies could improve trust in maternal vaccination programmes and facilitate improved uptake.

Qualitative findings from focus group discussions and in-depth interviews were generally consistent with the quantitative results: an unambiguous recommendation from an HCP to vaccinate against seasonal influenza or pertussis is key to pregnant women being vaccinated [58–66, 68, 72, 73, 76, 77]. It is difficult to draw conclusions about which specific HCP (e.g. obstetrician, general practitioner, and midwife) or service provider (e.g. community or hospital-based practitioners) is the most influential. Similar to the quantitative literature, qualitative studies have shown that a recommendation by an HCP was not always sufficient [26, 34, 36, 41, 45, 46, 62, 63, 67]. Reasons for refusal despite HCP recommendation from the qualitative analysis provide insights into the effects of fear, mistrust, and a feeling of accountability [61, 63, 67, 73, 75]. In the face of uncertainty about a vaccine, a guarded state prevails despite concern for disease risk [61, 68, 71, 73, 76]. This was most notably captured by Meharry *et al.* as, “. . .fear if I do (vaccinate), fear if I don't (vaccinate), and do nothing when I fear both” [73]. This analysis, combined with the finding of a very strong relationship between the belief of vaccine harm and reduced uptake indicates that the perceived risk of self-intervening (i.e. taking a vaccine) can be very powerful. This can overshadow the belief in environmental risk (e.g. contracting a severe disease). This suggests that mothers feel accountable for a perceived risk when choosing to vaccinate during pregnancy, which can result in inaction if the disease is also feared. Whilst it is essential that pregnant women are informed about the risks of the disease in order to be appropriately consented, the manner in which this is communicated should be evaluated. It appears that, in some cases, fear may be counter-productive. This has been seen in childhood vaccines: if parents already fear the vaccine, making them fear the disease leads to decision conflict, and hesitancy [91].

By including qualitative analysis, we were also able to unravel specific, participant-driven concerns that ranged from possible adverse events such as narcolepsy, infertility, and autism spectrum disorder as well as pregnancy-related concerns such as suspected risks of miscarriage, preterm birth, and birth defects. Since the non-pregnancy related health concerns occur rarely in the general population or require long-term follow up over decades, post-marketing surveillance studies are used to measure if there are any vaccine-related effects [92]. However, data on these specific concerns during pregnancy are often unavailable to general practitioners or midwives during counselling. We recommend that HCPs are given ready access to clear and concise language on the safety of vaccines during pregnancy. The CDC has launched an extensive response to the relationship between antenatal vaccines and Guillain Barre syndrome, autism, febrile seizures and sudden infant death syndrome (SIDS) [93–103]. However, discussions on narcolepsy are made in reference to childhood rather than prenatal vaccination. Additionally, there is limited availability of summarized reports for the public or general practitioners that synthesize the abundance of safety evidence on miscarriage, infertility, and birth defects. Health bodies should make this widely generated safety evidence more accessible to the public and to HCPs to facilitate uptake where concerns in practice arise [103, 104].

It is reassuring that our meta-analysis reinforces some of the existing evidence surrounding factors that influence maternal vaccine uptake. Attempting to quantify an effect size adds a useful summary measure. However, our study has a number of limitations that potentially impact inferences drawn from these data. The evidence-base exploring the factors determining antenatal vaccination decisions is extensive but of mixed quality, and synthesis of the results was complicated by the contextual and methodological heterogeneity between studies. A particular challenge was synthesizing questionnaire data which used variable phrasings and posed different assortments of questions limiting the volume of data that could be synthesised. Ninety-seven percent of quantitative studies pooled employed a cross-sectional design. We acknowledge that in some settings, where data are obtained using variable questionnaires, examining a different number of factors, pooling information may obtain inconsistent results. However, in practice, it is unclear how these differences are likely to influence the obtained summary estimates. This has highlighted the need for more standardised procedures for data collection and reporting for individual studies. This is of particular importance during outbreaks when research is delivered in a timely manner.

Whilst we intended to compare results from the meta-analyses with vaccination status and intention to be vaccinated as outcomes, data were insufficient to draw meaningful comparisons. All the data for vaccine intention is found in the Appendix 23 p91 in [S2 File](#). This is important since the majority of data available for pertussis vaccination in pregnancy focused on beliefs associated with vaccination intentions only [81, 88, 105, 106]. Whilst previous literature has shown intention to vaccinate can be a proxy for actual vaccination status, this may not always be the case with maternal vaccination and additional research is needed [68, 107].

Our findings were largely consistent across countries; however, we recognize that the majority of data come from high-income settings where national vaccine policies exist and, therefore, the generalisability of these findings may be limited. We were unable to conduct a sensitivity analysis to stratify results by Gross Domestic Product of each country as there were too few studies included in each meta-analysis. Additionally, data from many studies relied on self-reported vaccination status and did not verify medical records or vaccine registry data which may have introduced a recall bias (reflected in the JBI quality assessment scoring). However, previous research in the field has indicated that this bias is unlikely to be substantial [108, 109]. A number of studies recruited participants using purposive or convenience sampling ([Table 1](#)). Thus, we applied the Joanna Briggs Institute (JBI) Critical Appraisal Tools (JBI) to assess potential biases among individual studies. Based on our results, we then performed a

pre-defined sensitivity analysis (of high quality/low quality) presented in the Appendices (Appendix 22, Appendix 24 p90, p92 in [S2 File](#)). We were unable to detect an influenced study quality on our pooled analyses. A final limitation is that the exposures in our meta-analyses were dichotomized, whereas in reality beliefs exist on a spectrum.

Vaccine refusal is undoubtedly multifactorial. However, our study has demonstrated that factors specific to the vaccine, perhaps more so than the disease are highly influential. Interventions recommended to improve maternal vaccination uptake have ranged from text reminders for prospective mothers to educational videos and motivational interviewing techniques for HCPs [110–112]. Based on the results of this review, interventions designed to impact maternal vaccine uptake should continue to encourage individualised HCP recommendations. Additionally, personalised counsel on the benefits and safety of a vaccine should emphasize the vaccine's protective effect on the pregnancy as well as discuss implications for foetal and childhood development. This is in contrast to traditional communication on disease threat in isolation. Readily accessible information that synthesizes the large body of evidence that may otherwise appear contradictory to the general public, will facilitate healthcare consultations in addressing pregnancy and long-term concerns, such as those identified in our review.

Supporting information

S1 Dataset.

(XLSX)

S1 File. PRISMA checklist.

(DOCX)

S2 File. Appendix.

(DOCX)

Acknowledgments

Tim Clayton (LSHTM, help with statistical queries), Kerrie Wiley (University of Sydney, data), Joseph Lau (Chinese University of Hong Kong, data), Meagan Kay (Division of Applied Sciences, CDC, Atlanta, Georgia, data), Dmitry Fridman (Department of Obstetrics and Gynecology, Maimonides Medical Center USA, data), Allison Chamberlain (Department of Epidemiology, Rollins School of Public Health, Emory University, USA, data), Alies van Lier (RIVM–Centrum Infectieziektebestrijding, data) Language Connect (for language translations), Daniel S. Epstein (Monash University, Australia, review of manuscript).

Author Contributions

Conceptualization: Eliz Kilich.

Data curation: Eliz Kilich, Sara Dada, Mark R. Francis, John Tazare.

Formal analysis: Eliz Kilich, Sara Dada, John Tazare.

Funding acquisition: Heidi J. Larson.

Methodology: Eliz Kilich, Sara Dada, R. Matthew Chico.

Software: John Tazare.

Supervision: Pauline Paterson, Heidi J. Larson.

Visualization: Eliz Kilich, Sara Dada, John Tazare.

Writing – original draft: Eliz Kilich, Sara Dada, Mark R. Francis, John Tazare.

Writing – review & editing: Eliz Kilich, Sara Dada, Mark R. Francis, John Tazare, R. Matthew Chico, Pauline Paterson, Heidi J. Larson.

References

1. UNICEF. Cause of neonatal death. Child Mortality Data. Unicef.org2019 [Cited 2019 15 May]. <https://data.unicef.org/topic/child-survival/neonatal-mortality/>.
2. Munoz FM. Current challenges and achievements in maternal immunization research. *Frontiers in Immunology*. 2018; 9(436). <https://doi.org/10.3389/fimmu.2018.00436> PMID: 29559976
3. Organisation WH. WHO vaccine-preventable diseases:monitoring system. 2019 global summary May 2019
4. Immunization and Infectious Diseases Healthy People 2020 Healthypeople.gov. 2020. [Cited 2020 30 May] <https://www.healthypeople.gov/2020/topics-objectives/topic/immunization-and-infectious-diseases/objectives>
5. Kahn KE, Black CL, Ding H, Williams WW, Lu P-J, Fiebelkorn AP, et al. Influenza and Tdap Vaccination Coverage Among Pregnant Women—United States, April 2018. *Morbidity and Mortality Weekly Report (MMWR)*. 2018; 67(38):1055–9.
6. England PH. Seasonal flu vaccine uptake in GP patients: monthly data, 2018 to 2019. 2020. <https://www.gov.uk/government/statistics/seasonal-flu-vaccine-uptake-in-gp-patients-monthly-data-2019-to-2020>
7. Rasmussen SA, Jamieson DJ, Macfarlane K, Cragan JD, Williams J, Henderson Z, et al. Pandemic influenza and pregnant women: summary of a meeting of experts. *Am J Public Health*. 2009; 99 (Suppl 2):S248–S54. Epub 2009/05/21. <https://doi.org/10.2105/AJPH.2008.152900> PMID: 19461110
8. Giesecke J, Bedford J, Enria D, Giesecke J, Heymann DL, Ihekweazu C, et al. The truth about PHEICs. *The Lancet*. [https://doi.org/10.1016/S0140-6736\(19\)31566-1](https://doi.org/10.1016/S0140-6736(19)31566-1) PMID: 31285039
9. Zarocostas J. What next for the coronavirus response? *The Lancet*. 2020; 395(10222):401. [https://doi.org/10.1016/S0140-6736\(20\)30292-0](https://doi.org/10.1016/S0140-6736(20)30292-0) PMID: 32035538
10. Olgun NS. Viral Infections in Pregnancy: A Focus on Ebola Virus. *Curr Pharm Des*. 2018; 24(9):993–8. <https://doi.org/10.2174/1381612824666180130121946> PMID: 29384053
11. Wilson RJ, Paterson P, Jarrett C, Larson HJ. Understanding factors influencing vaccination acceptance during pregnancy globally: A literature review. *Vaccine*. 2015; 33(47):6420–9. <https://doi.org/10.1016/j.vaccine.2015.08.046> PMID: 26320417
12. Myers KL. Predictors of maternal vaccination in the United States: An integrative review of the literature. *Vaccine*. 2016; 34(34):3942–9. <https://doi.org/10.1016/j.vaccine.2016.06.042> PMID: 27317458
13. Lutz CS, Carr W, Cohn A, Rodriguez L. Understanding barriers and predictors of maternal immunization: Identifying gaps through an exploratory literature review. *Vaccine*. 2018; 36(49):7445–55. <https://doi.org/10.1016/j.vaccine.2018.10.046> PMID: 30377064
14. Poliquin V, Greyson D, Castillo E. A systematic review of barriers to vaccination during pregnancy in the Canadian context. *Journal of Obstetrics and Gynaecology Canada*. 2018. <https://doi.org/10.1016/j.jogc.2018.05.042> PMID: 30361161
15. Yuen CYS, Tarrant M. Determinants of uptake of influenza vaccination among pregnant women—A systematic review. *Vaccine*. 2014; 32(36):4602–13. <https://doi.org/10.1016/j.vaccine.2014.06.067> PMID: 24996123
16. Aromataris E, Munn Z, (Editors). *Joanna Briggs Institute Reviewer's Manual*. 2017.
17. DerSimonian R, Laird N. Meta-analysis in clinical trials. *Control Clin Trials*. 1986; 7(3):177–88. [https://doi.org/10.1016/0197-2456\(86\)90046-2](https://doi.org/10.1016/0197-2456(86)90046-2) PMID: 3802833
18. *Meta-Analysis in Stata™. Systematic Reviews in Health Care*. p. 347–69.
19. StataCorp. *Stata Statistical Software: Release 15*. College Station, TX: StataCorp LLC; 2017.
20. Moher D, Liberati A, Tetzlaff J, Altman D, Group TP. Preferred Reporting Items for Systematic Reviews and Meta-Analyses: The PRISMA Statement. *PLoS Med*. 2009; 6(7).
21. Arriola CS, Vasconez N, Bresee J, Roper AM. Knowledge, attitudes and practices about influenza vaccination among pregnant women and healthcare providers serving pregnant women in Managua, Nicaragua. *Vaccine*. 2018; 36(25):3686–93. <https://doi.org/10.1016/j.vaccine.2018.05.013> PMID: 29748029

22. Barrett T, McEntee E, Drew R, O'Reilly F, O'Carroll A, O'Shea A, et al. Influenza vaccination in pregnancy: Vaccine uptake, maternal and healthcare providers' knowledge and attitudes. A quantitative study. *BJGP Open*. 2018; 2(3).
23. Bodeker B, Walter D, Reiter S, Wichmann O. Cross-sectional study on factors associated with influenza vaccine uptake and pertussis vaccination status among pregnant women in Germany. *Vaccine*. 2014; 32(33):4131–9. <https://doi.org/10.1016/j.vaccine.2014.06.007> PMID: 24928791
24. Gorman JR, Brewer NT, Wang JB, Chambers CD. Theory-based predictors of influenza vaccination among pregnant women. *Vaccine* 2012; 31(1):213–8. <https://doi.org/10.1016/j.vaccine.2012.10.064> PMID: 23123019
25. Henninger ML, Irving SA, Thompson M, Avalos LA, Ball SW, Shifflett P, et al. Factors associated with seasonal influenza vaccination in pregnant women. *Journal of Women's Health* (15409996). 2015; 24(5):394–402. <https://doi.org/10.1089/jwh.2014.5105> PMID: 25874550
26. Henninger M, Naleway A, Crane B, Donahue J, Irving S. Predictors of seasonal influenza vaccination during pregnancy. *Obstetrics & Gynecology*. 2013; 121(4):741–9. <https://doi.org/10.1097/AOG.0b013e3182878a5a> PMID: 23635673
27. Krishnaswamy S, Cheng AC, Wallace EM, Buttery J, Giles ML. Understanding the barriers to uptake of antenatal vaccination by women from culturally and linguistically diverse backgrounds: A cross-sectional study. *Human Vaccines & Immunotherapeutics*. 2018; 14(7):1591–8.
28. Lau JTF, Cai Y, Tsui HY, Choi KC. Prevalence of influenza vaccination and associated factors among pregnant women in Hong Kong. *Vaccine* 2010; 28(33):5389–97. <https://doi.org/10.1016/j.vaccine.2010.05.071> PMID: 20542072
29. Lotter K, Regan AK, Thomas T, Effler PV, Mak DB. Antenatal influenza and pertussis vaccine uptake among Aboriginal mothers in Western Australia. *Australian & New Zealand Journal of Obstetrics & Gynaecology*. 2018; 58(4):417–24. <https://doi.org/10.1111/ajo.12739> PMID: 29139107
30. Loubet P, Guerrisi C, Turbelin C, Blondel B, Launay O, Bardou M, et al. Influenza during pregnancy: Incidence, vaccination coverage and attitudes toward vaccination in the French web-based cohort G-GrippeNet. *Vaccine* 2016; 34(20):2390–6. <https://doi.org/10.1016/j.vaccine.2016.03.034> PMID: 27013430
31. Maher L, Hope K, Torvaldsen S, Lawrence G, Dawson A, Wiley K, et al. Influenza vaccination during pregnancy: Coverage rates and influencing factors in two urban districts in Sydney. *Vaccine* 2013; 31(47):5557–64. <https://doi.org/10.1016/j.vaccine.2013.08.081> PMID: 24076176
32. Mak DB, Regan AK, Joyce S, Gibbs R, Effler PV. Antenatal care provider's advice is the key determinant of influenza vaccination uptake in pregnant women. *Australian & New Zealand Journal of Obstetrics & Gynaecology*. 2015; 55(2):131–7. <https://doi.org/10.1111/ajo.12292> PMID: 25557858
33. Mak DB, Regan AK, Vo DT, Effler PV. Antenatal influenza and pertussis vaccination in Western Australia: a cross-sectional survey of vaccine uptake and influencing factors. *BMC Pregnancy and Childbirth*. 2018; 18. <https://doi.org/10.1186/s12884-018-2051-3> PMID: 30355329
34. Maurici M, Dugo V, Zaratti L, Paulon L, Pellegrini MG, Baiocco E, et al. Knowledge and attitude of pregnant women toward flu vaccination: a cross-sectional survey. *Journal of Maternal-Fetal & Neonatal Medicine*. 2016; 29(19):3147–50. <https://doi.org/10.3109/14767058.2015.1118033> PMID: 26555821
35. Mohammed H, Clarke M, Koehler A, Watson M, Marshall H. Factors associated with uptake of influenza and pertussis vaccines among pregnant women in South Australia. *PLOS ONE*. 2018; 13(6). <https://doi.org/10.1371/journal.pone.0197867> PMID: 29902184
36. Song Y, Zhang T, Chen L, Yi B, Hao X, Zhou S, et al. Increasing seasonal influenza vaccination among high risk groups in China: Do community healthcare workers have a role to play? *Vaccine* 2017; 35(33):4060–3. <https://doi.org/10.1016/j.vaccine.2017.06.054> PMID: 28668569
37. Taksdal SE, Mak DB, Joyce S, Tomlin S, Carcione D, Armstrong PK, et al. Predictors of uptake of influenza vaccination—a survey of pregnant women in Western Australia. *Australian Family Physician*. 2013; 42(8):582–6. PMID: 23971070
38. Tong A, Biringer A, Ofner-Agostini M, Upshur R, McGeer A. A cross-sectional study of maternity care providers' and women's knowledge, attitudes, and behaviours towards influenza vaccination during pregnancy. *Journal of Obstetrics and Gynaecology Canada*. 2008; 30(5):404–10. [https://doi.org/10.1016/s1701-2163\(16\)32825-0](https://doi.org/10.1016/s1701-2163(16)32825-0) PMID: 18505664
39. Wiley KE, Massey PD, Cooper SC, Wood NJ, Ho J, Quinn HE, et al. Uptake of influenza vaccine by pregnant women: a cross-sectional survey. *Medical Journal of Australia*. 2013; 198(7):373–5. <https://doi.org/10.5694/mja12.11849> PMID: 23581957
40. Yuen CYS, Fong DYT, Lee ILY, Chu S, Siu ES-m, Tarrant M. Prevalence and predictors of maternal seasonal influenza vaccination in Hong Kong. *Vaccine* 2013; 31(45):5281–8. <https://doi.org/10.1016/j.vaccine.2013.08.063> PMID: 24016814

41. Silverman NS, Greif A. Influenza vaccination during pregnancy—Patients' and physicians' attitudes. *Journal of Reproductive Medicine*. 2001; 46(11):989–94. PMID: [11762156](#)
42. Dlugacz Y, Fleischer A, Carney MT, Copperman N, Ahmed I, Ross Z, et al. 2009 H1N1 vaccination by pregnant women during the 2009–10 H1N1 influenza pandemic. *Obstetrical & Gynecological Survey*. 2012; 67(8):466–7. <https://doi.org/10.1097/01.ogx.0000419561.63610.2e>
43. Drees M, Johnson O, Wong E, Stewart A, Ferisin S, Silverman PR, et al. Acceptance of 2009 H1N1 influenza vaccine among pregnant women in Delaware. *American Journal of Perinatology*. 2012; 29(4):289–94. <https://doi.org/10.1055/s-0031-1295660> PMID: [22147638](#)
44. Kay MK, Koelemay KG, Kwan-Gett TS, Cadwell BL, Duchin JS. 2009 pandemic influenza a vaccination of pregnant women—King County, Washington State, 2009–2010. *Am J Public Health*. 2012; 102 Suppl 3:S36874.
45. SteelFisher GK, Blendon RJ, Bekheit MM, Mitchell EW, Williams J, Lubell K, et al. Novel pandemic A (H1N1) influenza vaccination among pregnant women: motivators and barriers. *American Journal of Obstetrics and Gynecology*. 2011; 204(6, 1):S116–S23. <https://doi.org/10.1016/j.ajog.2011.02.036> PMID: [21492827](#)
46. Tarrant M, Wu KM, Yuen CYS, Cheung KL, Chan VHS. Determinants of 2009 A/H1N1 influenza vaccination among pregnant women in Hong Kong. *Maternal & Child Health Journal*. 2013; 17(1):23–32. <https://doi.org/10.1007/s10995-011-0943-1> PMID: [22297574](#)
47. Bodeker B, Betsch C, Wichmann O. Skewed risk perceptions in pregnant women: the case of influenza vaccination. *BMC Public Health* 2015; 15. <https://doi.org/10.1186/S12889-015-2621-5> PMID: [26965449](#)
48. Blanchard-Rohner G, Meier S, Ryser J, Schaller D, Combescore C, Yudin MH, et al. Acceptability of maternal immunization against influenza: the critical role of obstetricians. *Journal of Maternal-Fetal & Neonatal Medicine*. 2012; 25(9):1800–9. <https://doi.org/10.3109/14767058.2012.663835> PMID: [22339083](#)
49. Eppes C, Wu A, You W, Cameron KA, Garcia P, Grobman W. Barriers to influenza vaccination among pregnant women. *Vaccine*. 2013; 31(27):2874–8. <https://doi.org/10.1016/j.vaccine.2013.04.031> PMID: [23623863](#)
50. Og Son K, Sung Won Y. Current state of influenza vaccination and factors affecting vaccination rate among pregnant women. *Journal of Korean Academy of Nursing*. 2014; 44(5):534–41. <https://doi.org/10.4040/jkan.2014.44.5.534> PMID: [25381784](#)
51. Vila-Candel R, Navarro-Illana P, Navarro-Illana E, Castro-Sánchez E, Duke K, Soriano-Vidal FJ, et al. Determinants of seasonal influenza vaccination in pregnant women in Valencia, Spain. *BMC Public Health*. 2016; 16(1):1173–. <https://doi.org/10.1186/s12889-016-3823-1> PMID: [27871262](#)
52. Abasi E, Tahmasebi H, Tofighi M, Zafari M. Knowledge and practice about influenza vaccination and compliance with influenza immunization among pregnant women in Sari, 2013. *Journal of Nursing & Midwifery Sciences*. 2015; 2(3):25–31.
53. Fridman D, Steinberg E, Azhar E, Weedon J, Wilson TE, Minkoff H. Predictors of H1N1 vaccination in pregnancy. *American Journal of Obstetrics and Gynecology*. 2011; 204(6, 1):S124–S7. <https://doi.org/10.1016/j.ajog.2011.04.011> PMID: [21640229](#)
54. Fabry P, Gagneur A, Pasquier JC. Determinants of A (H1N1) vaccination: Cross-sectional study in a population of pregnant women in Quebec. *Vaccine*. 2011; 29(9):1824–9. <https://doi.org/10.1016/j.vaccine.2010.12.109> PMID: [21219988](#)
55. van Lier A, Steens A, Ferreira JA, van der Maas NAT, de Melker HE. Acceptance of vaccination during pregnancy: Experience with 2009 influenza A (H1N1) in the Netherlands. *Vaccine*. 2012. <http://dx.doi.org/10.1016/j.vaccine.2012.02.030>.
56. O'Grady K-AF, Dunbar M, Medlin LG, Hall KK, Toombs M, Meiklejohn J, et al. Uptake of influenza vaccination in pregnancy amongst Australian Aboriginal and Torres Strait Islander women: a mixed-methods pilot study. *BMC Research Notes*. 2015; 8:169. <https://dx.doi.org/10.1186/s13104-015-1147-3> PMID: [25928130](#)
57. Kfourir RdA, Richtmann R. Influenza vaccine in pregnant women: immunization coverage and associated factors. *Einstein (Sao Paulo, Brazil)*. 2013; 11(1):53–7.
58. Gauld NJ, Braganza CS, Babalola OO, Huynh TT, Hook SM. Reasons for use and non-use of the pertussis vaccine during pregnancy: an interview study. *Journal of Primary Health Care* 2016; 8(4):344–50. <https://doi.org/10.1071/HC15049> PMID: [29530159](#)
59. O'Shea A, Cleary B, McEntee E, Barrett T, O'Carroll A, Drew R, et al. To vaccinate or not to vaccinate? Women's perception of vaccination in pregnancy: A qualitative study. *BJGP Open*. 2018; 2(2). <http://dx.doi.org/10.3399/bjgpopen18X101457>.

60. Wiley KE, Cooper SC, Wood N, Leask J. Understanding pregnant women's attitudes and behavior toward influenza and pertussis vaccination. *Qualitative Health Research*. 2015; 25(3):360–70. <https://doi.org/10.1177/1049732314551061> PMID: 25246330
61. Maisa A, Milligan S, Quinn A, Boulter D, Johnston J, Treanor C, et al. Vaccination against pertussis and influenza in pregnancy: A qualitative study of barriers and facilitators. *Public Health*. 2018; 162:111–7. <https://doi.org/10.1016/j.puhe.2018.05.025> PMID: 30007172
62. Yuen CYS, Dodgson JE, Tarrant M. Perceptions of Hong Kong Chinese women toward influenza vaccination during pregnancy. *Vaccine* 2016; 34(1):33–40. <https://doi.org/10.1016/j.vaccine.2015.11.032> PMID: 26616554
63. Collins J, Alona I, Tooher R, Marshall H. Increased awareness and health care provider endorsement is required to encourage pregnant women to be vaccinated. *Human Vaccines & Immunotherapeutics*. 2014; 10(10):2922–9. <https://doi.org/10.4161/21645515.2014.971606> PMID: 25483464
64. Kharbanda EO, Vargas CY, Castano PM, Lara M, Andres R, Stockwell MS. Exploring pregnant women's views on influenza vaccination and educational text messages. *Preventive Medicine*. 2011; 52(1):75–7. <https://doi.org/10.1016/j.ypmed.2010.10.009> PMID: 21047526
65. Marsh H, Malik F, Shapiro E, Omer S, Frew P. Message framing strategies to increase influenza immunization uptake among pregnant African American women. *Maternal & Child Health Journal*. 2014; 18(7):1639–47. <https://doi.org/10.1007/s10995-013-1404-9> PMID: 24337776
66. Richun L, Ruiqian X, Chong Y, Rainey J, Ying S, Greene C. Identifying ways to increase seasonal influenza vaccine uptake among pregnant women in China: A qualitative investigation of pregnant women and their obstetricians. *Vaccine* 2018; 36(23):3315–22. <https://doi.org/10.1016/j.vaccine.2018.04.060> PMID: 29706294
67. Barroso Pereira BF, Santos Martins MA, de Andrade Barbosa TL, Oliveira e Silva CS, Xavier Gomes LM. Reasons why pregnant women did not vaccinate against Influenza A H1N1. *Ciencia & Saude Coletiva*. 2013; 18(6):1745–52. <https://doi.org/10.1590/S1413-81232013000600025>
68. Bettinger JA, Greyson D, Money D. Attitudes and beliefs of pregnant women and new mothers regarding influenza vaccination in British Columbia. *Journal of Obstetrics and Gynaecology Canada*. 2016; 38(11):1045–52. <https://doi.org/10.1016/j.jogc.2016.08.004> PMID: 27969559
69. Larson Williams A, McCloskey L, Mwale M, Mwananyanda L, Murray K, Herman AR, et al. "When you are injected, the baby is protected:" Assessing the acceptability of a maternal Tdap vaccine based on mothers' knowledge, attitudes, and beliefs of pertussis and vaccinations in Lusaka, Zambia. *Vaccine*. 2018; 36(21):3048–53. <http://dx.doi.org/10.1016/j.vaccine.2018.03.081> PMID: 29653846
70. Lohiniva A-L, Barakat A, Dueger E, Restrepo S, El Aouad R. A qualitative study of vaccine acceptability and decision making among pregnant women in Morocco during the A (H1N1) pdm09 pandemic. *PLOS ONE*. 2014; 9:96244-.
71. Lohm D, Flowers P, Stephenson N, Waller E, Davis MDM. Biography, pandemic time and risk: Pregnant women reflecting on their experiences of the 2009 influenza pandemic. *Health (London, England: 1997)*. 2014; 18(5):493–508. <https://dx.doi.org/10.1177/1363459313516135>.
72. McQuaid F, Pask S, Locock L, Davis E, Stevens Z, Plumb J, et al. Attitudes towards antenatal vaccination, Group B streptococcus and participation in clinical trials: Insights from focus groups and interviews of parents and healthcare professionals. *Vaccine* 2016; 34(34):4056–61. <https://doi.org/10.1016/j.vaccine.2016.06.024> PMID: 27318418
73. Meharry P, Colson E, Grizas A, Stiller R, Vázquez M. Reasons why women accept or reject the trivalent inactivated influenza vaccine (TIV) during pregnancy. *Maternal & Child Health Journal*. 2013; 17(1):156–64. <https://doi.org/10.1007/s10995-012-0957-3> PMID: 22367067
74. Lynch MM, Mitchell EW, Williams JL, Brumbaugh K, Jones-Bell M, Pinkney DE, et al. Pregnant and recently pregnant women's perceptions about Influenza A pandemic (H1N1) 2009: Implications for public health and provider communication. *Maternal & Child Health Journal*. 2012; 16(8):1657–64. <https://doi.org/10.1007/s10995-011-0865-y> PMID: 21822963
75. Cassidy D, Castaneda X, Ruelas MR, Vostrejs MM, Andrews T, Osorio L. Pandemics and vaccines: Perceptions, reactions, and lessons learned from hard-to-reach latinos and the H1N1 campaign. *Journal of Health Care for the Poor and Underserved*. 2012; 23(3):1106–22. <https://doi.org/10.1353/hpu.2012.0086> PMID: 24212163
76. Schindler M, Blanchard-Rohner G, Meier S, de Tejada BM, Siegrist CA, Burton-Jeangros C. Vaccination against seasonal flu in Switzerland: The indecision of pregnant women encouraged by healthcare professionals. *Revue D Epidemiologie et de Sante Publique*. 2012; 60(6):447–53. <https://doi.org/10.1016/j.respe.2012.03.008> PMID: 23141298
77. Fleming JA, Baltrons R, Rowley E, Quintanilla I, Crespín E, Ropero AM, et al. Implementation of maternal influenza immunization in El Salvador: Experiences and lessons learned from a mixed-methods study. *Vaccine*. 2018; 36(28):4054–61. <http://dx.doi.org/10.1016/j.vaccine.2018.05.096> PMID: 29859803

78. Ropero-Álvarez AM, Whittombury A, Kurtis HJ, dos Santos T, Danovaro-Holliday MC, Ruiz-Matus C. Pandemic influenza vaccination: Lessons learned from Latin America and the Caribbean. *Vaccine*. 2012; 30(5):91621. <https://doi.org/10.1016/j.vaccine.2011.11.092>.
79. Crosier A, McVey D, French J. 'By failing to prepare you are preparing to fail': lessons from the 2009 H1N1 'swine flu' pandemic. *European Journal of Public Health*. 2014; 25(1):135–9. <https://doi.org/10.1093/eurpub/cku131> PMID: 25125575
80. Ben Natan M, El Kravchenko B, Sakashidlo K, Mor S. What drives pregnant women's decisions to accept the pertussis vaccine? *Applied Nursing Research*. 2017; 38:60–3. <https://doi.org/10.1016/j.apnr.2017.09.013> PMID: 29241521
81. Dempsey AF, Brewer SE, Sevick C, Pyrzanowski J, Mazzoni S, O'Leary ST. Tdap vaccine attitudes and utilization among pregnant women from a high-risk population. *Human Vaccines & Immunotherapeutics*. 2016; 12(4):872–8. <https://doi.org/10.1080/21645515.2015.1094594> PMID: 26430729
82. Ditsungnoen D, Greenbaum A, Praphasiri P, Dawood FS, Thompson MG, Yoocharoen P, et al. Knowledge, attitudes and beliefs related to seasonal influenza vaccine among pregnant women in Thailand. *Vaccine*. 2016; 34(18):2141–6. <https://doi.org/10.1016/j.vaccine.2016.01.056> PMID: 26854910
83. Donaldson B, Jain P, Holder BS, Lindsey B, Regan L, Kampmann B. What determines uptake of pertussis vaccine in pregnancy? A cross sectional survey in an ethnically diverse population of pregnant women in London. *Vaccine*. 2015; 33(43):5822–8. <https://dx.doi.org/10.1016/j.vaccine.2015.08.093> PMID: 26409139
84. Hayles EH, Cooper SC, Wood N, Skinner SR, Sinn JHK. Pertussis Booster Vaccination in Pregnancy: Women Who had it Compared to Those Who Waited. *Procedia in Vaccinology*. 2015; 9:59–65. <http://dx.doi.org/10.1016/j.provac.2015.05.010>.
85. Hu Y, Wang Y, Liang H, Chen Y. Seasonal influenza vaccine acceptance among pregnant women in Zhejiang Province, China: Evidence based on health belief model. *International Journal of Environmental Research and Public Health*. 2017; 14(12). <https://doi.org/10.3390/ijerph14121551> PMID: 29232882
86. Khan AA, Varan AK, Esteves-Jaramillo A, Siddiqui M, Sultana S, Ali AS, et al. Influenza vaccine acceptance among pregnant women in urban slum areas, Karachi, Pakistan. *Vaccine* 2015; 33(39):5103–9. <https://doi.org/10.1016/j.vaccine.2015.08.014> PMID: 26296492
87. Puchalski S. Current attitudes and practices among pregnant women toward influenza immunization. *Journal of Pregnancy and Child Health*. 2015; 2:4:2376–127X.
88. Siddiqui M, Khan AA, Varan AK, Esteves-Jaramillo A, Sultana S, Ali AS, et al. Intention to accept pertussis vaccine among pregnant women in Karachi, Pakistan. *Vaccine* 2017; 35(40):5352–9. <https://doi.org/10.1016/j.vaccine.2017.08.033> PMID: 28863869
89. WHO. Weekly epidemiological record. Geneva: World Health Organization, 2012 23 November 2012.
90. Larson HJ, Clarke RM, Jarrett C, Eckersberger E, Levine Z, Schulz WS, et al. Measuring trust in vaccination: A systematic review. *Human Vaccines & Immunotherapeutics*. 2018; 14(7):1599–609. <https://doi.org/10.1080/21645515.2018.1459252> PMID: 29617183
91. Yarwood J, Noakes K, Kennedy D, Campbell H, Salisbury D. Tracking mothers attitudes to childhood immunisation 1991–2001. *Vaccine*. 2005; 23(48):5670–87. <https://doi.org/10.1016/j.vaccine.2004.11.081>.
92. Omer SB, Richards JL, Madhi SA, Tapia MD, Steinhoff MC, Aqil AR, et al. Three randomized trials of maternal influenza immunization in Mali, Nepal, and South Africa: Methods and expectations. *Vaccine*. 2015; 33(32):3801–12. <https://doi.org/10.1016/j.vaccine.2015.05.077> PMID: 26095508
93. Sukumaran L, McCarthy N, Kharbanda E, Vazquez-Benitez G, Lipkind H, Jackson L et al. Infant Hospitalizations and Mortality After Maternal Vaccination. *Pediatrics*. 2018; 141(3):e20173310. <https://doi.org/10.1542/peds.2017-3310> PMID: 29463582
94. DeSilva M, Vazquez-Benitez G, Nordin J, Lipkind H, Klein N, Cheetham T et al. Maternal Tdap vaccination and risk of infant morbidity. *Vaccine*. 2017; 35(29):3655–3660. <https://doi.org/10.1016/j.vaccine.2017.05.041> PMID: 28552511
95. McMillan M, Clarke M, Parrella A, Fell D, Amirthalingam G, Marshall H. Safety of Tetanus, Diphtheria, and Pertussis Vaccination During Pregnancy. *Obstetrics & Gynecology*. 2017; 129(3):560–573.
96. DeSilva M, Vazquez-Benitez G, Nordin J, Lipkind H, Romitti P, DeStefano F et al. Tdap Vaccination During Pregnancy and Microcephaly and Other Structural Birth Defects in Offspring. *JAMA*. 2016; 316(17):1823. <https://doi.org/10.1001/jama.2016.14432> PMID: 27802536
97. Sukumaran L, McCarthy N, Kharbanda E, Weintraub E, Vazquez-Benitez G, McNeil M et al. Safety of Tetanus Toxoid, Reduced Diphtheria Toxoid, and Acellular Pertussis and Influenza Vaccinations in Pregnancy. *Obstetrics & Gynecology*. 2015; 126(5):1069–1074.

98. McMillan M, Porritt K, Kralik D, Costi L, Marshall H. Influenza vaccination during pregnancy: A systematic review of fetal death, spontaneous abortion, and congenital malformation safety outcomes. *Vaccine*. 2015; 33(18):2108–2117. <https://doi.org/10.1016/j.vaccine.2015.02.068> PMID: 25758932
99. Moro P, Baublatt J, Lewis P, Cragan J, Tepper N, Cano M. Surveillance of Adverse Events After Seasonal Influenza Vaccination in Pregnant Women and Their Infants in the Vaccine Adverse Event Reporting System, July 2010–May 2016. *Drug Safety*. 2016; 40(2):145–152.
100. Moro P, Broder K, Zheteyeva Y, Walton K, Rohan P, Sutherland A et al. Adverse events in pregnant women following administration of trivalent inactivated influenza vaccine and live attenuated influenza vaccine in the Vaccine Adverse Event Reporting System, 1990–2009. *American Journal of Obstetrics and Gynecology*. 2011; 204(2):146.e1–146.e7.
101. Naleway AL, Irving SA, Henninger ML, Li DK, Shifflett P, Ball S, et al. Safety of influenza vaccination during pregnancy: a review of subsequent maternal obstetric events and findings from two recent cohort studies. *Vaccine*. 2014 May 30; 32(26):3122–7. <https://doi.org/10.1016/j.vaccine.2014.04.021> PMID: 24742490
102. Kharbanda EO, Vazquez-Benitez G, Lipkind H, Naleway A, Lee G, Nordin JD, Vaccine Safety Datalink Team. Inactivated influenza vaccine during pregnancy and risks for adverse obstetric events. *Obstetrics & Gynecology*. 2013 Sep 1; 122(3):659–67.
103. England PH. Influenza vaccination in pregnancy: information for healthcare professionals. 2015.
104. ACOG ACoOaG. Vaccine recommendations and safety information: Tetanus, diphtheria, and pertussis. 2016.
105. Varan AK, Esteves-Jaramillo A, Richardson V, Esparza-Aguilar M, Cervantes-Powell P, Omer SB. Intention to accept Bordetella pertussis booster vaccine during pregnancy in Mexico City. *Vaccine* 2014; 32(7):785–92. <https://doi.org/10.1016/j.vaccine.2013.12.054> PMID: 24394441
106. Agricola E, Gesualdo F, Alimenti L, Pandolfi E, Carloni E, D'Ambrosio A, et al. Knowledge attitude and practice toward pertussis vaccination during pregnancy among pregnant and postpartum Italian women. *Human Vaccines & Immunotherapeutics*. 2016; 12(8):1982–8. <https://doi.org/10.1080/21645515.2016.1188242> PMID: 27712242
107. Harris KM, Maurer J, Lurie N. Do people who intend to get a flu shot actually get one? *Journal of General Internal Medicine*. 2009; 24(12):1311–3. Epub 2009/10/17. <https://doi.org/10.1007/s11606-009-1126-2> PMID: 19838758
108. Mac Donald R, Baken L, Nelson A, Nichol KL. Validation of self-report of influenza and pneumococcal vaccination status in elderly outpatients. *American Journal of Preventive Medicine*. 1999; 16(3):173–7. [https://doi.org/10.1016/S0749-3797\(98\)00159-7](https://doi.org/10.1016/S0749-3797(98)00159-7) PMID: 10198654
109. Mangtani P, Shah A, Roberts JA. Validation of influenza and pneumococcal vaccine status in adults based on self-report. *Epidemiology and Infection*. 2007; 135(1):139–43. Epub 2006/06/02. <https://doi.org/10.1017/S0950268806006479> PMID: 16740194
110. Gagneur A. Motivational interviewing: A powerful tool to address vaccine hesitancy. *Can Commun Dis Rep*. 2020; 46(4): 93–97. <https://doi.org/10.14745/ccdr.v46i04a06> PMID: 32281992
111. Ellingson MK, Dudley MZ, Limaye RJ, Salmon DA, O'Leary ST, Omer SB. Enhancing uptake of influenza maternal vaccine. *Expert Review of Vaccines*. 2019; 18(2):191–204. <https://doi.org/10.1080/14760584.2019.1562907> PMID: 30587042
112. Bisset KA, Paterson P. Strategies for increasing uptake of vaccination in pregnancy in high-income countries: A systematic review. *Vaccine*. 2018; 36(20):2751–9. <https://doi.org/10.1016/j.vaccine.2018.04.013> PMID: 29661584
113. Ashfaq U, Ambreen S, Ashraf A. Maternal and neonatal tetanus: A case study of Pakistan. *International Journal of Advanced Biotechnology and Research*. 2017; 8(4):259–69.
114. Beigi RH, Switzer GE, Meyn LA. Acceptance of a pandemic avian influenza vaccine in pregnancy. *Journal of Reproductive Medicine*. 2009; 54(6):341–6. PMID: 19639922
115. Bhaskar E, Thobias S, Anthony S, Kumar V, Navaneethan. Vaccination rates for pandemic influenza among pregnant women: An early observation from Chennai, South India. *Lung India: official organ of Indian Chest Society*. 2012; 29(3):232–5. <https://doi.org/10.4103/0970-2113.99105> PMID: 22919161
116. Blondel B, Mahjoub N, Drewniak N, Launay O, Goffinet F. Failure of the vaccination campaign against A(H1N1) influenza in pregnant women in France: Results from a national survey. *Vaccine*. 2012; 30(38):5661–5. <https://doi.org/10.1016/j.vaccine.2012.06.077> PMID: 22781306
117. Campbell H, Van Hoek AJ, Bedford H, Craig L, Yeowell A-L, Green D, et al. Attitudes to immunisation in pregnancy among women in the UK targeted by such programmes. *British Journal of Midwifery*. 2015; 23(8):566–73.
118. Castro-Sanchez E, Vila-Candel R, Soriano-Vidal FJ, Navarro-Illana E, Diez-Domingo J. Influence of health literacy on acceptance of influenza and pertussis vaccinations: a cross-sectional study among

- Spanish pregnant women. *BMJ Open*. 2018; 8(7). <https://doi.org/10.1136/bmjopen-2018-022132> PMID: 29982220
119. Celikel A, Ustunsoz A, Guvenc G. Determination of vaccination status of pregnant women during pregnancy and the affecting factors. *Journal of Clinical Nursing*. 2014; 23(15–16):2142–50. <https://doi.org/10.1111/jocn.12351> PMID: 23815510
 120. Chamberlain AT, Seib K, Ault KA, Orenstein WA, Frew PM, Malik F, et al. Factors associated with intention to receive influenza and tetanus, diphtheria, and acellular pertussis (Tdap) vaccines during pregnancy: A focus on vaccine hesitancy and perceptions of disease severity and vaccine safety. *PLoS Currents*. 2015; 7(OUTBREAKS). <http://dx.doi.org/10.1371/currents.outbreaks.d37b61bceebae5a7a06d40a301cfa819>.
 121. Chamberlain AT, Berkelman RL, Ault KA, Rosenberg ES, Orenstein WA, Omer SB. Trends in reasons for non-receipt of influenza vaccination during pregnancy in Georgia, 2004–2011. *Vaccine*. 2016; 34(13):1597–603. <https://doi.org/10.1016/j.vaccine.2016.01.058> PMID: 26854909
 122. D'Alessandro A, Napolitano F, D'Ambrosio A, Angelillo IF. Vaccination knowledge and acceptability among pregnant women in Italy. *Human Vaccines & Immunotherapeutics*. 2018; 14(7):1573–9. <http://dx.doi.org/10.1080/21645515.2018.1483809>.
 123. Ding H, Santibanez TA, Jamieson DJ, Weinbaum CM, Euler GL, Grohskopf LA, et al. Influenza vaccination coverage among pregnant women—National 2009 H1N1 Flu Survey (NHFS). *American Journal of Obstetrics and Gynecology*. 2011; 204(6 Suppl 1):S96–106. <https://dx.doi.org/10.1016/j.ajog.2011.03.003> PMID: 21640233
 124. Drees M, Tambourelli B, Denstman A, Zhang W, Zent R, McGraw P, et al. Sustained high influenza vaccination rates and decreased safety concerns among pregnant women during the 2010–2011 influenza season. *Vaccine*. 2013; 31(2):362–6. <https://doi.org/10.1016/j.vaccine.2012.10.112> PMID: 23146674
 125. Edmonds BMT, Coleman J, Armstrong K, Shea JA. Risk perceptions, worry, or distrust: What drives pregnant women's decisions to accept the H1N1 vaccine? *Maternal & Child Health Journal*. 2011; 15(8):1203–9. <https://doi.org/10.1007/s10995-010-0693-5> PMID: 20936337
 126. Fisher BM, Scott J, Hart J, Winn VD, Gibbs RS, Lynch AM. Behaviors and perceptions regarding seasonal and H1N1 influenza vaccination during pregnancy. *American Journal of Obstetrics and Gynecology*. 2011; 204(6, 1):S107–S11. <https://doi.org/10.1016/j.ajog.2011.02.041> PMID: 21419386
 127. Gaudelus J, Martinot A, Denis F, Stahl JP, Chevaillier O, Lery T, et al. Vaccination of pregnant women in France. *Medecine et Maladies Infectieuses*. 2016; 46(8):424–8. <http://dx.doi.org/10.1016/j.medmal.2016.07.004> PMID: 27592517
 128. Goldfarb I, Panda B, Wylie B, Riley L. Uptake of influenza vaccine in pregnant women during the 2009 H1N1 influenza pandemic. *American Journal of Obstetrics and Gynecology*. 2011; 204(6, 1):S112–S5. <https://doi.org/10.1016/j.ajog.2011.01.007> PMID: 21345408
 129. Gul R, Bibi S, Khan HM, Ayub R, Alam SR, Afridi A. Frequency of tetanus toxoid vaccination in pregnant women attending a tertiary care hospital. *Journal of Medical Sciences (Peshawar)*. 2016; 24(4):220–3.
 130. Hallissey R, O'Connell A, Warren M. Factors that influence uptake of vaccination in pregnancy. *Irish Medical Journal*. 2018; 111(3):1–4.
 131. Halperin BA, MacKinnon-Cameron D, McNeil S, Kalil J, Halperin SA. Maintaining the momentum: Key factors influencing acceptance of influenza vaccination among pregnant women following the H1N1 pandemic. *Human Vaccines & Immunotherapeutics*. 2014; 10(12):3629–41. <https://doi.org/10.4161/21645515.2014.980684> PMID: 25668670
 132. Hasnain S, Sheikh NH. Causes of low tetanus toxoid vaccination coverage in pregnant women in Lahore district, Pakistan. *Eastern Mediterranean Health Journal*. 2007; 13(5):1142–52. <https://doi.org/10.26719/2007.13.5.1142> PMID: 18290408
 133. Hassan AM, Shoman AE, Abo-Elezz NF, Amer MM. Tetanus vaccination status and its associated factors among women attending a primary healthcare center in Cairo governorate, Egypt. *Journal of the Egyptian Public Health Association*. 2016; 91(3):127–34. <https://doi.org/10.1097/01.EPX.0000491267.30015.2a> PMID: 27749644
 134. Healy CM, Rench MA, Montesinos DP, Ng N, Swaim LS. Knowledge and attitudes of pregnant women and their providers towards recommendations for immunization during pregnancy. *Vaccine*. 2015; 33(41):5445–51. <https://doi.org/10.1016/j.vaccine.2015.08.028> PMID: 26307234
 135. Hill L, Burrell B, Walls T. Factors influencing women's decisions about having the pertussis-containing vaccine during pregnancy. *Journal of Primary Health Care* 2018; 10(1):62–7. <https://doi.org/10.1071/HC17040> PMID: 30068453
 136. Honarvar B, Odoomi N, Mahmoodi M, Kashkoli GS, Khavandegaran F, Bagheri Lankarani K, et al. Acceptance and rejection of influenza vaccination by pregnant women in southern Iran: physicians'

- role and barriers. *Human Vaccines & Immunotherapeutics*. 2012; 8(12):1860–6. <https://dx.doi.org/10.4161/hv.22008>.
137. Jadoon A, Rehman MU, Hanif A, Ashar SM, Yasmeen S. Assessment of the vaccination status of pregnant mothers and their infants after birth with tetanus toxoid in District Rawalpindi of Pakistan. *Advances in Human Biology*. 2016; 6(1):12–5.
 138. Kang HS, De Gagne JC, Kim JH. Attitudes, intentions, and barriers toward influenza vaccination among pregnant Korean women. *Health Care for Women International*. 2015; 36(9):1026–38. <http://dx.doi.org/10.1080/07399332.2014.942903> PMID: 25061824
 139. Kouassi DP, Coulibaly D, Foster L, Kadjo H, N'Zussuouo T, Traoré Y, et al. Vulnerable groups within a vulnerable population: awareness of the A(H1N1)pdm09 pandemic and willingness to be vaccinated among pregnant women in Ivory Coast. *Journal of Infectious Diseases*. 2012; 206 Suppl 1:S114–S20.
 140. Koul PA, Bali NK, Saima A, Ahmad SJ, Bhat MA, Hyder M, et al. Poor uptake of influenza vaccination in pregnancy in northern India. *International Journal of Gynecology & Obstetrics*. 2014; 127(3):234–7. <http://dx.doi.org/10.1016/j.ijgo.2014.05.021>.
 141. Kriss JL, Albert AP, Carter VM, Jiles AJ, Liang JL, Mullen J, et al. Disparities in Tdap vaccination and vaccine information needs among pregnant women in the United States. *Maternal & Child Health Journal*. 2018; No-Specified. <http://dx.doi.org/10.1007/s10995-018-2633-8>.
 142. MacDougall DM, Halperin BA, Langley JM, McNeil SA, MacKinnon-Cameron D, Li L, et al. Knowledge, attitudes, beliefs, and behaviors of pregnant women approached to participate in a Tdap maternal immunization randomized, controlled trial. *Human Vaccines & Immunotherapeutics*. 2016; 12(4):879–85. <https://doi.org/10.1080/21645515.2015.1130193> PMID: 27176822
 143. de Mattos LMBBd, Caiaffa WT, Bastos RR, Tonelli E. Missed opportunities for tetanus immunization of pregnant women in Juiz de Fora, Minas Gerais, Brazil. *Rev Panam Salud Publica*. 2003; 14(5):350–4. <http://dx.doi.org/10.1590/S1020-49892003001000010>. PMID: 14766035
 144. Mayet AY, Al-Shaikh GK, Al-Mandeeel HM, Alsaleh NA, Hamad AF. Knowledge, attitudes, beliefs, and barriers associated with the uptake of influenza vaccine among pregnant women. *Saudi Pharmaceutical Journal* 2017; 25(1):76–82. <https://doi.org/10.1016/j.jsps.2015.12.001> PMID: 28223865
 145. McCarthy EA, Pollock WE, Nolan T, Hay S, McDonald S. Improving influenza vaccination coverage in pregnancy in Melbourne 2010–2011. *Australian & New Zealand Journal of Obstetrics & Gynaecology*. 2012; 52(4):334–41. <https://doi.org/10.1111/j.1479-828X.2012.01428.x> PMID: 22486173
 146. McCarthy EA, Pollock WE, Tapper L, Sommerville M, McDonald S. Increasing uptake of influenza vaccine by pregnant women post H1N1 pandemic: a longitudinal study in Melbourne, Australia, 2010 to 2014. *BMC Pregnancy and Childbirth*. 2015; 15. <https://doi.org/10.1186/s12884-015-0486-3> PMID: 25880530
 147. McQuaid F, Stevens Z, Meddaugh G, Snape MD, Jones C, O'Sullivan C, et al. Antenatal vaccination against Group B streptococcus: attitudes of pregnant women and healthcare professionals in the UK towards participation in clinical trials and routine implementation. *Acta Obstetrica et Gynecologica Scandinavica*. 2018; 97(3):330–40. <https://doi.org/10.1111/aogs.13288> PMID: 29292509
 148. Mitra J, Manna A. An assessment of missed opportunities for immunization in children and pregnant women attending different health facilities of a state hospital. *Indian Journal of Public Health*. 1997; 41(1):31–2. PMID: 9567524
 149. Napolitano F, Napolitano P, Angelillo IF. Seasonal influenza vaccination in pregnant women: knowledge, attitudes, and behaviors in Italy. *BMC Infectious Diseases* 2017; 17. <https://doi.org/10.1186/s12879-016-2138-2> PMID: 28068918
 150. Ozer A, Arıkan DC, Kirecci E, Ekerbicer HC. Status of pandemic influenza vaccination and factors affecting it in Turkish pregnant women. *Journal of Maternal-Fetal and Neonatal Medicine*. 2010; 23 (SUPPL. 1):315. <http://dx.doi.org/10.3109/14767051003802503>.
 151. Ozkaya Parlakay A, Kara O, Kara A, Ozyuncu O. The perspective of pregnant women on pandemic influenza vaccine before pandemics. *Turkiye Klinikleri Journal of Medical Sciences*. 2012; 32(6):1618–22. <http://dx.doi.org/10.5336/medsci.2011-27177>.
 152. Regan AK, Mak DB, Hauck YL, Gibbs R, Tracey L, Effler PV. Trends in seasonal influenza vaccine uptake during pregnancy in Western Australia: Implications for midwives. *Women and Birth*. 2016; 29(5):423–9. <https://doi.org/10.1016/j.wombi.2016.01.009> PMID: 26879102
 153. Sakaguchi S, Weitzner B, Carey N, Bozzo P, Mirdamadi K, Samuel N, et al. Pregnant women's perception of risk with use of the H1N1 vaccine. *Journal of Obstetrics and Gynaecology Canada*. 2011; 33(5):460–7. <http://dx.doi.org/10.1016/S1701-2163%2816%2934879-4> PMID: 21639966
 154. Stark LM, Power ML, Turrentine M, Samelson R, Siddiqui MM, Paglia MJ, et al. Influenza vaccination among pregnant women: Patient beliefs and medical provider practices. *Infectious Diseases in Obstetrics & Gynecology*. 2016:1–8. <https://doi.org/10.1155/2016/3281975> PMID: 27559272

155. Strassberg ER, Power M, Schulkin J, Stark LM, Mackeen AD, Murtough KL, et al. Patient attitudes toward influenza and tetanus, diphtheria and acellular pertussis vaccination in pregnancy. *Vaccine* 2018; 36(30):4548–54. <https://doi.org/10.1016/j.vaccine.2018.05.121> PMID: 29907484
156. Tuells J, Rodriguez-Blanco N, Torrijos JLD, Vila-Candel R, Bonmati AN. Vaccination of pregnant women in the Valencian community during the 2014–15 influenza season: A multicentre study. *Revista Espanola de Quimioterapia*. 2018; 31(4):344–52. PMID: 29932315
157. Ugezu C, Essajee M. Exploring patients' awareness and healthcare professionals' knowledge and attitude to pertussis and influenza vaccination during the antenatal periods in Cavan Monaghan general hospital. *Human Vaccines & Immunotherapeutics*. 2018; 14(4):978–83. <https://doi.org/10.1080/21645515.2017.1419110> PMID: 29257941
158. White SW, Petersen RW, Quinlivan JA. Pandemic (H1N1) 2009 influenza vaccine uptake in pregnant women entering the 2010 influenza season in Western Australia. *Medical Journal of Australia*. 2010; 193(7):405–7. PMID: 20919972
159. Wilcox CR, Bottrell K, Paterson P, Schulz WS, Vandrevalla T, Larson HJ, et al. Influenza and pertussis vaccination in pregnancy: Portrayal in online media articles and perceptions of pregnant women and healthcare professionals. *Vaccine*. 2018. <http://dx.doi.org/10.1016/j.vaccine.2018.10.092>.
160. Wilcox CR, Calvert A, Metz J, Kilich E, MacLeod R, Beadon K, et al. Determinants of Influenza and Pertussis Vaccination Uptake in Pregnancy: A Multicenter Questionnaire Study of Pregnant Women and Healthcare Professionals. *Pediatr Infect Dis J*. 2019; 38(6):625–30. Epub 2018/11/13. <https://doi.org/10.1097/INF.0000000000002242> PMID: 30418358
161. Wiley KE, Massey PD, Cooper SC, Wood N, Quinn HE, Leask J. Pregnant women's intention to take up a post-partum pertussis vaccine, and their willingness to take up the vaccine while pregnant: A cross sectional survey. *Vaccine* 2013; 31(37):3972–8. <https://doi.org/10.1016/j.vaccine.2013.06.015> PMID: 23777954
162. Ymba A, Perrey C. Acceptability of tetanus toxoid vaccine by pregnant women in two health centres in Abidjan (Ivory Coast). 2003. p. 3497–500.
163. Yudin MH, Salaripour M, Sgro MD. Pregnant women's knowledge of influenza and the use and safety of the influenza vaccine during pregnancy. *Journal of Obstetrics and Gynaecology Canada*. 2009; 31(2):120–5. <http://dx.doi.org/10.1016/S1701-2163%2816%2934095-6> PMID: 19327210
164. Yun X, Xu J. Survey of attitude toward immunization of H1N1 influenza A vaccine of pregnant women in Guangzhou. *Journal of Tropical Medicine (Guangzhou)*. 2010; 10(9):1136–40.