

**Manuscript version: Author's Accepted Manuscript**

The version presented in WRAP is the author's accepted manuscript and may differ from the published version or Version of Record.

**Persistent WRAP URL:**

<http://wrap.warwick.ac.uk/143268>

**How to cite:**

Please refer to published version for the most recent bibliographic citation information. If a published version is known of, the repository item page linked to above, will contain details on accessing it.

**Copyright and reuse:**

The Warwick Research Archive Portal (WRAP) makes this work by researchers of the University of Warwick available open access under the following conditions.

Licensed under the Creative Commons Attribution-NonCommercial-NoDerivatives 4.0 International (CC BY-NC-ND 4.0)<https://creativecommons.org/licenses/by-nc-nd/4.0/>



**Publisher's statement:**

Please refer to the repository item page, publisher's statement section, for further information.

For more information, please contact the WRAP Team at: [wrap@warwick.ac.uk](mailto:wrap@warwick.ac.uk).

1

2

3

4

5

6

7

8

**Encoding context determines risky choice**

9

10

Christopher R. Madan<sup>1,\*</sup>, Marcia L. Spetch<sup>2</sup>,

11

Fernanda M. D. S. Machado<sup>3</sup>, Alice Mason<sup>3</sup>, & Elliot A. Ludvig<sup>3</sup>

12

13

<sup>1</sup> School of Psychology, University of Nottingham, Nottingham, UK

14

<sup>2</sup> Department of Psychology, University of Alberta, Edmonton, AB, Canada

15

<sup>3</sup> Department of Psychology, University of Warwick, Coventry, UK

16

17

18

19

20

21 \* Corresponding author.

22 Christopher R. Madan

23 School of Psychology, University Park

24 University of Nottingham

25 Nottingham, NG7 2RD, UK.

26 Email: [christopher.madan@nottingham.ac.uk](mailto:christopher.madan@nottingham.ac.uk).

27

28

29

30

31

### **Author Contributions**

32 CRM, MLS, and EAL conceived and planned the experiments. MLS and FMDSM  
33 collected the data. All authors conducted analyses. CRM took the lead in writing the  
34 manuscript, with extensive input from MLS and EAL. All authors discussed the results  
35 and commented on the manuscript.

36

37

38

### **Acknowledgements**

39 We would like to acknowledge Veronica Bergstrom for assistance with data collection  
40 and Yang Liu for helping with task programming. This research was funded by the  
41 Alberta Gambling Research Institute (held by MLS, EAL, CRM), the Natural Sciences  
42 and Engineering Research Council of Canada (held by MLS), and a Leverhulme Early  
43 Career Fellowship held by AM. Door images were extracted from “Irish Doors” on  
44 fineartamerica.com with permission from Joe Bonita.

45

## Encoding context determines risky choice

46

47

48

### Abstract

49 Both memory and choice are influenced by context: Memory is enhanced when encoding  
50 and retrieval contexts match, and choice is swayed by available options. Here, we  
51 assessed how context influences risky choice in an experience-based task in two main  
52 experiments (119 and 98 participants retained) and two additional experiments reported  
53 in the supplemental material (152 and 106 participants retained). Within a single session,  
54 we created two separate contexts by presenting blocks of trials in distinct backgrounds.  
55 Risky choices were context dependent; given the same choice, people chose differently  
56 depending on other outcomes experienced in that context. Choices reflected an  
57 overweighting of the most extreme outcomes within each local context, rather than the  
58 global context of all outcomes. When tested in the non-trained context, people chose  
59 according to the context at encoding and not retrieval. In subsequent memory tests,  
60 people displayed biases specific to distinct contexts: extreme outcomes from each context  
61 were more accessible and judged as more frequent. These results pose a challenge for  
62 theories of choice that rely on retrieval as guiding choice.

63 **Keywords:** risky decision making; memory; decisions from experience; memory biases;  
64 behavioral economics; context; encoding

65

66

### Statement of Relevance

67 People make risky choices in a variety of contexts, whether gambling at a casino,  
68 selecting a stock portfolio, or deciding which traffic-prone route to drive on the way  
69 home. The context determines the range of available options and outcomes, influencing  
70 what people choose. Context, such as location or time of day, also influences what people  
71 remember. Here, in a series of experiments, we assess how people make risky choices  
72 when they learn about the odds and outcomes from their own experience. We show that  
73 people select differently even between the exact same options, when those options appear  
74 in different contexts. Moreover, we show that people's memories and risky choice  
75 depend on the context in which options are initially encountered, rather than the context  
76 at decision time. These results provide a novel demonstration of how memory for past  
77 outcomes influences choice with wide-reaching impacts for theories of memory and  
78 choice.

79

## Introduction

80  
81           People’s decisions are often informed by prior experiences, reflecting the  
82 influence of memory on decision making (e.g., Ludvig et al., 2015; Murty et al., 2016;  
83 Shohamy & Daw, 2015). Context has a large impact on memory (see Stark et al., 2018,  
84 for a review), leading, for example, to reduced recall when the location changes between  
85 study and test (Hupbach et al., 2007; Smith et al., 1978) and playing a prominent role in  
86 computational models of memory recall (Howard & Kahana, 2002). Context also  
87 significantly influences choice: other available options in a context can lead to range  
88 adaptation (Bavard et al., 2018) or even preference reversal in multi-attribute choice  
89 (Huber et al., 1982). Some theories have posited that choice is determined by context-  
90 dependent samples drawn from memory (e.g., Stewart et al., 2006). Here we show that  
91 people choose differently between and remember differently about functionally identical  
92 pairs of risky options depending on the context. Moreover, we show that choice is  
93 determined by the set of available options present during encoding rather than at retrieval.

94           Contextual information from the local environment can influence choices. For  
95 example, when French music is playing in a supermarket people buy more French than  
96 German wine and vice versa when German music is playing (North et al., 1999).  
97 Similarly, locating polling stations in a school nudges people toward support of school  
98 funding (Berger et al., 2008; Pryor et al., 2014). The local context provided by other  
99 available options can also influence choice (Huber et al., 1982; Simonson, 1989;  
100 Simonson & Tversky, 1992; Spektor et al., 2019). Consumer preference between two  
101 multidimensional products can reverse when a third “decoy” option is introduced that is

102 inferior along one dimension (e.g., cost or quality). Non-human animals also show  
103 similar local context effects in their choices (e.g., Shafir et al., 2012).

104 Experience-based risky choices are also influenced by the set of available values  
105 in a decision context. When making decisions based on experience, people tend to be  
106 more risk seeking for relative gains than losses—the opposite of decisions made from  
107 explicit descriptions (e.g., Ludvig & Spetch, 2011; Kahneman & Tversky, 1979;  
108 Konstantinidis, et al., 2018; Wulff et al., 2018). This pattern of experienced-based risky  
109 choice appears to be driven by overweighting of the most extreme (best and worst)  
110 outcomes in the decision context (Ludvig et al., 2014, 2018). This effect of extremes was  
111 confirmed by including other options in the decision context that potentially led to higher  
112 (or lower) outcomes, thereby eliminating the bias in risky choice. Moreover, these biases  
113 in choice correlate with biases in memory for the extreme outcomes (Madan et al., 2014).

114 People will sometimes even choose differently for identical decisions across  
115 experiments that have different ranges of possible outcomes, suggesting session-level  
116 context dependence (Ludvig et al., 2014; Stewart et al., 2015). For example, one decision  
117 in Ludvig et al. (2014) was between a fixed gain of 20 points and a risky option that had a  
118 50/50 chance of winning 40 points or nothing. People were more risk averse for this  
119 decision in an experiment that included other, larger wins (such that winning nothing was  
120 the worst possible outcome) than in an experiment that also included losses (such that  
121 winning 40 was the best possible outcome). These differences in risky choice for the  
122 exact same decision across experiments involving different decision sets implicate the  
123 context as an important determinant of risky choice.

124 Here we tested whether peoples' choices shift with context changes even within a  
125 single experimental session and whether context-dependent effects on choice are based  
126 on the decision set present at encoding or retrieval. The main text reports two  
127 experiments and the supplementary material contains two additional experiments that  
128 replicate the main findings and refine what determines the decision context.

129

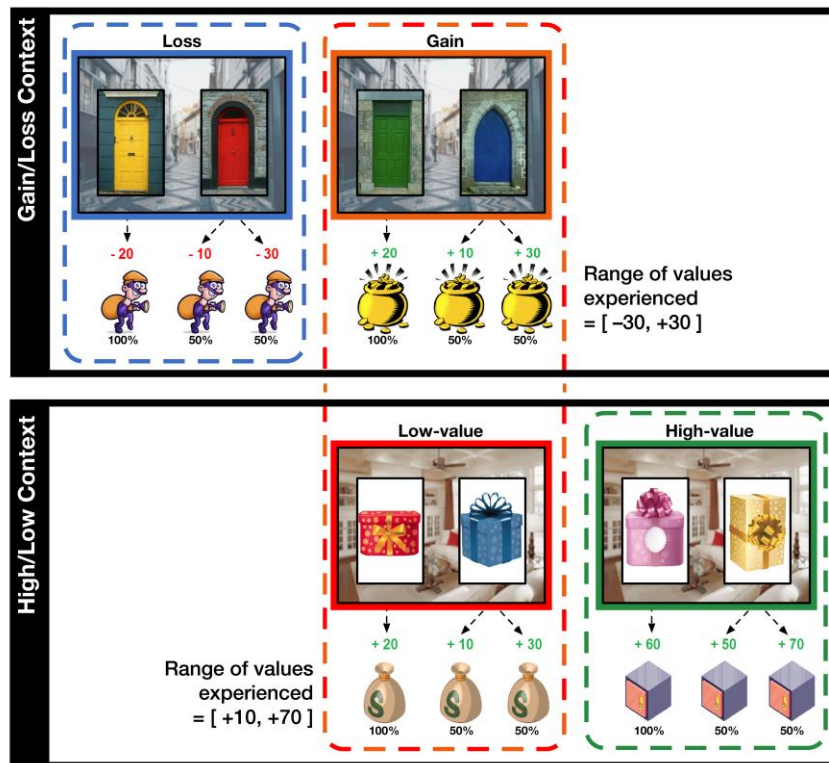
130

### **EXPERIMENT 1: LOCAL DECISION CONTEXTS**

131 This experiment tested the stability of choice behavior by eliciting distinct decision  
132 contexts that alternated within a session. In memory research, discrete contexts are often  
133 elicited through distinct background images (e.g., Anderson & Bower, 1974; Ezzyat &  
134 Davachi, 2014). Inspired by this approach, the current experiment provided different  
135 contexts by alternating between blocks of decisions with distinct background images and  
136 choice options (Fig. 1). One choice (between a fixed gain of 20 points and a risky gain of  
137 10 or 30 points) was common to both contexts and served as the target choice. In the  
138 Gain/Loss context, other values were a fixed loss of 20 points and a risky loss of 10 or 30  
139 points. In the High/Low context, other values were a fixed gain of 60 points and a risky  
140 gain of 50 or 70 points. Thus, the target risky option provided the best possible outcome  
141 (+30) in the Gain/Loss context but the worst possible outcome (+10) in the High/Low  
142 context.

143 If decision contexts create discrete sets of memories, then the extreme-outcome  
144 rule predicts that the best and worst outcomes in each local context will be overweighted  
145 in memory and choice (Ludvig et al., 2014). This overweighting would produce more risk  
146 seeking for the target choice in the Gain/Loss context than in the High/Low context (see

147 comparison outlined in orange/red in Figure 1). If people do not distinguish the contexts,  
 148 risky choice should be identical in both cases, as the options yield the same values. In  
 149 either case, we expected that people would show more risk seeking for the highest value  
 150 decisions (+60 vs. +50/+70) and more risk aversion for the lowest value decisions (-20  
 151 vs. -10/-30).  
 152



153  
 154 **Figure 1. Illustration of the options, outcomes, and context manipulations used in**  
 155 **Experiment 1. The computer screen first presented the choice options (e.g., two**  
 156 **doors) along with a background image. After the participant made their choice, the**  
 157 **chosen door was replaced with an outcome image (e.g., robber or pot of gold),**  
 158 **indicating the number of points won or lost following the outcome contingencies**  
 159 **shown; the unchosen door was no longer shown. To differentiate between the four**  
 160 **option pairs (losses, gains, low value, high value), different option images (distinct**  
 161 **doors or distinct gift boxes) and different outcome images (i.e., robber, pot of gold,**  
 162 **bag of money, and safe, respectively) were used. The target choices, outlined by the**  
 163 **orange/red dashed line, had identical values in the two contexts.**  
 164  
 165



166

167

## Methods

168 *Participants*

169 A total of 128 participants (99 females; age [ $M \pm SD$ ] = 19.4 $\pm$ 1.9 years old) were recruited  
170 from the University of Alberta psychology participant pool. An additional 52 participants  
171 were recruited but were instructed and paid according to an incorrect payment scheme; as  
172 such their data was excluded and not analysed. Informed consent was obtained, and  
173 participants received course credit and a cash bonus for participating. They were  
174 instructed in groups of up to 15 but performed the task in individual rooms. The number  
175 recruited exceeded the number needed (97) to detect a medium effect size (Cohen's  $d =$   
176 0.4) with an alpha of .01 according to a power analysis for this within-subjects design.  
177 Procedures were approved by the University of Alberta Research Ethics Board.

178

179 *Procedure*

180 The experiment consisted of six blocks of trials. Blocks providing a 'Gain/Loss' context,  
181 indicated by an outdoor background image, alternated with blocks providing a  
182 'High/Low' context, indicated by an indoor background image (Fig. 1). Fixed options  
183 always led to the same outcome, whereas risky options provided two outcomes each with  
184 a 50% chance. In the Gain/Loss context, options were selected from four possible doors  
185 which led to either a fixed gain (+20), a risky gain (+10 or +30), a fixed loss (-20), or a  
186 risky loss (-10 or -30). In the High/Low context, options were selected from four  
187 possible gifts which led to either a fixed high-value gain (+60), a risky high-value gain  
188 (+50 or +70), a fixed low-value gain (+20), or a risky low-value gain (+10 or +30). As

189 such, there were four different option pairs in the experiment: gain, loss, high value, and  
190 low value. Critically, as highlighted by the orange dashed box in Figure 1, the target  
191 choices—gain options in the Gain/Loss context and low-value options in the High/Low  
192 context—led to identical outcome values, but their relative values within their respective  
193 contexts differed. Participants could only learn about the odds and outcomes by selecting  
194 the options.

195           After a choice, the options disappeared, and feedback for the chosen option  
196 appeared for 1.2 s. Feedback consisted of the points earned or lost along with an outcome  
197 image. The order of the two contexts was counterbalanced across participants, as was the  
198 assignment of options to particular outcomes.

199           For each context, prior to the first block of choice trials, participants were pre-  
200 trained with 24 single-option trials to provide experience with the experimental  
201 procedure. For these trials, the outcomes associated with each risky option occurred  
202 equally often, preventing differences in initial experiences from influencing later choice  
203 (e.g., hot-stove or primacy effects; Denrell & March, 2001). Within this block, the gain or  
204 high-value options each appeared 8 times, whereas the loss or low-value options each  
205 appeared 4 times, such that participants ended the pre-training phase with a positive  
206 number of points in both contexts.

207           Each block of choices consisted of 56 trials and included a mixture of trial types:  
208 There were 32 decision trials, which required a choice between fixed and risky options  
209 from the same option pairs (16 of each) and 16 catch trials, which required a choice  
210 between options from different option pairs with substantially different expected values  
211 (e.g., fixed gain vs. fixed loss). On 8 single-option trials, there was only one option that

212 had to be selected to continue; these trials guaranteed that all reward contingencies  
213 continued to be experienced, even if the options were initially unlucky, further limiting  
214 any hot-stove effects.

215 In all blocks, trial order was randomized, and each option appeared equally often  
216 on either side of the screen. Performance of lower than 60% on catch trials in either  
217 context, across the whole experiment, was used as an exclusion criterion, following  
218 established protocol from previous experiments (Ludvig et al., 2014; Ludvig & Spetch,  
219 2011; Madan et al., 2014). Participants won or lost points on all trials and were paid \$1  
220 for every 2000 points to a maximum of \$5 (Canadian).

221 After the choice task, memory for the outcomes associated with each option was  
222 tested in two ways. First, participants were shown the eight options in random order, and,  
223 for each option, were asked to report the first outcome that came to mind. Second,  
224 participants were again shown the eight options in random order and asked to judge the  
225 frequency in percent of each possible outcome (-30, -20, -10, +10, +20, +30, +50, +60,  
226 +70). For each option, these nine possible outcomes were displayed simultaneously, and  
227 participants typed a number from 0 to 100 below each respective outcome. For both  
228 memory tests, each option was presented against a uniform grey background on all trials.  
229 Stimuli and data from all experiments are available on the Open Science Framework at:  
230 <https://osf.io/3mbwu/>. All statistical results have been checked with statcheck (Epskamp  
231 & Nuijten, 2016).

232

233 *Analysis*

234 Data from 9 of the 128 participants were excluded from the analyses for scoring less than

235 60% on the catch trials, leaving 119 participants for the main analyses. The primary  
236 dependent measure was the proportion of risky choices in the final training blocks and in  
237 the test blocks. Two specific hypotheses were tested:

238 1. The *Decision-Context Hypothesis* supposes that the extreme outcomes in each  
239 context will be overweighted. As a result, risky choice should be higher for the  
240 Gain/High-value options (with a high extreme) than for the Loss/Low-value options (with  
241 a low extreme) in the corresponding context. In addition, the target choice that has  
242 identical outcomes (i.e., Low or Gain, pending the context) should differ across the two  
243 contexts with more risk-seeking for that choice in the Gain/Loss context than in the  
244 High/Low context. These directional predictions were assessed through three one-tailed,  
245 paired *t*-tests.

246 2. The *Contextual-Memory Hypothesis* supposes that, by the last block in each  
247 context, the extreme outcomes in each context will be more salient in memory. For the  
248 first-outcome-reported test, this hypothesis was assessed using four  $\chi^2$  tests—one for each  
249 risky option. For the frequency-judgment tests, this hypothesis was assessed using four  
250 one-tailed paired *t*-tests, again one for each risky option. Based on prior work, we  
251 expected a robust effect for the Loss/Low-value risky option, but a milder effect with  
252 Gain/High-value options, because we have previously found memory biases to be weaker  
253 for Gains/High-value outcomes than for the Loss/Low-value outcomes (e.g., Madan et  
254 al., 2014, 2017).

255

256

## Results

257

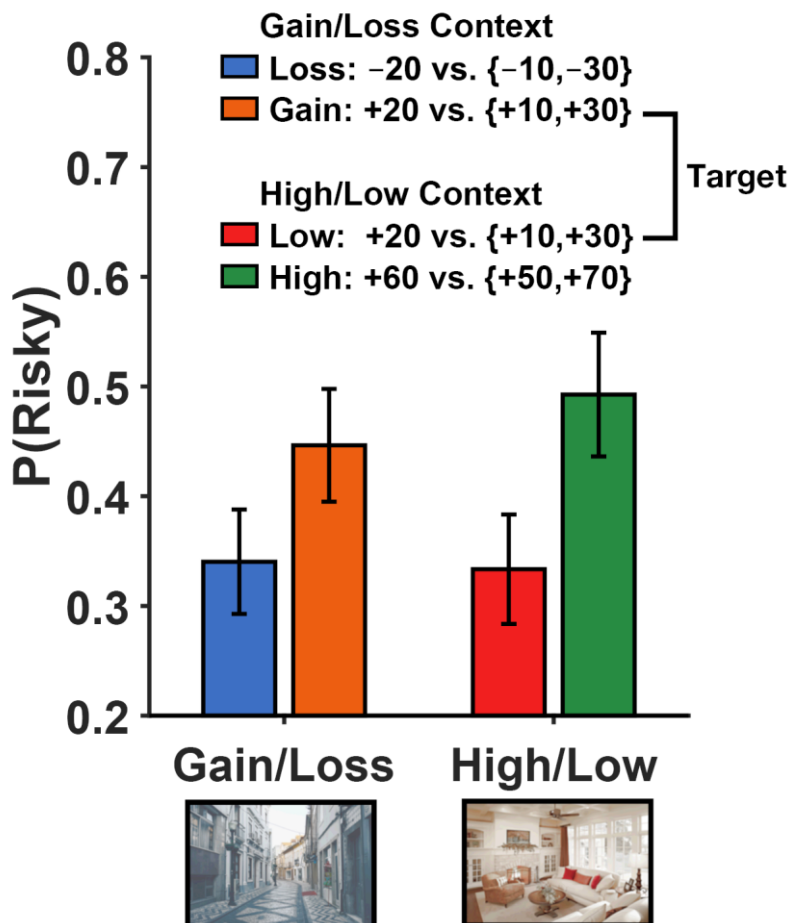
### 258 *Risky choice*

259 Figure 2 shows the mean proportion of risky choice for each context and option pair. In  
260 the Gain/Loss context, participants were  $10.6 \pm 6.6\%$  [ $M \pm 95\% C.I.$ ] more risk seeking for  
261 gains than losses [ $t(118)=3.15, p=.001, \text{Cohen's } d=0.39$ ]. In the High/Low context,  
262 participants were  $15.9 \pm 6.6\%$  more risk seeking for high-value than low-value options  
263 [ $t(118)=4.73, p<.001, d=0.54$ ]. These results qualitatively replicate our previous findings  
264 on an extreme-outcome effect, including evidence for greater differences in risky choice  
265 for high- vs. low-value gains than for gains vs. losses (Ludvig et al., 2014; Madan et al.,  
266 2014).

267 Critically, when comparing choice in the two contexts, participants were  
268  $11.3 \pm 6.3\%$  more risk seeking for the target choices in the Gain/Loss context than in the  
269 High/Low context (i.e., comparison highlighted in Figure 1; orange/red bars in Figure 2),  
270 despite these options leading to the exact same outcome values [ $t(118)=3.52, p<.001,$   
271  $d=0.40$ ]. Interestingly, the magnitude of the extreme-outcome effect in the final block of  
272 each context was uncorrelated between the two contexts [ $r(117)= -.04, p=.69$ ], indicating  
273 that the two contexts had been learned relatively independently. Overall risk seeking  
274 collapsed across gains and losses, however, was correlated between the two contexts  
275 [ $r(117)=.45, p<.001$ ].

276 Thus, participants' biases in risky choice shifted as the visually distinct contexts  
277 alternated between blocks. The effect was sufficiently pronounced that even for the exact  
278 same target choice (between +20 and a 50/50 chance of +10 or +30), risky choice shifted  
279 by more than 10% even within the same participants within the same session, determined

280 by the decision context.



281

282 **Figure 2. Proportion of risky choices for each decision set and their respective**  
 283 **decision context, averaged across the last block in each context for Experiment 1.**  
 284 **Error bars represent 95% confidence intervals.**

285

286

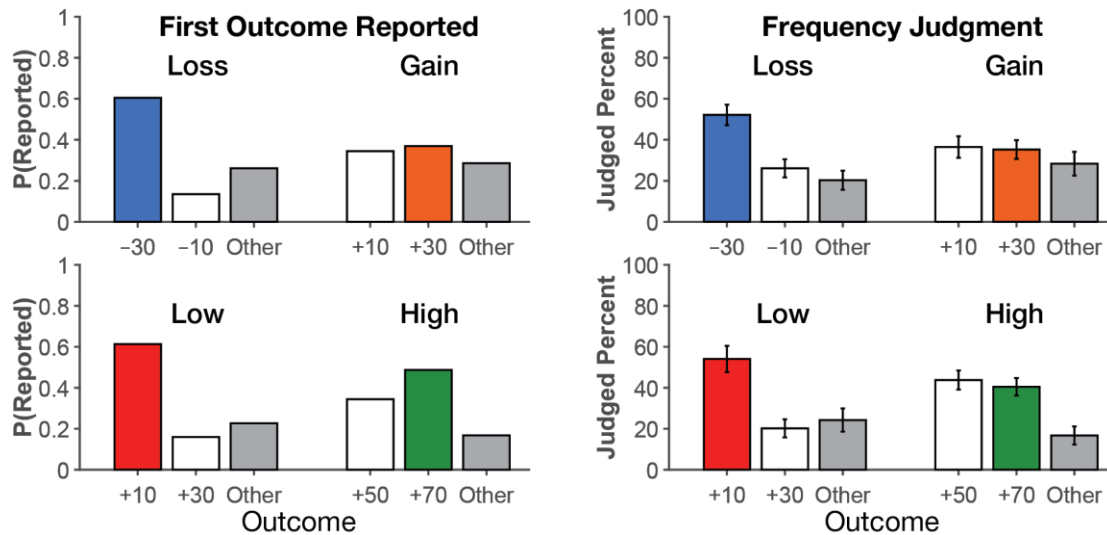
287 *Memory tests*

288 Figure 3 shows how both memory tests suggested some overweighting of the extreme  
 289 outcomes, convergent with prior findings (Madan et al., 2014), as well as some context  
 290 dependence in overweighting. The memory biases were more robust for the loss/low-  
 291 value decisions, also consistent with prior work.

292

In the first-outcome-reported test, for both the loss and low-value options,

293 participants were significantly more likely to report the worse value (−30 and +10,  
294 respectively) [Loss:  $\chi^2(1, N=88)=35.64, p<.001$ ; Low:  $\chi^2(1, N=92)=31.70, p<.001$ ].  
295 Participants did not exhibit a bias in their reported outcomes for gains [ $\chi^2(1, N=85)=0.11,$   
296  $p=.74$ ], and there was only a weak trend toward responding with the better outcome for  
297 the high-value option [ $\chi^2(1, N=99)=2.92, p=.088$ ]. Results were similar in the frequency-  
298 judgment test, where people reported a significantly larger percent for the worse outcome  
299 for the loss and low-value options [Loss:  $t(102)=6.16, p<.001, d=1.06$ ; Low:  $t(102)=7.02,$   
300  $p<.001, d=1.19$ ], but did not report a reliable difference in judged percent for the  
301 outcomes of the gain and high-value options [Gain:  $t(102)=0.29, p=.39, d=0.05$ ; High:  
302  $t(102)=0.82, p=.21, d=0.14$ ]. Thus, by both measures, the worst outcome in each context  
303 seemed to be particularly salient in memory. The context-dependence of this salience is  
304 highlighted by the +10 outcome which was reported more often and judged as having a  
305 higher frequency in the High/Low context than in the Gain/Loss context.  
306



307

308 **Figure 3. Results of the two memory tests for the risky options in the two decision**  
 309 **contexts in Experiment 1. Participants were more likely to report the extreme**  
 310 **outcomes first and judged the lowest outcome in each context as having occurred**  
 311 **most frequently. Coloured bars are local extreme outcomes and white bars are non-**  
 312 **extremes. The colour code matches the conditions in Figure 1 (Blue = Loss; Orange**  
 313 **= Gain; Red = Low; Green = High). Error bars represent 95% confidence intervals.**  
 314

315

### Discussion

316 The context manipulation in this experiment successfully established distinct decision  
 317 contexts. Participants made different risky choices even for option pairs that led to the  
 318 exact same values; choices depended on the other values present in the same context, i.e.,  
 319 choices in the Gain and Low-value decisions (as highlighted in Figure 2). The memory  
 320 tests also showed context dependence: people were more likely to report the extreme  
 321 outcomes in each context as the first to come to mind and judged the worst outcome in  
 322 each context as more frequent (see Fig. 3). Though we have previously demonstrated  
 323 different risky choice for options leading to the same outcomes across experiments (e.g.,  
 324 Ludvig et al., 2014; Madan et al., 2014), this experiment is the first demonstration that  
 325 risk preference for a given decision and related memory biases can differ across blocks of



326 trials within a single session, based on the local context.

327

## 328 **EXPERIMENT 2: ENCODING OR RETRIEVAL OF CONTEXTUAL CUES**

329 Here we sought to extend the findings of Experiment 1 by testing whether the context of  
330 encoding or retrieval is crucial for determining which outcomes are overweighted in  
331 memory and choice. The results of Experiment 1 could be due to processes operating at  
332 either encoding or retrieval. From an encoding perspective, outcome values might be  
333 encoded relative to the other values present in the context during learning (Rangel &  
334 Clithero, 2012). Values at the extremes of that set may be given more weight during  
335 encoding, causing them to be retrieved/sampled more readily when the option is later re-  
336 experienced. An encoding account is also congruent with a selective-attention mechanism  
337 whereby goal-congruent items influence value integration (e.g., Kunar et al., 2017; Usher  
338 et al., 2019).

339 Alternatively, context-dependent biases could be due to retrieval processes during  
340 choice. For example, if outcome values are encoded together with an association to their  
341 learning context, then the context present during choice may retrieve a memory of other  
342 values associated with that context. This retrieved set of values may determine the  
343 comparison set for evaluating values during choice (as in Decision by Sampling; Stewart  
344 et al., 2006), with extreme values being given most weight. A retrieval-based  
345 interpretation is consistent with findings that risky choice can be altered by presenting  
346 reminders of previous outcomes (Bornstein et al., 2017; Ludvig et al., 2015).

347 To distinguish between encoding and retrieval hypotheses, we used the same  
348 design as Experiment 1, but with two modifications: (1) Choice stimuli and background

349 images were changed to make the target options more interchangeable. Specifically, we  
350 used eight distinct doors (rather than four doors and four gifts) as choice stimuli and two  
351 distinct street scenes as background images for the two decision contexts. (2) After the  
352 six choice blocks, we presented two blocks of probe tests without feedback, in which the  
353 doors providing the target choice were presented in either their training context (Same) or  
354 untrained context (Reversed).

355         If the context of encoding is crucial, choices should be independent of the testing  
356 context. Participants should be more risk seeking for the target choices initially  
357 encountered in the Gain/Loss context than for those initially encountered in the  
358 High/Low value context, regardless of the test context. If the context of retrieval  
359 determines choice, however, then people should choose differently between the same  
360 pairs of doors in the two testing contexts. Specifically, participants should be more risk  
361 seeking for both target choices when tested in the Gain/Loss context than in the  
362 High/Low context. The design, hypotheses, analysis and expected choice results were  
363 pre-registered on the Open Science Framework: <https://osf.io/kv458/>.

364

365

## Methods

366

### *Participants*

368

369 A total of 103 participants (72 females; age [ $M \pm SD$ ] = 20.8 $\pm$ 3.4 years old) were drawn  
370 from the same participant pool, and recruitment and consent procedures were the same as  
371 in Experiment 1. Participants were paid \$1 for every 200 points after the first 8000 earned  
372 up to a maximum of \$5 (Canadian).

373

374

375 *Procedure*

376 General procedures were the same as in Experiment 1 with the following exceptions. The  
377 task consisted of 8 blocks. The first 6 blocks alternated between two contexts in which 4  
378 possible doors appeared alone or in pairs against a background outdoor scene that was  
379 unique to each context; these will be referred to as the training blocks. The last two  
380 blocks were test blocks, one for each context. In these blocks, choices were not followed  
381 by feedback. Prior to these two blocks, participants were informed by an instruction  
382 screen that they would *not* receive feedback for their choices, but that points would still  
383 be won or lost in the same way as before.

384       Trials during the training blocks were identical to Experiment 1, except that all  
385 choice stimuli were doors, and the two backgrounds were distinct street scenes rather  
386 than an outdoor and indoor scene. In the test blocks, only the doors that led to the target  
387 choice of +20 versus a 50/50 chance of +10 or +30 appeared. These were tested in both  
388 contexts (order randomized across participants) without feedback. There were two test  
389 blocks of 16 trials each, providing a total of 8 trials with each target choice in each  
390 context.

391       Following the test blocks, participants were given the same two types of memory  
392 tests (first outcome reported and frequency judgement) described in Experiment 1.

393

394 *Analysis*

395 Five participants were excluded from the analysis for scoring less than 60% on the catch  
396 trials, leaving 98 participants. As per our pre-registration, comparisons were evaluated  
397 with an alpha of .01. The primary dependent measure was the proportion of risky choices

398 in the final training blocks and in the test blocks. Four specific pre-registered hypotheses  
399 were tested:

400           1. The *Context-Replication Hypothesis*, which supposes that by the end of training  
401 the extreme outcomes in each context will be overweighted, was assessed through three  
402 one-tailed paired *t*-tests. First, we tested the prediction that risky choice would be higher  
403 for the higher value option (high or gain) than for the lower value option (low or loss) in  
404 both contexts in the final block of the training phase. Second, we compared risky choice  
405 for the target choice in the two contexts. We predicted more risk-seeking for that choice  
406 in the Gain/Loss context than in the High/Low context.

407           2. The *Encoding Hypothesis* supposes that the context effects are due to the way  
408 the doors were initially encoded in the training contexts. As a result, we predicted that,  
409 regardless of the test context, there would be more risk-seeking for the target choice  
410 learned in the Gain/Loss context than for the target choice learned in the High/Low  
411 context. This was assessed with two one-tailed paired *t*-tests, examining risky choice for  
412 the target choice in the two contexts during testing.

413           3. The *Retrieval Hypothesis* supposes that the context effects are due to the  
414 context in which outcomes are retrieved at the time of choice. As a result, the test context  
415 should matter, and, for the target choice, people should be more risk-seeking when tested  
416 in the Gain/Loss context (where the other options were worse) than in the High/Low  
417 context (where the other options were better). This was assessed through a two-way  
418 (Training Context by Test Context) repeated-measures ANOVA. This hypothesis  
419 predicted a main effect of Test Context.

420 4. The *Noise Hypothesis* supposes that the context shift in the test blocks makes  
421 people behave more randomly as the discrepant context makes them rely less on their  
422 prior feedback. As a result, choice should shift toward indifference whenever doors are  
423 tested outside their training context. This hypothesis was tested by calculating the  
424 difference between each individual's average absolute deviation from 50% in their risky  
425 choices in the two test contexts; a shift toward indifference with a context change should  
426 result in lower absolute deviation scores in the Reversed context. A one-tailed one-  
427 sample *t*-test was used to test for reliable differences from 0 across the two contexts.

428 Memory tests were analyzed in the same way as in Experiment 1. We did not  
429 preregister specific predictions for these tests.

430

431

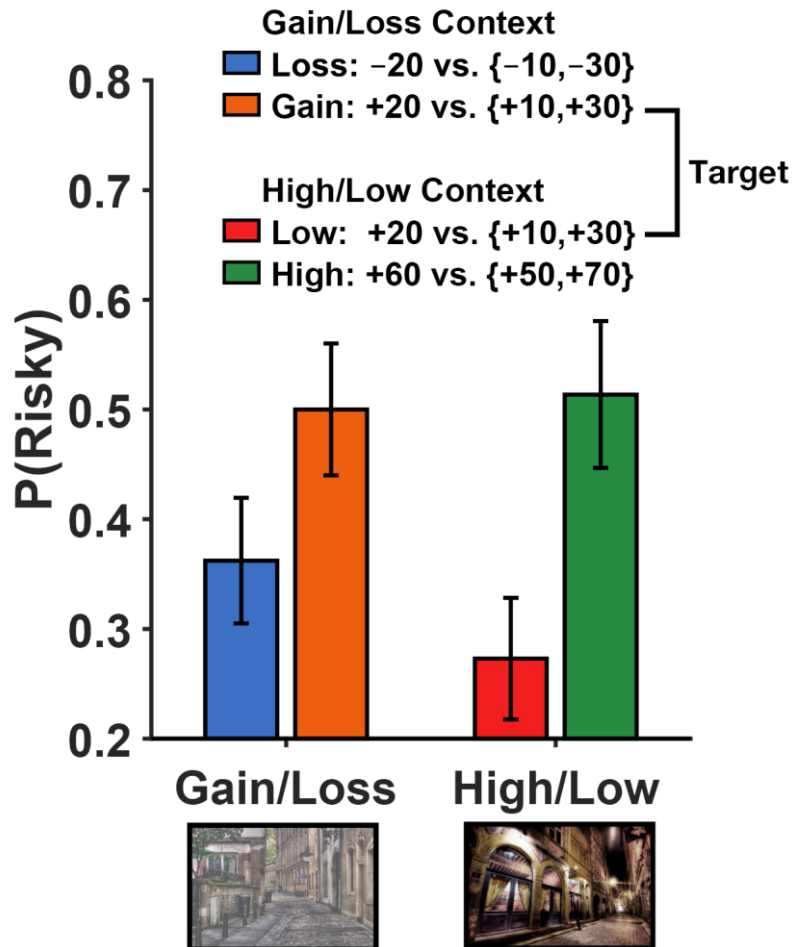
## Results

432 *Risky choice*

433 Figure 4 shows the mean proportion of risky choices for each context and option pair  
434 during the last training block with each context. In the Gain/Loss context, participants  
435 were  $13.8 \pm 7.6\%$  [ $M \pm 95\% C.I.$ ] more risk seeking for gains than losses [ $t(97) = 3.62$ ,  
436  $p < .001$ ,  $d = 0.37$ ]. In the High/Low context, participants were  $24.1 \pm 8.3\%$  more risk  
437 seeking for high-value than low-value choices [ $t(97) = 5.72$ ,  $p < .001$ ,  $d = 0.58$ ]. These  
438 results qualitatively replicate results from Experiment 1.

439 Critically, when comparing the two contexts, participants were  $22.7 \pm 7.9\%$  more  
440 risk seeking for the target choice in the Gain/Loss context than in the High/Low context  
441 [ $t(97) = 5.68$ ,  $p < .001$ ,  $d = 0.57$ ]. The magnitude of the extreme-outcome effect was again  
442 uncorrelated between the two contexts [ $r(97) = .037$ ,  $p = .72$ ], indicating that the two

443 contexts were learned relatively independently. Overall risk seeking (collapsing across all  
 444 risky decisions) was slightly, but not significantly, correlated between the two contexts  
 445 [ $r(97)=.191, p=.058$ ].



446  
 447 **Figure 4. Proportion of risky choices for each of the four option pairs separated by**  
 448 **their respective decision contexts and averaged across the last block in each context**  
 449 **for Experiment 2. Error bars represent 95% confidence intervals.**  
 450

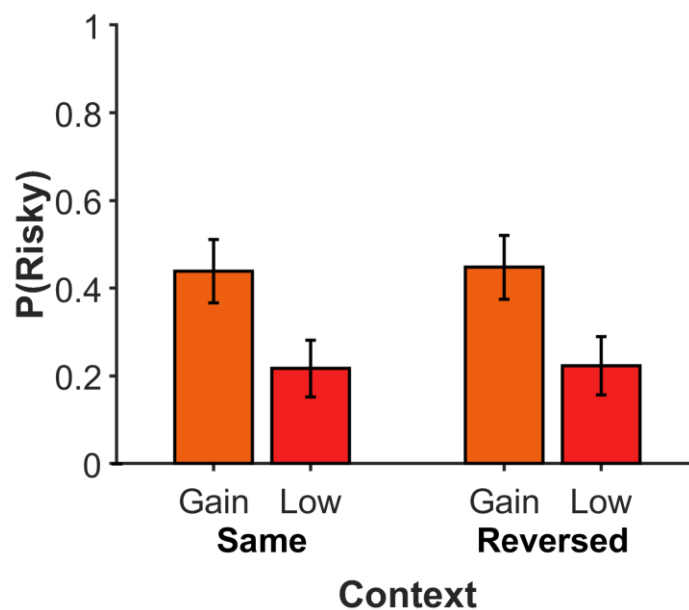
451 *Test blocks*

452 Figure 5 shows the mean risky choice for the target choices when they were presented  
 453 without feedback during testing. The test context had no discernable effect. When tested  
 454 in the Same context, participants were  $22.2 \pm 9.8\%$  more risk seeking for the target choice  
 455 trained in the Gain/Loss context than in the High/Low context [ $t(97)=4.50, p<.001$ ,

456  $d=0.46$ ]. Similarly, when tested in the Reversed context, participants were  $22.5\pm 10.0\%$   
 457 more risk seeking for the target choice trained in the Gain/Loss context than in the  
 458 High/Low context [ $t(97)=4.48, p<.001, d=.45$ ]. A two-way ANOVA confirmed a main  
 459 effect of Choice [ $F(1,97)=21.1, p<.001, \eta_p^2=.18$ ], but no effect of Test Context  
 460 [ $F(1,97)=0.51, p=.48, \eta_p^2=.005$ ] and no interaction [ $F(1,97)=0.015, p=.90, \eta_p^2=.00$ ].  
 461 There was no evidence in support of the noise hypothesis: The average deviation from  
 462 indifference (0.5) did not differ for risky choices conducted in the Same context  
 463 [ $35.7\pm 3.0\%$ ] from the risky choices conducted in the Reversed context [ $36.0\pm 2.8\%$ ;  
 464  $t(97)=0.28, p=.78, d=0.03$ ]. These data support the notion that the encoding context is  
 465 more important than the retrieval context in determining later choice.

466

467



468

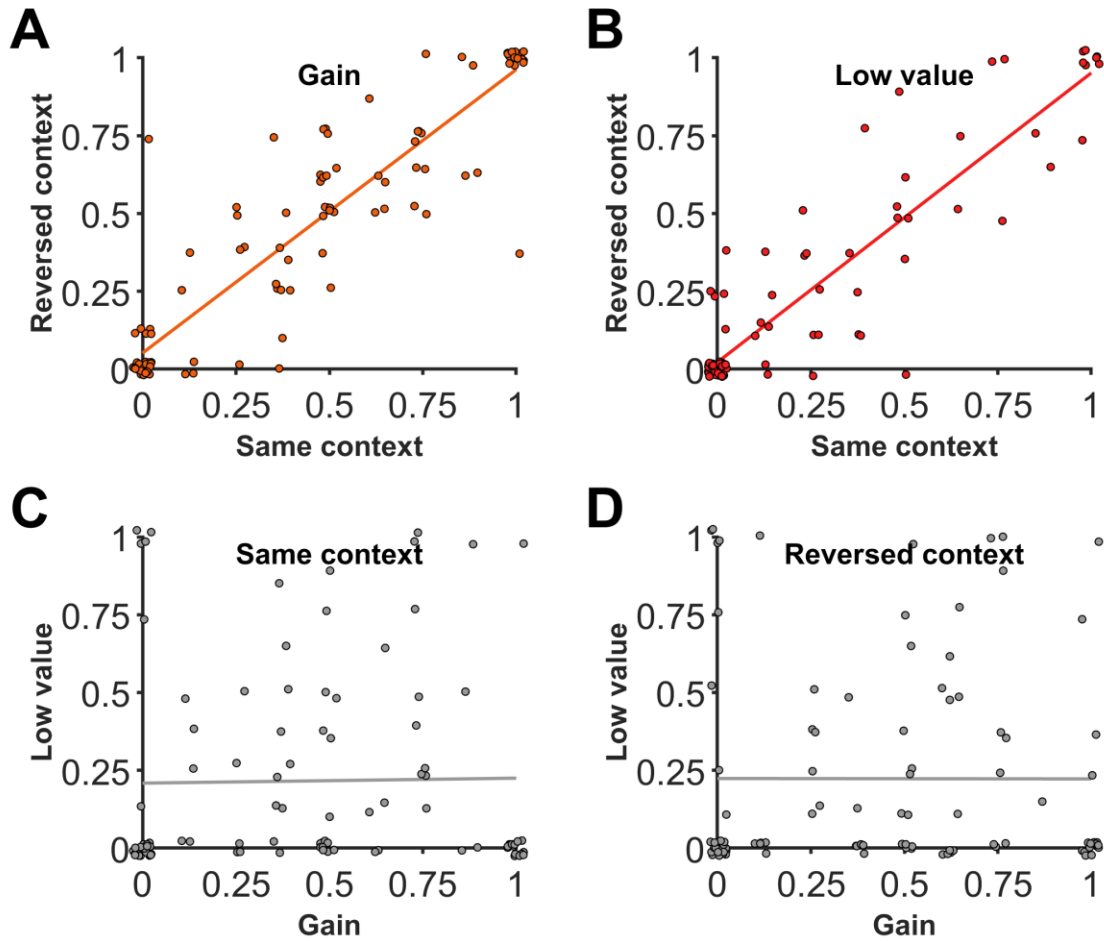
469 **Figure 5. Results of the probe choice tests in Experiment 2. Proportion of risky**  
 470 **choices for the target choice (+20 vs +10/+30) trained in the Gain/Loss context or the**  
 471 **High/Low context when tested without feedback in the Same or Reversed context.**

472

473           In an additional exploratory analysis, we sought to solidify the argument  
474 for/against the encoding/retrieval hypotheses, respectively. Here we tested whether risky  
475 choices in different conditions of the test blocks were independent. The Encoding  
476 Hypothesis predicts that the proportion of risky choices for gain and low-value decisions  
477 should be highly correlated between the Same and Reversed contexts because the choices  
478 should be invariant to test context. In addition, the Encoding hypothesis predicts low  
479 correlations between risky choices for gain and low-value option pairs within each test  
480 context, as these would have been encountered independently in training. In contrast, the  
481 Retrieval Hypothesis predicts the opposite: low correlations for each option pair across  
482 test contexts, but high correlations between the gain and low-value decisions within a  
483 context.

484           Figure 6 shows how these results strongly support the Encoding Hypothesis:  
485 Correlations were very strong when comparing the proportion of risky choices made for  
486 the gain decisions in the Same or Reversed test context [ $r(97)=.901, p<.001$ ] and  
487 similarly high for the low-value decisions [ $r(97)=.920, p<.001$ ]. In contrast, correlations  
488 between risky choices for gain and low-value decisions within each context were very  
489 low, suggesting that these decisions were independent of each other despite having  
490 identical outcome values [Same context:  $r(97)=.014, p=.89$ ; Reversed context:  
491  $r(97)=.002, p=.99$ ].





492

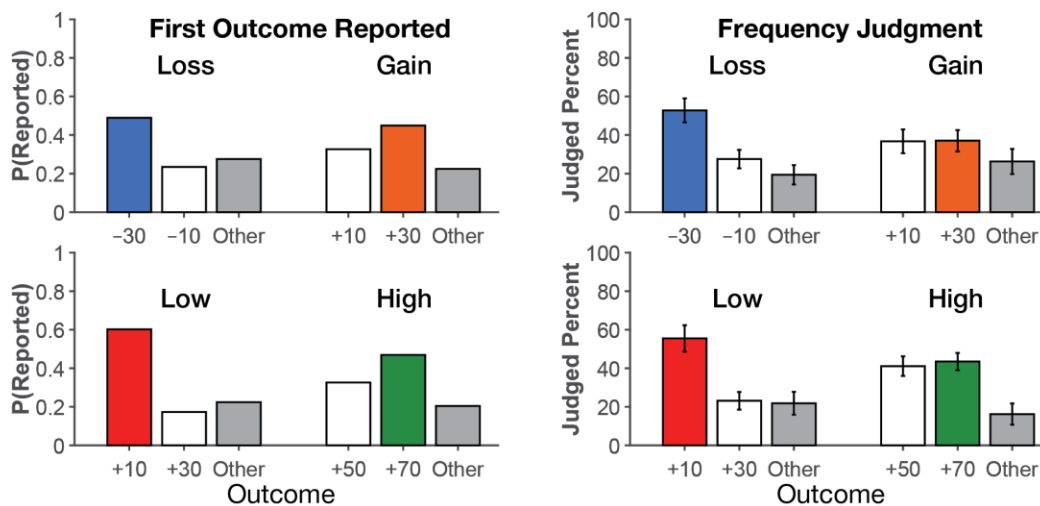
493 **Figure 6. Proportion of risky choices made in the test blocks for (A) gain decisions**  
 494 **and (B) low-value decisions, between Same and Reversed contexts. The opposite**  
 495 **comparison is shown in the next panels, with the proportion of risky choices in the**  
 496 **(C) Same context and (D) Reversed context, between gain and low-value decisions.**  
 497 **Each dot represents an individual participant; dot locations are jittered to reduce**  
 498 **overlap.**

499

500 *Memory tests*

501 Figure 7 shows the results of the memory tests were similar to those seen in Experiment  
 502 1, with context-dependent overweighting of the extreme loss and low-value outcomes. In  
 503 the first-outcome-reported test, for both the loss and low-value options, participants were  
 504 significantly more likely to report the worse value (-30 and +10, respectively) [Loss:  
 505  $\chi^2(1, N=71)=8.80, p=.003$ ; Low:  $\chi^2(1, N=76)=23.21, p<.001$ ]. Differences in reporting of

506 outcomes were not significant for the risky gains [ $\chi^2(1, N=76)=1.90, p=.17$ ], nor for the  
 507 risky high-value option [ $\chi^2(1, N=78)=2.51, p=.11$ ]. The frequency-judgment test also  
 508 showed a context-dependent bias in which people reported higher percentages for the  
 509 worse outcome for the loss and low-value options [Loss:  $t(93)=5.10, p<.001, d=0.526$ ;  
 510 Low:  $t(90)=6.19, p<.001, d=.65$ ], but no reliable difference in judged percent for the  
 511 outcomes of the gain and high-value options [Gain:  $t(92)=0.07, p=.948, d=0.01$ ; High:  
 512  $t(91)=0.58, p=.56, d=0.06$ ]. Thus, by both measures, the worst outcome in each context  
 513 was particularly salient in memory. The context dependence of this salience is  
 514 highlighted by the +10 outcome which was reported more often [ $\chi^2(1, N=91)=8.01,$   
 515  $p=.005$ ] and judged as having a higher frequency ( $t(88)=4.07, p<.001, d=0.43$ ) in the  
 516 High/Low context (where it was the worst outcome) than in the Gain/Loss context (where  
 517 it was an intermediate outcome).



518

519 **Figure 7. Results of the two memory tests for each decision context in Experiment 2.**  
 520 **Participants were more likely to report the extreme outcomes first and judged the**  
 521 **lowest outcome in each context as having occurred most frequently. Coloured bars**  
 522 **are local extreme outcomes and white bars are non-extremes. The colour code**  
 523 **matches the conditions in previous figures (Blue = Loss; Orange = Gain; Red =**  
 524 **Low; Green = High). Error bars represent 95% confidence intervals.**

525

526 *Supplemental experiments*

527 Two additional experiments are reported in the Supplemental Material that address  
528 alternative explanations related to the necessary and sufficient conditions for creating  
529 distinct decision contexts (see Table S1). The results show that distinct background  
530 images are not necessary for establishing a local decision context, but temporal grouping  
531 of the choices is not sufficient to discretize the contexts. The distinct visual cues from the  
532 choice stimuli, however, are sufficient, and may even be necessary, to distinguish the  
533 contexts (see Exp. S2). These distinct visual cues may also serve as retrieval cues for the  
534 decision context in which they were encoded. Together with Exp. 2, these results clearly  
535 show that choice is determined by the decision context during encoding, and not the  
536 decision context at retrieval.

537

538 **General Discussion**

539 Here, in two experiments, we demonstrated that people's risky choices are not stable,  
540 even within a single experimental session, but rather depend on the other outcomes  
541 experienced during the context of encoding. Risky choice was biased by the most  
542 extreme outcomes in a particular decision context, rather than the global context of the  
543 whole experiment, and people also remembered those outcomes more strongly. Even for  
544 the exact same decisions (between +20 and a 50/50 chance of +10 or +30), changes in  
545 context substantially shifted both risky choice (>10% in Exp. 1 and >20% in Exp. 2) and  
546 memory for extremes, even for the same participants within a single session. Moreover,  
547 when tested in the opposite context, people chose in line with the initial training context,

548 suggesting that the context of encoding is critical for this memory-based choice.

549         These findings have theoretical implications for memory-based theories of  
550 experience-based decision making (e.g., Shohamy & Daw, 2015; Weber & Johnson,  
551 2006). For example, according to Decision by Sampling Theory (Stewart et al., 2006), the  
552 values of options presented at choice are compared to a small sample in working  
553 memory; the sample comes both from other values in the immediate context and from  
554 values stored in long-term memory. Our results suggest that such samples would have to  
555 come from values presented in the encoding context rather than in the context at the time  
556 of choice. Thus, our results pose significant challenges for retrieval-based models of how  
557 memory affects choice, but are more consistent with a recent reinforcement-learning (RL)  
558 model that assumes that the influence of context on value operates during the learning  
559 process (Spektor et al., 2019).

560         The current results show how unstable choices can be and add to the growing  
561 evidence that choices depend on properties of the decision context (e.g., Huber et al.,  
562 1982; Simonson & Tversky, 1992). An important open question is how to pull the various  
563 context effects into a single process model of risky choice. One possibility is inspired by  
564 recent RL models that have attempted to integrate aspects of episodic memory (e.g.,  
565 Gershman & Daw, 2017). Exactly how to incorporate other context effects from the  
566 decision-making literature is not clear, but may require real-time integration mechanisms  
567 as in decision-field theory or the drift-diffusion model (Ratcliff & McKoon, 2008; Roe et  
568 al., 2001). Our work, however, suggests how important modeling context effects will be  
569 for creating a reliable model of human decision-making when learning from experience.

570

**References**

- 571 Anderson, J. R., & Bower, G. H. (1974). Interference in memory for multiple  
572 contexts. *Memory & Cognition*, 2, 509-514.
- 573 Barron, G., & Erev, I. (2003). Small feedback-based decisions and their limited  
574 correspondence to description-based decisions. *Journal of Behavioral Decision*  
575 *Making*, 16, 215–233.
- 576 Bavard, S., Lebreton, M., Khamassi, M., Coricelli, G., & Palminteri, S. (2018).  
577 Reference-point centering and range-adaptation enhance human reinforcement  
578 learning at the cost of irrational preferences. *Nature Communications*, 9, 4503.
- 579 Berger, J., Meredith, M., & Wheeler, S. C. (2008). Contextual priming: Where people  
580 vote affects how they vote. *Proceedings of the National Academy of Sciences*, 105,  
581 8846-8849.
- 582 Bornstein, A. M., Khaw, M. W., Shohamy, D., & Daw, N. D. (2017). Reminders of past  
583 choices bias decisions for reward in humans. *Nature Communications*, 8, 15958.
- 584 Denrell, J., & March, J. G. (2001). Adaptation as information restriction: The hot stove  
585 effect. *Organization Science*, 12, 523–538.
- 586 Epskamp, S., & Nuijten, M. B. (2016). statcheck: Extract statistics from articles and  
587 recompute p values. R package. <http://CRAN.R-project.org/package=statcheck>
- 588 Ezzyat, Y., & Davachi, L. (2014). Similarity breeds proximity: pattern similarity within  
589 and across contexts is related to later mnemonic judgments of temporal  
590 proximity. *Neuron*, 81, 1179-1189.
- 591 Gershman, S. J., & Daw, N. D. (2017). Reinforcement learning and episodic memory in  
592 humans and animals: An integrative framework. *Annual Review of Psychology*,

- 593           68, 101-128
- 594   Hertwig, R., Barron, G., Weber, E.U., & Erev, I. (2004). Decisions from experience and  
595           the effect of rare events in risky choice. *Psychological Science*, *15*, 534–539.
- 596   Hertwig, R., & Erev, I. (2009). The description-experience gap in risky choice. *Trends in*  
597           *Cognitive Sciences*, *13*, 517–523.
- 598   Howard, M. W., & Kahana, M. J. (2002). A distributed representation of temporal  
599           context. *Journal of Mathematical Psychology*, *46*, 269-299.
- 600   Huber, J., Payne, J. W., & Puto, C. (1982). Adding asymmetrically dominated  
601           alternatives: Violations of regularity and the similarity hypothesis. *Journal of*  
602           *Consumer Research*, *9*, 90-98.
- 603   Hupbach, A., Gomez, R., Hardt, O., & Nadel, L. (2007). Reconsolidation of episodic  
604           memories: A subtle reminder triggers integration of new information. *Learning &*  
605           *Memory*, *14*, 47-53.
- 606   Kahneman, D., & Tversky, A. (1979). Prospect theory: An analysis of decision under  
607           risk. *Econometrica*, *47*, 263-292.
- 608   Konstantinidis, E., Taylor, R. T., & Newell, B. R. (2018). Magnitude and incentives:  
609           revisiting the overweighting of extreme events in risky decisions from  
610           experience. *Psychonomic Bulletin & Review*, *25*(5), 1925-1933.
- 611   Kunar, M. A., Watson, D. G., Tsetsos, K., & Chater, N. (2017). The influence of  
612           attention on value integration. *Attention, Perception & Psychophysics*, *79*, 1615–  
613           1627.
- 614   Ludvig, E.A., Madan, C.R., & Spetch, M.L. (2014). Extreme outcomes sway risky  
615           decisions from experience. *Journal of Behavioral Decision Making*, *27*, 146–156.

- 616 Ludvig, E.A., Madan, C.R., & Spetch, M.L. (2015). Priming memories of past wins  
617 induces risk seeking. *Journal of Experimental Psychology: General*, *144*, 24-29.
- 618 Ludvig, E.A., & Spetch, M.L. (2011). Of black swans and tossed coins: Is the  
619 description-experience gap in risky choice limited to rare events? *PLOS ONE*, *6*,  
620 e20262.
- 621 Madan, C.R., Ludvig, E.A., & Spetch, M.L. (2014). Remembering the best and worst of  
622 times: Memories for extreme outcomes bias risky decisions. *Psychonomic Bulletin*  
623 *& Review*, *21*, 629–636.
- 624 Madan, C. R., Ludvig, E. A., & Spetch, M. L. (2019). Comparative inspiration: From  
625 puzzles with pigeons to novel discoveries with humans in risky choice.  
626 *Behavioural Processes*, *160*, 10-19.
- 627 Murty, V. P., FeldmanHall, O., Hunter, L. E., Phelps, E. A., & Davachi, L. (2016).  
628 Episodic memories predict adaptive value-based decision-making. *Journal of*  
629 *Experimental Psychology: General*, *145*, 548-558.
- 630 North, A. C., Hargreaves, D. J., & McKendrick, J. (1997). In-store music affects product  
631 choice. *Nature*, *390*, 132.
- 632 Pryor, B., Mendez, J. M., & Herrick, R. (2014). Let's be fair: Do polling locations prime  
633 votes? *Journal of Political Sciences & Public Affairs*, *2*, 3.
- 634 Rangel, A., & Clithero, J. A. (2012). Value normalization in decision making: theory and  
635 evidence. *Current Opinion in Neurobiology*, *22*, 970-981.
- 636 Ratcliff, R., & McKoon, G. (2008). The diffusion decision model: Theory and data for  
637 two-choice decision tasks. *Neural Computation*, *20*, 873-922.

- 638 Roe, R. M., Busemeyer, J. R., & Townsend, J. T. (2001). Multialternative decision field  
639 theory: A dynamic connectionist model of decision making. *Psychological*  
640 *Review*, *108*(2), 370-392.
- 641 Shafir, S., Waite, T. A., & Smith, B. H. (2002). Context-dependent violations of rational  
642 choice in honeybees (*Apis mellifera*) and gray jays (*Perisoreus*  
643 *canadensis*). *Behavioral Ecology and Sociobiology*, *51*, 180-187.
- 644 Shohamy, D., & Daw, N.D. (2015). Integrating memories to guide decisions. *Current*  
645 *Opinion in Behavioral Sciences*, *5*, 85-90.
- 646 Simonson, I. (1989). Choice based on reasons: The case of attraction and compromise  
647 effects. *Journal of Consumer Research*, *16*, 158-174.
- 648 Simonson, I., & Tversky, A. (1992). Choice in context: Tradeoff contrast and  
649 extremeness aversion. *Journal of Marketing Research*, *29*, 281-295.
- 650 Smith, S. M., Glenberg, A., & Bjork, R. A. (1978). Environmental context and human  
651 memory. *Memory & Cognition*, *6*, 342-353.
- 652 Spektor, M. S., Gluth, S., Fontanesi, L., & Rieskamp, J. (2019). How similarity between  
653 choice options affects decisions from experience: The accentuation-of-differences  
654 model. *Psychological Review*, *126*(1), 52-88.
- 655 Stark, S. M., Reagh, Z. M., Yassa, M. A., & Stark, C. E. (2018). What's in a context?  
656 Cautions, limitations, and potential paths forward. *Neuroscience Letters*, *680*, 77-  
657 87.
- 658 Stewart, N., Chater, N., & Brown, G. D. (2006). Decision by sampling. *Cognitive*  
659 *Psychology*, *53*(1), 1-26.



- 660 Stewart, N., Reimers, S., & Harris, A. J. (2015). On the origin of utility, weighting, and  
661 discounting functions: How they get their shapes and how to change their  
662 shapes. *Management Science*, *61*(3), 687-705.
- 663 Usher, M., Tsetsos, K., Glickman, M., & Chater, N. (2019). Selective Integration: An  
664 Attentional Theory of Choice Biases and Adaptive Choice. *Current Directions in*  
665 *Psychological Science*, *28*, 552-559.
- 666 Weber, E. U. & Johnson, E. J. (2006). Constructing preferences from memory. in *The*  
667 *Construction of Preference* (Eds. S. Lichtenstein & P. Slovic), pp. 397–  
668 410. Cambridge University Press.
- 669 Wulff, D. U., Mergenthaler, M., & Hertwig, R. (2018). A meta-analytic review of two  
670 modes of learning and the description–experience gap. *Psychological Bulletin*,  
671 *144*, 140-176.
- 672

673 **Supplemental Materials for: Encoding Context Determines Risky Choice**

674

675

**OVERVIEW**

676 These supplemental materials present two additional experiments that replicate and  
677 extend the two experiments presented in the main text. Both supplemental experiments  
678 dispense with the use of background images to distinguish the contexts. Table S1  
679 summarizes the methodological details and key results. Exp. S1 recreates Exp. 1 from the  
680 main text, except omits the background images and does not have distinct doors to  
681 represent the options with the same outcomes. The results show that some visual  
682 distinctiveness is necessary to create separate contexts, and temporal grouping alone is  
683 not sufficient. Exp. S2 replicates Exp. 2 from the main text, except omitting the  
684 background images; the doors, however, are visually different in the two contexts. In  
685 addition, the post-training test trials were different and placed the two sets of target  
686 choices (i.e., gains and low-value option pairs) in the same temporal context. Results  
687 exactly match the key results for Exp. 2, with local context driving the overweighting of  
688 extremes in memory and choice, and the effect being driven by the context at encoding.

689 As shown in Table S1, all experiments included the temporal grouping of  
690 alternating blocks of two option pairs during training. As such, based solely on the  
691 underlying temporal structure of all experiments (i.e., ignoring the visual features), all  
692 four experiments are identical. Exp. 1 and 2 had distinct backgrounds that served as  
693 visual signals for the current decision context. Exp. 1, 2, and S2 used distinct choice  
694 stimuli that could also visually signal the current context. These three experiments all  
695 demonstrated that the range of values experienced within a block dictated choice,

696 indicating that decision contexts were functionally distinct—which we refer to in Table  
 697 S1 as evidence of a local decision context. Removing both the background images and  
 698 the distinct choice stimuli, while still retaining temporal groupings of trial types,  
 699 eliminated the effects of local decision context on choice, and led to behavior consistent  
 700 with a global decision context.

701 Additionally, both Exp. 2 and S2 included test blocks at the end, where the choice  
 702 stimuli (doors) were presented in new contexts, either by using a mismatched background  
 703 image (Exp. 2) or by presenting choices involving a mix of doors used for the Gain and  
 704 Low-value option pairs (Exp. S2). In both cases, choices were congruent with the risky  
 705 choices during training, suggesting that people made choices according to the encoding  
 706 context, rather than retrieval context.

707

708 **Table S1. Details of methodology and primary results from the two main and two**  
 709 **supplemental experiments.**

	Exp. 1	Exp. 2	Exp. S1	Exp. S2
Method:				
Background Images	✓	✓	×	×
Temporal Grouping	✓	✓	✓	✓
Distinct Choice Stimuli	✓	✓	×	✓
Results:				
Global/Local	L	L	G	L
Encoding/Retrieval	-	E	-	E

710

711

## 712                   **EXPERIMENT S1: NECESSITY OF DISTINCT VISUAL CUES**

713   The context effects seen in Experiment 1 clearly indicated that participants were able to  
714   segregate contexts that were visually distinct (different background cues and visually  
715   distinct choice options) and temporally segregated by alternating blocks of decision sets.  
716   This experiment tested whether participants also discretize contexts based on the  
717   temporal structure of the blocks alone.

### 718                                           **Methods**

#### 719   *Participants*

720   A total of 155 participants (109 females; age [ $M \pm SD$ ] = 19.3 $\pm$ 2.4 years old) were drawn  
721   from the same participant pool at the University of Alberta, and all recruitment, consent,  
722   and payment procedures were the same as in Experiment 1.

#### 723   *Procedure*

724           The structure of the experiment was identical to that in Experiment 1, but there  
725   were no visual cues to differentiate between the two choice contexts. Instead all choices  
726   were presented against a uniform gray background. Moreover, all choice stimuli were  
727   doors, and the same two target doors served as the gain doors in the gain/loss context and  
728   the low-value doors in the high/low context. The number and composition of trials in  
729   each block, and the procedural details of each trial were the same as in Experiment 1.  
730   Three participants were excluded because they scored less than 60% on the catch trials,  
731   leaving 152 participants for the main analyses. After the last block of choice trials, recall  
732   and frequency memory tests were conducted with the six doors.

733

734

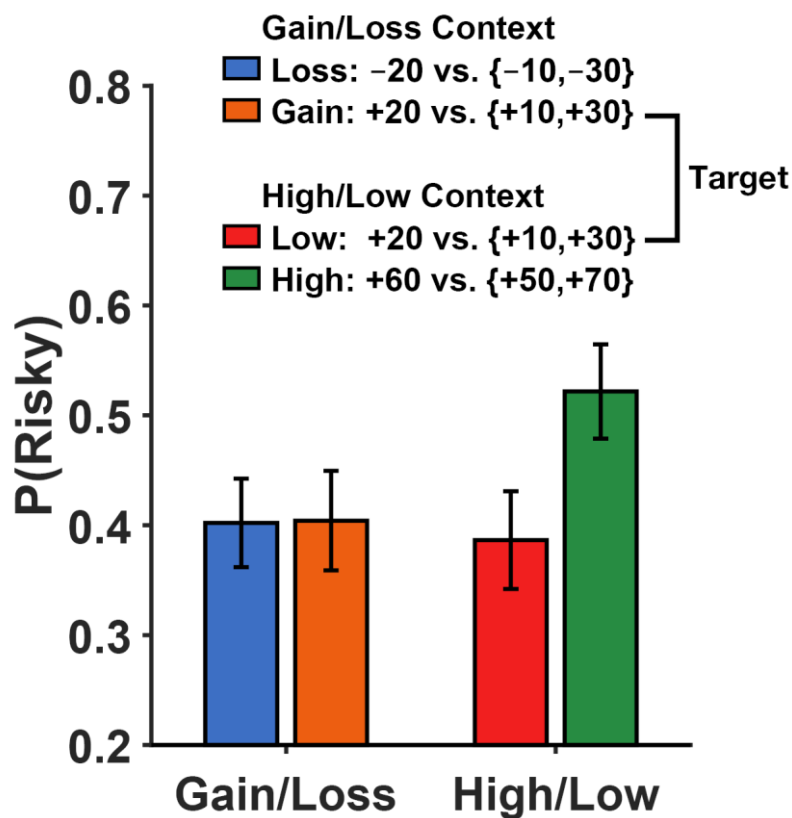
735

**Results**736 *Risky choice*

737 Figure S1 shows the mean proportion of risky choices for each option pair. In the blocks

738 with gain and loss choices, participants were only  $0.2 \pm 4.6\%$  [ $M \pm 95\% C.I.$ ] more risk739 seeking for gains than losses [ $t(151) = 0.09, p = .93, \text{Cohen's } d = 0.01$ ]. In the blocks with740 high and low-value gains, however, participants were  $13.5 \pm 5.3\%$  more risk seeking for741 high-value than low-value options [ $t(151) = 5.08, p < .001, d = 0.41$ ].

742 Critically, risky choices for the target decisions (+20 versus +10/+30) were only

743  $1.8 \pm 2.5\%$  higher on Gain/Loss blocks than on High/Low blocks [ $t(151) = 1.37, p = .17,$ 744  $d = 0.11$ ].

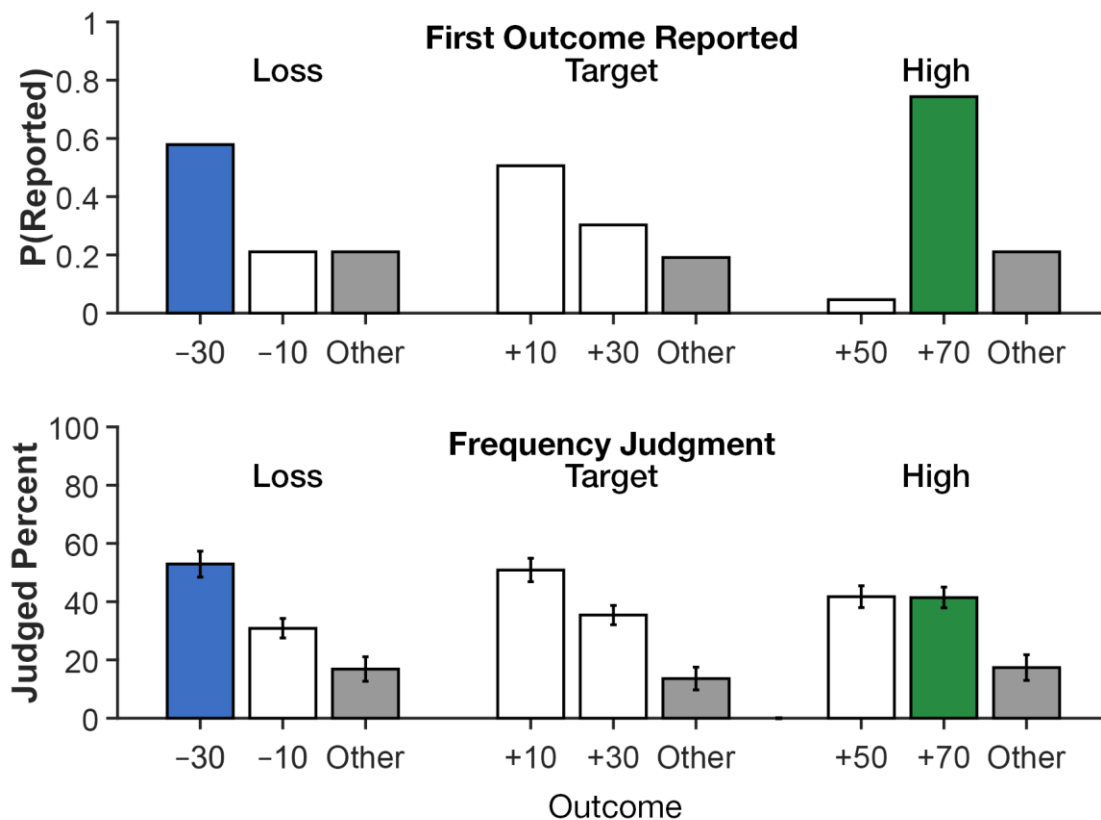
745

746 **Figure S1. Proportion of risky choices for each option pair and their respective**

747 **decision context, averaged across the last block in each context for Experiment S1.**  
 748 **Error bars represent 95% confidence intervals.**  
 749

750 *Memory tests*

751 For the recall tests, participants were more likely to report the lowest value for the risky  
 752 loss door and for the risky target door and to report the higher outcome for the risky high-  
 753 value door [ $\chi^2(1) = 26.1, 7.81, \text{ and } 96.6$ , all  $ps < .01$ ], as shown in Figure S2. In the  
 754 frequency-judgment test, participants reported that the lower-valued outcome occurred  
 755 more often for the risky loss door [ $t(142) = 6.49, p < .001, d = 0.54$ ] and for the risky target  
 756 door [ $t(142) = 4.72, p < .001, d = 0.40$ ], but there were no reliable differences in judged  
 757 percent of the two outcomes for the high-value risky door [ $t(146) = 0.09, p = .93, d = 0.01$ ].



758 **Figure S2. Results of the two memory tests for each decision in Experiment S1.**  
 759 **Coloured bars are global extreme outcomes and white bars are non-extremes. The**  
 760 **colour code matches the conditions in previous figures (Blue = Loss; Green = High).**  
 761

762 **Error bars represent 95% confidence intervals.**

763

764

765

### **Discussion**

766 The alternating block structure of the two decision sets was not sufficient to induce a

767 local context for choice when no visual cues indicated the change in context. In

768 particular, unlike in Experiment 1, risky choice on the target choices did not differ

769 depending on whether they were presented in blocks with losses or in blocks with higher

770 value gains. Thus, visually distinguishing the contexts, either by choice stimuli or

771 background effects seems necessary for these context-dependent biases.

772

### **EXPERIMENT S2: ROLE OF BACKGROUND IN DETERMINING CONTEXT**

774 Experiment S1 showed that the alternation of decision sets, without any distinctive cues

775 to signal the context change, was not sufficient for discretization of the contexts. Here we

776 removed the distinct background cues as in Experiment S1 but provided visually distinct

777 choice options for the target decisions in the two decision contexts.

778 If visually-distinct but functionally identical choice options acquired different

779 values as a result of grouping with other options, risk preference should show local

780 context effects as seen in Experiments 1 and 2. If, however, the background image is

781 required to segregate the contexts, then risk preferences for the target decisions should

782 not differ between contexts. As in Experiment 2, probe tests were conducted in an altered

783 context to assess whether biases were based on encoding or retrieval.

784 The sample size, methods, hypotheses, and analyses for the experiment were

785 preregistered on the Open Science Framework (<https://osf.io/gt4rc/>).

786

787

**Methods**788 *Participants*

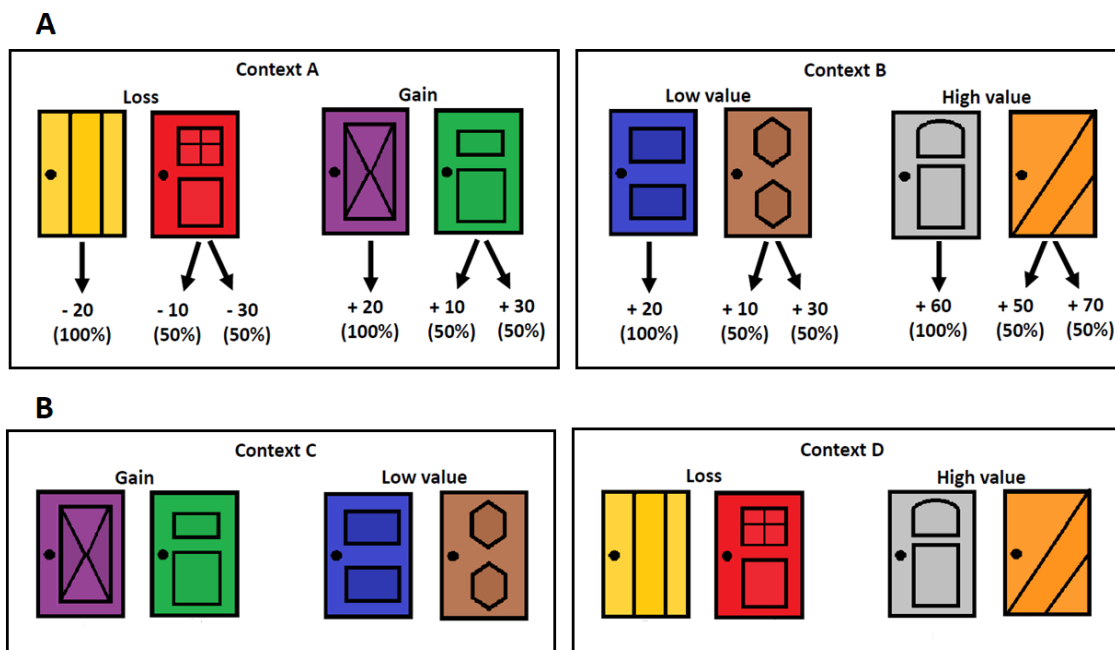
789 A total of 106 participants (71 female; age [ $M \pm SD$ ] = 25.1 $\pm$ 4.9 years old) from the  
790 University of Warwick were recruited using the SONA online sign-up system and  
791 provided informed consent. Participants were paid an honorarium of £4 (UK pounds)  
792 along with a cash bonus for participating. Participants were paid £1 for every 200 points  
793 after the first 8000 points earned, up to a maximum bonus of £3. Participants were  
794 instructed in groups of up to 12. All participants scored more than 60% overall on the  
795 catch trials and were retained in the main analysis. Procedures were approved by the  
796 Warwick Psychology Research Ethics Committee.

797

798 *Procedure*

799 The experimental design was similar to Experiment 2, except that for all blocks, choice  
800 stimuli were presented against a uniform white background, rather than distinct images.  
801 Door images always appeared on a white background screen (Figure S3) and clicking a  
802 door led to feedback (points awarded or deducted) for one second before a button saying  
803 *NEXT* appeared. Pressing the “Next” button started an inter-trial interval which varied  
804 randomly from one to two seconds and provided a uniform white screen. The  
805 accumulated points were shown at the end of each block rather than at the end of each  
806 trial.





807  
 808 **Figure S3. Choice stimuli used in Experiment S2. (A) Set of options in Context A**  
 809 **(Gain/Loss) and Context B (High/Low) in the training phase. (B) Set of options in**  
 810 **Context C and Context D in the test phase. The association between door and**  
 811 **outcome was randomized across participants but remained constant within**  
 812 **participants. Note that there were no distinct visual stimuli indicating the contexts**  
 813 **apart from the doors/options themselves.**

814

815 The eight visually distinct doors were randomly associated with the set of  
 816 outcomes shown in Figure S1, but the assignment was constant for a given individual. As  
 817 in Experiment 2, the training phase contained 6 blocks with alternating decision sets. The  
 818 first two blocks of the training phase had 56 trials consisting of 32 *decision trials*, 16  
 819 *catch trials*, and 8 *single-choice trials*. The following 4 blocks of the training phase had  
 820 48 trials and had the same structure except that there were no *single-choice trials*.

821 Training was followed by two blocks of test trials, each with 32 trials. In the test  
 822 phase, the contexts were switched as illustrated in Figure S3 by changing which decisions  
 823 were present in which context. Context C contained choices between the fixed gain (+20)  
 824 and the risky gain (+10 or +30) and between the fixed low-value (+20), and the risky

825 low-value (+10 or +30) options<sup>1</sup>. Context D contained choices between the fixed loss (-  
826 20) against the risky loss (-30 or -10) and between the fixed high-value (+60) and the  
827 risky high-value (+50 or +70) options. Each context consisted of one block of 32 trials  
828 (16 trials of each choice). Participants did not receive feedback after their selections in  
829 the test trials, but they were informed that the outcomes of their choices would continue  
830 to contribute to their accumulated bonuses.

831         After the choice task, participants completed two memory tests that were the same  
832 as in Experiments 1 and 2 with the following exceptions. For the recall test, they had to  
833 select a bullet option to indicated whether the outcome was positive or negative in  
834 addition to typing the value of the recalled outcome. An error message appeared if a  
835 bullet option was not selected or a non-numeric character was typed.

836         For the frequency-judgement test, each door image was shown together with a  
837 3x3 matrix consisting of all outcomes from the experiment in ascending order. Each  
838 outcome value was paired with a blank space where participants reported their answers.  
839 Participants were instructed to type the judged percent frequency of each outcome for the  
840 displayed door image, and they were advised that all blank spaces would be considered as  
841 zero. The task only continued if the sum of their responses for a given door totaled to  
842 100.

#### 843 *Hypotheses and Preregistered Data Analysis*

844 As stated in the preregistration, the main hypotheses were:

---

<sup>1</sup> This design differed from the pre-registered plan which was to put the high-value and gain options in one context and the low-value and loss options in a second context (a full cross-over). Instead, the gain and low-value options (which have the same values) were placed in the same context. This altered design still allows testing of the core hypotheses, but is perhaps a less stringent test than initially planned. The hypotheses were adjusted slightly from the pre-registration to account for this shifted design, but the same, planned statistical tests were run.

845           1. The *Context-Replication Hypothesis* predicts that extreme outcomes in each  
846 context would be overweighted, leading to greater risky choice for the highest value  
847 options in each context. This hypothesis was assessed through one-tailed paired *t*-tests on  
848 risky choice for the higher value and lower value options during the final block of the  
849 training trials in each context. Risky choice for the target choice (+20 vs. +10/+30) in the  
850 two contexts was also compared. This hypothesis predicts more risk-seeking in Context  
851 A (where the target was the higher value choice in the set) than in Context B (where the  
852 target was the lower value choice in the set).

853           2. The *Encoding Hypothesis* predicts that context effects on choice are based on  
854 the encoding context of each option. As a result, the pattern of choice in the test phase  
855 should be the same as the pattern in the last block of the training phase for the same  
856 decision sets. This was assessed with the same 3 one-tailed paired *t*-tests on choices  
857 during the test phase.

858           3. The *Retrieval Hypothesis* supposes that context effects on choice are based on  
859 the retrieval context at the time of choice. As a result, the pattern of choice in the test  
860 phase (which presents options in a different context from training), should differ from the  
861 pattern of choice seen at the end of the training phase. Specifically, people should be less  
862 risk-seeking for the gain choice and more risk-seeking for the low-value choice during  
863 testing (with similar levels for both choices). This prediction was assessed with a two-  
864 way repeated-measures ANOVA (Choice [Gain vs. Low value] by Context [Training vs.  
865 Test]), with a predicted interaction between the two variables. Contrary to the encoding

866 hypothesis (above), the retrieval hypothesis predicts no reliable difference between gain  
867 and low-value choices, when they were both tested in the same context (i.e., Context C)<sup>2</sup>.

868 4. The *Noise Hypothesis* supposes that a context shift will lead to more random  
869 choices. As a result, choice should shift toward indifference whenever doors are tested  
870 outside their training context (i.e., Context C and Context D). This was tested by  
871 calculating, for each participant, whether risky choice was closer to 50% in the novel  
872 context than at the end of training. A one-sample t-test was employed to test for reliable  
873 differences from 0%.

874

875

## Results

876 *Risky choice*

877 Figure S4 shows risky choice for the higher and lower-value options in the four contexts.  
878 In the Gain/Loss context, participants were on average  $8.7 \pm 6.4\%$  [ $M \pm 95\% C.I.$ ] more risk  
879 seeking for gains than for losses [ $t(105) = 2.65, p = .005, d = 0.29$ ]. In the High/Low context,  
880 participants were  $14.6 \pm 6.2\%$  more risk-seeking for the high-value than for the low-value  
881 decision [ $t(105) = 4.60, p < .001, d = 0.46$ ].

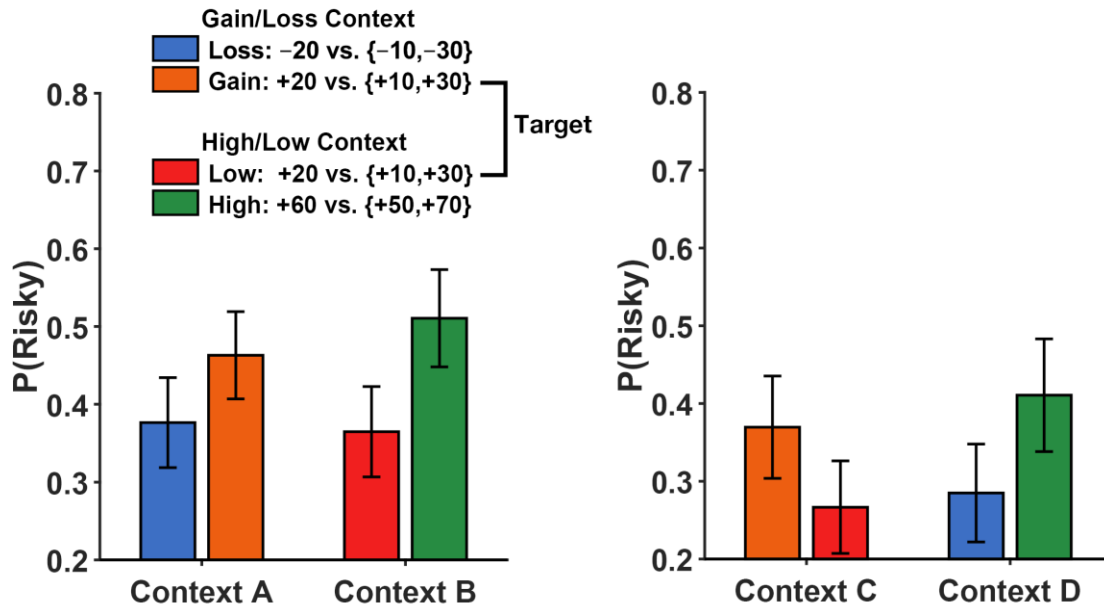
882 As in Exp 1 and Exp 2 in the main text, participants demonstrated significantly  
883 different risk preferences for the target choices in the two contexts. Participants were  
884  $9.8 \pm 6.1\%$  more risk-seeking for the target choice in the Gain/Loss context than in the  
885 High/Low context [ $t(105) = 3.15, p = .001, d = 0.33$ ], as highlighted in Figure S4. These  
886 results replicate the context effects seen in Exp. 1 and Exp. 2 and reveal that participants

---

<sup>2</sup> The pre-registration incorrectly states that the main effect of “Context” could be used to evaluate this hypothesis when this main effect actually indicates a shift in overall risk preference **from training to test**. It is the interaction between “Context” and “Choice” that could provide support for the Retrieval Hypothesis.

887 can discretize distinct decision contexts even without a background image to cue the  
 888 context change.

889



890

891 **Figure S4. Proportion of risky choices for each decision set and their respective**  
 892 **decision context, averaged across the last block in each context for Experiment S2.**  
 893 **Error bars represent 95% confidence intervals.**

894

895 *Test blocks*

896 During the test phase, the options were intermixed, and participants completed the choice

897 task without feedback. Figure S4 shows how, for the choices trained in the Gain/Loss

898 context, participants were still  $8.5 \pm 7.9\%$  more risk seeking for gains than for losses

899 [ $t(105)=2.14, p=.017, d=0.25$ ]. For the choices trained in the High/Low context,

900 participants were still  $14.4 \pm 7.6\%$  more risk-seeking for the high-value gamble than for

901 the low-value gamble [ $t(105)=3.69, p<.001, d=0.46$ ]. The two target choices both

902 appeared in Context C, yet people choose differently for each pairing despite their

903 outcome equivalence. Similar to the training phase, they were  $10.3 \pm 6.1\%$  more risk-

904 seeking for the target choice trained in the gain/loss context than for the target choice

905 trained in the high/low value context [ $t(105)=3.32, p<.001, d=0.31$ ]. These results  
 906 support the Encoding Hypothesis and are inconsistent with the Retrieval Hypothesis. A  
 907 two-way ANOVA confirmed a main effect of Choice [ $F(1,105)=14.3, p<.001, \eta_p^2=.12$ ],  
 908 an effect of Context [ $F(1,105)=34.6, p<.001, \eta_p^2=.25$ ] whereby people were more risk  
 909 averse overall during the test context, and no interaction [ $F(1,105)=0.015, p=.90,$   
 910  $\eta_p^2=.00$ ]. These data support the notion that the encoding context is more important than  
 911 the retrieval context in determining choice.

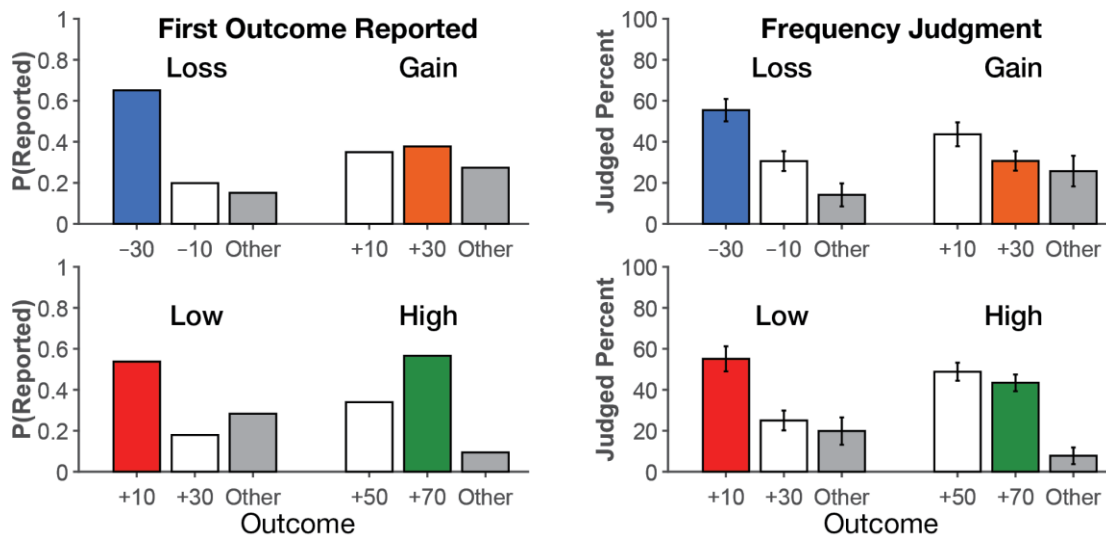
912 We further examined if participants' average risky choices in the test phase  
 913 tended towards indifference. At the individual-choice level, for the gain target choices,  
 914 people were on average of  $8.4\pm 3.2\%$  *further* from indifference during the test  
 915 [ $t(105)=4.01, p<.001, d=0.39$ ], and for the low-value target choices, people were  
 916  $6.6\pm 3.2\%$  further from indifference [ $t(105)=5.22, p<.001, d=0.51$ ]. These results firmly  
 917 invalidate the noise hypothesis.

#### 918 *Memory tests*

919 **Error! Reference source not found.** shows the average responses for the first outcome  
 920 reported for each option. The results show context-dependent overweighting of the  
 921 extreme loss and low-value outcomes. In the first-outcome-reported test, for both the loss  
 922 and low-value options, participants were significantly more likely to report the worse  
 923 value ( $-30$  and  $+10$ , respectively) [Loss:  $\chi^2(1, N=93)=23.75, p<.001$ ; Low:  
 924  $\chi^2(1, N=77)=19.75, p<.001$ ]. The difference in reporting of outcomes was not significant  
 925 for the gain option [ $\chi^2(1, N=79)=0.013, p=.91$ ], but for the high-value option, the upper  
 926 extreme ( $+70$ ) was moderately more likely to be reported than the non-extreme high-  
 927 value outcome ( $+50$ ) [ $\chi^2(1, N=98)=4.94, p=.03$ ].

928 **Error! Reference source not found.** also illustrates participants' mean judged  
 929 frequencies for each option. The frequency-judgment test also showed a context-  
 930 dependent bias in which people reported higher percentages for the worse outcome for  
 931 the loss and low-value options [Loss:  $t(105)=5.64, p<.001, d=0.92$ ; Low:  $t(105)=6.72,$   
 932  $p<.001, d=1.04$ ]. For the gain option, the lower value was judged as more frequent  
 933 [ $t(105)=3.36, p=.001, d=0.47$ ], but there was no reliable difference in judged percent for  
 934 the outcomes of the high-value option [ $t(105)=1.43, p=.155, d=0.24$ ].

935 Thus, by both memory measures, participants showed consistent biases toward the  
 936 extreme lower-value outcomes experienced within each training context, but they did not  
 937 show consistent biases toward the extreme higher-value outcomes.



938

939 **Figure S5. Results of the two memory tests for each decision context in Experiment**  
 940 **S2. Participants were more likely to report the extreme outcomes first and judged**  
 941 **the lowest outcome in each context as having occurred most frequently. Coloured**  
 942 **bars are local extreme outcomes, and white bars are non-extremes. The colour code**  
 943 **matches the conditions in previous figures (Blue = Loss; Orange = Gain; Red =**  
 944 **Low; Green = High). Error bars represent 95% confidence intervals.**  
 945

946

947

**Discussion**

948

949

950

951

952

953

954

955

956

957

958

959

960

961

962

963

964

965

966

The choice results show that options providing the same outcomes acquired different values depending on their grouping with other outcomes and that visually distinct backgrounds are not necessary for this context effect. Participants were more risk-seeking for the higher-value options from each context, and they were more risk-seeking for the target choice when it was presented with losses (Context A) than when that same target choice was presented with higher value outcomes (Context B). The recall tests also provided some support for the difference in perception of the same choice in different contexts. In particular, for the risky target option, participants were more likely to recall the +10 outcome than the +30 outcome for doors trained in Context B (where +10 was the lowest outcome in the decision set), whereas they did not show higher recall of +10 than +30 for doors trained in Context A (where it was not an extreme outcome).

The context shift test results support the conclusions of Experiment 2 that context alters choice by influencing the encoding process. During tests in which the arrangement of the options changed and feedback was unavailable, participants continued to be more risk-seeking for target options trained in contexts with other lower-value outcomes. If the effects were due to retrieval, participants would have had equal risk preferences for options with the same outcomes (+20 versus +10/+30) during the test phase because they would have remembered the outcomes from each option according to the context during retrieval.