



Nagendra S., Kumar B. S., Kiran A. V., Ramanjaneyalu C., Nagamani K. (2020). Quantification of execution and emission efficiency of a fueled diesel engine. *Journal of Engineering Sciences*, Vol. 7(1), pp. G15–G20, doi: 10.21272/jes.2020.7(1).g3

Quantification of Execution and Emission Efficiency of a Fueled Diesel Engine

Nagendra S.¹, Kumar B. S.¹, Kiran A. V.², Ramanjaneyalu C.¹, Nagamani K.¹

¹ Annamacharya Institute of Technology and Science, 501512 Telangana, India;

² Sri Venkateswara University, 517502 Andhra Pradesh, India

Article info:

Paper received: March 26, 2020
 The final version of the paper received: June 3, 2020
 Paper accepted online: June 17, 2020

*Corresponding email:

nags150612@gmail.com

Abstract. A significant portion of the automobile and industrial sector is mostly dependent on the running of diesel engines as it is efficient and shifts a large of the goods around the globe and power various equipment. Also, as the use of energy as diesel fuel is increasing enormously with the expansion of industrial growth, diversification, this led to the accelerating global emissions, global climatic change, health issues, and exhaustion of fuels. To succumb this, alternative fuel is needed to fight against the ill effects and as a replacement to diesel fuel. Thus, vegetable oils as alternative fuels are drawing more attention as they are renewable and do not address the problem of greenhouse gas. In the present work, the cottonseed oil was chosen as the favorite among the vegetable oils due to its advantages like less pollutant level, excessive availability, etc. The transesterification process was used to produce the cottonseed oil biodiesel. This research aims to investigate efficiency, emission characteristics by using smooth diesel, cottonseed oil, and mixtures with varying composition from 20 % to 80 % in 20 % steps to identify sustainable fuel as a substitute for existing fuel and to overcome fuel demand and enviro effects. This test was conducted on single-cylinder four-stroke water-cooled diesel engines. From the results, it was revealed that cottonseed oil and its blends have a significant influence on performance and emission characters.

Keywords: water-cooled diesel engine, emission character, cottonseed oil, sustainable fuel.

1 Introduction

Biodiesels are separated from plants or creatures and comprising of long-chain unsaturated fat esters. It is typically arranged by substance respond lipids like creature fat, soybean oil, or some other vegetable oil with a liquor, delivering a methyl, ethyl, or propyl ester. Late logical, cultural, and biological changes are compelling the new quest for potential powers for both eatable and non-

gives it great bend qualities. [1]. S. Nagendra et.al. Talked about on the Four Stroke CI Engine execution breaks down utilizing Bio-Diesel. The motor was tried utilizing two distinctive cottonseed oil oils and methyl esters dependent on coconut, mixed independently with diesel. The motor's warm effectiveness is nearly higher when joined with coconut oil and expanded by 5.3 % contrasted with cottonseed oil and joined with coconut and cottonseed oils by 26.3 %. It is seen that the motor effectiveness of the contrasted with different nut and cottonseed oils

This bio fills can be utilized in low-rate mixes with basic powers and can be administered through the enduring framework.

S. Nagendra et al. accomplished their test work by utilizing coconut oil and cottonseed oil mixed with diesel and Combustion Products Analysis to discover the diesel motor yield. The mixes of these elective powers and diesel differing extents are utilized to control the motor, and significant changes in motor effectiveness and discharge attributes are watched. Thinking about the warm effectiveness, the cottonseed oil blend (B50) is best as it

[2].

2 Literature Review

Basavaraj M. Shrigiri et al. investigated the cotton seed methyl esters and neem kernel methyl esters as option biodiesels utilized in low warmth dismissal motors (LHR) to build the warmth in the burning chamber by the warm obstruction coatings. By the trial examinations creator see that at greatest burden the brake warm proficiency is lower by 5.9 % and 7.1 % and BSFC is expanded by 28.6 % and

10.7 % for CSOME and NKOME in LHR motor, separately when separate with standard diesel fuel utilized in ordinary motor [3].

Dominic Okechukwu Onukwuli et al. Conduct their trial concentrate on four-stroke diesel motor cottonseed oil with methanol and potassium hydroxide. Such controlled factors were arranged utilizing the reaction surface techniques (RSM) and the fluctuation investigation (ANOVA). The difference test (ANOVA) indicated that the result was worthy. Likewise, the higher pace of change was cultivated by mounting both temperature and KOH fixation, and time does not seem to have any considerable impact. The test brings about the ideal condition as follows: methanol/oil molar proportion, 6:1; temperature, 550 °C; time, 60 min; centralization of impetus, 0.6 %. Approved with the genuine, biodiesel yield in 96 % [4].

E. I. Bello et al. discussed the soxhlet extraction technique for cottonseed and gave an oil substance of 20.2 %. Primer investigation gave low free unsaturated fat worth, and, in this manner, it was transesterified without pretreatment utilizing methanol and sodium hydroxide as an impetus. HP 6890 Gas Chromatography analyzer determined the unsaturated fat profile and indicated that the oil was 89.5 % unsaturated. The oil and biodiesel have been described, and the biodiesel properties are near those of gas, and it has been reasoned that it tends to be utilized as an elective fuel for diesel motors. The high cetane number of 89.5 would make it increasingly compelling for the motor to consume the fuel with decreased dangerous fumes discharges [5].

Syed Ameer Basha et al. discussed an investigation on the development, ignition, outflows, and proficiency of biodiesel, this examination depends on reports from around 130 researchers who announced their discoveries somewhere in the range of 1980 and 2008. Biodiesel is outstanding amongst other accessible choices for satisfying the world vitality need. It announced more than 350 oil-bearing harvests, some of which were considered as conceivable elective diesel motor energizes as it were. The specialists and researchers performed tests utilizing various oils and their diesel mixes. Biodiesel burning qualities have been accounted for to be like diesel, and mixes have been seen as shorter start delay, higher start temperature, higher strain to light, and warmth discharge max. It was discovered that the motor force yield is equivalent to that of diesel fuel. It further noticed that the base impetuses are more remarkable than corrosive impetuses and compounds [6].

Gopinath Damodaran et al. discussed a similar investigation of a rice grain, neem, cottonseed biodiesels to decide motor proficiency parameters and diesel motor outflow characteristics. Both three biodiesel mixes diminished the warm brake effectiveness and raised the temperature of the fumes gas of a solitary chamber diesel motor. They decreased discharges of CO, hydrocarbons, and smoke however expanded outflows of NO_x. The biodiesels gave preferred ignition properties over diesel. For all the biodiesel mixes tried, rice grain oil biodiesel generally decreased CO and hydrocarbon outflows, yet at the expense of NO_x discharges. CO, HC, and smoke

outflows dropped as the level of unsaturated expanded, Whereas NO_x discharges expanded with the level of in immersion expanded [7].

M. Leenus Jesu Martin et al. experimental examinations on effect of fuel gulf temperature on the organization and proficiency of the cotton oil diesel blend in a DI diesel motor. Test outcomes show a slight improvement in the motor's brake warm yield, as the mix's fuel channel temperature and the measure of diesel in the mix improvement. For preheated CSO and diesel blend of 40 %, it ascends from 28 % to a high of 30 %. The motor's emanations of smoke, carbon monoxide (CO) and unburnt hydrocarbons (HC) are likewise lower with the preheated mixes. Diminishes smoke outflows from 3.9 Bosch smoke unit (BSU) to 3.5 Bosch smoke unit (BSU), which is fundamentally the same as 3.4 diesel smoke esteem. Heat discharge levels recommended that the pace of burning with preheated blends had expanded. For the greatest preheated mix, the chamber top weight ascends from 70.4 bar to 72.5 bar (60 % CSO and 40 % diesel at 343 K). It was found from the motor test outcomes that 60 % of cottonseed oil at 343 K can be supplanted with diesel [8].

Also, M. Leenus Jesu Martin et al. experimentally examined the effect of fuel gulf temperature on the organization and proficiency of the cotton oil. Md. Nurun Nabi et al. found productivity parameters and emanation profiles utilizing cottonseed oil to lead exploratory examinations on diesel motors. Be that as it may, this paper proposes ideal conditions for biodiesel creation. Within sight of 0.5 % sodium hydroxide, a limit of 77 % biodiesel was produced with 20 % methanol. The motor test discoveries demonstrated that for all biodiesel blends, the fumes outflows, including carbon monoxide (CO) particulate issue (PM) and smoke discharges, were diminished. By the by, a little ascent in nitrogen oxides (NO_x) discharges for biodiesel blends were watched [9].

M. Santhosh et al. discussed experimental investigations on VCR engines fuelled with cotton oil methyl ester mixed with diesel to evaluate engine efficiency parameters, combustion characteristics, and emission parameters; analyzes showed that heat release rate and cylinder pressure for diesel were higher than COME mixtures. At the full load condition, greater BTE is obtained. For blend B15, the higher BTE and lower SFC are obtained as 42.2 %, and 0.2 kg/(kW·h) at a brake means efficient pressure of 4.64 bar [10].

R. Senthilraja et al. discussed the test effectiveness, burning, and emanation parameters examinations with a double fuel motor with diesel ethanol cottonseed oil Methyl ester mixes and Compressed Natural Gas (CNG) as fuel. Expanding motor burden helped oil-and fuel blend HC emanations. As CNG is applied, the discharge of HC diminishes with an expanded burden for fuel mixes. Though with expanding motor burden, the NO_x outflows increment. When contrasted and base diesel fuel, fuel mix with CNG diminished NO_x for all motor burden. Rising motor burden expanded radiating smoke. In burning, the various blends delivered the equivalent or practically identical chamber pressure with diesel fuel with 0 %, 10 % and 20 % of CNG. The D60E20CSOME20CNG 10 %

blend, D40E30CSOME30CNG 10 % diminished pinnacle pressure in the chamber contrasted with diesel fuel and other CNG blends equal to diesel fuel [11].

Duple Sinha et al. discussed cottonseed oil yield utilizing minimal effort Catalyst and discovering motor effectiveness and discharge attributes, ideal conditions were seen as 1:12 oil/methanol molar proportion, 3 % wt. impetus stacking. Cotton cooking oil was utilized to deliver 92 % biodiesel. The diesel Brake warm yield was 28 % (100 %) at full burden. Biodiesel fuel mixes (B10 and B20) had a typical fuel utilization of 0.34 kg/(kW·h) and 0.38 kg/(kW·h), separately. The biodiesel mixes B10 and B20 brought about generously improved discharge qualities with lower unburnt HC, CO emanations and customary diesel fuel alternatives [12].

T. Eevera et al. discussed an attainable wellspring of oil to deliver cottonseed oil for the utilization of biodiesel in diesel motors. The creator will inspect that the ideal grouping of the impetus, the measure of methanol utilized per liter of oil, the response time is taken, and the temperature was found. The impact of this biodiesel has been concentrated on motor parameters, specifically fuel utilization, electrical effectiveness, lower warming worth, and motor speed. It has been shown unmistakably that the methyl esters dependent on cotton oil can be created without noteworthy difficulties. The biodiesel speed and strain guidelines under the survey is like diesel [13].

B. Murali Krishna et al. discussed the qualities and effectiveness of cotton seed oil-diesel mixes as a pressure start motor fuel. The creator utilized diesel and CSO oil fuel mix 10 % from the test study, 30 %, 50 %, and 70 % were utilized to lead motor proficiency and smoke discharge tests at different heaps of 0 %, 20 %, 40 %, 60 %, 80 %, and 100 % full burden, notwithstanding their straight CSO and diesel fuel. The CSO10D90 mix fuel recorded a 3.7 % decline in BSFC from the trial tests, a 1.7 % expansion in BTE, a 6.7 % expansion in ME, and a 21.7 % decrease in smoke emanations contrasted and conventional diesel motors. The creator presumed that CSO10D90 could be utilized promptly in CI motors with no noteworthy motor adjustments as it demonstrated great effectiveness and diminished emanations contrasted with every single other fuel tried for the whole motor activity contrasted with diesel [14].

Allen Jeffrey et al. investigated that the cottonseed oil diesel motor examinations alongside the LPG are siphoned into the diesel motor tank. The creator reasoned that the cottonseed oil alongside LPG gives the motor better yield and effectiveness and noticed that the discharges are likewise diminished [15].

From the above discussions made by the different authors by using the biodiesels of cotton seed ester oils, that the main aim is to minimize the exhaust emissions and to maximize the engine performance parameters for the four-stroke compression ignition engine.

In this paper, the experimental investigations carried out by the cottonseed ester oils of different proportions along with pure diesel, 20 %, 40 %, 60 %, and 80 % in order to make suitable alternate fuel for the engines.

3 Research Methodology

The experimental investigations carried out on a four-stroke single-cylinder 5 HP water-cooled diesel engine (Figure 1) at 1500 rpm.



Figure 1 – Experimental setup

The loads will be applied by the electrical method, which is coupled with the diesel engine. The rpm was indicated by the digital meter to identify the engine speed while applying loads. A burette is used to count the flow of the fuel with the help of a stopwatch. The engine specifications were listed below in Table 1.

Table 1 – Engine specifications

Item	Specification
Engine	Kirloskar diesel engine
Coefficient of discharge	0.65
Number of cylinders	1
Compression ratio	16.5:1
Orifice diameter	20mm
Maximum H.P	5H.P
Stroke	110mm
Bore	80mm
Type	Water Cooled
Maximum load of engine	20.45 Amps

By using the crank, the engine will starts, then at no load condition by collecting the data, i.e., by noticing the engine rpm, time is taken for the fuel consumption with the help of stopwatch, by noticing the different temperatures at different points, the same procedure will be repeated by applying the different loads on the engine. The same procedure will be repeated on the same engine with biodiesel blends. Finally, at the exhaust manifold by collecting exhaust emissions like HC, CO, NO_x, etc., at different loads, at different biodiesel and pure diesel with the help of five gas analyzer. All the data will be collected and plot he graphs at different conditions, which re shown below.

Research work will be carried out on four strokes single-cylinder water-cooled 5 HP diesel engine. The results will be noticed at different loads, for pure diesel and biodiesel. The results like η_{mech} , η_{vol} , η_{bth} , BSFC, emissions like HC, CO, NO_x, will be plotted in graphs by showing

the maximize and minimize of the results. The results obtained by experimental setup, a brief discussion will be given below by following three steps:

- 1) fuel characteristics;
- 2) engine performance;
- 3) emission performance.

4 Results and Discussion

4.1 Fuel characteristics

The fuel characteristics are presented in Table 2.

Table 2 – Properties of the fuel

Fuel	Type	Flash point, °C	Fire point, °C	Kinematic viscosity	specific gravity	Calorific value
Pure diesel	D100	42	46	1.367	0.85	41800
Bio diesel	B20	49	51	1.624	0.85	40012
	B40	51	54	1.79	0.89	40133
	B60	52	57	2.038	0.92	40146
	B80	54	58	3.288	0.95	40205
	B100	246	275	27.87	0.85	40266

From the above table, the properties of fuel carried out for the experimental setup for pure diesel and biodiesel.

4.2 Engine performance

Parameters of the engine performance are presented in Figures 2–5.

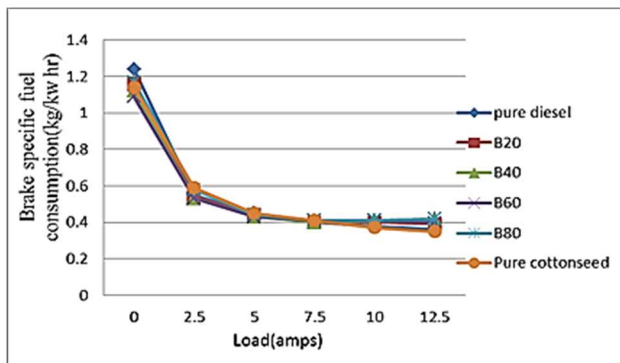


Figure 2 – Load vs. brake specific fuel consumption

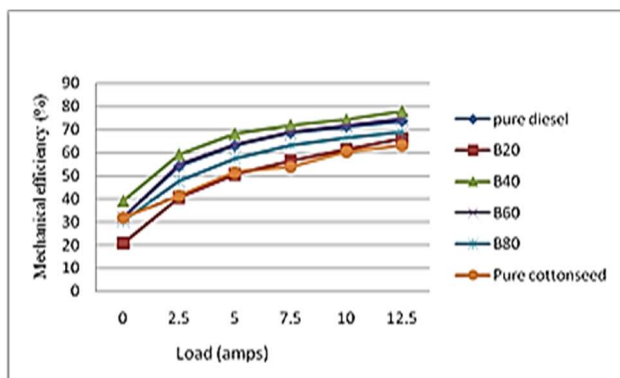


Figure 3 – Load vs. mechanical efficiency

Figure 2 shows that as load increases, brake specific fuel consumption decrease. When compared with pure diesel and B20, B40, B60, B80, B100, the biodiesel B20 gives at a specific load; the BSFC is 1.5 % is decreased.

Figure 3 shows that as load increases, mechanical efficiency will maximize. When compared with pure diesel and B20, B40, B60, B80, B100, the biodiesel B20 give at specific load, the mechanical efficiency is 2.6 % is increased.

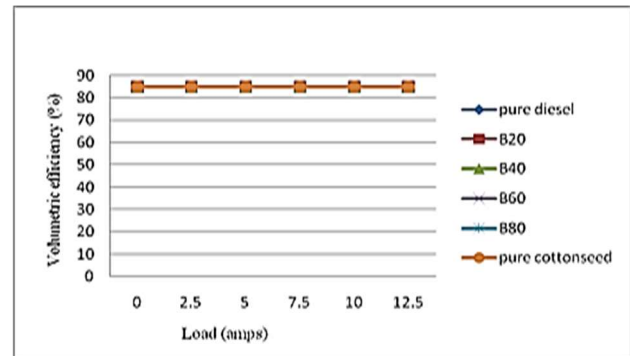


Figure 4 – Load vs. volumetric efficiency

The above figure shows the load vs. volumetric efficiency for pure diesel and biodiesels. As when compared with pure diesel and biodiesel at different loads, the volumetric efficiency is constant.

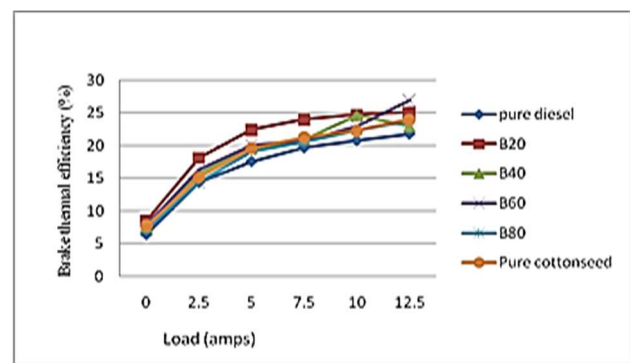


Figure 5 – Load vs. brake specific fuel consumption

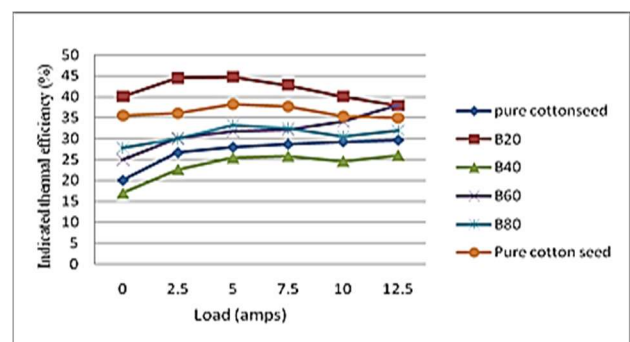


Figure 6 – Load vs. indicated thermal efficiency

Figure 5 shows the thermal brake efficiency vs. load for pure diesel and biodiesels. As the load increases, brake thermal efficiency will maximize. When compared with pure diesel and B20, B40, B60, B80, B100, the biodiesel B20 gives at specific load the BSFC is 3.3 % is increased.

Figure 6 shows the load vs. indicated thermal efficiency for pure diesel and bio diesels. As load increases, indicated thermal efficiency will maximise. When compared with pure diesel and B20, B40, B60, B80, B100, the biodiesel B20 gives at specific load the BSFC is 1.0 % is decreased.

4.3 Emission characteristics

Parameters of the emission characteristics are presented in Figures 7–10 and Table 3.

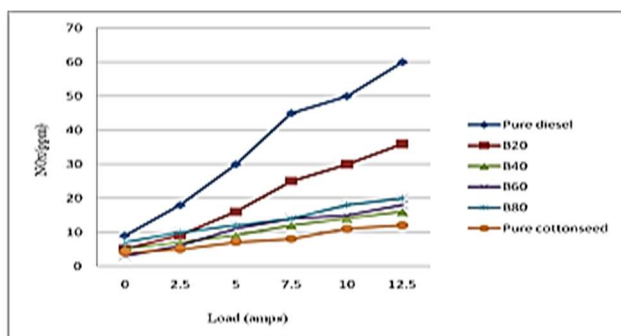


Figure 7 – Load vs. NO_x

The above figure shows the load vs. NO_x for pure diesel and biodiesels. As the load increases, NO_x will minimize. When compared with pure diesel and B20, B40, B60, B80, B100, the biodiesel B20 gives at specific load the NO_x is 1.4 % is decreased.

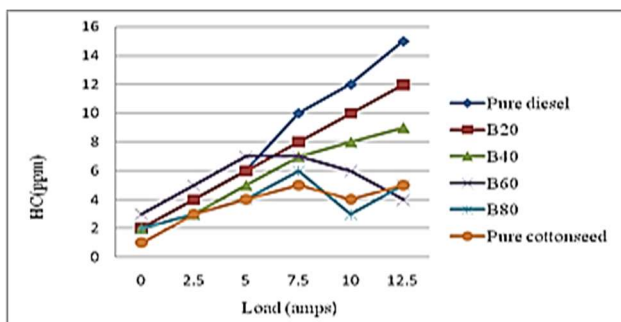


Figure 8 – Load vs. HC

The above figure shows the load vs HC for pure diesel and biodiesels. As the load increases, the HC minimize. When compared with pure diesel and B20, B40, B60, B80, B100, the biodiesel B20 gives at specific load the BSFC is 2.0 % is decreased.

Figure 9 shows the load vs. CO₂ for pure diesel and biodiesels. As the load increases, the CO₂ maximize. When compared with pure diesel and B20, B40, B60, B80, B100, the biodiesel B20 gives at specific load the BSFC is 0.75 % is increased.

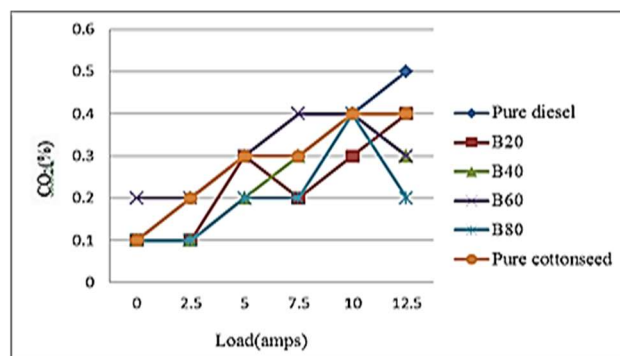


Figure 9 – Load vs. CO₂

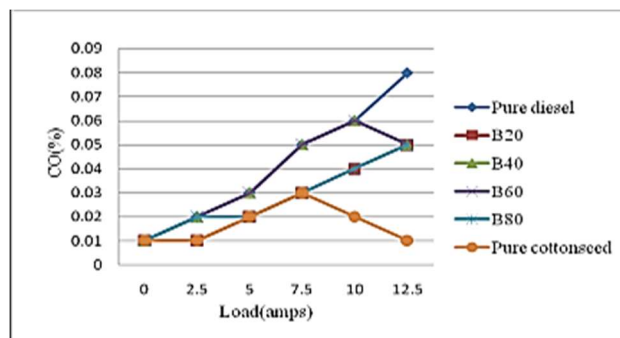


Figure 10 – Load vs. CO

From the above figure shows the load vs CO for pure diesel and bio diesels .As load increases, the CO will minimise. When compared with pure diesel and B20, B40, B60, B80, B100, the bio diesel B20 gives at specific load the CO is 1.7 % is decreased.

5 Conclusions

The observational analyses were carried out for alternate biodiesel blends of cottonseed oil, and the results were analyzed and compared with diesel. The Brake Thermal Efficiency is maximized by 3.1 %, the indicated thermal efficiency is maximized by 1.0 %, the mechanical efficiency is maximized by 2.6 %, the volumetric efficiency is constant for all the blends, the specific fuel consumption is maximized by 1.5 %, for the CO emission will be minimized by 1.7 %, for HC emission will be minimized by 2.0 %, for the NO_x emission will be minimized by 1.4 %, and the CO₂ will be maximized by 0.75%. By the observational analysis the cotton seed bio diesel blend B20 is suitable for the diesel engine.

The future research work will be carried out on the diesel engine by using the different blends with different proportions of bio diesel blends to reduce the emissions and to evaluate the performance analysis and efficiency of the diesel engines.

Table 3 – Comparison between pure diesel vs bio diesel

Fuel	Tupe	BSFC	η_{ME}	η_{BTH}	η_{ITH}	η_{vol}	HC	CO	CO ₂	NO _x
Pure diesel	D100	0.36	73.7	21.8	29.6	85	9	0.01	0.4	36
Bio diesel	B20	0.42	78.5	27.0	40.0	85	17	0.01	0.1	9
	B40	0.35	66.1	25.1	23.4	85	14	0.01	0.7	16
	B60	0.39	74.5	27.7	37.8	85	14	0.07	0.6	18
	B80	0.40	68.9	26.2	30.1	85	12	0.05	0.4	20
	B100	0.39	63.0	24.0	35.0	85	8	0.05	0.4	12

References

- Nagendra, S., Kiran, A. V. N. S., Swetha, D., Saleemuddin, S. M. (2017). Performance of diesel engine fueled with biodiesel (coconut oil and cotton seed oil blended with diesel) and analysis of combustion products. *IOSR Journal of Mechanical and Civil Engineering*, Vol. 14(3), pp. 77–86, doi: 10.9790/1684-1403057786.
- Nagendra, S., Kiran, A. V. N. S., Kumar, B. S., Swetha, D., Saleemuddin, S. M. (2019). Performance analysis of four stroke ci engine using bio-diesel. *International Journal of Engineering and Advanced Technology*, Vol. 8(5).
- Shrigiri, B. M., Hebbal, O. D., Reddy, K. H. (2016). Performance, emission and combustion characteristics of a semi-adiabatic diesel engine using cotton seed and Neem Kernel oil methyl esters. *Alexandria Engineering Journal*, Vol. 55, pp. 699–706, doi: 10.1016/j.aej.2015.12.023.
- Onukwuli, D. O., Emembolu, L. N., Ude, C. N., Aliozo, S. O., Menkiti, M. C. (2017). Optimization of biodiesel production from refined cotton seed oil and its characterization. *Egyptian Journal of Petroleum*, Vol. 26, pp. 103–110, doi: 10.1016/j.ejpe.2016.02.001.
- Bello, E. I., Aladesuru, A. A. (2015). Cottonseed (*Gossypium arboreum*) oil biodiesel. *Scientia Agriculturae*, Vol. 11(1), pp. 1–7, doi: 10.15192/PSCP.SA.2015.11.1.17.
- Basha, S. A., Gopal, K. R., Jebaraj, S. (2009). A review on biodiesel production, combustion, emissions and performance. *Renewable and Sustainable Energy Reviews*, Vol. 13, pp. 1628–1634, doi: 10.1016/j.rser.2008.09.031.
- Dhamodaran, G., Krishnan, R., Pochareddy, Y. K., Pyarelal, H. M., Sivasubramanian, H., Ganeshram, A. K. (2017). A comparative study of combustion, emission, and performance characteristics of rice-bran-, neem-, and cottonseed-oil biodiesels with varying degree of unsaturation. *Fuel*, Vol. 187, pp. 296–305, doi: 10.1016/j.fuel.2016.09.062.
- Martin, M. L. J., Geo, V. E., Nagalingam, B. (2016). Effect of fuel inlet temperature on cottonseed oil diesel mixture composition and performance in a DI diesel engine. *Journal of the Energy Institute*, Vol. 30, doi: 10.1016/j.joei.2016.05.005.
- Nabi, N., Rahman, M., Akhter, S. (2009). Biodiesel from cotton seed oil and its effect on engine performance and exhaust emissions. *Applied Thermal Engineering*, Vol. 29, pp. 2265–2270, doi: 10.1016/j.applthermaleng.2008.11.009.
- Santhosh, M., Padmanaban, K.P. (2015). Experimental investigation on engine performances, combustion characteristics and emission of exhaust gases of VCR engine fuelled with cottonseed oil methyl ester blended with diesel. *International Journal of Green Energy*, Vol. 2015, pp. 1–47, doi: 10.1080/15435075.2014.977438.
- Senthilraja, R., Sivakumar, V., Thirugnanasambandham, K., Nedunchezian, N. (2016). Performance, emission and combustion characteristics of a dual fuel engine with diesel ethanol cotton seed oil methyl ester blends and compressed natural gas (CNG) as fuel. *Energy*, Vol. 112, pp. 899–907, doi: 10.1016/j.energy.2016.06.114.
- Sinha, D., Murugavelh, S. (2016). Biodiesel production from waste cotton seed oil using low cost catalyst: Engine performance and emission characteristics. *Preservative in Science*, Vol. 2016, pp. 1–9, doi: 10.1016/j.pisc.2016.04.038.
- Eevera, T., Pazhanichamy, K. (2013). Cotton seed oil: A feasible oil source for biodiesel production. *Energy Sources, Part A*, Vol. 35, pp. 1118–1128, doi: 10.1080/15567036.2010.514648.
- Krishna, B. M., Mallikarjun, J. M. (2009). Properties and performance of cotton seed oil–diesel blends as a fuel for compression ignition engines. *Journal of Renewable and Sustainable Energy*, Vol. 1, 023106, doi: 10.1063/1.3117342.
- Allen, J, Andrews, M., et al. (2018). Experimental investigation of cotton seed bio-diesel with LPG in a dual fuel mode. *International Journal of Engineering Sciences and Research Technology*, Vol. 7, pp. 405–412, doi: 10.5281/zenodo.1218655.