



Knoevenagel condensation of isatins with malononitrile/ethyl cyanoacetate in the presence of sulfonic acid functionalized silica (SBA-Pr-SO₃H) as a new nano-reactor

Negar Lashgari^a, Ghodsi Mohammadi Ziarani^{a,*}, Alireza Badieji^b and Parisa Gholamzadeh^a

^a Department of Chemistry, Alzahra University, Vanak Square, 199389-1176, Tehran, Iran

^b School of Chemistry, College of Science, University of Tehran, 14155-6455, Tehran, Iran

*Corresponding author at: Department of Chemistry, Alzahra University, Vanak Square, 199389-1176, Tehran, Iran.
Tel.: +98.21.88041344; fax: +98.21.88041344. E-mail address: gmziarani@hotmail.com (G.M. Ziarani).

ARTICLE INFORMATION

Received: 02 July 2012
Received in revised form: 12 July 2012
Accepted: 12 July 2012
Online: 30 September 2012

KEYWORDS

Isatin
SBA-Pr-SO₃H
Nano-reactor
Malononitrile
Knoevenagel condensation
2-Oxoindolin-3-ylidene malononitrile

ABSTRACT

The Knoevenagel condensation between isatins and active methylene compounds like malononitrile and ethyl cyanoacetate to prepare 2-oxoindolin-3-ylidene malononitrile/cyanoacetates is described. The reactions occur in the presence of sulfonic acid functionalized silica SBA-15 (SBA-Pr-SO₃H) in an aqueous medium giving excellent yields of the products in short reaction times. SBA-Pr-SO₃H with a pore size of 6 nm is found to be an efficient and environmentally benign catalyst for this reaction.

1. Introduction

The Knoevenagel condensation is one of the most effective and general reactions for the formation of carbon-carbon bonds [1]. Furthermore, isatin has been used extensively in organic synthesis [2,3]. There are various reports about the application of isatin in Knoevenagel condensation [4-7]. Many of these products present significant biological activities [8] or they are used in the synthesis of natural products [9, 10]. Malononitrile as a versatile reagent has been widely used in condensation reactions to give a variety of addition products and heterocyclic compounds [11]. Condensation of malononitrile or ethyl cyanoacetate with isatin and its derivatives to prepare 2-oxoindolin-3-ylidene malononitrile/cyanoacetate using different solvents such as ethanol [12,13], methanol [14], and DMSO [15] has been studied. Microwave irradiation [16-18] and grinding in the presence of 1-5 equiv. of water [19] are the other methods for the synthesis of these compounds.

Recently, different mesoporous ordered silicas such as SBA-15 have received great attention in organic synthesis. These materials characterized by large surface area, hexagonal arrangement of uniform pores, thick walls, and high hydrothermal stability. Organic functional groups have been incorporated onto the mesoporous silica materials by either grafting or co-condensation methods [20,21]. These organic-inorganic hybrids are a new class of materials that have been extensively investigated in the field of catalysis. Many sulfonic acid functionalized SBA-15 mesoporous silicas have been reported as catalysts in different organic transformations [22-25].

Here, in continuation of our studies, on the application of heterogeneous solid catalysts to organic synthesis [26-30] we

report our results on the condensation of isatin with malononitrile or ethyl cyanoacetate in the presence of sulfonic acid functionalized nanoporous silica (SBA-Pr-SO₃H) as a new nano-reactor.

2. Experimental

2.1. Instrumentation

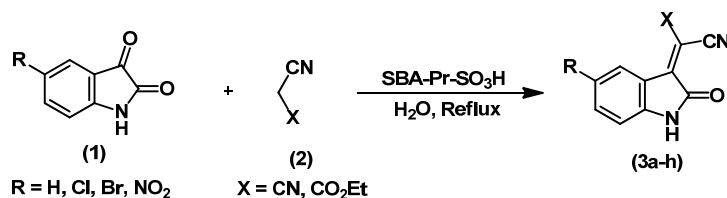
All chemicals were obtained commercially and used without further purification. The IR spectra were recorded from KBr disk using a FT-IR Bruker Tensor 27 instrument. Melting points were measured by using the capillary tube method with an electro thermal 9200 apparatus.

The ¹H NMR spectra was run on a Bruker DPX, at 250 MHz in CDCl₃ using TMS as an internal standard. GC-Mass analysis was performed on a GC-Mass model: 5973 network mass selective detector, GC 6890 Agilent. SEM analysis was performed on a Philips XL-30 field-emission scanning electron microscope operated at 16 kV while TEM was carried out on a Tecnai G² F30 at 300 kV.

2.2. Synthesis

2.2.1. Synthesis and functionalization of SBA-15

The nanoporous compound SBA-15 was synthesized and functionalized according to our previous report [28] and the modified SBA-15-Pr-SO₃H was used as nanoporous solid acid catalyst in the following reaction.



Scheme 1

Table 1. SBA-Pr-SO₃H catalyzed the synthesis of 2-oxoindolin-3-ylidene malononitrile/cyanoacetate derivatives 3a-h.

Entry	R	X	Product	Time (min)	Yield (%)	M.p. (°C)	M.p. (Lit.)
1	H	CN	3a	5	95	239-240	239 [31]
2	Cl	CN	3b	5	90	228-230	225-227 [32]
3	Br	CN	3c	5	93	236-238	220-221 [19]
4	NO ₂	CN	3d	5	90	262-264	260-261 [4]
5	H	CO ₂ Et	3e	10	90	208-209	196-198 [12]
6	Cl	CO ₂ Et	3f	15	90	225-227	-
7	Br	CO ₂ Et	3g	15	85	225-227	-
8	NO ₂	CO ₂ Et	3h	15	85	238-239	230-231 [4]

Table 2. Solvent effects on the synthesis of 2-oxoindolin-3-ylidene malononitrile/cyanoacetate derivatives 3a-h.

No.	Solvent	Time (min)	Yield of 3a (%)
1	EtOH	4	90
2	EtOH/H ₂ O (1:1)	10	80
3	H ₂ O	5	95
4	Neat (120 °C)	15	80

2.2.2. General procedure for the synthesis of 2-oxoindolin-3-ylidene malononitrile/cyano acetates

To a mixture containing isatin derivative **1** (1 mmol) and malononitrile or ethyl cyanoacetate **2** (1 mmol) in water (5 mL), was added SBA-Pr-SO₃H (0.02 g) and stirred under reflux condition as reported time in **Table 1**. After completion of reaction (TLC monitoring), the generated solid was dissolved in hot ethanol, filtered for removing the insoluble catalyst and then the filtrate was cooled to afford the pure product **3a** (**Scheme 1**).

2-(2-Oxoindolin-3-ylidene) malononitrile (3a): Color: Red. Yield: 95%. M.p.: 239-240 °C. FT-IR (KBr, ν , cm⁻¹): 3358, 3299, 3134, 2928, 2880, 2195, 1718, 1663, 1609, 1365, 1224, 792.

2-(5-Chloro-2-oxoindolin-3-ylidene) malononitrile (3b): Color: Red. Yield: 90%. M.p.: 228-230 °C. FT-IR (KBr, ν , cm⁻¹): 3571, 3508, 3131, 3064, 2969, 2235, 1729, 1595, 1460, 825. ¹H NMR (250 MHz, CDCl₃, δ , ppm): 11.36 (s, 1H, NH), 7.76 (s, 1H, ArH), 7.61 (d, J = 5.25 Hz, 1H, ArH), 6.96 (d, J = 5 Hz, 1H, ArH). MS (EI, m/z (%)): 229 (M⁺, 100), 203 (51), 175 (19), 139 (55), 112 (17), 87 (12).

2-(5-Bromo-2-oxoindolin-3-ylidene) malononitrile (3c): Color: Red. Yield: 93%. M.p.: 236-238 °C. FT-IR (KBr, ν , cm⁻¹): 3580, 3513, 3102, 2851, 2232, 1727, 1619, 1594, 1466, 849. ¹H NMR (250 MHz, CDCl₃, δ , ppm): 11.36 (s, 1H, NH), 7.89 (s, 1H, ArH), 7.63 (d, J = 5.25 Hz, 1H, ArH), 6.92 (d, J = 4.25 Hz, 1H, ArH). MS (EI, m/z (%)): 273 (M⁺, 20), 245 (8), 167 (24), 149 (100), 139 (32), 112 (16), 71 (32), 57 (61), 43 (58).

2-(5-Nitro-2-oxoindolin-3-ylidene) malononitrile (3d): Color: Red. Yield: 90%. M.p.: 262-264 °C. FT-IR (KBr, ν , cm⁻¹): 3376, 2972, 2924, 2854, 2199, 1711, 1646, 1614, 1529, 1474, 1076, 814.

Ethyl 2-(2-oxoindolin-3-ylidene) cyano acetate (3e): Color: Red. Yield: 90%. M.p.: 208-209 °C. FT-IR (KBr, ν , cm⁻¹): 3446, 3367, 2923, 2854, 2215, 1727, 1614, 1581, 1462, 1268, 764.

Ethyl 2-(5-chloro-2-oxoindolin-3-ylidene) cyano acetate (3f): Color: Red. Yield: 90%. M.p.: 225-227 °C. FT-IR (KBr, ν , cm⁻¹): 3449, 3357, 3283, 3131, 3090, 2980, 2926, 2854, 2213, 1724, 1612, 1581, 1368, 1250, 845. ¹H NMR (250 MHz, CDCl₃, δ , ppm): 8.39 (s, 1H, NH), 7.52 (d, J = 11 Hz, 1H, ArH), 7.43 (d, J = 8.5 Hz, 1H, ArH), 6.86 (dd, J = 8.50, 7.25 Hz, 1H, ArH), 4.26 (q, J

= 6 Hz, 2H, CH₂), 1.45 (t, J = 7.25 Hz, 3H, CH₃). MS (EI, m/z (%)): 276 (M⁺, 100), 231 (38), 204 (80), 176 (59), 148 (40), 114 (19).

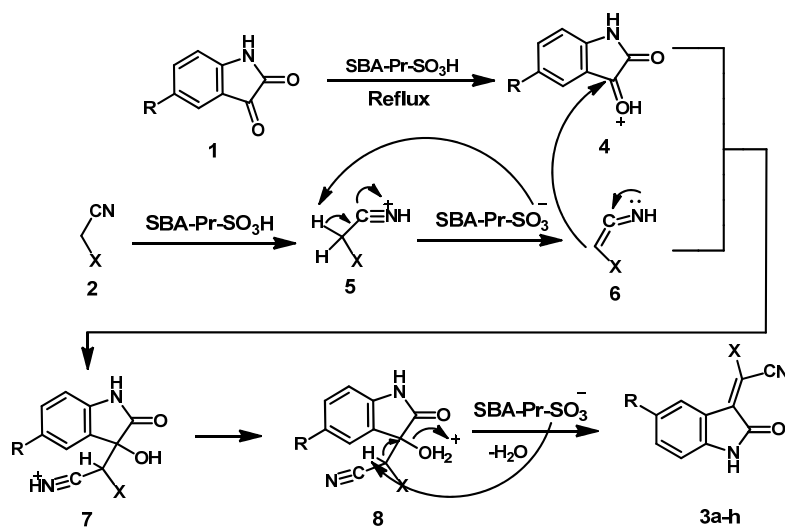
Ethyl 2-(5-bromo-2-oxoindolin-3-ylidene) cyano acetate (3g): Color: Red. Yield: 85%. M.p.: 225-227 °C. FT-IR (KBr, ν , cm⁻¹): 3448, 3363, 3131, 3093, 2924, 2854, 2213, 1724, 1611, 1580, 1448, 1250, 764. ¹H NMR (250 MHz, CDCl₃, δ , ppm): 8.54 (s, 1H, NH), 7.54 (d, J = 1.75 Hz, 1H, ArH), 7.46 (d, J = 5.75 Hz, 1H, ArH), 6.77 (d, J = 8.25 Hz, 1H, ArH), 4.50 (q, J = 7 Hz, 2H, CH₂), 1.45 (t, J = 7 Hz, 3H, CH₃). MS (EI, m/z (%)): 320 (M⁺, 4), 279 (8), 167 (12), 149 (78), 97 (20), 81 (48), 69 (88), 57 (100), 41 (70).

Ethyl 2-(5-nitro-2-oxoindolin-3-ylidene) cyano acetate (3h): Color: Red. Yield: 85%. M.p.: 238-239 °C. FT-IR (KBr, ν , cm⁻¹): 3317, 3121, 2929, 2860, 2194, 1730, 1660, 1610, 1474, 1358, 1217, 862, 758.

3. Results and discussion

In this manuscript, 2-oxoindolin-3-ylidene malononitrile/cyanoacetate derivatives **3a-h** were synthesized via a simple, mild and effective reaction of isatins **1** and malononitrile or ethyl cyanoacetate **2** in the presence of nanoporous solid acid catalyst (SBA-Pr-SO₃H) in aqueous medium (**Scheme 1**). Considering solvent effects in this reaction, it was found that water is the solvent of choice which results in high product yields in shorter reaction times (**Table 2**). Four substituted isatins were subjected to this reaction to investigate the generality of this method and corresponding products were successfully synthesized (**Table 1**). It was found that when ethyl cyanoacetate was used, the reaction time was longer than those with malononitrile. After completion of the reaction (monitored by TLC), the crude product was dissolved in hot ethanol, the heterogeneous solid catalyst was removed by simple filtration, and after cooling of the filtrate, the pure crystals of products were obtained as red crystals.

The most probable mechanism for this reaction is shown in **Scheme 2**. Initially, the solid acid catalyst protonates the carbonyl group of isatin **1**, which then condenses with CH-acidic group of malononitrile or ethyl cyanoacetate **2** through a fast Knoevenagel condensation to afford the desired products **3a-h** (**Scheme 2**).

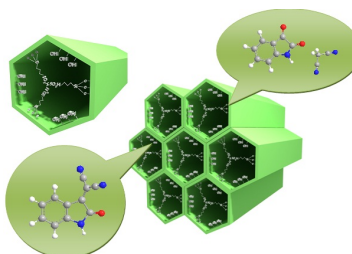
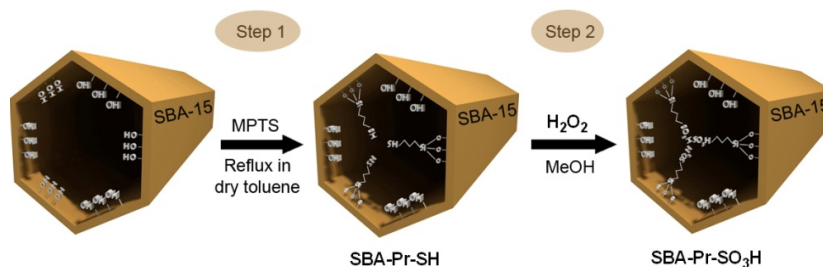


Scheme 2

Table 3. Comparison of different conditions in the synthesis of 2-oxoindolin-3-ylidene malononitrile/cyanoacetate derivatives 3a-h.

Entry	Catalyst	Solvent	Condition*	Time (min)	Yield (%)	Year	Ref.
1	Piperidine	EtOH	Reflux	240	73	1958	[12]
2	-	MeOH	Stir. (r.t.)	15	77	1972	[14]
3	-	EtOH	Stir. (r.t.)	90	93	1989	[13]
4	-	DMSO	Heating	120	92	1989	[15]
5	Neutral alumina	-	MW	5	78	1999	[16]
6	Triethanolamine	EtOH	Stir. (r.t.)	120	70	2007	[33]
7	Tris(2-hydroxy-ethyl)amine	EtOH	Heating	60	90	2008	[34]
8	Neutral alumina	MeOH	Stir. (r.t.)	20	96	2009	[4]
9	DBU	EtOH	Heating	15	88	2009	[35]
10	-	H ₂ O (1-5 equiv.)	Grinding	15	99	2011	[19]
11	SBA-Pr-SO ₃ H	H ₂ O	Reflux	5	95	This work	

* r.t.: Room temperature.

Figure 1. SBA-Pr-SO₃H acts as a nano-reactor.Figure 2. Schematic illustration for the preparation of SBA-Pr-SO₃H.

Literature surveys reveal that various conditions have been employed for the synthesis of 2-oxoindolin-3-ylidene malononitrile/cyanoacetate derivatives. Table 3 illustrates a comparison of the effectiveness of various catalysts used in the synthesis of these compounds.

The high yields of reactions are attributed to the high efficiency of nanopore size about 6 nm of solid acid catalyst, which could act as a nano-reactor (Figure 1). A schematic illustration for the preparation of SBA-Pr-SO₃H was shown in Figure 2.




Figure 3. SEM image (a) and TEM image (b) of SBA-Pr-SO₃H.

First, the calcined SBA-15 silica was functionalized with (3-mercaptopropyl) trimethoxysilane (MPTS) and then, the thiol groups could be completely oxidized into sulfonic acid groups by hydrogen peroxide. The texture properties of SBA-15 and SBA-Pr-SO₃H such as the surface area, average pore diameter, and pore volume have been measured. The surface of the catalyst was analyzed by different methods such as TGA, BET and other methods which were confirmed that the organic groups (propyl sulfonic acid) were immobilized into the pores [28].

Figure 3 illustrates the SEM and TEM images of SBA-Pr-SO₃H. SEM image (Figure 3a) shows uniform particles about 1 μm. The same morphology was observed for SBA-15. It can be concluded that morphology of solid was saved without change during the surface modifications. On the other hand, the TEM image (Figure 3b) reveals the parallel channels, which resemble the pores configuration of SBA-15. This indicates that the pore of SBA-Pr-SO₃H was not collapsed during two steps reactions.

4. Conclusion

In summary an efficient method for Knoevenagel condensation of isatins with malononitrile or ethyl cyanoacetate in the presence of a catalytic amount of SBA-Pr-SO₃H in aqueous medium was described. We have demonstrated that sulfonic acid functionalized SBA-15 is a remarkably efficient catalyst for the synthesis of 2-oxindolin-3-ylidene malononitrile/cyanoacetate derivatives **3a-h**. Short reaction times, excellent product yields, being environmentally benign, and simple workup procedure are the advantages of this methodology.

Acknowledgements

We gratefully acknowledge for financial support from the Research Council of Alzahra University and University of Tehran.

References

- [1]. Tietze, L. F.; Beifuss, U. *Comprehensive Organic Synthesis*, Pergamon Press: Oxford, 1991.
- [2]. DaSilva, J. F. M.; Garden, S. J.; Pinto, A. C. J. *Braz. Chem. Soc.* **2001**, *12*, 273-324.
- [3]. Lashgari, N.; Mohammadi Ziarani, G. *Arkivoc* **2012**, *1*, 277-320.
- [4]. Chakrabarty, M.; Mukherjee, R.; Arima, S.; Harigaya, Y. *Heterocycles* **2009**, *78*, 139-149.
- [5]. Jursic, B. S.; Stevens, E. D. *Tetrahedron Lett.* **2002**, *43*, 5681-5683.
- [6]. Safer, A.; Rahmouni, M.; Carreaux, F.; Paquin, L.; Lozach, O.; Meijer, L.; Bazureau, J. P. *Chem. Pap.* **2011**, *65*, 332-337.
- [7]. Abass, M.; Mohamed, E. A.; Ismail, M. M.; Mayas, A. S. *Eur. J. Chem.* **2011**, *2*, 278-287.
- [8]. Woodard, C. L.; Li, Z.; Kathcart, A. K.; Terrell, J.; Gerena, L.; Lopez-Sanchez, M.; Kyle, D. E.; Bhattacharjee, A. K.; Nichols, D. A.; Ellis, W.

- [9]. Inoue, S.; Okada, K.; Tanino, H.; Hashizume, K.; Kakoi, H. *Tetrahedron* **1994**, *50*, 2729-2752.
- [10]. Inoue, S.; Okada, K.; Tanino, H.; Kakoi, H. *Tetrahedron Lett.* **1986**, *27*, 5225-5228.
- [11]. Freeman, F. *Chem. Rev.* **1969**, *69*, 591-624.
- [12]. Harley-Mason, J.; Ingleby, R. F. J. *J. Chem. Soc.* **1958**, 3639-3642.
- [13]. Junek, H.; Dworzak, R.; Sterk, H.; Fabian, W. *Liebigs Ann. Chem.* **1989**, *1989*, 1065-1069.
- [14]. Capuano, L.; Diehl, V.; Ebner, W. *Chem. Ber.* **1972**, *105*, 3407-3412.
- [15]. Katritzky, A. R.; Fan, W. Q.; Liang, D. S.; Li, Q. L. *J. Heterocycl. Chem.* **1989**, *26*, 1541-1545.
- [16]. Dandia, A.; Taneja, H.; Gupta, R.; Paul, S. *Synth. Commun.* **1999**, *29*, 2323-2335.
- [17]. Sachdeva, H.; Dandia, A.; Singh, H. L. *Org. Chem. Indian J.* **2008**, *4*, 508-512.
- [18]. Dandia, A.; Singh, R.; Sarawgi, S.; Khaturia, S. *Chin. J. Chem.* **2006**, *24*, 950-954.
- [19]. Demchuk, D. V.; Elinson, M. N.; Nikishin, G. I. *Mendeleev Commun.* **2011**, *21*, 224-225.
- [20]. Wight, A. P.; Davis, M. E. *Chem. Rev.* **2002**, *102*, 3589-3614.
- [21]. Lim, M. H.; Blanford, C. F.; Stein, A. *Chem. Mater.* **1998**, *10*, 467-470.
- [22]. Naik, M. A.; Sachdev, D.; Dubey, A. *Catal. Commun.* **2010**, *11*, 1148-1153.
- [23]. Karimi, B.; Vafaezadeh, M. *Chem. Commun.* **2012**, *48*, 3327-3329.
- [24]. VanGrieken, R.; Melero, J. A.; Morales, G. *Appl. Catal. A* **2005**, *289*, 143-152.
- [25]. Li, C.; Yang, J.; Wang, P.; Liu, J.; Yang, Q. *Micropor. Mesopor. Mater.* **2009**, *123*, 228-233.
- [26]. Ziarani, G. M.; Badiei, A.; Shahjafari, F.; Pourjafar, T. S. *Afr. J. Chem.* **2012**, *65*, 10-13.
- [27]. Ziarani, G. M.; Badiei, A.; Haddadpour, M. *Int. J. Chem.* **2011**, *3*, 87-94.
- [28]. Ziarani, G. M.; Badiei, A. R.; Khanianian, Y.; Haddadpour, M. *Iran. J. Chem. Chem. Eng.* **2010**, *29*, 1-10.
- [29]. Ziarani, G. M.; Badiei, A. R.; Azizi, M. *Sci. Iran.* **2011**, *18*, 453-457.
- [30]. Gholamzadeh, P.; Ziarani, G. M.; Badiei, A.; Bahrami, Z. *Eur. J. Chem.* **2012**, *3(3)*, 279-282.
- [31]. Jones, G.; Rae, W. J. *Tetrahedron* **1966**, *22*, 3021-3026.
- [32]. Dandia, A.; Arya, K.; Sati, M.; Sharma, R. *Heterocycl. Commun.* **2003**, *9*, 415-420.
- [33]. Redkin, R. G.; Shemchuk, L. A.; Chernykh, V. P.; Shishkin, O. V.; Shishkina, S. V. *Tetrahedron* **2007**, *63*, 11444-11450.
- [34]. Shemchuk, L. A.; Chernykh, V. P.; Redkin, R. G. *Russ. J. Org. Chem.* **2008**, *44*, 1789-1794.
- [35]. Abdelhamid, I. A.; Mohamed, M. H.; Abdelmoniem, A. M.; Ghozlan, S. A. *S. Tetrahedron* **2009**, *65*, 10069-10073.