

Contents lists available at [ScienceDirect](http://ScienceDirect)

## Physics Letters B

[www.elsevier.com/locate/physletb](http://www.elsevier.com/locate/physletb)Search for diphoton resonances in the mass range from 150 to 850 GeV in pp collisions at  $\sqrt{s} = 8$  TeV

CMS Collaboration\*

CERN, Switzerland

## ARTICLE INFO

## Article history:

Received 7 June 2015

Received in revised form 6 September 2015

Accepted 24 September 2015

Available online 30 September 2015

Editor: M. Doser

## Keywords:

Higgs

BSM

Diphoton

New scalar

2HDM

Graviton

## ABSTRACT

Results are presented of a search for heavy particles decaying into two photons. The analysis is based on a  $19.7 \text{ fb}^{-1}$  sample of proton–proton collisions at  $\sqrt{s} = 8$  TeV collected with the CMS detector at the CERN LHC. The diphoton mass spectrum from 150 to 850 GeV is used to search for an excess of events over the background. The search is extended to new resonances with natural widths of up to 10% of the mass value. No evidence for new particle production is observed and limits at 95% confidence level on the production cross section times branching fraction to diphotons are determined. These limits are interpreted in terms of two-Higgs-doublet model parameters.

© 2015 CERN for the benefit of the CMS Collaboration. Published by Elsevier B.V. This is an open access article under the CC BY license (<http://creativecommons.org/licenses/by/4.0/>). Funded by SCOAP<sup>3</sup>.

## 1. Introduction

The discovery of a standard model-like Higgs boson at the CERN LHC [1–4] opens a new phase in the understanding of the standard model (SM) of particle physics. The search for additional Higgs-like particles and the measurement of their properties provide complementary ways to test the validity of the SM and to test for the presence of physics beyond it.

This analysis describes a search for new resonances in the diphoton invariant mass spectrum, using data corresponding to an integrated luminosity of  $19.7 \text{ fb}^{-1}$  collected with the CMS detector at a center-of-mass energy of 8 TeV at the CERN LHC. Despite the large nonresonant background, the diphoton decay mode provides a clean final-state topology that allows the mass of the decaying object to be reconstructed with high precision, exploiting the excellent performance of the electromagnetic calorimeter of the CMS experiment. The analysis searches for local excesses that could be due to the production of particles that decay into two photons with mass in the range from 150 to 850 GeV. Both narrow and wide resonances are investigated with natural widths ranging from 100 MeV to 10% of the resonance mass. This search covers the diphoton mass range above that investigated in [2,4]. The ATLAS

experiment recently published a similar search for narrow resonances in the diphoton final state in the mass range between 65 and 600 GeV at a center-of-mass energy of 8 TeV [5]. Previous searches for resonant diphoton processes have been performed at the Tevatron by D0 [6] and CDF [7] at a center-of-mass energy of 1.96 TeV and by the ATLAS [8] and CMS [9] experiments at the LHC at a center-of-mass energy of 7 TeV.

Several models of physics beyond the SM, such as the two-Higgs-doublet model (2HDM) [10], motivate the search for additional high-mass resonances in the diphoton channel. Generally, these models provide an extension of the Higgs sector, where a total of five Higgs bosons are predicted by the theory. The mass spectrum of the 2HDM can be split into two regions: a light SM-like Higgs boson  $h$  with mass around 125 GeV and the remaining physical Higgs bosons,  $H$ , a scalar,  $A$ , a pseudoscalar, and  $H^\pm$ , clustered at an equal or higher scale with  $m_H \sim m_A \sim m_{H^\pm}$ . Under the assumption that the newly observed Higgs boson is the light CP-even Higgs scalar of the 2HDM, the consistency of its couplings with those predicted by the SM pushes the model close to the so called alignment limit [11], where certain decay modes of heavy neutral Higgs bosons vanish, including  $H \rightarrow VV$  (where  $V$  is a vector boson),  $H \rightarrow hh$ , and  $A \rightarrow Zh$ . At the same time, decays of  $H$  and  $A$  to  $\gamma\gamma$  and  $\tau\tau$  become increasingly important and the electroweak production modes, such as vector boson fusion or pro-

\* E-mail address: [cms-publication-committee-chair@cern.ch](mailto:cms-publication-committee-chair@cern.ch).

duction in association with a W or a Z boson, are predicted to be suppressed. Therefore the production of both H and A is dominated by gluon fusion. The absence of tree-level flavor-changing neutral currents in multiple-Higgs-doublet theories is guaranteed by the Glashow–Weinberg condition [12]. This condition is satisfied in the 2HDM by four discrete combinations of the Yukawa couplings of the fermions to the Higgs doublets. In the Type I scenario all fermions couple to one doublet, while in Type II up-type quarks couple to one doublet and down-type quarks and leptons couple to the other. A detailed description of other scenarios is given in Ref. [10].

Given the general character of this search, the results can also be interpreted in terms of different spin hypotheses for the new particle. The Landau–Yang theorem [13,14] forbids the direct decay of a spin-1 particle into a pair of photons. The cases of spin-0 and spin-2 are investigated in this analysis. Spin-2 particles decaying into two photons are predicted by other extensions of the SM such as the Randall–Sundrum [15] and the Arkani-Hamed–Dimopoulos–Dvali [16] models. These theories predict a distinct higher-dimensional scenario, which provides an approach to the hierarchy problem alternative to supersymmetry. The particle predicted in this context, the graviton, can have a mass in the TeV range and thus be observed at the LHC preferentially in its decay into two gauge bosons, such as photons.

The paper is organized as follows: after a brief description of the CMS detector in Section 2, the data and simulated samples are described in Section 3, while the reconstruction and identification of photons is detailed in Section 4. The diphoton vertex identification is covered in Section 4.3, followed by the description of the event selection and classification in Section 5. Sections 6.1 and 6.2 describe, respectively, the signal and background models used for the interpretation of the data, and Section 6.3 discusses the associated systematic uncertainties. Finally, in Section 7 the model independent results of the search for new diphoton resonances and their interpretation in terms of the standalone production and decay rates for H and A within the 2HDM are discussed. We express these results in terms of the appropriate 2HDM parameters.

## 2. The CMS detector

The central feature of the CMS detector is a superconducting solenoid, of 6 m internal diameter, providing an axial magnetic field of 3.8 T along the beam direction. Within the field volume there are a silicon pixel and strip tracker, a lead tungstate crystal electromagnetic calorimeter (ECAL), and a brass and scintillator hadron calorimeter (HCAL). Charged particle trajectories are measured by the tracker system, covering  $0 \leq \phi \leq 2\pi$  in azimuth and  $|\eta| < 2.5$  in pseudorapidity.

Muons are measured in gas-ionization detectors embedded in the steel return yoke. The ECAL, which surrounds the tracker volume, consists of 75 848 lead tungstate crystals that provide coverage in pseudorapidity  $|\eta| < 1.48$  in the barrel region (EB) and  $1.48 < |\eta| < 3.00$  in two endcap regions (EE). The EB modules are arranged in projective towers. A preshower detector consisting of two planes of silicon sensors interleaved with a total of 3 radiation lengths of lead is located in front of the EE. In the region  $|\eta| < 1.74$ , the HCAL cells have widths of 0.087 in pseudorapidity and azimuth. In the  $(\eta, \phi)$  plane, and for  $|\eta| < 1.48$ , the HCAL cells map onto  $5 \times 5$  ECAL crystal arrays to form calorimeter towers projecting radially outward from close to the nominal interaction point. At larger values of  $|\eta|$ , the size of the towers increases and the matching ECAL arrays contain fewer crystals. Within each tower, the energy deposits in ECAL and HCAL cells are summed to define the calorimeter tower energies, subsequently used to calculate the energies and directions of hadronic jets. A more detailed

description of the CMS detector, together with a definition of the coordinate system used and the relevant kinematic variables, can be found in Ref. [17].

Photons generally deposit their energy in a group of crystals of the ECAL called “cluster”. Reconstruction of the photons used in this analysis is described in Section 4, and uses a clustering of the energy recorded in the ECAL, known as a “supercluster”, which may be extended in the  $\phi$  direction to form an extended cluster or group of clusters [18]. Several procedures are used to calibrate the energy response of individual crystals before the clustering steps [19]. The changes in the transparency of the ECAL crystals due to irradiation during the LHC running periods and their subsequent recovery are monitored continuously, and corrected for, using light injected from a laser system. The calibration of the ECAL is achieved by exploiting the  $\phi$  symmetry of the energy flow, and by using photons from  $\pi^0 \rightarrow \gamma\gamma$  and  $\eta \rightarrow \gamma\gamma$  decays and electrons from  $W \rightarrow e\nu_e$  and  $Z \rightarrow e^+e^-$  decays [19].

## 3. Data samples and simulated events

The events used in the analysis are selected by two diphoton triggers with asymmetric transverse momentum thresholds ( $p_T$ ), 26 and 18 GeV or 36 and 22 GeV on the leading and subleading photons respectively, depending on the data taking period, and complementary photon selections. One selection requires a loose calorimetric identification based on the shape of the electromagnetic shower and loose isolation requirements on the photon candidates, while the other requires only that the photon candidates have a high value of the  $R_9$  shower shape variable. The  $R_9$  variable is defined as the energy sum of  $3 \times 3$  crystals centered on the most energetic crystal in the supercluster divided by the energy of the supercluster. Photons that convert before reaching the calorimeter tend to have wider showers and lower values of  $R_9$  than unconverted photons. High trigger efficiency is maintained by allowing both photons to satisfy either selection. The measured trigger efficiency is above 99.8% for events satisfying the diphoton preselection discussed in Section 4.1 required for events entering the analysis.

Monte Carlo (MC) signal and background events are generated using a combination of programs. Full detector response is simulated with GEANT4 [20]. Multiple simultaneous pp interactions (pileup) are simulated, and the events are weighted to reproduce the distribution of primary vertices observed in data. The interactions used to simulate pileup are generated with the same version of PYTHIA [21], v6.424, that is used for other purposes as described below. The PYTHIA tune used for the underlying event activity is Z2\* [22]. New resonances X are simulated with a natural width of 0.1 GeV which is smaller than the value of the mass resolution in the energy range considered. Both spin-0 and spin-2 hypotheses are considered. Simulated signal samples of  $X \rightarrow \gamma\gamma$  events are generated with PYTHIA [21] for the gluon fusion process with the following mass hypotheses: 150, 200, 250, 300, 400, 600 and 850 GeV. Interference between the signal and the background is studied using SHERPA 2.1.0 [23,24]. The exclusion limits detailed in Section 7 are computed using either a signal plus interference template given by SHERPA or the Breit–Wigner theoretical model described in Section 6.1. The inclusion of the interference in our signal model affects the expected and observed upper limits on the signal yields at the level of 3% or less. The effect is therefore negligible compared to the systematic uncertainties, described in Section 6.3, and is not included in the final results. Simulated backgrounds include the diphoton continuum process involving two prompt photons, generated with SHERPA 1.4.2 [23], and processes where one of the photon candidates arises from misidentified jet fragments, simulated with PYTHIA. These two contributions repre-

sent 97% of the total background in this analysis. A less than 3% contribution is expected from QCD events in which both photons candidates arise from misidentified jet fragments; this contribution is neglected in the analysis.

#### 4. Photon reconstruction and identification

Photon candidates for the analysis are reconstructed from energy deposits in the ECAL using algorithms that constrain the superclusters in  $\eta$  and  $\phi$  to the shapes expected from photons with high  $p_T$ . The clustering algorithms account for about 98% of the energy of the photons, including those that undergo conversion and bremsstrahlung in the material in front of the ECAL. Groups of clusters are used to form superclusters. In the barrel region, superclusters are formed from five-crystal-wide strips in  $\eta$ , centered on the locally most energetic crystal (seed), and have a variable extension in  $\phi$  to take into account the effect of the magnetic field on electrons from photons showering before ECAL. In the endcaps, where the crystals are arranged according to an  $x$ - $y$  rather than an  $\eta$ - $\phi$  geometry, matrices of  $5 \times 5$  crystals, which may partially overlap and are centered on the seed crystal, are summed if they lie within a narrow  $\phi$  road. About half of the photons convert into  $e^+e^-$  pairs in the material upstream of the ECAL. If the resulting charged-particle tracks originate sufficiently close to the interaction point to pass through three or more tracking layers, conversion track pairs may be reconstructed and matched to the photon candidate.

The energy containment of the photon showers in the clustered crystals and the shower losses due to conversions in the material upstream of the calorimeter are corrected using a multivariate regression technique based on a boosted decision tree (BDT) [25,26], which uses as input a collection of shower shape and kinematic variables, together with the energy measured in the preshower for events with photons in the endcaps. Corrections are derived from simulation. In order to correct for residual discrepancies between simulation and data, the MC simulation is tuned to match the energy resolution observed in data, while data are calibrated to match the energy response in simulation. More details about photon reconstruction can be found in [18].

The photon candidates used in the analysis are required to be within the fiducial region,  $|\eta| < 2.5$ , excluding the barrel-endcap transition region  $1.44 < |\eta| < 1.57$ .

##### 4.1. Photon preselection

The photon candidates in this analysis are required to satisfy preselection criteria similar to the trigger requirements:

- $p_T^{\gamma_1} > 33$  GeV and  $p_T^{\gamma_2} > 25$  GeV, where  $p_T^{\gamma_1}$  and  $p_T^{\gamma_2}$  are the transverse momenta of the leading and subleading photons, respectively;
- a selection on the hadronic leakage of the shower, measured as the ratio of energy in HCAL cells behind the supercluster to the energy in the supercluster;
- a photon identification based on isolation and shape of the shower with lower thresholds with respect the one used in the final photon selection described in Section 4.2;
- an electron veto, which removes the photon candidate if its supercluster is matched to an electron track with no missing hits in the innermost tracker layers.

The efficiency of the photon preselection, measured in data using a “tag-and-probe” technique [27], ranges from 94% to 99% [2]. The efficiency of all preselection criteria, except the electron veto

requirement, is measured using  $Z \rightarrow e^+e^-$  events, while the efficiency for photons to satisfy the electron veto requirement is measured using  $Z \rightarrow \mu\mu\gamma$  events, in which the photon is produced by final state radiation, which provide a more than 99% pure source of prompt photons.

##### 4.2. Photon identification and selection

Photon identification is performed by applying selection requirements on a set of discriminating variables. In this analysis, the selection is optimized separately in four different pseudorapidity and  $R_9$  regions [2]. The variables used to suppress the background due to the misidentification of jets with high electromagnetic content are:

- the sum of the transverse momenta of all the tracks coming from the vertex chosen for the event (described in Section 4.3) within a veto cone of  $\Delta R = \sqrt{(\Delta\eta)^2 + (\Delta\phi)^2} = 0.3$  around the photon candidate's direction;
- the sum of the ECAL energy deposits in crystals located within a veto cone of  $\Delta R = 0.3$  around the supercluster position, excluding the photon;
- the sum of the energies of HCAL towers whose centers lie within an annular veto region of outer radius  $\Delta R_o = 0.4$  and inner radius  $\Delta R_i = 0.15$ , centered on the ECAL supercluster position;
- the ratio between the sum of HCAL tower energies within a veto cone of size  $\Delta R < 0.15$  centered on the ECAL supercluster position, and the energy of the supercluster;
- the spread in  $\eta$  of the electromagnetic cluster, computed with logarithmic weights and defined as

$$\sigma_{\eta\eta}^2 = \frac{\sum w_i (\eta_i - \bar{\eta})^2}{\sum w_i}, \text{ where} \quad \bar{\eta} = \frac{\sum w_i \eta_i}{\sum w_i} \text{ and } w_i = \max\left(0, 4.7 + \ln \frac{E_i}{E_{5 \times 5}}\right), \quad (1)$$

and the sum runs over the  $5 \times 5$  crystal matrix around the most energetic crystal in the supercluster.  $E_{5 \times 5}$  is the energy of the  $5 \times 5$  crystal matrix and  $\eta_i = 0.0174 \hat{\eta}_i$ , where  $\hat{\eta}_i$  is the  $\eta$  index of the  $i$ th crystal. This variable represents the second moment of the energy distribution along the  $\eta$  coordinate.

A more detailed description of the isolation requirements can be found in [18]. The energy deposited within the isolation cones is corrected for the contribution from pileup and the underlying event using the FASTJET technique [28].

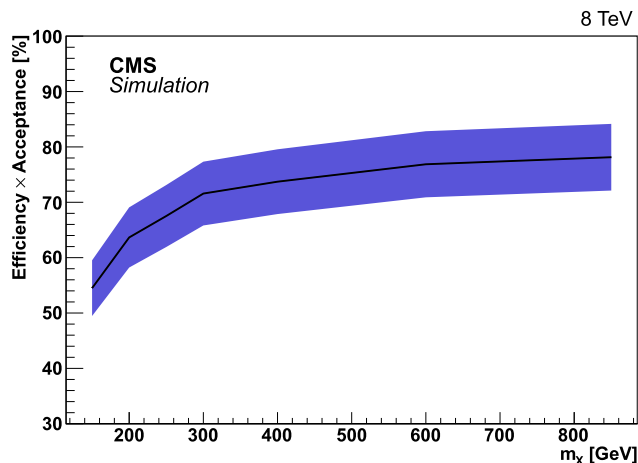
##### 4.3. Diphoton vertex identification

The diphoton mass resolution has contributions from the resolution of the measurement of the photon energies and the angle between the two photons. The opening angle resolution strongly depends on the determination of the interaction point where the two photons were produced. If the vertex from which the photons originate is known with a precision better than 10 mm, the experimental resolution on the angle between them makes a negligible contribution to the mass resolution.

No charged particle tracks result from photons that do not convert, so the diphoton vertex is identified indirectly, using the kinematic properties of the diphoton system and its correlations with the kinematic properties of the recoiling tracks. If either of the photons converts, the direction of the resulting tracks can provide additional information [2].

**Table 1**  
Definition of diphoton event classes.

Class	$\eta$ criterion	$R_9$ criterion
0	$\max( \eta ) < 1.44$	$\min(R_9) > 0.94$
1	$\max( \eta ) < 1.44$	$\min(R_9) < 0.94$
2	$1.57 < \max( \eta ) < 2.50$	$\min(R_9) > 0.94$
3	$1.57 < \max( \eta ) < 2.50$	$\min(R_9) < 0.94$



**Fig. 1.** Signal efficiency times acceptance as a function of the mass for a spin-0 scalar resonance, produced via gluon–gluon fusion, with natural width equal to 0.1 GeV. The shaded region indicates the systematic uncertainty.

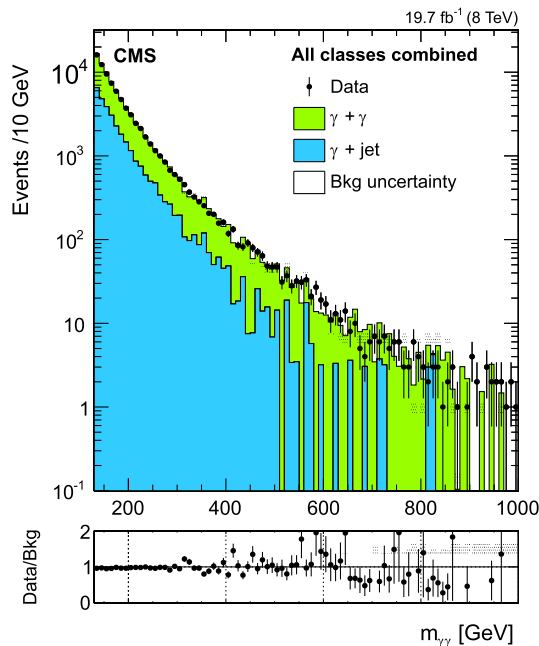
The efficiency for finding the correct vertex for a diphoton resonance of mass above 150 GeV is between 79% and 92% and increases with the mass of the resonance.

## 5. Event selection and classification

The analysis uses events with two photon candidates satisfying the preselection and identification requirements, and with  $p_T^{\gamma_1} > m_{\gamma\gamma}/3$  and  $p_T^{\gamma_2} > m_{\gamma\gamma}/4$ . The use of  $p_T$  thresholds scaled by  $m_{\gamma\gamma}$  prevents a distortion of the low end of the  $m_{\gamma\gamma}$  spectrum that would result from fixed thresholds [29]. This strategy has two other main advantages. Background modeling is simplified because the shapes of the invariant mass distributions in the different event classes are similar after this selection. In addition scaled  $p_T$  thresholds allow for tighter selection criteria with the mass increase, while preserving the acceptance of the selection.

The search sensitivity is increased by subdividing the events into classes, according to indicators of mass resolution and predicted signal-to-background ratio. Two simple classifiers are used: the minimum  $R_9$  and the maximum pseudorapidity of the two photons. Photons with a high value of the  $R_9$  variable are predominantly unconverted, have a better energy resolution than those with a lower value, and are less likely to arise from misidentification of jet fragments. Similarly, photons in the barrel have better energy resolution than those in the endcap and are less likely to be incorrectly identified. The classification scheme groups together events with good diphoton mass resolution, resulting from photons with good energy resolution and with better signal-to-background ratio. The event class definitions are shown in Table 1.

Fig. 1 shows the signal efficiency times the acceptance of the event selection as a function of the mass hypothesis for a narrow spin-0 scalar resonance produced via gluon–gluon fusion. The shaded region shows the systematic uncertainty due to different sources as described in Section 6.3. The acceptance over the full mass range is also evaluated for the pseudoscalar hypothesis and found to be compatible with that measured for the scalar reso-



**Fig. 2.** Diphoton invariant mass distribution for the selected events in data and simulation. Background processes are represented by the filled histograms. The shaded band represents the Poisson uncertainty in the MC prediction. The prompt diphoton events and the photon plus jets events are shown separately. The ratio between data and MC is displayed bin by bin in the bottom plot. In this figure, the leading-order cross sections for the background processes are scaled to next-to-leading-order (NLO) predictions with scale factors derived from CMS measurements at 7 TeV [30,31].

nances within the uncertainties. For the spin-2 scenario the corresponding numbers are about 5–10% smaller, because of differences in acceptance between the two models. Fig. 2 shows the diphoton invariant mass distribution for selected events in data and MC simulation, normalized to an integrated luminosity of  $19.7 \text{ fb}^{-1}$ , for all event classes combined. The bin width of this distribution is chosen to be narrow enough to properly display wide resonances. However a data driven technique is exploited in this analysis for the estimation of the background, as detailed in Section 6.2.

## 6. Statistical methodology

In order to assess the compatibility of the data with the presence of a diphoton resonance, we make a hypothesis test based on a frequentist construction [32,33]. An unbinned maximum-likelihood fit in a sliding window range to the diphoton invariant mass distributions in all the event classes is made using a parametric model for the signal and a background shape obtained directly from data. A scan of the signal mass and the signal width is performed. The signal and background normalizations are allowed to float, together with the parameters which describe the background shape. The log-likelihood ratio is used as test statistic. The signal model is derived from MC simulation as described in Section 6.1, with corrections determined from data-MC comparisons applied. The functional form of the background distribution is determined by fitting the measured  $m_{\gamma\gamma}$  distribution as detailed in Section 6.2. Systematic uncertainties described in Section 6.3 are incorporated into the analysis via nuisance parameters and are treated according to the frequentist paradigm [34].

### 6.1. Signal parametrization

To construct the signal fitting function from simulated events, the reconstructed  $m_{\gamma\gamma}$  distribution of each event class is de-



scribed in terms of a parametric function of the hypothetical signal mass  $m_X$ . This procedure can be extended in a simple fashion to allow for an additional free parameter, the natural width  $\Gamma_X$  of the new resonance, by convolving a resolution function, which takes into account the detector response, with a theoretical line shape. The convolution of the detector response, described in this section, with the theoretical lineshape, described in Section 6.1.1, is applied for any natural width hypothesis.

The detector response is parametrized in terms of the relative difference between the reconstructed diphoton mass  $m_{\text{reco}}$  and the true mass  $m_{\text{true}}$ ,  $\mu = (m_{\text{reco}} - m_{\text{true}})/m_{\text{true}}$ . The resolution function  $R$  is obtained by fitting the response distribution with an analytic function, namely the sum of two single-sided Crystal Ball (CB) functions [35] with common mean  $\mu_0$  and width  $\sigma$ , and different values of  $n$  and  $\alpha$ . The Crystal Ball function combines a Gaussian core and a power-law tail with an exponent  $n$  to account for incomplete photon energy containment in the cluster related to the material in front of the calorimeter, and for other reconstruction effects:

$$f_{\text{CB}}(\mu) = \begin{cases} \frac{N}{\sqrt{2\pi}\sigma} \exp\left(-\frac{(\mu - \mu_0)^2}{2\sigma^2}\right), & \text{for } \frac{\mu - \mu_0}{\sigma} > \alpha; \\ \frac{N}{\sqrt{2\pi}\sigma} \left(\frac{n}{|\alpha|}\right)^n \exp\left(-\frac{|\alpha|^2}{2}\right) \\ \times \left(\frac{n}{|\alpha|} - |\alpha| - \frac{\mu - \mu_0}{\sigma}\right)^{-n}, & \\ \text{for } \frac{\mu - \mu_0}{\sigma} \leq \alpha. \end{cases} \quad (2)$$

The parameter  $\alpha$  defines the transition between the Gaussian and power-law functions. The fit to the response distribution in the first class of events for a simulated signal with  $m_X = 150$  GeV is shown in Fig. 3. The resolution in  $\mu$  (i.e., the  $\sigma$  in Eq. (2)) improves by roughly 20%, from 0.021 to 0.016, when the resonance mass increases from 150 to 850 GeV. The resolution function  $R$  is constructed so that  $\sigma$  depends continuously on  $m_{\text{true}}$  via a quadratic polynomial function.

### 6.1.1. Parametric line shape

The theoretical line shape of unstable particles is modeled with a Breit-Wigner (BW) distribution with a mass-dependent width [36]:

$$g_{\text{BW}}(m|m_X, \Gamma_X) = \frac{N}{(m^2 - m_X^2)^2 + m_X^2 \Gamma_X^2}. \quad (3)$$

The effect of the proton parton distribution functions (PDF) on the signal shape for a wide resonance (with  $\Gamma_X = 0.1m_X$ ) is investigated with high-mass Higgs boson samples produced with the POWHEG generator [37]. The shape obtained after convolution with the PDF is still well described by a BW function within an accuracy better than 1%.

The final signal model is obtained from the convolution of the BW in Eq. (3) and the response function  $R$ :

$$g_S(m_{\gamma\gamma}|m_X, \Gamma_X) = R(m_{\gamma\gamma}|m) \otimes g_{\text{BW}}(m|m_X, \Gamma_X). \quad (4)$$

This signal model is validated by fitting the reconstructed mass distribution for a simulated signal with  $\Gamma_X = 0.1$  GeV, as shown in Fig. 4.

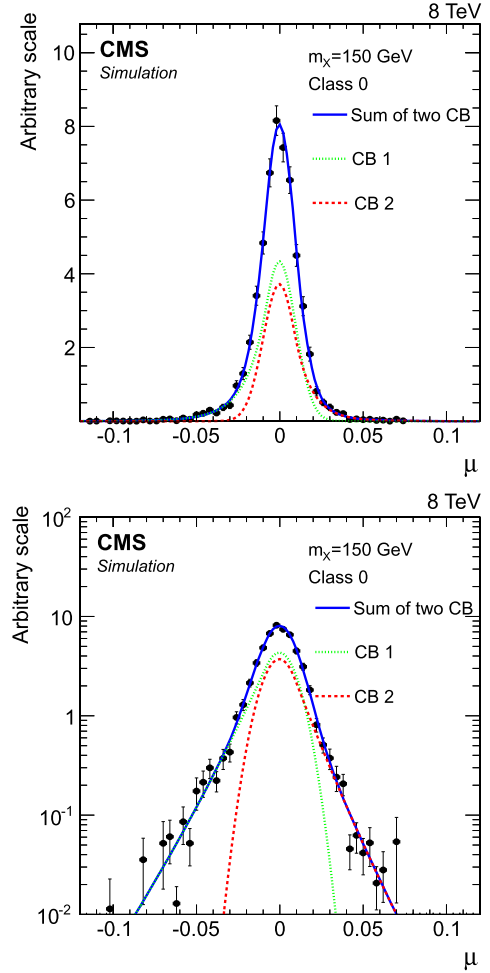
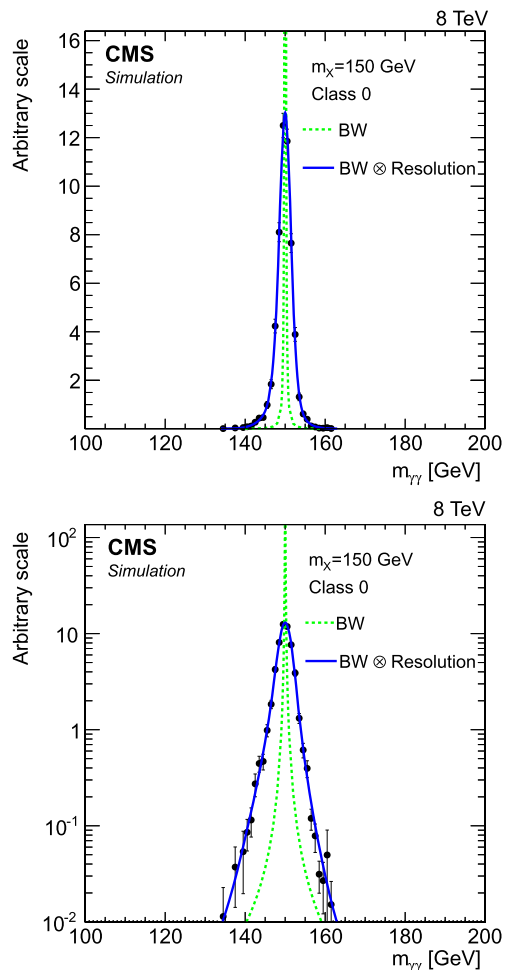


Fig. 3. Fit to the detector response distribution for  $m_X = 150$  GeV with two single-sided Crystal Ball functions (solid curve), displayed with linear (top) and logarithmic (bottom) scales. The dashed and dotted curves show the individual Crystal Ball components.

### 6.2. Background modeling

The modeling of the background relies entirely on the data, so there are no systematic uncertainties due to potential mismodeling of the background processes by the MC simulation. Because the exact functional form of the background in each event class is not known, the parametric model must be flexible enough to describe a variety of potential underlying functions. Using an incorrect background model can lead to biases in the measured signal yield, which can strongly reduce the sensitivity of the analysis to any potential signal. The procedure used to determine the background fitting function, which results in a negligible bias, is presented here. In this study the bias on the fitted signal yield is defined as the difference between the number of fitted signal events and the number of expected signal events. A set of analytical functions that could describe the unknown true background distribution in data is first determined. The five functions considered as possible truth models are analytical forms that are used in dijet resonance searches [38] to describe both data and QCD predictions and models that are frequently used in diphoton resonance searches [2]. The bias study procedure described below is performed considering each function among the available set of models. The candidate fitting function that performs best in this study is  $f_0$ , the product of exponential and power-law functions:

$$f_0(m) = e^{-p_1 m} m^{-p_2}. \quad (5)$$



**Fig. 4.** Parametrized signal shape for a signal with  $m_X = 150$  GeV and  $\Gamma_X = 0.1$  GeV, displayed with linear (top) and logarithmic (bottom) scales. The solid curve shows the result of a fit to the simulated events (points with error bars); the dashed curve represents the Breit-Wigner component of the model.

As an example, the fits of this model to the data in the four event classes are shown in Fig. 5 for the fit range [240, 640] GeV, used for searching for a peak near 350 GeV. In order to check that a background fit model results in a negligible bias in the fitted signal yield, we construct pseudo-data sets with the other four analytical models by randomly drawing diphoton mass values from them. The number of background events generated in each set is equal to the number of events observed in data in a fixed mass range. Background-only pseudo-data sets are then fitted with the signal + background probability density function. The criterion for the bias to be negligible is that it must be five times smaller than the statistical uncertainty in the number of fitted signal events for all four types of pseudo-data sets across the entire mass region of interest. When this criterion is satisfied, any potential bias from the background fit function can be neglected in comparison with the statistical uncertainty from the finite data sample. The functional form of the truth model being fixed, the lower and upper bounds of the fit range are varied for each hypothetical resonance mass in order to minimize the bias. The desired fit range for each hypothetical mass is the one that gives the smallest bias for all the truth models considered. This study is performed for a resonance with width equal to 10% of its mass, as the bias tends to increase with increasing resonance width. The optimal lower and upper bounds of the fit range are parametrized as a function of the resonance mass with polynomial functions.

As a closure test, the obtained fit ranges are used to compute the bias on the number of fitted signal events as a function of the assumed resonance mass. We find that the  $f_0$  function produces a sufficiently small bias for all four truth models in all event classes and for any width of the resonance up to 10% of the mass. We therefore use this background function to fit the data.

Our approach to extract the numbers of signal and background events cannot be used above  $m_X = 850$  GeV because of the very small number of events in the data. This is therefore the highest value of mass considered in this search for new resonances. The lowest value of  $m_X$  considered is 150 GeV, and the fitted range in  $m_{\gamma\gamma}$  is [130, 1000] GeV. The maximum value of the width of the resonance is fixed to 10% of the resonance mass itself. This value is limited by the width of the resonance mass points at the edges of the range (150 and 850 GeV) which have to be included in the fitting range ([130, 1000] GeV) within at least one sigma.

### 6.3. Systematic uncertainties

The experimental systematic uncertainties can be separated into those related to the yield and those related to the signal shape. A log-normal prior is assumed for the uncertainties in the class yields, while the shape uncertainties are incorporated as parametric variations of the model.

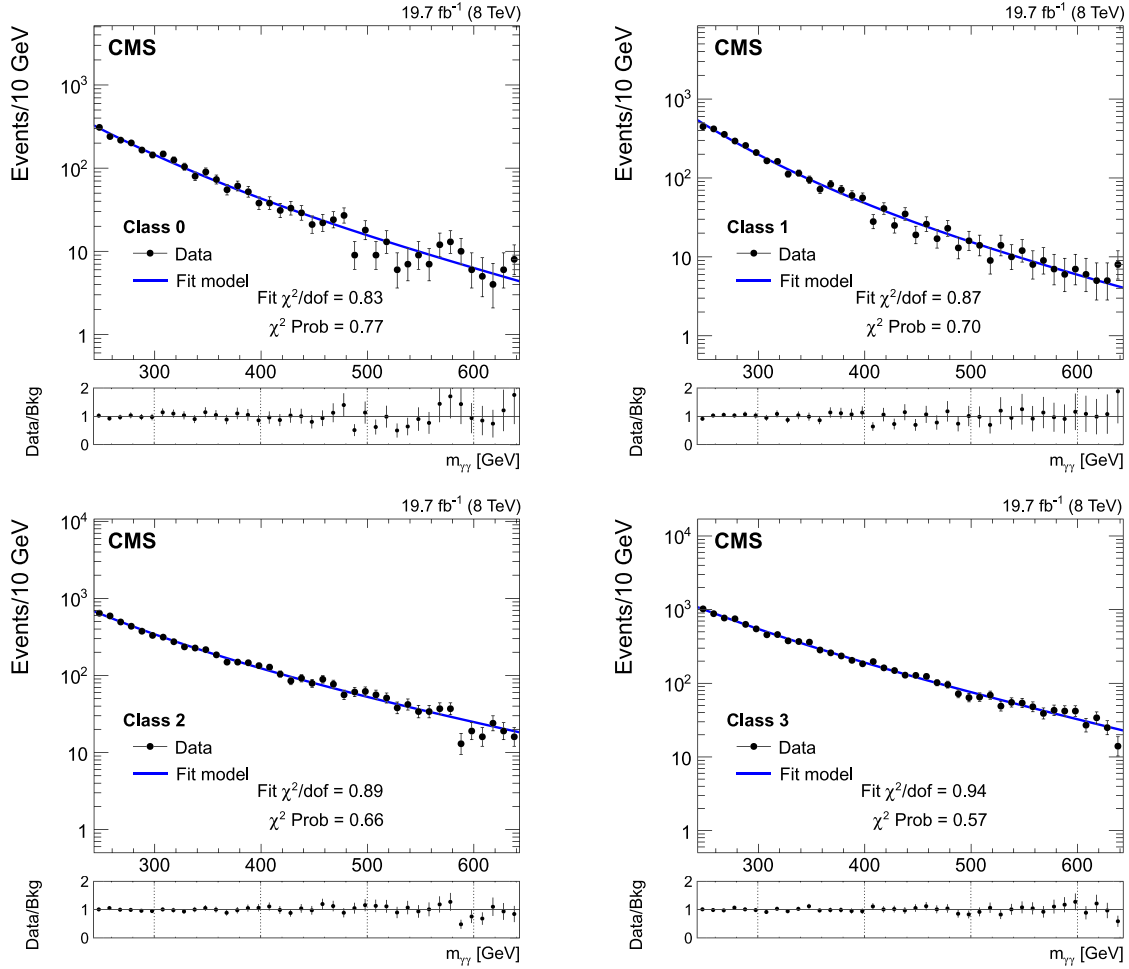
The normalization uncertainty related to the integrated luminosity is 2.6% [39]. The photon-related uncertainties are the same as in [2]. The uncertainty in the energy scale is conservatively increased to 0.5% in the barrel and to 2% in the endcaps to take into account additional nonlinearities. Systematic uncertainties related to individual photons are then propagated to the signal model, where they result in uncertainties in the peak position and width. The 1% (2.6%) normalization uncertainty in the barrel (endcap) related to the offline photon identification is taken from the largest uncertainty in the data/MC scale factors computed with  $Z \rightarrow e^+e^-$  events using the tag-and-probe technique. A 1% normalization uncertainty is also assumed in the trigger efficiency. A normalization uncertainty of 2–5% is included to take into account possible event class migration due to  $R_9$  selection efficiency uncertainties in both barrel and endcap. More details about trigger and  $R_9$  efficiencies can be found in Ref. [2].

Systematic uncertainties estimated for the SM-like Higgs boson search [2] can be safely used for this analysis as well as for low mass resonances, where the bulk of the photon  $p_T$  distribution is close to that of the photons coming from decays of the SM-like Higgs boson. This is not the case for high-mass resonances. Therefore a normalization uncertainty of 5% per photon pair is also included to account for the differences in the  $p_T$  spectra of the signal photons and the electrons from  $Z \rightarrow e^+e^-$  used to estimate the uncertainties [40].

The use of the BW model has an accuracy of the order  $\Gamma_X/m_X$  [36]. A global normalization uncertainty equal to  $\Gamma_X/m_X$  is added to account for any uncertainty due to the theoretical signal line shape. Table 2 lists all the systematic uncertainties accounted for in the analysis.

## 7. Results and interpretation

The invariant mass spectra show no clear evidence for the presence of a new particle decaying to two photons. Exclusion limits are therefore computed. A modified frequentist  $CL_s$  method [32] is employed, with the asymptotic approximation for the statistic test as described in Ref. [41]. Model-independent results are presented for a spin-0 and spin-2 resonance produced via gluon-gluon fusion. Fig. 6 shows the 95% confidence level (CL) exclusion limits



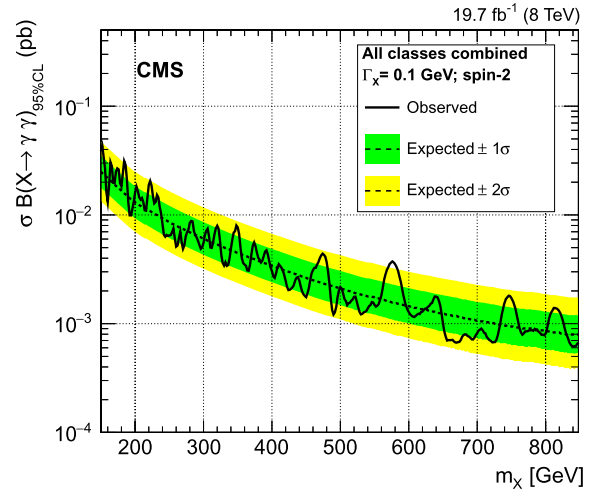
**Fig. 5.** Fits to the diphoton mass distributions in the four classes of events in the window [240, 640] GeV chosen for searching for a peak near 350 GeV using the  $f_0$  model and assuming no signal. The ratio between data and  $f_0$  is displayed bin by bin in the bottom plot.

**Table 2**

Summary of uncertainties that have impact on the signal strength, applicable to events in all classes.

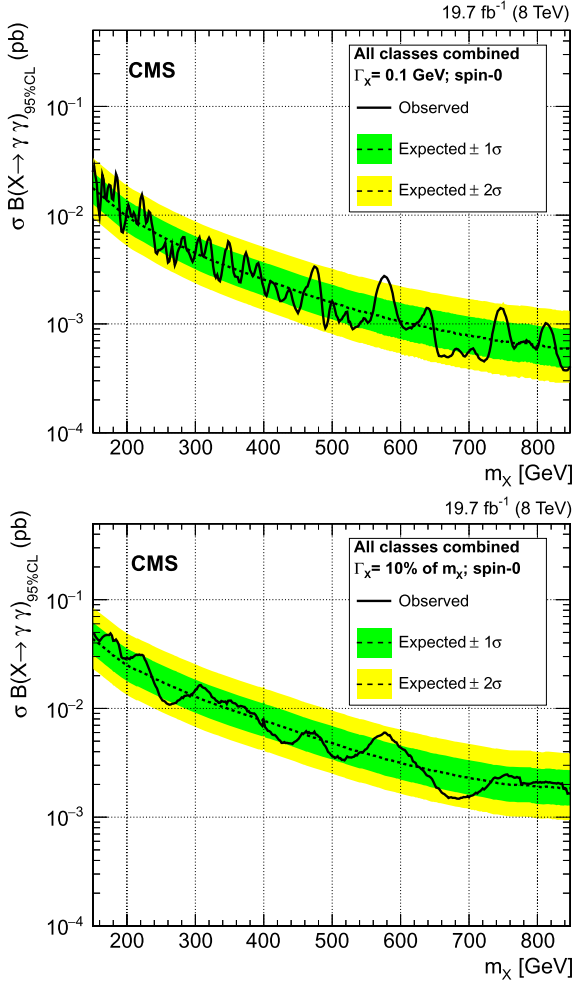
Sources of systematic uncertainty	Uncertainty	
Per photon	Barrel	Endcap
Energy resolution, $R_9 > 0.94$ (low $\eta$ , high $\eta$ )	0.10%, 0.20%	0.14%, 0.06%
Energy resolution, $R_9 < 0.94$ (low $\eta$ , high $\eta$ )	0.10%, 0.18%	0.18%, 0.12%
Photon energy scale	0.5%	2%
Photon identification efficiency	1.0%	2.6%
Per event	Barrel	Endcap
Integrated luminosity	2.6%	2.6%
Vertex finding efficiency	0.2%	0.2%
Trigger efficiency	1.0%	1.0%
$R_9$ class migration	2.3%	5.5%
Additional normalization uncertainty	5%	5%
Breit–Wigner model	0.01–10%	0.01–10%

on the production cross section times branching fraction ( $\sigma\mathcal{B}$ ), obtained by combining all four event classes, as a function of mass for a narrow ( $\Gamma_\chi = 0.1$  GeV) spin-2 resonance. Fig. 7 shows the 95% CL combined limits for two width hypotheses,  $\Gamma_\chi = 0.1$  GeV and  $\Gamma_\chi = 0.1m_\chi$ , as a function of mass for the spin-0 model. The results shown in Figs. 6 and 7 (top) are similar because of the



**Fig. 6.** Exclusion limit at 95% CL on the cross section times branching fraction of a new, narrow, spin-2 resonance decaying into two photons as a function of the resonance mass hypothesis, combining the four classes of events.

small differences in the efficiency times the acceptance in the two different spin scenarios. Fig. 8 shows the dependence of the limit on  $\Gamma_\chi$  for two values of the resonance mass (150 and 840 GeV) in the spin-0 model. Fig. 9 shows the 95% CL exclusion limits on



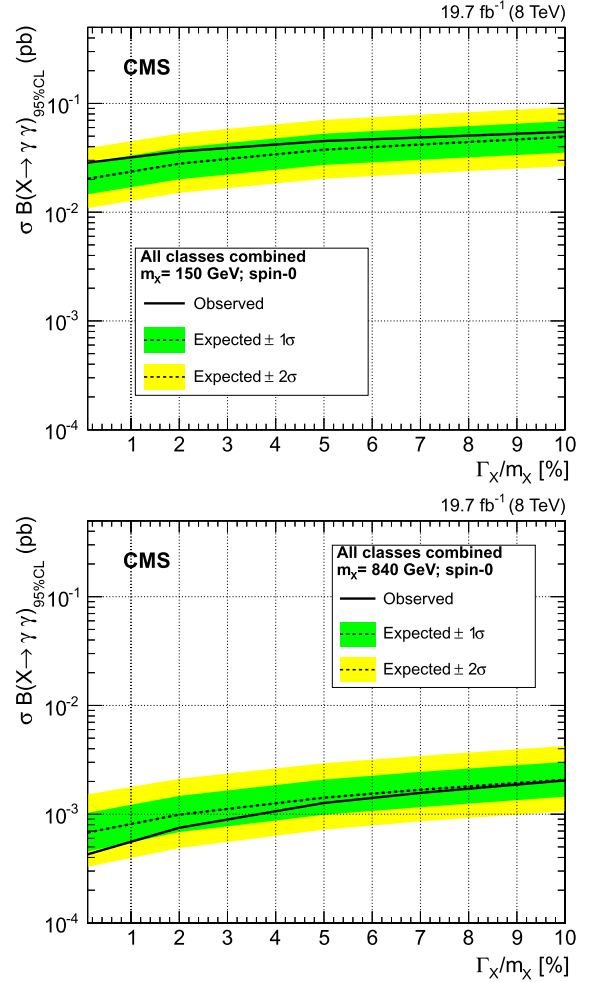
**Fig. 7.** Exclusion limit at 95% CL on the cross section times branching fraction of a new, spin-0 resonance decaying into two photons as a function of the resonance mass hypothesis, combining the four classes of events. The results for a narrow resonance hypothesis ( $\Gamma_X = 0.1$  GeV) (top) and for a wide resonance hypothesis ( $\Gamma_X = 0.1m_X$ ) (bottom) are shown.

the production cross section times branching fraction as a function of the resonance mass and width in the spin-0 model. The expected limits lie between  $6 \times 10^{-4}$  pb and  $4 \times 10^{-2}$  pb over the full mass range analyzed. The observed limits are consistent with the expected sensitivity of the analysis in the no signal hypothesis. The largest excess is observed at  $m_X \sim 580$  GeV with a local significance of less than  $2.5\sigma$ .

### 7.1. Interpretation in two-Higgs-doublet model

In this section the model-independent limits obtained for a hypothetical heavy diphoton resonance are interpreted in the context of the two heavy neutral Higgs bosons, H and A, predicted in the 2HDM [11]. In this model, the production cross sections for H and A, as well as the branching fractions for their decays to two photons depend on two parameters,  $\alpha$  and  $\beta$ . The mixing angle between H and h is given by  $\alpha$ , while  $\tan\beta$  is the ratio of the vacuum expectation values of the two Higgs doublets. The 2HDM cross sections are calculated by means of the SusHi [42] program, and branching fractions are obtained using 2HDMC [43].

Exclusion regions in the  $\tan\beta$  versus  $\cos(\beta - \alpha)$  plane are shown only for the diphoton decay of the pseudoscalar Higgs boson A; no region of the phase space can be excluded for the decay of the heavy H scalar.



**Fig. 8.** Exclusion limit at 95% CL on the cross section times branching fraction of a new, spin-0 resonance decaying into two photons as a function of the resonance width hypothesis, combining the four classes of events. The results for  $m_X = 150$  (840) GeV are shown top (bottom).

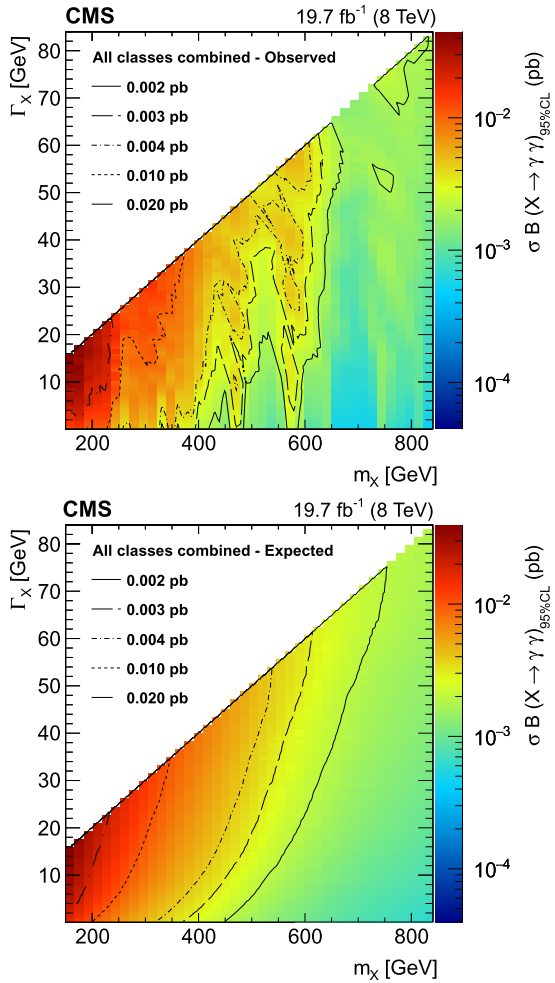
Fig. 10 shows the observed and expected exclusion regions for a heavy Higgs boson A of mass 200 and 300 GeV for the Type I 2HDM. The case where H and A are degenerate in mass is considered.

In Fig. 10 the region below the curve is excluded. These contour plots are similar to those in [10]. The constraints obtained in this analysis on the 2HDM parameters are complementary to those already set by ATLAS on heavy neutral Higgs boson production using multilepton final states [44] and by CMS on heavy neutral Higgs bosons production using multilepton and diphoton final states [45,46].

## 8. Summary

A search for resonant production of two photons is performed using  $19.7 \text{ fb}^{-1}$  of pp collisions collected at  $\sqrt{s} = 8$  TeV, in the mass range 150–850 GeV. Widths of the resonance X in the range 0.1 GeV to  $0.1m_X$  are investigated. Both spin-0 and spin-2 scenarios are considered. A fit to the diphoton invariant mass distribution in data is performed using a parametric model for the signal and a background shape obtained directly from data. No evidence for a signal is observed, and upper exclusion limits at 95% CL are set on the production cross section times branching fraction. The model-independent upper limits extend over considerably wider mass and width ranges than in previous searches. We further interpret



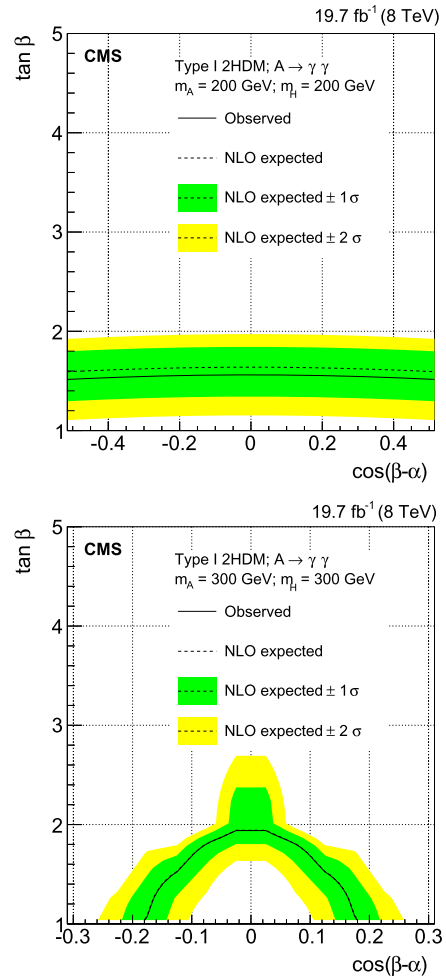


**Fig. 9.** Combined observed (top) and expected (bottom) exclusion limits at 95% CL on the cross section times branching fraction of a new, spin-0 resonance decaying into two photons as a function of the resonance mass and width hypotheses. Contours are displayed for different values of  $\sigma B(X \rightarrow \gamma\gamma)$ . (For interpretation of the colors in this figure, the reader is referred to the web version of this article.)

these limits in the context of the 2HDM, presenting exclusion contours in the  $\tan\beta$  versus  $\cos(\beta - \alpha)$  plane. This is the first search for heavy diphoton resonances carried out at the LHC to be interpreted in terms of the 2HDM.

### Acknowledgements

We congratulate our colleagues in the CERN accelerator departments for the excellent performance of the LHC and thank the technical and administrative staffs at CERN and at other CMS institutes for their contributions to the success of the CMS effort. In addition, we gratefully acknowledge the computing centers and personnel of the Worldwide LHC Computing Grid for delivering so effectively the computing infrastructure essential to our analyses. Finally, we acknowledge the enduring support for the construction and operation of the LHC and the CMS detector provided by the following funding agencies: the Austrian Federal Ministry of Science, Research and Economy and the Austrian Science Fund; the Belgian Fonds de la Recherche Scientifique, and Fonds voor Wetenschappelijk Onderzoek; the Brazilian Funding Agencies (CNPq, CAPES, FAPERJ, and FAPESP); the Bulgarian Ministry of Education and Science; CERN; the Chinese Academy of Sciences, Ministry of Science and Technology of the People's Republic of China, and National Natural Science Foundation of China; the Colombian



**Fig. 10.** Observed and expected 95% CL exclusion regions for gluon-fusion production of a heavy Higgs boson A of mass 200 GeV (top) and 300 GeV (bottom) in the  $\tan\beta$  versus  $\cos(\beta - \alpha)$  plane for the Type I 2HDM, assuming the H boson to be degenerate in mass with A. The regions below the curves are excluded.

Funding Agency (COLCIENCIAS); the Croatian Ministry of Science, Education and Sports, and the Croatian Science Foundation; the Research Promotion Foundation, Cyprus; the Ministry of Education and Research, Estonian Research Council via IUT23-4 and IUT23-6 and European Regional Development Fund, Estonia; the Academy of Finland, Finnish Ministry of Education and Culture, and Helsinki Institute of Physics; the Institut National de Physique Nucléaire et de Physique des Particules/CNRS, and Commissariat à l'Énergie Atomique et aux Énergies Alternatives/CEA, France; the Bundesministerium für Bildung und Forschung, Deutsche Forschungsgemeinschaft, and Helmholtz-Gemeinschaft Deutscher Forschungszentren, Germany; the General Secretariat for Research and Technology, Greece; the National Scientific Research Foundation, and National Innovation Office, Hungary; the Department of Atomic Energy, Government of India and the Department of Science and Technology, India; the Institute for Studies in Theoretical Physics and Mathematics, Iran; the Science Foundation Ireland; the Istituto Nazionale di Fisica Nucleare, Italy; the Ministry of Science, ICT and Future Planning, and National Research Foundation of Korea (NRF), Republic of Korea; the Lithuanian Academy of Sciences; the Ministry of Education, and University of Malaya (Malaysia); the Mexican Funding Agencies (CINVESTAV, CONACYT, SEP, and UASLP-FAI); the Ministry of Business, Innovation and Employment, New Zealand; the Pakistan Atomic Energy Commission; the Ministry of Science and Higher Education and the National Science Cen-

tre, Poland; the Fundação para a Ciência e a Tecnologia, Portugal; JINR, Dubna; the Ministry of Education and Science of the Russian Federation, the Federal Agency of Atomic Energy of the Russian Federation, Russian Academy of Sciences, and the Russian Foundation for Basic Research; the Ministry of Education, Science and Technological Development of Serbia; the Secretaría de Estado de Investigación, Desarrollo e Innovación and Programa Consolider-Ingenio 2010, Spain; the Swiss Funding Agencies (ETH Board, ETH Zurich, PSI, SNF, UniZH, Canton Zurich, and SER); the Ministry of Science and Technology, Taipei; the Thailand Center of Excellence in Physics, the Institute for the Promotion of Teaching Science and Technology of Thailand, Special Task Force for Activating Research and the National Science and Technology Development Agency of Thailand; the Scientific and Technical Research Council of Turkey, and Turkish Atomic Energy Authority; the National Academy of Sciences of Ukraine, and State Fund for Fundamental Researches, Ukraine; the Science and Technology Facilities Council, UK; the US Department of Energy, and the US National Science Foundation.

Individuals have received support from the Marie-Curie program and the European Research Council and EPLANET (European Union); the Leventis Foundation; the A.P. Sloan Foundation; the Alexander von Humboldt Foundation; the Belgian Federal Science Policy Office; the Fonds pour la Formation à la Recherche dans l'Industrie et dans l'Agriculture (FRIA-Belgium); the Agentschap voor Innovatie door Wetenschap en Technologie (IWT-Belgium); the Ministry of Education, Youth and Sports (MEYS) of the Czech Republic; the Council of Science and Industrial Research, India; the HOMING PLUS program of the Foundation for Polish Science, cofinanced from European Union, Regional Development Fund; the Compagnia di San Paolo (Torino); the Consorzio per la Fisica (Trieste); MIUR project 20108T4XTM (Italy); the Thalys and Aristeia programs cofinanced by EU-ESF and the Greek NSRF; and the National Priorities Research Program by Qatar National Research Fund.

## References

- [1] CMS Collaboration, Observation of a new boson with mass near 125 GeV in pp collisions at  $\sqrt{s} = 7$  and 8 TeV, *J. High Energy Phys.* 06 (2013) 081, [http://dx.doi.org/10.1007/JHEP06\(2013\)081](http://dx.doi.org/10.1007/JHEP06(2013)081), arXiv:1303.4571.
- [2] CMS Collaboration, Observation of the diphoton decay of the Higgs boson and measurement of its properties, *Eur. Phys. J. C* 74 (2014) 3076, <http://dx.doi.org/10.1140/epjc/s10052-014-3076-z>, arXiv:1407.0558.
- [3] ATLAS Collaboration, Observation of a new particle in the search for the standard model Higgs boson with the ATLAS detector at the LHC, *Phys. Lett. B* 716 (2012) 1, <http://dx.doi.org/10.1016/j.physletb.2012.08.020>, arXiv:1207.7214.
- [4] ATLAS Collaboration, Measurement of Higgs boson production in the diphoton decay channel in pp collisions at center-of-mass energies of 7 and 8 TeV with the ATLAS detector, *Phys. Rev. D* 90 (2014) 112015, <http://dx.doi.org/10.1103/PhysRevD.90.112015>.
- [5] ATLAS Collaboration, Search for scalar diphoton resonances in the mass range 65–600 GeV with the ATLAS detector in pp collision data at  $\sqrt{s} = 8$  TeV, *Phys. Rev. Lett.* 113 (2014) 171801, <http://dx.doi.org/10.1103/PhysRevLett.113.171801>.
- [6] V.M. Abazov, et al., D0 Collaboration, Search for Randall–Sundrum gravitons in the dielectron and diphoton final states with 5.4 fb<sup>-1</sup> of data from  $p\bar{p}$  collisions at  $\sqrt{s} = 1.96$  TeV, *Phys. Rev. Lett.* 104 (2010) 241802, <http://dx.doi.org/10.1103/PhysRevLett.104.241802>, arXiv:1004.1826.
- [7] T. Aaltonen, et al., CDF Collaboration, Search for Randall–Sundrum gravitons in the diphoton channel at CDF, *Phys. Rev. D* 83 (2011) 011102, <http://dx.doi.org/10.1103/PhysRevD.83.011102>, arXiv:1012.2795.
- [8] ATLAS Collaboration, Search for extra dimensions in diphoton events using proton–proton collisions recorded at  $\sqrt{s} = 7$  TeV with the ATLAS detector at the LHC, *New J. Phys.* 15 (2013) 043007, <http://dx.doi.org/10.1088/1367-2630/15/4/043007>, arXiv:1210.8389.
- [9] CMS Collaboration, Search for signatures of extra dimensions in the diphoton mass spectrum at the large hadron collider, *Phys. Rev. Lett.* 108 (2012) 111801, <http://dx.doi.org/10.1103/PhysRevLett.108.111801>, arXiv:1112.0688.
- [10] N. Craig, J. Galloway, S. Thomas, Searching for signs of the second Higgs doublet, arXiv:1305.2424, 2013.
- [11] P.S.B. Dev, A. Pilaftsis, Maximally symmetric two Higgs doublet model with natural standard model alignment, arXiv:1408.3405, 2014.
- [12] S.L. Glashow, S. Weinberg, Natural conservation laws for neutral currents, *Phys. Rev. D* 15 (1977) 1958, <http://dx.doi.org/10.1103/PhysRevD.15.1958>.
- [13] L.D. Landau, The moment of a 2-photon system, *Dokl. Akad. Nauk SSSR* 60 (1948) 207.
- [14] C.N. Yang, Selection rules for the dematerialization of a particle into two photons, *Phys. Rev.* 77 (1950) 242, <http://dx.doi.org/10.1103/PhysRev.77.242>.
- [15] L. Randall, R. Sundrum, Large mass hierarchy from a small extra dimension, *Phys. Rev. Lett.* 83 (1999) 3370, <http://dx.doi.org/10.1103/PhysRevLett.83.3370>.
- [16] N. Arkani-Hamed, S. Dimopoulos, G.R. Dvali, The hierarchy problem and new dimensions at a millimeter, *Phys. Lett. B* 429 (1998) 263, [http://dx.doi.org/10.1016/S0370-2693\(98\)00466-3](http://dx.doi.org/10.1016/S0370-2693(98)00466-3), arXiv:hep-ph/9803315.
- [17] CMS Collaboration, The CMS experiment at the CERN LHC, *J. Instrum.* 3 (2008) S08004, <http://dx.doi.org/10.1088/1748-0221/3/08/S08004>.
- [18] CMS Collaboration, Performance of photon reconstruction and identification with the CMS detector in proton–proton collisions at  $\sqrt{s} = 8$  TeV, *J. Instrum.* 10 (2015) P08010, <http://dx.doi.org/10.1088/1748-0221/10/08/P08010>.
- [19] CMS Collaboration, Energy calibration and resolution of the CMS electromagnetic calorimeter in pp collisions at  $\sqrt{s} = 7$  TeV, *J. Instrum.* 8 (2013) P09009, <http://dx.doi.org/10.1088/1748-0221/8/09/P09009>.
- [20] S. Agostinelli, et al., GEANT4 Collaboration, GEANT4—a simulation toolkit, *Nucl. Instrum. Methods A* 506 (2003) 250, [http://dx.doi.org/10.1016/S0168-9002\(03\)01368-8](http://dx.doi.org/10.1016/S0168-9002(03)01368-8).
- [21] T. Sjöstrand, S. Mrenna, P. Skands, Pythia 6.4 physics and manual, *J. High Energy Phys.* 05 (2006) 026, <http://dx.doi.org/10.1088/1126-6708/2006/05/026>, arXiv:hep-ph/0603175.
- [22] CMS Collaboration, Measurement of the underlying event activity at the LHC with  $\sqrt{s} = 7$  TeV and comparison with  $\sqrt{s} = 0.9$  TeV, *J. High Energy Phys.* 09 (2011) 109, [http://dx.doi.org/10.1007/JHEP09\(2011\)109](http://dx.doi.org/10.1007/JHEP09(2011)109), arXiv:1107.0330.
- [23] T. Gleisberg, S. Höche, F. Krauss, M. Schönherr, S. Schumann, F. Siegert, J. Winter, Event generation with SHERPA 1.1, *J. High Energy Phys.* 02 (2009) 007, <http://dx.doi.org/10.1088/1126-6708/2009/02/007>, arXiv:0811.4622.
- [24] L.J. Dixon, Y. Li, Bounding the Higgs boson width through interferometry, *Phys. Rev. Lett.* 111 (2013) 111802, <http://dx.doi.org/10.1103/PhysRevLett.111.111802>, arXiv:1305.3854.
- [25] B.P. Roe, H.-J. Yang, J. Zhu, Y. Liu, I. Stancu, G. McGregor, Boosted decision trees as an alternative to artificial neural networks for particle identification, *Nucl. Instrum. Methods A* 543 (2005) 577, <http://dx.doi.org/10.1016/j.nima.2004.12.018>, arXiv:physics/0408124.
- [26] H. Voss, A. Höcker, J. Stelzer, F. Tegenfeldt, TMVA, the toolkit for multivariate data analysis with ROOT, in: *Xth International Workshop on Advanced Computing and Analysis Techniques in Physics Research (ACAT)*, 2007, 40 pp., [http://pos.sissa.it/archive/conferences/050/040/ACAT\\_040.pdf](http://pos.sissa.it/archive/conferences/050/040/ACAT_040.pdf), arXiv:physics/0703039.
- [27] CMS Collaboration, Measurement of the inclusive W and Z production cross sections in pp collisions at  $\sqrt{s} = 7$  TeV, *J. High Energy Phys.* 10 (2011) 132, [http://dx.doi.org/10.1007/JHEP10\(2011\)132](http://dx.doi.org/10.1007/JHEP10(2011)132), arXiv:1107.4789.
- [28] M. Cacciari, G.P. Salam, Pileup subtraction using jet areas, *Phys. Lett. B* 659 (2008) 119, <http://dx.doi.org/10.1016/j.physletb.2007.09.077>.
- [29] CMS Collaboration, Search for the standard model Higgs boson decaying into two photons in pp collisions at  $\sqrt{s} = 7$  TeV, *Phys. Lett. B* 710 (2012) 403, <http://dx.doi.org/10.1016/j.physletb.2012.03.003>, arXiv:1202.1487.
- [30] CMS Collaboration, Measurement of the production cross section for pairs of isolated photons in pp collisions at  $\sqrt{s} = 7$  TeV, *J. High Energy Phys.* 01 (2012) 133, [http://dx.doi.org/10.1007/JHEP01\(2012\)133](http://dx.doi.org/10.1007/JHEP01(2012)133), arXiv:1110.6461.
- [31] CMS Collaboration, Measurement of the differential dijet production cross section in proton–proton collisions at  $\sqrt{s} = 7$  TeV, *Phys. Lett. B* 700 (2011) 187, <http://dx.doi.org/10.1016/j.physletb.2011.05.027>, arXiv:1104.1693.
- [32] A.L. Read, Presentation of search results: the CL<sub>s</sub> technique, *J. Phys. G* 28 (2002) 2693, <http://dx.doi.org/10.1088/0954-3899/28/10/313>.
- [33] T. Junk, Confidence level computation for combining searches with small statistics, *Nucl. Instrum. Methods A* 434 (1999) 435, [http://dx.doi.org/10.1016/S0168-9002\(99\)00498-2](http://dx.doi.org/10.1016/S0168-9002(99)00498-2), arXiv:hep-ex/9902006.
- [34] ATLAS Collaboration, CMS Collaboration, LHC Higgs Combination Group, Procedure for the LHC Higgs boson search combination in summer 2011, Technical report ATL-PHYS-PUB 2011-11, CMS NOTE 2011/005, 2011, <http://cdsweb.cern.ch/record/1379837>.
- [35] M.J. Oreglia, A study of the reactions  $\psi' \rightarrow \gamma\gamma\psi$ , PhD thesis, Stanford University, 1980, <http://www.slac.stanford.edu/pubs/slacreports/slac-r-236.html>, SLAC report SLAC-R-236, see Appendix D.
- [36] S. Heinemeyer, LHC Higgs Cross Section Working Group, Handbook of LHC Higgs cross sections: 3. Higgs properties, Technical report, 2013, arXiv:1307.1347 [hep-ph].
- [37] S. Gorla, G. Passarino, D. Rosco, The Higgs-boson lineshape, *Nucl. Phys. B* 864 (2012) 530, <http://dx.doi.org/10.1016/j.nuclphysb.2012.07.006>, arXiv:1112.5517.
- [38] CMS Collaboration, Search for dijet resonances in 7 TeV pp collisions at CMS, *Phys. Rev. Lett.* 105 (2010) 211801, <http://dx.doi.org/10.1103/PhysRevLett.105.211801>; CMS Collaboration, *Phys. Rev. Lett.* 106 (2011) 029902, <http://dx.doi.org/10.1103/PhysRevLett.106.029902> (Erratum).

- [39] CMS Collaboration, CMS luminosity based on pixel cluster counting – summer 2013 update, CMS Physics Analysis Summary CMS-PAS-LUM-13-001, <http://cdsweb.cern.ch/record/1598864>, 2013.
- [40] CMS Collaboration, Search for heavy narrow dilepton resonances in pp collisions at  $\sqrt{s} = 7$  TeV and  $\sqrt{s} = 8$  TeV, Phys. Lett. B 720 (2013) 63, <http://dx.doi.org/10.1016/j.physletb.2013.02.003>, arXiv:1212.6175.
- [41] G. Cowan, K. Cranmer, E. Gross, O. Vitells, Asymptotic formulae for likelihood-based tests of new physics, Eur. Phys. J. C 71 (2011) 1554, <http://dx.doi.org/10.1140/epjc/s10052-011-1554-0>, arXiv:1007.1727.
- [42] R.V. Harlander, S. Liebler, H. Mantler, SusHi: a program for the calculation of Higgs production in gluon fusion and bottom-quark annihilation in the standard model and the MSSM, Comput. Phys. Commun. 184 (2013) 1605, <http://dx.doi.org/10.1016/j.cpc.2013.02.006>, arXiv:1212.3249.
- [43] D. Eriksson, J. Rathsmann, O. Stal, 2HDMC: two-Higgs-doublet model calculator, Comput. Phys. Commun. 181 (2010) 189, <http://dx.doi.org/10.1016/j.cpc.2009.09.011>, arXiv:0902.0851.
- [44] ATLAS Collaboration, Search for a CP-odd Higgs boson decaying to Zh in pp collisions at  $\sqrt{s} = 8$  TeV with the ATLAS detector, Phys. Lett. B 744 (2015) 163, <http://dx.doi.org/10.1016/j.physletb.2015.03.054>.
- [45] CMS Collaboration, Search for a pseudoscalar boson decaying into a Z boson and the 125 GeV Higgs boson in  $\ell^+ \ell^- b\bar{b}$  final states, Phys. Lett. B 748 (2015) 221, <http://dx.doi.org/10.13039/501100002661>.
- [46] CMS Collaboration, Searches for heavy Higgs bosons in two-Higgs-doublet models and for  $t \rightarrow ch$  decay using multilepton and diphoton final states in pp collisions at 8 TeV, Phys. Rev. D 90 (2014) 112013, <http://dx.doi.org/10.1103/PhysRevD.90.112013>, arXiv:1410.2751.

## CMS Collaboration

V. Khachatryan, A.M. Sirunyan, A. Tumasyan

*Yerevan Physics Institute, Yerevan, Armenia*

W. Adam, E. Asilar, T. Bergauer, J. Brandstetter, E. Brondolin, M. Dragicevic, J. Erö, M. Flechl, M. Friedl, R. Frühwirth<sup>1</sup>, V.M. Ghete, C. Hartl, N. Hörmann, J. Hrubec, M. Jeitler<sup>1</sup>, V. Knünz, A. König, M. Krammer<sup>1</sup>, I. Krätschmer, D. Liko, T. Matsushita, I. Mikulec, D. Rabady<sup>2</sup>, B. Rahbaran, H. Rohringer, J. Schieck<sup>1</sup>, R. Schöfbeck, J. Strauss, W. Treberer-Treberspur, W. Waltenberger, C.-E. Wulz<sup>1</sup>

*Institut für Hochenergiephysik der OeAW, Wien, Austria*

V. Mossolov, N. Shumeiko, J. Suarez Gonzalez

*National Centre for Particle and High Energy Physics, Minsk, Belarus*

S. Alderweireldt, T. Cornelis, E.A. De Wolf, X. Janssen, A. Knutsson, J. Lauwers, S. Luyckx, S. Ochesanu, R. Rougny, M. Van De Klundert, H. Van Haevermaet, P. Van Mechelen, N. Van Remortel, A. Van Spilbeek

*Universiteit Antwerpen, Antwerpen, Belgium*

S. Abu Zeid, F. Blekman, J. D'Hondt, N. Daci, I. De Bruyn, K. Deroover, N. Heracleous, J. Keaveney, S. Lowette, L. Moreels, A. Olbrechts, Q. Python, D. Strom, S. Tavernier, W. Van Doninck, P. Van Mulders, G.P. Van Onsem, I. Van Parijs

*Vrije Universiteit Brussel, Brussel, Belgium*

P. Barria, C. Caillol, B. Clerbaux, G. De Lentdecker, H. Delannoy, D. Dobur, G. Fasanella, L. Favart, A.P.R. Gay, A. Grebenyuk, T. Lenzi, A. Léonard, T. Maerschalk, A. Mohammadi, L. Perniè, A. Randle-conde, T. Reis, T. Seva, L. Thomas, C. Vander Velde, P. Vanlaer, J. Wang, F. Zenoni, F. Zhang<sup>3</sup>

*Université Libre de Bruxelles, Bruxelles, Belgium*

K. Beernaert, L. Benucci, A. Cimmino, S. Crucy, A. Fagot, G. Garcia, M. Gul, J. McCartin, A.A. Ocampo Rios, D. Poyraz, D. Ryckbosch, S. Salva Diblen, M. Sigamani, N. Strobbe, M. Tytgat, W. Van Driessche, E. Yazgan, N. Zaganidis

*Ghent University, Ghent, Belgium*

S. Basegmez, C. Beluffi<sup>4</sup>, O. Bondu, G. Bruno, R. Castello, A. Caudron, L. Ceard, G.G. Da Silveira, C. Delaere, D. Favart, L. Forthomme, A. Giammanco<sup>5</sup>, J. Hollar, A. Jafari, P. Jez, M. Komm, V. Lemaitre, A. Mertens, C. Nuttens, L. Perrini, A. Pin, K. Piotrkowski, A. Popov<sup>6</sup>, L. Quertenmont, M. Selvaggi, M. Vidal Marono

*Université Catholique de Louvain, Louvain-la-Neuve, Belgium*

N. Belyi, T. Caebergs, G.H. Hammad

*Université de Mons, Mons, Belgium*

W.L. Aldá Júnior, G.A. Alves, L. Brito, M. Correa Martins Junior, T. Dos Reis Martins, C. Hensel,

C. Mora Herrera, A. Moraes, M.E. Pol, P. Rebello Teles

*Centro Brasileiro de Pesquisas Físicas, Rio de Janeiro, Brazil*

E. Belchior Batista Das Chagas, W. Carvalho, J. Chinellato<sup>7</sup>, A. Custódio, E.M. Da Costa, D. De Jesus Damiao, C. De Oliveira Martins, S. Fonseca De Souza, L.M. Huertas Guativa, H. Malbouisson, D. Matos Figueiredo, L. Mundim, H. Nogima, W.L. Prado Da Silva, A. Santoro, A. Sznajder, E.J. Tonelli Manganote<sup>7</sup>, A. Vilela Pereira

*Universidade do Estado do Rio de Janeiro, Rio de Janeiro, Brazil*

S. Ahuja<sup>a</sup>, C.A. Bernardes<sup>b</sup>, A. De Souza Santos<sup>b</sup>, S. Dogra<sup>a</sup>, T.R. Fernandez Perez Tomei<sup>a</sup>, E.M. Gregores<sup>b</sup>, P.G. Mercadante<sup>b</sup>, C.S. Moon<sup>a,8</sup>, S.F. Novaes<sup>a</sup>, Sandra S. Padula<sup>a</sup>, D. Romero Abad, J.C. Ruiz Vargas

<sup>a</sup> *Universidade Estadual Paulista, São Paulo, Brazil*

<sup>b</sup> *Universidade Federal do ABC, São Paulo, Brazil*

A. Aleksandrov, V. Genchev<sup>2</sup>, R. Hadjiiska, P. Iaydjiev, A. Marinov, S. Piperov, M. Rodozov, S. Stoykova, G. Sultanov, M. Vutova

*Institute for Nuclear Research and Nuclear Energy, Sofia, Bulgaria*

A. Dimitrov, I. Glushkov, L. Litov, B. Pavlov, P. Petkov

*University of Sofia, Sofia, Bulgaria*

M. Ahmad, J.G. Bian, G.M. Chen, H.S. Chen, M. Chen, T. Cheng, R. Du, C.H. Jiang, R. Plestina<sup>9</sup>, F. Romeo, S.M. Shaheen, J. Tao, C. Wang, Z. Wang, H. Zhang

*Institute of High Energy Physics, Beijing, China*

C. Asawatangtrakuldee, Y. Ban, Q. Li, S. Liu, Y. Mao, S.J. Qian, D. Wang, Z. Xu, W. Zou

*State Key Laboratory of Nuclear Physics and Technology, Peking University, Beijing, China*

C. Avila, A. Cabrera, L.F. Chaparro Sierra, C. Florez, J.P. Gomez, B. Gomez Moreno, J.C. Sanabria

*Universidad de Los Andes, Bogota, Colombia*

N. Godinovic, D. Lelas, D. Polic, I. Puljak

*University of Split, Faculty of Electrical Engineering, Mechanical Engineering and Naval Architecture, Split, Croatia*

Z. Antunovic, M. Kovac

*University of Split, Faculty of Science, Split, Croatia*

V. Brigljevic, K. Kadija, J. Luetic, L. Sudic

*Institute Rudjer Boskovic, Zagreb, Croatia*

A. Attikis, G. Mavromanolakis, J. Mousa, C. Nicolaou, F. Ptochos, P.A. Razis, H. Rykaczewski

*University of Cyprus, Nicosia, Cyprus*

M. Bodlak, M. Finger<sup>10</sup>, M. Finger Jr.<sup>10</sup>

*Charles University, Prague, Czech Republic*

A. Ali<sup>11,12</sup>, R. Aly<sup>13</sup>, S. Aly<sup>13</sup>, Y. Assran<sup>14</sup>, A. Ellithi Kamel<sup>15</sup>, A. Lotfy<sup>16</sup>, M.A. Mahmoud<sup>16</sup>, R. Masod<sup>11</sup>, A. Radi<sup>12,11</sup>

*Academy of Scientific Research and Technology of the Arab Republic of Egypt, Egyptian Network of High Energy Physics, Cairo, Egypt*

B. Calpas, M. Kadastik, M. Murumaa, M. Raidal, A. Tiko, C. Veelken

*National Institute of Chemical Physics and Biophysics, Tallinn, Estonia*

P. Eerola, M. Voutilainen

*Department of Physics, University of Helsinki, Helsinki, Finland*

J. Härkönen, V. Karimäki, R. Kinnunen, T. Lampén, K. Lassila-Perini, S. Lehti, T. Lindén, P. Luukka, T. Mäenpää, J. Pekkanen, T. Peltola, E. Tuominen, J. Tuominiemi, E. Tuovinen, L. Wendland

*Helsinki Institute of Physics, Helsinki, Finland*

J. Talvitie, T. Tuuva

*Lappeenranta University of Technology, Lappeenranta, Finland*

M. Besancon, F. Couderc, M. Dejardin, D. Denegri, B. Fabbro, J.L. Faure, C. Favaro, F. Ferri, S. Ganjour, A. Givernaud, P. Gras, G. Hamel de Monchenault, P. Jarry, E. Locci, M. Machet, J. Malcles, J. Rander, A. Rosowsky, M. Titov, A. Zghiche

*DSM/IRFU, CEA/Saclay, Gif-sur-Yvette, France*

S. Baffioni, F. Beaudette, P. Busson, L. Cadamuro, E. Chapon, C. Charlot, T. Dahms, O. Davignon, N. Filipovic, A. Florent, R. Granier de Cassagnac, S. Lisniak, L. Mastrolorenzo, P. Miné, I.N. Naranjo, M. Nguyen, C. Ochando, G. Ortona, P. Paganini, S. Regnard, R. Salerno, J.B. Sauvan, Y. Sirois, T. Strebler, Y. Yilmaz, A. Zabi

*Laboratoire Leprince-Ringuet, Ecole Polytechnique, IN2P3-CNRS, Palaiseau, France*

J.-L. Agram<sup>17</sup>, J. Andrea, A. Aubin, D. Bloch, J.-M. Brom, M. Buttignol, E.C. Chabert, N. Chanon, C. Collard, E. Conte<sup>17</sup>, J.-C. Fontaine<sup>17</sup>, D. Gelé, U. Goerlach, C. Goetzmann, A.-C. Le Bihan, J.A. Merlin<sup>2</sup>, K. Skovpen, P. Van Hove

*Institut Pluridisciplinaire Hubert Curien, Université de Strasbourg, Université de Haute Alsace Mulhouse, CNRS/IN2P3, Strasbourg, France*

S. Gadrat

*Centre de Calcul de l'Institut National de Physique Nucleaire et de Physique des Particules, CNRS/IN2P3, Villeurbanne, France*

S. Beauceron, C. Bernet<sup>9</sup>, G. Boudoul, E. Bouvier, S. Brochet, C.A. Carrillo Montoya, J. Chasserat, R. Chierici, D. Contardo, B. Courbon, P. Depasse, H. El Mamouni, J. Fan, J. Fay, S. Gascon, M. Gouzevitch, B. Ille, I.B. Laktineh, M. Lethuillier, L. Mirabito, A.L. Pequegnot, S. Perries, J.D. Ruiz Alvarez, D. Sabes, L. Sgandurra, V. Sordini, M. Vander Donckt, P. Verdier, S. Viret, H. Xiao

*Université de Lyon, Université Claude Bernard Lyon 1, CNRS-IN2P3, Institut de Physique Nucléaire de Lyon, Villeurbanne, France*

Z. Tsamalaidze<sup>10</sup>

*Institute of High Energy Physics and Informatization, Tbilisi State University, Tbilisi, Georgia*

C. Autermann, S. Beranek, M. Edelhoff, L. Feld, A. Heister, M.K. Kiesel, K. Klein, M. Lipinski, A. Ostapchuk, M. Preuten, F. Raupach, J. Sammet, S. Schael, J.F. Schulte, T. Verlage, H. Weber, B. Wittmer, V. Zhukov<sup>6</sup>

*RWTH Aachen University, I. Physikalisches Institut, Aachen, Germany*

M. Ata, M. Brodski, E. Dietz-Laursonn, D. Duchardt, M. Endres, M. Erdmann, S. Erdweg, T. Esch, R. Fischer, A. Güth, T. Hebbeker, C. Heidemann, K. Hoepfner, D. Klingebiel, S. Knutzen, P. Kreuzer, M. Merschmeyer, A. Meyer, P. Millet, M. Olschewski, K. Padeken, P. Papacz, T. Pook, M. Radziej, H. Reithler, M. Rieger, F. Scheuch, L. Sonnenschein, D. Teysier, S. Thüer

*RWTH Aachen University, III. Physikalisches Institut A, Aachen, Germany*

V. Cherepanov, Y. Erdogan, G. Flügge, H. Geenen, M. Geisler, W. Haj Ahmad, F. Hoehle, B. Kargoll, T. Kress, Y. Kuessel, A. Künsken, J. Lingemann<sup>2</sup>, A. Nehr Korn, A. Nowack, I.M. Nugent, C. Pistone, O. Pooth, A. Stahl

*RWTH Aachen University, III. Physikalisches Institut B, Aachen, Germany*



M. Aldaya Martin, I. Asin, N. Bartosik, O. Behnke, U. Behrens, A.J. Bell, K. Borras, A. Burgmeier, A. Cakir, L. Calligaris, A. Campbell, S. Choudhury, F. Costanza, C. Diez Pardos, G. Dolinska, S. Dooling, T. Dorland, G. Eckerlin, D. Eckstein, T. Eichhorn, G. Flucke, E. Gallo, J. Garay Garcia, A. Geiser, A. Gizhko, P. Gunnellini, J. Hauk, M. Hempel<sup>18</sup>, H. Jung, A. Kalogeropoulos, O. Karacheban<sup>18</sup>, M. Kasemann, P. Katsas, J. Kieseler, C. Kleinwort, I. Korol, W. Lange, J. Leonard, K. Lipka, A. Lobanov, W. Lohmann<sup>18</sup>, R. Mankel, I. Marfin<sup>18</sup>, I.-A. Melzer-Pellmann, A.B. Meyer, G. Mittag, J. Mnich, A. Mussgiller, S. Naumann-Emme, A. Nayak, E. Ntomari, H. Perrey, D. Pitzl, R. Placakyte, A. Raspereza, P.M. Ribeiro Cipriano, B. Roland, M.Ö. Sahin, J. Salfeld-Nebgen, P. Saxena, T. Schoerner-Sadenius, M. Schröder, C. Seitz, S. Spannagel, K.D. Trippkewitz, C. Wissing

*Deutsches Elektronen-Synchrotron, Hamburg, Germany*

V. Blobel, M. Centis Vignali, A.R. Draeger, J. Erfle, E. Garutti, K. Goebel, D. Gonzalez, M. Görner, J. Haller, M. Hoffmann, R.S. Höing, A. Junkes, R. Klanner, R. Kogler, T. Lapsien, T. Lenz, I. Marchesini, D. Marconi, D. Nowatschin, J. Ott, F. Pantaleo<sup>2</sup>, T. Peiffer, A. Perieanu, N. Pietsch, J. Poehlsen, D. Rathjens, C. Sander, H. Schettler, P. Schleper, E. Schlieckau, A. Schmidt, J. Schwandt, M. Seidel, V. Sola, H. Stadie, G. Steinbrück, H. Tholen, D. Troendle, E. Usai, L. Vanelderden, A. Vanhoefer

*University of Hamburg, Hamburg, Germany*

M. Akbiyik, C. Barth, C. Baus, J. Berger, C. Böser, E. Butz, T. Chwalek, F. Colombo, W. De Boer, A. Descroix, A. Dierlamm, M. Feindt, F. Frensch, M. Giffels, A. Gilbert, F. Hartmann<sup>2</sup>, U. Husemann, F. Kassel<sup>2</sup>, I. Katkov<sup>6</sup>, A. Kornmayer<sup>2</sup>, P. Lobelle Pardo, M.U. Mozer, T. Müller, Th. Müller, M. Plagge, G. Quast, K. Rabbertz, S. Röcker, F. Roscher, H.J. Simonis, F.M. Stober, R. Ulrich, J. Wagner-Kuhr, S. Wayand, T. Weiler, C. Wöhrmann, R. Wolf

*Institut für Experimentelle Kernphysik, Karlsruhe, Germany*

G. Anagnostou, G. Daskalakis, T. Geralis, V.A. Giakoumopoulou, A. Kyriakis, D. Loukas, A. Markou, A. Psallidas, I. Topsis-Giotis

*Institute of Nuclear and Particle Physics (INPP), NCSR Demokritos, Aghia Paraskevi, Greece*

A. Agapitos, S. Kesisoglou, A. Panagiotou, N. Saoulidou, E. Tziaferi

*University of Athens, Athens, Greece*

I. Evangelou, G. Flouris, C. Foudas, P. Kokkas, N. Loukas, N. Manthos, I. Papadopoulos, E. Paradas, J. Strologas

*University of Ioánnina, Ioánnina, Greece*

G. Bencze, C. Hajdu, A. Hazi, P. Hidas, D. Horvath<sup>19</sup>, F. Sikler, V. Veszpremi, G. Vesztergombi<sup>20</sup>, A.J. Zsigmond

*Wigner Research Centre for Physics, Budapest, Hungary*

N. Beni, S. Czellar, J. Karancsi<sup>21</sup>, J. Molnar, Z. Szillasi

*Institute of Nuclear Research ATOMKI, Debrecen, Hungary*

M. Bartók<sup>22</sup>, A. Makovec, P. Raics, Z.L. Trocsanyi, B. Ujvari

*University of Debrecen, Debrecen, Hungary*

P. Mal, K. Mandal, N. Sahoo, S.K. Swain

*National Institute of Science Education and Research, Bhubaneswar, India*

S. Bansal, S.B. Beri, V. Bhatnagar, R. Chawla, R. Gupta, U. Bhawandeep, A.K. Kalsi, A. Kaur, M. Kaur, R. Kumar, A. Mehta, M. Mittal, N. Nishu, J.B. Singh, G. Walia

*Panjab University, Chandigarh, India*

Ashok Kumar, Arun Kumar, A. Bhardwaj, B.C. Choudhary, R.B. Garg, A. Kumar, S. Malhotra, M. Naimuddin, K. Ranjan, R. Sharma, V. Sharma

University of Delhi, Delhi, India

S. Banerjee, S. Bhattacharya, K. Chatterjee, S. Dey, S. Dutta, Sa. Jain, Sh. Jain, R. Khurana, N. Majumdar, A. Modak, K. Mondal, S. Mukherjee, S. Mukhopadhyay, A. Roy, D. Roy, S. Roy Chowdhury, S. Sarkar, M. Sharan

Saha Institute of Nuclear Physics, Kolkata, India

A. Abdulsalam, R. Chudasama, D. Dutta, V. Jha, V. Kumar, A.K. Mohanty<sup>2</sup>, L.M. Pant, P. Shukla, A. Topkar

Bhabha Atomic Research Centre, Mumbai, India

T. Aziz, S. Banerjee, S. Bhowmik<sup>23</sup>, R.M. Chatterjee, R.K. Dewanjee, S. Dugad, S. Ganguly, S. Ghosh, M. Guchait, A. Gurtu<sup>24</sup>, G. Kole, S. Kumar, B. Mahakud, M. Maity<sup>23</sup>, G. Majumder, K. Mazumdar, S. Mitra, G.B. Mohanty, B. Parida, T. Sarkar<sup>23</sup>, K. Sudhakar, N. Sur, B. Sutar, N. Wickramage<sup>25</sup>

Tata Institute of Fundamental Research, Mumbai, India

S. Sharma

Indian Institute of Science Education and Research (IISER), Pune, India

H. Bakhshiansohi, H. Behnamian, S.M. Etesami<sup>26</sup>, A. Fahim<sup>27</sup>, R. Goldouzian, M. Khakzad, M. Mohammadi Najafabadi, M. Naseri, S. Paktinat Mehdiabadi, F. Rezaei Hosseinabadi, B. Safarzadeh<sup>28</sup>, M. Zeinali

Institute for Research in Fundamental Sciences (IPM), Tehran, Iran

M. Felcini, M. Grunewald

University College Dublin, Dublin, Ireland

M. Abbrescia<sup>a,b</sup>, C. Calabria<sup>a,b</sup>, C. Caputo<sup>a,b</sup>, S.S. Chhibra<sup>a,b</sup>, A. Colaleo<sup>a</sup>, D. Creanza<sup>a,c</sup>, L. Cristella<sup>a,b</sup>, N. De Filippis<sup>a,c</sup>, M. De Palma<sup>a,b</sup>, L. Fiore<sup>a</sup>, G. Iaselli<sup>a,c</sup>, G. Maggi<sup>a,c</sup>, M. Maggi<sup>a</sup>, G. Miniello<sup>a,b</sup>, S. My<sup>a,c</sup>, S. Nuzzo<sup>a,b</sup>, A. Pompili<sup>a,b</sup>, G. Pugliese<sup>a,c</sup>, R. Radogna<sup>a,b</sup>, A. Ranieri<sup>a</sup>, G. Selvaggi<sup>a,b</sup>, A. Sharma<sup>a</sup>, L. Silvestris<sup>a,2</sup>, R. Venditti<sup>a,b</sup>, P. Verwilligen<sup>a</sup>

<sup>a</sup> INFN Sezione di Bari, Bari, Italy

<sup>b</sup> Università di Bari, Bari, Italy

<sup>c</sup> Politecnico di Bari, Bari, Italy

G. Abbiendi<sup>a</sup>, C. Battilana<sup>2</sup>, A.C. Benvenuti<sup>a</sup>, D. Bonacorsi<sup>a,b</sup>, S. Braibant-Giacomelli<sup>a,b</sup>, L. Brigliadori<sup>a,b</sup>, R. Campanini<sup>a,b</sup>, P. Capiluppi<sup>a,b</sup>, A. Castro<sup>a,b</sup>, F.R. Cavallo<sup>a</sup>, G. Codispoti<sup>a,b</sup>, M. Cuffiani<sup>a,b</sup>, G.M. Dallavalle<sup>a</sup>, F. Fabbri<sup>a</sup>, A. Fanfani<sup>a,b</sup>, D. Fasanella<sup>a,b</sup>, P. Giacomelli<sup>a</sup>, C. Grandi<sup>a</sup>, L. Guiducci<sup>a,b</sup>, S. Marcellini<sup>a</sup>, G. Masetti<sup>a</sup>, A. Montanari<sup>a</sup>, F.L. Navarria<sup>a,b</sup>, A. Perrotta<sup>a</sup>, A.M. Rossi<sup>a,b</sup>, T. Rovelli<sup>a,b</sup>, G.P. Siroli<sup>a,b</sup>, N. Tosi<sup>a,b</sup>, R. Travaglini<sup>a,b</sup>

<sup>a</sup> INFN Sezione di Bologna, Bologna, Italy

<sup>b</sup> Università di Bologna, Bologna, Italy

G. Cappello<sup>a</sup>, M. Chiorboli<sup>a,b</sup>, S. Costa<sup>a,b</sup>, F. Giordano<sup>a</sup>, R. Potenza<sup>a,b</sup>, A. Tricomi<sup>a,b</sup>, C. Tuve<sup>a,b</sup>

<sup>a</sup> INFN Sezione di Catania, Catania, Italy

<sup>b</sup> Università di Catania, Catania, Italy

<sup>c</sup> CSFNSM, Catania, Italy

G. Barbagli<sup>a</sup>, V. Ciulli<sup>a,b</sup>, C. Civinini<sup>a</sup>, R. D'Alessandro<sup>a,b</sup>, E. Focardi<sup>a,b</sup>, S. Gonzi<sup>a,b</sup>, V. Gori<sup>a,b</sup>, P. Lenzi<sup>a,b</sup>, M. Meschini<sup>a</sup>, S. Paoletti<sup>a</sup>, G. Sguazzoni<sup>a</sup>, A. Tropiano<sup>a,b</sup>, L. Viliani<sup>a,b</sup>

<sup>a</sup> INFN Sezione di Firenze, Firenze, Italy

<sup>b</sup> Università di Firenze, Firenze, Italy

L. Benussi, S. Bianco, F. Fabbri, D. Piccolo

*INFN Laboratori Nazionali di Frascati, Frascati, Italy*

V. Calvelli<sup>a,b</sup>, F. Ferro<sup>a</sup>, M. Lo Vetere<sup>a,b</sup>, E. Robutti<sup>a</sup>, S. Tosi<sup>a,b</sup>

<sup>a</sup> *INFN Sezione di Genova, Genova, Italy*

<sup>b</sup> *Università di Genova, Genova, Italy*

M.E. Dinardo<sup>a,b</sup>, S. Fiorendi<sup>a,b</sup>, S. Gennai<sup>a</sup>, R. Gerosa<sup>a,b</sup>, A. Ghezzi<sup>a,b</sup>, P. Govoni<sup>a,b</sup>, S. Malvezzi<sup>a</sup>, R.A. Manzoni<sup>a,b</sup>, B. Marzocchi<sup>a,b,2</sup>, D. Menasce<sup>a</sup>, L. Moroni<sup>a</sup>, M. Paganoni<sup>a,b</sup>, D. Pedrini<sup>a</sup>, S. Ragazzi<sup>a,b</sup>, N. Redaelli<sup>a</sup>, T. Tabarelli de Fatis<sup>a,b</sup>

<sup>a</sup> *INFN Sezione di Milano-Bicocca, Milano, Italy*

<sup>b</sup> *Università di Milano-Bicocca, Milano, Italy*

S. Buontempo<sup>a</sup>, N. Cavallo<sup>a,c</sup>, S. Di Guida<sup>a,d,2</sup>, M. Esposito<sup>a,b</sup>, F. Fabozzi<sup>a,c</sup>, A.O.M. Iorio<sup>a,b</sup>, G. Lanza<sup>a</sup>, L. Lista<sup>a</sup>, S. Meola<sup>a,d,2</sup>, M. Merola<sup>a</sup>, P. Paolucci<sup>a,2</sup>, C. Sciacca<sup>a,b</sup>, F. Thyssen

<sup>a</sup> *INFN Sezione di Napoli, Roma, Italy*

<sup>b</sup> *Università di Napoli 'Federico II', Roma, Italy*

<sup>c</sup> *Università della Basilicata, Potenza, Italy*

<sup>d</sup> *Università G. Marconi, Roma, Italy*

P. Azzi<sup>a,2</sup>, N. Bacchetta<sup>a</sup>, D. Bisello<sup>a,b</sup>, R. Carlin<sup>a,b</sup>, A. Carvalho Antunes De Oliveira<sup>a,b</sup>, P. Checchia<sup>a</sup>, M. Dall'Osso<sup>a,b,2</sup>, T. Dorigo<sup>a</sup>, U. Dosselli<sup>a</sup>, F. Gasparini<sup>a,b</sup>, U. Gasparini<sup>a,b</sup>, A. Gozzelino<sup>a</sup>, M. Gulmini<sup>a,29</sup>, S. Lacaprara<sup>a</sup>, M. Margoni<sup>a,b</sup>, A.T. Meneguzzo<sup>a,b</sup>, J. Pazzini<sup>a,b</sup>, N. Pozzobon<sup>a,b</sup>, P. Ronchese<sup>a,b</sup>, F. Simonetto<sup>a,b</sup>, E. Torassa<sup>a</sup>, M. Tosi<sup>a,b</sup>, S. Ventura<sup>a</sup>, M. Zanetti, P. Zotto<sup>a,b</sup>, A. Zucchetta<sup>a,b,2</sup>, G. Zumerle<sup>a,b</sup>

<sup>a</sup> *INFN Sezione di Padova, Padova, Italy*

<sup>b</sup> *Università di Padova, Padova, Italy*

<sup>c</sup> *Università di Trento, Trento, Italy*

A. Braghieri<sup>a</sup>, M. Gabusi<sup>a,b</sup>, A. Magnani<sup>a</sup>, S.P. Ratti<sup>a,b</sup>, V. Re<sup>a</sup>, C. Riccardi<sup>a,b</sup>, P. Salvini<sup>a</sup>, I. Vai<sup>a</sup>, P. Vitulo<sup>a,b</sup>

<sup>a</sup> *INFN Sezione di Pavia, Pavia, Italy*

<sup>b</sup> *Università di Pavia, Pavia, Italy*

L. Alunni Solestizi<sup>a,b</sup>, M. Biasini<sup>a,b</sup>, G.M. Bilei<sup>a</sup>, D. Ciangottini<sup>a,b,2</sup>, L. Fanò<sup>a,b</sup>, P. Lariccia<sup>a,b</sup>, G. Mantovani<sup>a,b</sup>, M. Menichelli<sup>a</sup>, A. Saha<sup>a</sup>, A. Santocchia<sup>a,b</sup>, A. Spiezia<sup>a,b</sup>

<sup>a</sup> *INFN Sezione di Perugia, Perugia, Italy*

<sup>b</sup> *Università di Perugia, Perugia, Italy*

K. Androsov<sup>a,30</sup>, P. Azzurri<sup>a</sup>, G. Bagliesi<sup>a</sup>, J. Bernardini<sup>a</sup>, T. Boccali<sup>a</sup>, G. Broccolo<sup>a,c</sup>, R. Castaldi<sup>a</sup>, M.A. Ciocci<sup>a,30</sup>, R. Dell'Orso<sup>a</sup>, S. Donato<sup>a,c,2</sup>, G. Fedi, L. Foà<sup>a,c,†</sup>, A. Giassi<sup>a</sup>, M.T. Grippo<sup>a,30</sup>, F. Ligabue<sup>a,c</sup>, T. Lomtadze<sup>a</sup>, L. Martini<sup>a,b</sup>, A. Messineo<sup>a,b</sup>, F. Palla<sup>a</sup>, A. Rizzi<sup>a,b</sup>, A. Savoy-Navarro<sup>a,31</sup>, A.T. Serban<sup>a</sup>, P. Spagnolo<sup>a</sup>, P. Squillacioti<sup>a,30</sup>, R. Tenchini<sup>a</sup>, G. Tonelli<sup>a,b</sup>, A. Venturi<sup>a</sup>, P.G. Verdini<sup>a</sup>

<sup>a</sup> *INFN Sezione di Pisa, Pisa, Italy*

<sup>b</sup> *Università di Pisa, Pisa, Italy*

<sup>c</sup> *Scuola Normale Superiore di Pisa, Pisa, Italy*

L. Barone<sup>a,b</sup>, F. Cavallari<sup>a</sup>, G. D'imperio<sup>a,b,2</sup>, D. Del Re<sup>a,b</sup>, M. Diemoz<sup>a</sup>, S. Gelli<sup>a,b</sup>, C. Jorda<sup>a</sup>, E. Longo<sup>a,b</sup>, F. Margaroli<sup>a,b</sup>, P. Meridiani<sup>a</sup>, F. Micheli<sup>a,b</sup>, G. Organtini<sup>a,b</sup>, R. Paramatti<sup>a</sup>, F. Preiato<sup>a,b</sup>, S. Rahatlou<sup>a,b</sup>, C. Rovelli<sup>a</sup>, F. Santanastasio<sup>a,b</sup>, P. Traczyk<sup>a,b,2</sup>

<sup>a</sup> *INFN Sezione di Roma, Roma, Italy*

<sup>b</sup> *Università di Roma, Roma, Italy*

N. Amapane<sup>a,b</sup>, R. Arcidiacono<sup>a,c</sup>, S. Argiro<sup>a,b</sup>, M. Arneodo<sup>a,c</sup>, R. Bellan<sup>a,b</sup>, C. Biino<sup>a</sup>, N. Cartiglia<sup>a</sup>, M. Costa<sup>a,b</sup>, R. Covarelli<sup>a,b</sup>, A. Degano<sup>a,b</sup>, N. Demaria<sup>a</sup>, L. Finco<sup>a,b,2</sup>, B. Kiani<sup>a,b</sup>, C. Mariotti<sup>a</sup>, S. Maselli<sup>a</sup>, E. Migliore<sup>a,b</sup>, V. Monaco<sup>a,b</sup>, E. Monteil<sup>a,b</sup>, M. Musich<sup>a</sup>, M.M. Obertino<sup>a,c</sup>, L. Pacher<sup>a,b</sup>

N. Pastrone<sup>a</sup>, M. Pelliccioni<sup>a</sup>, G.L. Pinna Angioni<sup>a,b</sup>, F. Ravera<sup>a,b</sup>, A. Romero<sup>a,b</sup>, M. Ruspa<sup>a,c</sup>, R. Sacchi<sup>a,b</sup>, A. Solano<sup>a,b</sup>, A. Staiano<sup>a</sup>, U. Tamponi<sup>a</sup>

<sup>a</sup> INFN Sezione di Torino, Torino, Italy

<sup>b</sup> Università di Torino, Torino, Italy

<sup>c</sup> Università del Piemonte Orientale, Novara, Italy

S. Belforte<sup>a</sup>, V. Candelise<sup>a,b,2</sup>, M. Casarsa<sup>a</sup>, F. Cossutti<sup>a</sup>, G. Della Ricca<sup>a,b</sup>, B. Gobbo<sup>a</sup>, C. La Licata<sup>a,b</sup>, M. Marone<sup>a,b</sup>, A. Schizzi<sup>a,b</sup>, T. Umer<sup>a,b</sup>, A. Zanetti<sup>a</sup>

<sup>a</sup> INFN Sezione di Trieste, Trieste, Italy

<sup>b</sup> Università di Trieste, Trieste, Italy

S. Chang, A. Kropivnitskaya, S.K. Nam

Kangwon National University, Chunchon, Republic of Korea

D.H. Kim, G.N. Kim, M.S. Kim, D.J. Kong, S. Lee, Y.D. Oh, A. Sakharov, D.C. Son

Kyungpook National University, Daegu, Republic of Korea

H. Kim, T.J. Kim, M.S. Ryu

Chonbuk National University, Jeonju, Republic of Korea

S. Song

Chonnam National University, Institute for Universe and Elementary Particles, Kwangju, Republic of Korea

S. Choi, Y. Go, D. Gyun, B. Hong, M. Jo, H. Kim, Y. Kim, B. Lee, K. Lee, K.S. Lee, S. Lee, S.K. Park, Y. Roh

Korea University, Seoul, Republic of Korea

H.D. Yoo

Seoul National University, Seoul, Republic of Korea

M. Choi, J.H. Kim, J.S.H. Lee, I.C. Park, G. Ryu

University of Seoul, Seoul, Republic of Korea

Y. Choi, Y.K. Choi, J. Goh, D. Kim, E. Kwon, J. Lee, I. Yu

Sungkyunkwan University, Suwon, Republic of Korea

A. Juodagalvis, J. Vaitkus

Vilnius University, Vilnius, Lithuania

Z.A. Ibrahim, J.R. Komaragiri, M.A.B. Md Ali<sup>32</sup>, F. Mohamad Idris, W.A.T. Wan Abdullah

National Centre for Particle Physics, Universiti Malaya, Kuala Lumpur, Malaysia

E. Casimiro Linares, H. Castilla-Valdez, E. De La Cruz-Burelo, I. Heredia-de La Cruz<sup>33</sup>, A. Hernandez-Almada, R. Lopez-Fernandez, G. Ramirez Sanchez, A. Sanchez-Hernandez

Centro de Investigacion y de Estudios Avanzados del IPN, Mexico City, Mexico

S. Carrillo Moreno, F. Vazquez Valencia

Universidad Iberoamericana, Mexico City, Mexico

S. Carpinteyro, I. Pedraza, H.A. Salazar Ibarguen

Benemerita Universidad Autonoma de Puebla, Puebla, Mexico

A. Morelos Pineda

Universidad Autónoma de San Luis Potosí, San Luis Potosí, Mexico

**D. Krofcheck***University of Auckland, Auckland, New Zealand***P.H. Butler, S. Reucroft***University of Canterbury, Christchurch, New Zealand***A. Ahmad, M. Ahmad, Q. Hassan, H.R. Hoorani, W.A. Khan, T. Khurshid, M. Shoaib***National Centre for Physics, Quaid-I-Azam University, Islamabad, Pakistan***H. Bialkowska, M. Bluj, B. Boimska, T. Frueboes, M. Górski, M. Kazana, K. Nawrocki, K. Romanowska-Rybinska, M. Szeleper, P. Zalewski***National Centre for Nuclear Research, Swierk, Poland***G. Brona, K. Bunkowski, K. Doroba, A. Kalinowski, M. Konecki, J. Krolikowski, M. Misiura, M. Olszewski, M. Walczak***Institute of Experimental Physics, Faculty of Physics, University of Warsaw, Warsaw, Poland***P. Bargassa, C. Beirão Da Cruz E Silva, A. Di Francesco, P. Faccioli, P.G. Ferreira Parracho, M. Gallinaro, L. Lloret Iglesias, F. Nguyen, J. Rodrigues Antunes, J. Seixas, O. Toldaiev, D. Vadrucchio, J. Varela, P. Vischia***Laboratório de Instrumentação e Física Experimental de Partículas, Lisboa, Portugal***S. Afanasiev, P. Bunin, M. Gavrilenko, I. Golutvin, I. Gorbunov, A. Kamenev, V. Karjavin, V. Konoplyanikov, A. Lanev, A. Malakhov, V. Matveev<sup>34</sup>, P. Moiseenz, V. Palichik, V. Perelygin, S. Shmatov, S. Shulha, N. Skatchkov, V. Smirnov, T. Toriashvili<sup>35</sup>, A. Zarubin***Joint Institute for Nuclear Research, Dubna, Russia***V. Golovtsov, Y. Ivanov, V. Kim<sup>36</sup>, E. Kuznetsova, P. Levchenko, V. Murzin, V. Oreshkin, I. Smirnov, V. Sulimov, L. Uvarov, S. Vavilov, A. Vorobyev***Petersburg Nuclear Physics Institute, Gatchina (St. Petersburg), Russia***Yu. Andreev, A. Dermenev, S. Gninenko, N. Golubev, A. Karneyeu, M. Kirsanov, N. Krasnikov, A. Pashenkov, D. Tlisov, A. Toropin***Institute for Nuclear Research, Moscow, Russia***V. Epshteyn, V. Gavrilov, N. Lychkovskaya, V. Popov, I. Pozdnyakov, G. Safronov, A. Spiridonov, E. Vlasov, A. Zhokin***Institute for Theoretical and Experimental Physics, Moscow, Russia***A. Bylinkin***National Research Nuclear University 'Moscow Engineering Physics Institute' (MEPhI), Moscow, Russia***V. Andreev, M. Azarkin<sup>37</sup>, I. Dremin<sup>37</sup>, M. Kirakosyan, A. Leonidov<sup>37</sup>, G. Mesyats, S.V. Rusakov, A. Vinogradov***P.N. Lebedev Physical Institute, Moscow, Russia***A. Baskakov, A. Belyaev, E. Boos, V. Bunichev, M. Dubinin<sup>38</sup>, L. Dudko, A. Ershov, V. Klyukhin, O. Kodolova, I. Lokhtin, I. Myagkov, S. Obraztsov, M. Perfilov, S. Petrushanko, V. Savrin***Skobeltsyn Institute of Nuclear Physics, Lomonosov Moscow State University, Moscow, Russia***I. Azhgirey, I. Bayshev, S. Bitioukov, V. Kachanov, A. Kalinin, D. Konstantinov, V. Krychkine, V. Petrov, R. Ryutin, A. Sobol, L. Tourtchanovitch, S. Troshin, N. Tyurin, A. Uzunian, A. Volkov***State Research Center of Russian Federation, Institute for High Energy Physics, Protvino, Russia*



P. Adzic<sup>39</sup>, M. Ekmedzic, J. Milosevic, V. Rekovic

*University of Belgrade, Faculty of Physics and Vinca Institute of Nuclear Sciences, Belgrade, Serbia*

J. Alcaraz Maestre, E. Calvo, M. Cerrada, M. Chamizo Llatas, N. Colino, B. De La Cruz, A. Delgado Peris, D. Domínguez Vázquez, A. Escalante Del Valle, C. Fernandez Bedoya, J.P. Fernández Ramos, J. Flix, M.C. Fouz, P. Garcia-Abia, O. Gonzalez Lopez, S. Goy Lopez, J.M. Hernandez, M.I. Josa, E. Navarro De Martino, A. Pérez-Calero Yzquierdo, J. Puerta Pelayo, A. Quintario Olmeda, I. Redondo, L. Romero, M.S. Soares

*Centro de Investigaciones Energéticas Medioambientales y Tecnológicas (CIEMAT), Madrid, Spain*

C. Albajar, J.F. de Trocóniz, M. Missiroli, D. Moran

*Universidad Autónoma de Madrid, Madrid, Spain*

H. Brun, J. Cuevas, J. Fernandez Menendez, S. Folgueras, I. Gonzalez Caballero, E. Palencia Cortezon, J.M. Vizan Garcia

*Universidad de Oviedo, Oviedo, Spain*

J.A. Brochero Cifuentes, I.J. Cabrillo, A. Calderon, J.R. Castiñeiras De Saa, J. Duarte Campderros, M. Fernandez, G. Gomez, A. Graziano, A. Lopez Virto, J. Marco, R. Marco, C. Martinez Rivero, F. Matorras, F.J. Munoz Sanchez, J. Piedra Gomez, T. Rodrigo, A.Y. Rodríguez-Marrero, A. Ruiz-Jimeno, L. Scodellaro, I. Vila, R. Vilar Cortabitarte

*Instituto de Física de Cantabria (IFCA), CSIC-Universidad de Cantabria, Santander, Spain*

D. Abbaneo, E. Auffray, G. Auzinger, M. Bachtis, P. Baillon, A.H. Ball, D. Barney, A. Benaglia, J. Bendavid, L. Benhabib, J.F. Benitez, G.M. Berruti, G. Bianchi, P. Bloch, A. Bocci, A. Bonato, C. Botta, H. Breuker, T. Camporesi, G. Cerminara, S. Colafranceschi<sup>40</sup>, M. D'Alfonso, D. d'Enterria, A. Dabrowski, V. Daponte, A. David, M. De Gruttola, F. De Guio, A. De Roeck, S. De Visscher, E. Di Marco, M. Dobson, M. Dordevic, T. du Pree, N. Dupont-Sagorin, A. Elliott-Peisert, J. Eugster, G. Franzoni, W. Funk, D. Gigi, K. Gill, D. Giordano, M. Girone, F. Glege, R. Guida, S. Gundacker, M. Guthoff, J. Hammer, M. Hansen, P. Harris, J. Hegeman, V. Innocente, P. Janot, H. Kirschenmann, M.J. Kortelainen, K. Kousouris, K. Krajczar, P. Lecoq, C. Lourenço, M.T. Lucchini, N. Magini, L. Malgeri, M. Mannelli, J. Marrouche, A. Martelli, L. Masetti, F. Meijers, S. Mersi, E. Meschi, F. Moortgat, S. Morovic, M. Mulders, M.V. Nemallapudi, H. Neugebauer, S. Orfanelli<sup>41</sup>, L. Orsini, L. Pape, E. Perez, A. Petrilli, G. Petrucciani, A. Pfeiffer, D. Piparo, A. Racz, G. Rolandi<sup>42</sup>, M. Rovere, M. Ruan, H. Sakulin, C. Schäfer, C. Schwick, A. Sharma, P. Silva, M. Simon, P. Sphicas<sup>43</sup>, D. Spiga, J. Steggemann, B. Stieger, M. Stoye, Y. Takahashi, D. Treille, A. Tsirou, G.I. Veres<sup>20</sup>, N. Wardle, H.K. Wöhri, A. Zagozdinska<sup>44</sup>, W.D. Zeuner

*CERN, European Organization for Nuclear Research, Geneva, Switzerland*

W. Bertl, K. Deiters, W. Erdmann, R. Horisberger, Q. Ingram, H.C. Kaestli, D. Kotlinski, U. Langenegger, T. Rohe

*Paul Scherrer Institut, Villigen, Switzerland*

F. Bachmair, L. Bäni, L. Bianchini, M.A. Buchmann, B. Casal, G. Dissertori, M. Dittmar, M. Donegà, M. Dünser, P. Eller, C. Grab, C. Heidegger, D. Hits, J. Hoss, G. Kasieczka, W. Lustermann, B. Mangano, A.C. Marini, M. Marionneau, P. Martinez Ruiz del Arbol, M. Masciovecchio, D. Meister, N. Mohr, P. Musella, F. Nessi-Tedaldi, F. Pandolfi, J. Pata, F. Pauss, L. Perrozzi, M. Peruzzi, M. Quittnat, M. Rossini, A. Starodumov<sup>45</sup>, M. Takahashi, V.R. Tavolaro, K. Theofilatos, R. Wallny, H.A. Weber

*Institute for Particle Physics, ETH Zurich, Zurich, Switzerland*

T.K. Aarrestad, C. AMSler<sup>46</sup>, M.F. Canelli, V. Chiochia, A. De Cosa, C. Galloni, A. Hinzmann, T. Hreus, B. Kilminster, C. Lange, J. Ngadiuba, D. Pinna, P. Robmann, F.J. Ronga, D. Salerno, S. Taroni, Y. Yang

*Universität Zürich, Zurich, Switzerland*

M. Cardaci, K.H. Chen, T.H. Doan, C. Ferro, M. Konyushikhin, C.M. Kuo, W. Lin, Y.J. Lu, R. Volpe, S.S. Yu

*National Central University, Chung-Li, Taiwan*

P. Chang, Y.H. Chang, Y.W. Chang, Y. Chao, K.F. Chen, P.H. Chen, C. Dietz, F. Fiori, U. Grundler, W.-S. Hou, Y. Hsiung, Y.F. Liu, R.-S. Lu, M. Miñano Moya, E. Petrakou, J.f. Tsai, Y.M. Tzeng, R. Wilken

*National Taiwan University (NTU), Taipei, Taiwan*

B. Asavapibhop, K. Kovitanggoon, G. Singh, N. Srimanobhas, N. Suwonjandee

*Chulalongkorn University, Faculty of Science, Department of Physics, Bangkok, Thailand*

A. Adiguzel, S. Cerci<sup>47</sup>, C. Dozen, S. Girgis, G. Gokbulut, Y. Guler, E. Gurpinar, I. Hos, E.E. Kangal<sup>48</sup>, A. Kayis Topaksu, G. Onengut<sup>49</sup>, K. Ozdemir<sup>50</sup>, S. Ozturk<sup>51</sup>, B. Tali<sup>47</sup>, H. Topakli<sup>51</sup>, M. Vergili, C. Zorbilmez

*Cukurova University, Adana, Turkey*

I.V. Akin, B. Bilin, S. Bilmis, B. Isildak<sup>52</sup>, G. Karapinar<sup>53</sup>, U.E. Surat, M. Yalvac, M. Zeyrek

*Middle East Technical University, Physics Department, Ankara, Turkey*

E.A. Albayrak<sup>54</sup>, E. Gülmez, M. Kaya<sup>55</sup>, O. Kaya<sup>56</sup>, T. Yetkin<sup>57</sup>

*Bogazici University, Istanbul, Turkey*

K. Cankocak, F.I. Vardarli

*Istanbul Technical University, Istanbul, Turkey*

B. Grynyov

*Institute for Scintillation Materials of National Academy of Science of Ukraine, Kharkov, Ukraine*

L. Levchuk, P. Sorokin

*National Scientific Center, Kharkov Institute of Physics and Technology, Kharkov, Ukraine*

R. Aggleton, F. Ball, L. Beck, J.J. Brooke, E. Clement, D. Cussans, H. Flacher, J. Goldstein, M. Grimes, G.P. Heath, H.F. Heath, J. Jacob, L. Kreczko, C. Lucas, Z. Meng, D.M. Newbold<sup>58</sup>, S. Paramesvaran, A. Poll, T. Sakuma, S. Seif El Nasr-storey, S. Senkin, D. Smith, V.J. Smith

*University of Bristol, Bristol, United Kingdom*

K.W. Bell, A. Belyaev<sup>59</sup>, C. Brew, R.M. Brown, D.J.A. Cockerill, J.A. Coughlan, K. Harder, S. Harper, E. Olaiya, D. Petyt, C.H. Shepherd-Themistocleous, A. Thea, I.R. Tomalin, T. Williams, W.J. Womersley, S.D. Worm

*Rutherford Appleton Laboratory, Didcot, United Kingdom*

M. Baber, R. Bainbridge, O. Buchmuller, A. Bundock, D. Burton, S. Casasso, M. Citron, D. Colling, L. Corpe, N. Cripps, P. Dauncey, G. Davies, A. De Wit, M. Della Negra, P. Dunne, A. Elwood, W. Ferguson, J. Fulcher, D. Futyan, G. Hall, G. Iles, G. Karapostoli, M. Kenzie, R. Lane, R. Lucas<sup>58</sup>, L. Lyons, A.-M. Magnan, S. Malik, J. Nash, A. Nikitenko<sup>45</sup>, J. Pela, M. Pesaresi, K. Petridis, D.M. Raymond, A. Richards, A. Rose, C. Seez, P. Sharp<sup>†</sup>, A. Tapper, K. Uchida, M. Vazquez Acosta<sup>60</sup>, T. Virdee, S.C. Zenz

*Imperial College, London, United Kingdom*

J.E. Cole, P.R. Hobson, A. Khan, P. Kyberd, D. Leggat, D. Leslie, I.D. Reid, P. Symonds, L. Teodorescu, M. Turner

*Brunel University, Uxbridge, United Kingdom*

A. Borzou, J. Dittmann, K. Hatakeyama, A. Kasmi, H. Liu, N. Pastika, T. Scarborough

*Baylor University, Waco, USA*

O. Charaf, S.I. Cooper, C. Henderson, P. Rumerio

*The University of Alabama, Tuscaloosa, USA*

A. Avetisyan, T. Bose, C. Fantasia, D. Gastler, P. Lawson, D. Rankin, C. Richardson, J. Rohlf, J. St. John, L. Sulak, D. Zou

*Boston University, Boston, USA*

J. Alimena, E. Berry, S. Bhattacharya, D. Cutts, Z. Demiragli, N. Dhingra, A. Ferapontov, A. Garabedian, U. Heintz, E. Laird, G. Landsberg, Z. Mao, M. Narain, S. Sagir, T. Sinthuprasith

*Brown University, Providence, USA*

R. Breedon, G. Breto, M. Calderon De La Barca Sanchez, S. Chauhan, M. Chertok, J. Conway, R. Conway, P.T. Cox, R. Erbacher, M. Gardner, W. Ko, R. Lander, M. Mulhearn, D. Pellett, J. Pilot, F. Ricci-Tam, S. Shalhout, J. Smith, M. Squires, D. Stolp, M. Tripathi, S. Wilbur, R. Yohay

*University of California, Davis, Davis, USA*

R. Cousins, P. Everaerts, C. Farrell, J. Hauser, M. Ignatenko, G. Rakness, D. Saltzberg, E. Takasugi, V. Valuev, M. Weber

*University of California, Los Angeles, USA*

K. Burt, R. Clare, J. Ellison, J.W. Gary, G. Hanson, J. Heilman, M. Ivova Rikova, P. Jandir, E. Kennedy, F. Lacroix, O.R. Long, A. Luthra, M. Malberti, M. Olmedo Negrete, A. Shrinivas, S. Sumowidagdo, H. Wei, S. Wimpenny

*University of California, Riverside, Riverside, USA*

J.G. Branson, G.B. Cerati, S. Cittolin, R.T. D'Agnolo, A. Holzner, R. Kelley, D. Klein, J. Letts, I. Macneill, D. Olivito, S. Padhi, M. Pieri, M. Sani, V. Sharma, S. Simon, M. Tadel, Y. Tu, A. Vartak, S. Wasserbaech<sup>61</sup>, C. Welke, F. Würthwein, A. Yagil, G. Zevi Della Porta

*University of California, San Diego, La Jolla, USA*

D. Barge, J. Bradmiller-Feld, C. Campagnari, A. Dishaw, V. Dutta, K. Flowers, M. Franco Sevilla, P. Geffert, C. George, F. Golf, L. Gouskos, J. Gran, J. Incandela, C. Justus, N. Mccoll, S.D. Mullin, J. Richman, D. Stuart, I. Suarez, W. To, C. West, J. Yoo

*University of California, Santa Barbara, Santa Barbara, USA*

D. Anderson, A. Apresyan, A. Bornheim, J. Bunn, Y. Chen, J. Duarte, A. Mott, H.B. Newman, C. Pena, M. Pierini, M. Spiropulu, J.R. Vlimant, S. Xie, R.Y. Zhu

*California Institute of Technology, Pasadena, USA*

V. Azzolini, A. Calamba, B. Carlson, T. Ferguson, Y. Iiyama, M. Paulini, J. Russ, M. Sun, H. Vogel, I. Vorobiev

*Carnegie Mellon University, Pittsburgh, USA*

J.P. Cumalat, W.T. Ford, A. Gaz, F. Jensen, A. Johnson, M. Krohn, T. Mulholland, U. Nauenberg, J.G. Smith, K. Stenson, S.R. Wagner

*University of Colorado at Boulder, Boulder, USA*

J. Alexander, A. Chatterjee, J. Chaves, J. Chu, S. Dittmer, N. Eggert, N. Mirman, G. Nicolas Kaufman,

J.R. Patterson, A. Rinkevicius, A. Ryd, L. Skinnari, L. Soffi, W. Sun, S.M. Tan, W.D. Teo, J. Thom, J. Thompson, J. Tucker, Y. Weng, P. Wittich

*Cornell University, Ithaca, USA*

S. Abdullin, M. Albrow, J. Anderson, G. Apollinari, L.A.T. Bauerdick, A. Beretvas, J. Berryhill, P.C. Bhat, G. Bolla, K. Burkett, J.N. Butler, H.W.K. Cheung, F. Chlebana, S. Cihangir, V.D. Elvira, I. Fisk, J. Freeman, E. Gottschalk, L. Gray, D. Green, S. Grünendahl, O. Gutsche, J. Hanlon, D. Hare, R.M. Harris, J. Hirschauer, B. Hooberman, Z. Hu, S. Jindariani, M. Johnson, U. Joshi, A.W. Jung, B. Klima, B. Kreis, S. Kwan<sup>†</sup>, S. Lammel, J. Linacre, D. Lincoln, R. Lipton, T. Liu, R. Lopes De Sá, J. Lykken, K. Maeshima, J.M. Marraffino, V.I. Martinez Outschoorn, S. Maruyama, D. Mason, P. McBride, P. Merkel, K. Mishra, S. Mrenna, S. Nahn, C. Newman-Holmes, V. O'Dell, O. Prokofyev, E. Sexton-Kennedy, A. Soha, W.J. Spalding, L. Spiegel, L. Taylor, S. Tkaczyk, N.V. Tran, L. Uplegger, E.W. Vaandering, C. Vernieri, M. Verzocchi, R. Vidal, A. Whitbeck, F. Yang, H. Yin

*Fermi National Accelerator Laboratory, Batavia, USA*

D. Acosta, P. Avery, P. Bortignon, D. Bourilkov, A. Carnes, M. Carver, D. Curry, S. Das, G.P. Di Giovanni, R.D. Field, M. Fisher, I.K. Furic, J. Hugon, J. Konigsberg, A. Korytov, J.F. Low, P. Ma, K. Matchev, H. Mei, P. Milenovic<sup>62</sup>, G. Mitselmakher, L. Muniz, D. Rank, L. Shchutska, M. Snowball, D. Sperka, S.J. Wang, J. Yelton

*University of Florida, Gainesville, USA*

S. Hewamanage, S. Linn, P. Markowitz, G. Martinez, J.L. Rodriguez

*Florida International University, Miami, USA*

A. Ackert, J.R. Adams, T. Adams, A. Askew, J. Bochenek, B. Diamond, J. Haas, S. Hagopian, V. Hagopian, K.F. Johnson, A. Khatiwada, H. Prosper, V. Veerarahavan, M. Weinberg

*Florida State University, Tallahassee, USA*

V. Bhopatkar, M. Hohlmann, H. Kalakhety, D. Mareskas-palcek, T. Roy, F. Yumiceva

*Florida Institute of Technology, Melbourne, USA*

M.R. Adams, L. Apanasevich, D. Berry, R.R. Betts, I. Bucinskaite, R. Cavanaugh, O. Evdokimov, L. Gauthier, C.E. Gerber, D.J. Hofman, P. Kurt, C. O'Brien, I.D. Sandoval Gonzalez, C. Silkworth, P. Turner, N. Varelas, Z. Wu, M. Zakaria

*University of Illinois at Chicago (UIC), Chicago, USA*

B. Bilki<sup>63</sup>, W. Clarida, K. Dilsiz, S. Durgut, R.P. Gandrajula, M. Haytmyradov, V. Khristenko, J.-P. Merlo, H. Mermerkaya<sup>64</sup>, A. Mestvirishvili, A. Moeller, J. Nachtman, H. Ogul, Y. Onel, F. Ozok<sup>54</sup>, A. Penzo, S. Sen<sup>65</sup>, C. Snyder, P. Tan, E. Tiras, J. Wetzel, K. Yi

*The University of Iowa, Iowa City, USA*

I. Anderson, B.A. Barnett, B. Blumenfeld, D. Fehling, L. Feng, A.V. Gritsan, P. Maksimovic, C. Martin, K. Nash, M. Osherson, M. Swartz, M. Xiao, Y. Xin

*Johns Hopkins University, Baltimore, USA*

P. Baringer, A. Bean, G. Benelli, C. Bruner, J. Gray, R.P. Kenny III, D. Majumder, M. Malek, M. Murray, D. Noonan, S. Sanders, R. Stringer, Q. Wang, J.S. Wood

*The University of Kansas, Lawrence, USA*

I. Chakaberia, A. Ivanov, K. Kaadze, S. Khalil, M. Makouski, Y. Maravin, L.K. Saini, N. Skhirtladze, I. Svintradze, S. Toda

*Kansas State University, Manhattan, USA*

D. Lange, F. Rebassoo, D. Wright

*Lawrence Livermore National Laboratory, Livermore, USA*

C. Anelli, A. Baden, O. Baron, A. Belloni, B. Calvert, S.C. Eno, C. Ferraioli, J.A. Gomez, N.J. Hadley, S. Jabeen, R.G. Kellogg, T. Kolberg, J. Kunkle, Y. Lu, A.C. Mignerey, K. Pedro, Y.H. Shin, A. Skuja, M.B. Tonjes, S.C. Tonwar

*University of Maryland, College Park, USA*

A. Apyan, R. Barbieri, A. Baty, K. Bierwagen, S. Brandt, W. Busza, I.A. Cali, L. Di Matteo, G. Gomez Ceballos, M. Goncharov, D. Gulhan, G.M. Innocenti, M. Klute, D. Kovalskyi, Y.S. Lai, Y.-J. Lee, A. Levin, P.D. Luckey, C. McGinn, X. Niu, C. Paus, D. Ralph, C. Roland, G. Roland, G.S.F. Stephans, K. Sumorok, M. Varma, D. Velicanu, J. Veverka, J. Wang, T.W. Wang, B. Wyslouch, M. Yang, V. Zhukova

*Massachusetts Institute of Technology, Cambridge, USA*

B. Dahmes, A. Finkel, A. Gude, P. Hansen, S. Kalafut, S.C. Kao, K. Klapoetke, Y. Kubota, Z. Lesko, J. Mans, S. Nourbakhsh, N. Ruckstuhl, R. Rusack, N. Tambe, J. Turkewitz

*University of Minnesota, Minneapolis, USA*

J.G. Acosta, S. Oliveros

*University of Mississippi, Oxford, USA*

E. Avdeeva, K. Bloom, S. Bose, D.R. Claes, A. Dominguez, C. Fangmeier, R. Gonzalez Suarez, R. Kamalieddin, J. Keller, D. Knowlton, I. Kravchenko, J. Lazo-Flores, F. Meier, J. Monroy, F. Ratnikov, J.E. Siado, G.R. Snow

*University of Nebraska-Lincoln, Lincoln, USA*

M. Alyari, J. Dolen, J. George, A. Godshalk, I. Iashvili, J. Kaisen, A. Kharchilava, A. Kumar, S. Rappoccio

*State University of New York at Buffalo, Buffalo, USA*

G. Alverson, E. Barberis, D. Baumgartel, M. Chasco, A. Hortiangtham, A. Massironi, D.M. Morse, D. Nash, T. Orimoto, R. Teixeira De Lima, D. Trocino, R.-J. Wang, D. Wood, J. Zhang

*Northeastern University, Boston, USA*

K.A. Hahn, A. Kubik, N. Mucia, N. Odell, B. Pollack, A. Pozdnyakov, M. Schmitt, S. Stoynev, K. Sung, M. Trovato, M. Velasco, S. Won

*Northwestern University, Evanston, USA*

A. Brinkerhoff, N. Dev, M. Hildreth, C. Jessop, D.J. Karmgard, N. Kellams, K. Lannon, S. Lynch, N. Marinelli, F. Meng, C. Mueller, Y. Musienko<sup>34</sup>, T. Pearson, M. Planer, R. Ruchti, G. Smith, N. Valls, M. Wayne, M. Wolf, A. Woodard

*University of Notre Dame, Notre Dame, USA*

L. Antonelli, J. Brinson, B. Bylsma, L.S. Durkin, S. Flowers, A. Hart, C. Hill, R. Hughes, K. Kotov, T.Y. Ling, B. Liu, W. Luo, D. Puigh, M. Rodenburg, B.L. Winer, H.W. Wulsin

*The Ohio State University, Columbus, USA*

O. Driga, P. Elmer, J. Hardenbrook, P. Hebda, S.A. Koay, P. Lujan, D. Marlow, T. Medvedeva, M. Mooney, J. Olsen, C. Palmer, P. Piroué, X. Quan, H. Saka, D. Stickland, C. Tully, J.S. Werner, A. Zuranski

*Princeton University, Princeton, USA*



V.E. Barnes, D. Benedetti, D. Bortoletto, L. Gutay, M.K. Jha, M. Jones, K. Jung, M. Kress, N. Leonardo, D.H. Miller, N. Neumeister, F. Primavera, B.C. Radburn-Smith, X. Shi, I. Shipsey, D. Silvers, J. Sun, A. Svyatkovskiy, F. Wang, W. Xie, L. Xu, J. Zablocki

*Purdue University, West Lafayette, USA*

N. Parashar, J. Stupak

*Purdue University Calumet, Hammond, USA*

A. Adair, B. Akgun, Z. Chen, K.M. Ecklund, F.J.M. Geurts, M. Guilbaud, W. Li, B. Michlin, M. Northup, B.P. Padley, R. Redjimi, J. Roberts, J. Rorie, Z. Tu, J. Zabel

*Rice University, Houston, USA*

B. Betchart, A. Bodek, P. de Barbaro, R. Demina, Y. Eshaq, T. Ferbel, M. Galanti, A. Garcia-Bellido, P. Goldenzweig, J. Han, A. Harel, O. Hindrichs, A. Khukhunaishvili, G. Petrillo, M. Verzetti

*University of Rochester, Rochester, USA*

L. Demortier

*The Rockefeller University, New York, USA*

S. Arora, A. Barker, J.P. Chou, C. Contreras-Campana, E. Contreras-Campana, D. Duggan, D. Ferencek, Y. Gershtein, R. Gray, E. Halkiadakis, D. Hidas, E. Hughes, S. Kaplan, R. Kunnawalkam Elayavalli, A. Lath, S. Panwalkar, M. Park, S. Salur, S. Schnetzer, D. Sheffield, S. Somalwar, R. Stone, S. Thomas, P. Thomassen, M. Walker

*Rutgers, The State University of New Jersey, Piscataway, USA*

M. Foerster, G. Riley, K. Rose, S. Spanier, A. York

*University of Tennessee, Knoxville, USA*

O. Bouhali<sup>66</sup>, A. Castaneda Hernandez, M. Dalchenko, M. De Mattia, A. Delgado, S. Dildick, R. Eusebi, W. Flanagan, J. Gilmore, T. Kamon<sup>67</sup>, V. Krutelyov, R. Montalvo, R. Mueller, I. Osipenkov, Y. Pakhotin, R. Patel, A. Perloff, J. Roe, A. Rose, A. Safonov, A. Tatarinov, K.A. Ulmer<sup>2</sup>

*Texas A&M University, College Station, USA*

N. Akchurin, C. Cowden, J. Damgov, C. Dragoiu, P.R. Duderu, J. Faulkner, S. Kunori, K. Lamichhane, S.W. Lee, T. Libeiro, S. Undleeb, I. Volobouev

*Texas Tech University, Lubbock, USA*

E. Appelt, A.G. Delannoy, S. Greene, A. Gurrola, R. Janjam, W. Johns, C. Maguire, Y. Mao, A. Melo, P. Sheldon, B. Snook, S. Tuo, J. Velkovska, Q. Xu

*Vanderbilt University, Nashville, USA*

M.W. Arenton, S. Boutle, B. Cox, B. Francis, J. Goodell, R. Hirosky, A. Ledovskoy, H. Li, C. Lin, C. Neu, E. Wolfe, J. Wood, F. Xia

*University of Virginia, Charlottesville, USA*

C. Clarke, R. Harr, P.E. Karchin, C. Kottachchi Kankanamge Don, P. Lamichhane, J. Sturdy

*Wayne State University, Detroit, USA*

D.A. Belknap, D. Carlsmith, M. Cepeda, A. Christian, S. Dasu, L. Dodd, S. Duric, E. Friis, B. Gomer, M. Grothe, R. Hall-Wilton, M. Herndon, A. Hervé, P. Klabbbers, A. Lanaro, A. Levine, K. Long, R. Loveless, A. Mohapatra, I. Ojalvo, T. Perry, G.A. Pierro, G. Polese, I. Ross, T. Ruggles, T. Sarangi, A. Savin, N. Smith,

**W.H. Smith, D. Taylor, N. Woods***University of Wisconsin, Madison, USA*

<sup>†</sup> Deceased.

- <sup>1</sup> Also at Vienna University of Technology, Vienna, Austria.
- <sup>2</sup> Also at CERN, European Organization for Nuclear Research, Geneva, Switzerland.
- <sup>3</sup> Also at State Key Laboratory of Nuclear Physics and Technology, Peking University, Beijing, China.
- <sup>4</sup> Also at Institut Pluridisciplinaire Hubert Curien, Université de Strasbourg, Université de Haute Alsace Mulhouse, CNRS/IN2P3, Strasbourg, France.
- <sup>5</sup> Also at National Institute of Chemical Physics and Biophysics, Tallinn, Estonia.
- <sup>6</sup> Also at Skobeltsyn Institute of Nuclear Physics, Lomonosov Moscow State University, Moscow, Russia.
- <sup>7</sup> Also at Universidade Estadual de Campinas, Campinas, Brazil.
- <sup>8</sup> Also at Centre National de la Recherche Scientifique (CNRS) – IN2P3, Paris, France.
- <sup>9</sup> Also at Laboratoire Leprince-Ringuet, Ecole Polytechnique, IN2P3-CNRS, Palaiseau, France.
- <sup>10</sup> Also at Joint Institute for Nuclear Research, Dubna, Russia.
- <sup>11</sup> Also at Ain Shams University, Cairo, Egypt.
- <sup>12</sup> Now at British University in Egypt, Cairo, Egypt.
- <sup>13</sup> Now at Helwan University, Cairo, Egypt.
- <sup>14</sup> Also at Suez University, Suez, Egypt.
- <sup>15</sup> Also at Cairo University, Cairo, Egypt.
- <sup>16</sup> Now at Fayoum University, El-Fayoum, Egypt.
- <sup>17</sup> Also at Université de Haute Alsace, Mulhouse, France.
- <sup>18</sup> Also at Brandenburg University of Technology, Cottbus, Germany.
- <sup>19</sup> Also at Institute of Nuclear Research ATOMKI, Debrecen, Hungary.
- <sup>20</sup> Also at Eötvös Loránd University, Budapest, Hungary.
- <sup>21</sup> Also at University of Debrecen, Debrecen, Hungary.
- <sup>22</sup> Also at Wigner Research Centre for Physics, Budapest, Hungary.
- <sup>23</sup> Also at University of Visva-Bharati, Santiniketan, India.
- <sup>24</sup> Now at King Abdulaziz University, Jeddah, Saudi Arabia.
- <sup>25</sup> Also at University of Ruhuna, Matara, Sri Lanka.
- <sup>26</sup> Also at Isfahan University of Technology, Isfahan, Iran.
- <sup>27</sup> Also at University of Tehran, Department of Engineering Science, Tehran, Iran.
- <sup>28</sup> Also at Plasma Physics Research Center, Science and Research Branch, Islamic Azad University, Tehran, Iran.
- <sup>29</sup> Also at Laboratori Nazionali di Legnaro dell'INFN, Legnaro, Italy.
- <sup>30</sup> Also at Università degli Studi di Siena, Siena, Italy.
- <sup>31</sup> Also at Purdue University, West Lafayette, USA.
- <sup>32</sup> Also at International Islamic University of Malaysia, Kuala Lumpur, Malaysia.
- <sup>33</sup> Also at Consejo Nacional de Ciencia y Tecnología, Mexico, Mexico.
- <sup>34</sup> Also at Institute for Nuclear Research, Moscow, Russia.
- <sup>35</sup> Also at Institute of High Energy Physics and Informatization, Tbilisi State University, Tbilisi, Georgia.
- <sup>36</sup> Also at St. Petersburg State Polytechnical University, St. Petersburg, Russia.
- <sup>37</sup> Also at National Research Nuclear University 'Moscow Engineering Physics Institute' (MEPhI), Moscow, Russia.
- <sup>38</sup> Also at California Institute of Technology, Pasadena, USA.
- <sup>39</sup> Also at Faculty of Physics, University of Belgrade, Belgrade, Serbia.
- <sup>40</sup> Also at Facoltà Ingegneria, Università di Roma, Roma, Italy.
- <sup>41</sup> Also at National Technical University of Athens, Athens, Greece.
- <sup>42</sup> Also at Scuola Normale e Sezione dell'INFN, Pisa, Italy.
- <sup>43</sup> Also at University of Athens, Athens, Greece.
- <sup>44</sup> Also at Warsaw University of Technology, Institute of Electronic Systems, Warsaw, Poland.
- <sup>45</sup> Also at Institute for Theoretical and Experimental Physics, Moscow, Russia.
- <sup>46</sup> Also at Albert Einstein Center for Fundamental Physics, Bern, Switzerland.
- <sup>47</sup> Also at Adiyaman University, Adiyaman, Turkey.
- <sup>48</sup> Also at Mersin University, Mersin, Turkey.
- <sup>49</sup> Also at Cag University, Mersin, Turkey.
- <sup>50</sup> Also at Piri Reis University, Istanbul, Turkey.
- <sup>51</sup> Also at Gaziosmanpasa University, Tokat, Turkey.
- <sup>52</sup> Also at Ozyegin University, Istanbul, Turkey.
- <sup>53</sup> Also at Izmir Institute of Technology, Izmir, Turkey.
- <sup>54</sup> Also at Mimar Sinan University, Istanbul, Istanbul, Turkey.
- <sup>55</sup> Also at Marmara University, Istanbul, Turkey.
- <sup>56</sup> Also at Kafkas University, Kars, Turkey.
- <sup>57</sup> Also at Yildiz Technical University, Istanbul, Turkey.
- <sup>58</sup> Also at Rutherford Appleton Laboratory, Didcot, United Kingdom.
- <sup>59</sup> Also at School of Physics and Astronomy, University of Southampton, Southampton, United Kingdom.
- <sup>60</sup> Also at Instituto de Astrofísica de Canarias, La Laguna, Spain.
- <sup>61</sup> Also at Utah Valley University, Orem, USA.
- <sup>62</sup> Also at University of Belgrade, Faculty of Physics and Vinca Institute of Nuclear Sciences, Belgrade, Serbia.
- <sup>63</sup> Also at Argonne National Laboratory, Argonne, USA.
- <sup>64</sup> Also at Erzincan University, Erzincan, Turkey.

<sup>65</sup> Also at Hacettepe University, Ankara, Turkey.

<sup>66</sup> Also at Texas A&M University at Qatar, Doha, Qatar.

<sup>67</sup> Also at Kyungpook National University, Daegu, Korea.