

ABOUT RIDDLE OF THE SPIRIT:

Riddle of the Spirit is a set of playful multiliteracy materials designed to develop children's interest and understanding of issues related to climate change and the environment, as well as promoting children's ecological literacies and, more broadly, multiliteracies. With the material, children can discuss and reflect on themes related to climate change and the environment through a story based on Finnish myths. In the story, Ukko, the thunderstorm spirit, loses control of the weather. The children's goal is to find out the reasons for this loss and to create imaginative solutions to help Ukko to be well and able to control the weather once more.

In total, this learning journey consists of seven pedagogical activities to be realised in the classroom and/or outdoors. The activities are also suitable for children's afternoon club activities as well as for learning at home. The project includes activity instructions, questions to support the discussion, and templates for props making.

The Riddle of the Spirit material is a continuation of the Whisper of the Spirit material in the world with Ukko the thunderstorm spirit, Tapio the forest spirit, Vetehinen the water spirit and Myrrys mies the ancient wizard.

AUTHORS 2020:

Chin-Chin Wong	Instructional content, story & prop design
Kristiina Kumpulainen	Head of the MOI development programme
Sara Sintonen, Heidi Sairanen	Educational experts
Jenny Renlund, Jenny Byman	Pedagogical assistants
Emilia Erfving, Antti Hintsa	Characters & illustration design

REFERENCES AND FURTHER READING:

Erfving, E., Hintsa, A., Sintonen, S., Sairanen, H. & Kumpulainen, K. (2017). Whisper of the Spirit, Retrieved from <https://helda.helsinki.fi/handle/10138/222483>

Kumpulainen, K., Sintonen, S., Vartiainen, J., Sairanen, H., Nordström, A. Byman, J. & Renlund, J. (2018). Playful Parts: The Joy of Learning Multiliteracies. Helsinki: Kirjaprintti Oy.

Stone, M. K. & Barlow, Z. (2005). Ecological literacy: Educating our children for a sustainable world. San Francisco : Sierra Club Books.

Wong, C. C. (2018). Riddle of the spirit: promoting sustainability through play design in Finnish education. Retrieved from <https://aaltodoc.aalto.fi/handle/123456789/34762>

Wong, C. C. & Kumpulainen, K. (2020). Multiliteracies pedagogy promoting young children's ecological literacy on climate change. In K. Kumpulainen & J. Sefton-Green (Eds.), Multiliteracies and Early Years Innovation: Perspectives from Finland and Beyond. London: Routledge.

RIDDLE OF THE SPIRIT, 2020

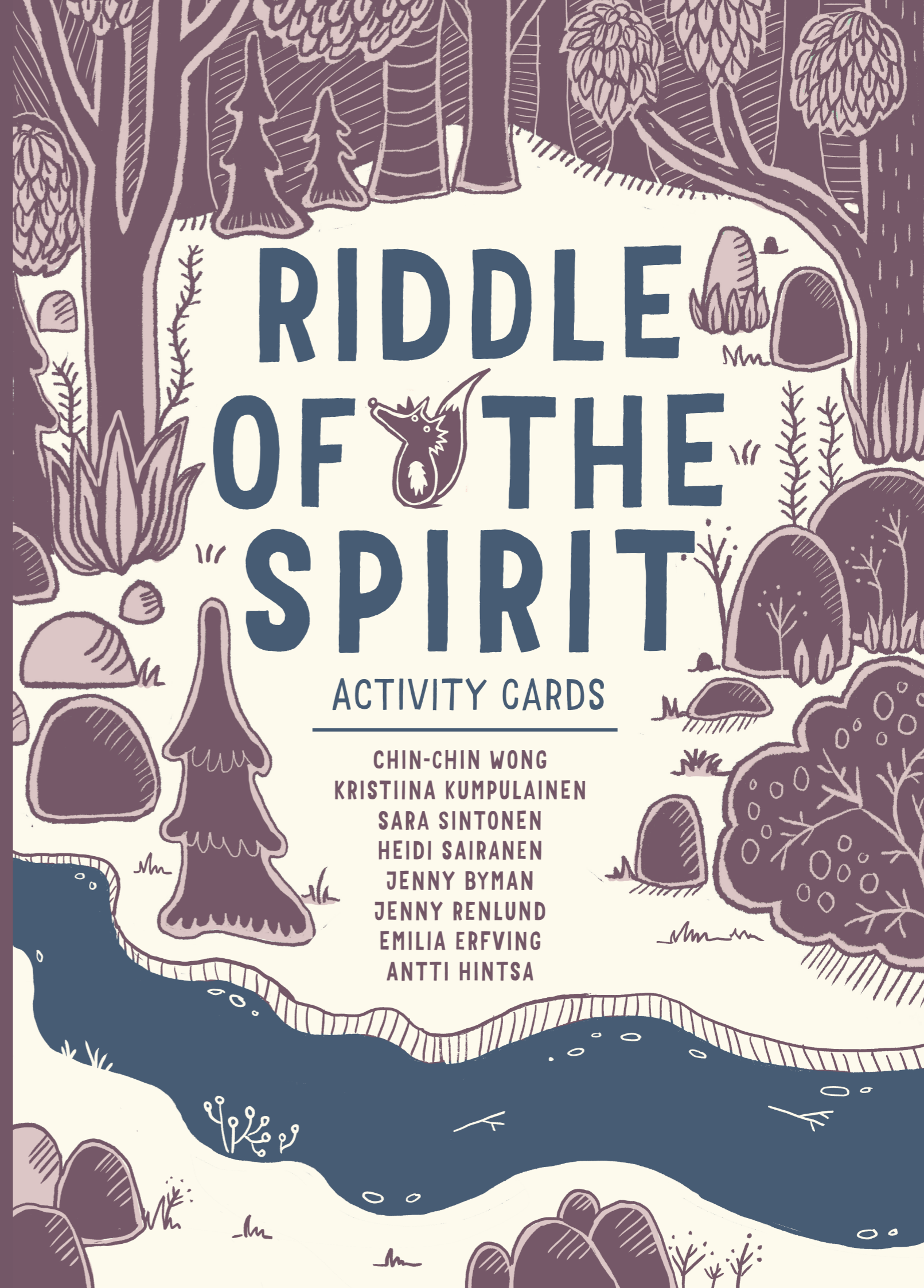
ISBN 978-951-51-5342-5



This publication may not be distributed and used for commercial purposes.



www.monilukutaito.com/en/



RIDDLE OF THE SPIRIT

ACTIVITY CARDS

CHIN-CHIN WONG
KRISTIINA KUMPULAINEN
SARA SINTONEN
HEIDI SAIRANEN
JENNY BYMAN
JENNY RENLUND
EMILIA ERFVING
ANTTI HINTSA

RIDDLE OF THE SPIRIT

What is happening to Ukko?

According to old stories, the most powerful spirit in Finland is Ukko the thunderstorm spirit. He controls the weather and takes care of the four seasons. Ukko is also called the Spirit of the Harvest because he brings sunshine. He brings rain for people's crops and plants, for animals, and for humans themselves. Ukko is also very important to people because thanks to him, people have food. When the villagers need water, they call Ukko by imitating the sound of rain and thunder. Ukko has three good friends, Myrrysmies the ancient magical wizard, Tapio the forest spirit and Vetehinen the water spirit. Together they protect the people, animals, plants, all other spirits and nature.

One afternoon, while Myrrysmies is taking a nap, two villagers come up to him. The villagers look very worried as they wake Myrrysmies up. They say, 'Myrrysmies! You must help us! The weather has been strange and unpredictable recently. We have lost a great deal of the harvest! We don't have enough food for next winter! What should we do?' Then, one of the villagers bursts into tears. Myrrysmies shares their feelings and replies, 'It seems as though the weather and the climate have become strange and irregular. It is not normal. Not to worry, I will find out the reason and solve this!'

After the villagers leave, Myrrysmies goes into the forest. He asks Tapio and Vetehinen if they know what is happening with the weather. Tapio says, 'I have also noticed that the four seasons have changed; it snows in the summertime and becomes hot in wintertime!' 'It must be Ukko!', Vetehinen replies, 'he controls the weather and the climate. Let's ask him!' The three spirits shout, 'UKKO!!' very loudly, and Ukko appears from behind a cloud. He looks depressed and powerless.

'Ukko, what is happening?' Myrrysmies asks. Ukko replies, with tears in his eyes, 'Myrrysmies, Tapio and Vetehinen! I don't know what is happening to me! I feel so weak and cannot control the weather anymore. You must help me!' The spirits promise, 'Not to worry, Ukko! We will discover what is happening and help you to become strong and happy again!'

My friends, do you want to join us in solving this riddle and help Ukko to be powerful and happy again? I will guide you by sending you helpful letters.



IDEAS TO USE RIDDLE OF THE SPIRIT:

- Each of the three workstations, Find, Think and Make, serves as a piece of a puzzle that guides children to inquire about ecological issues and to help Ukko. 'Find' encourages children to keep their minds open to new information, ideas and thoughts. 'Think' encourages children to reflect and critically discuss how the new knowledge relates to the riddle. 'Make' encourages children to be creative and imagine a happy solution to solve the riddle.
- To achieve a cohesive learning experience, we recommend beginning with the riddle, then proceeding through Activities 1 to 7 and concluding with a joint reflective discussion.
- The materials include four letters from the wizard Myrrismies that guide children throughout the investigation. We recommend using the letters to help with the transition between the stations. Blank letters are for adults' use to guide children into other activities. The set also includes a certificate from Myrrismies and the spirits to thank children for participating in solving the riddle.
- The Riddle of the Spirit Prop Book has been purposefully designed to support the activities. The templates for prop making enrich playfulness in the various phases during the journey.
- Each of the activity cards contains pedagogical instructions, corresponding templates from the Prop Book and a list of open-ended questions for children and teachers to discuss together. During each activity, adults may begin with the instructions and sum up with a joint discussion at the end of the task.
- This material can also be used for other learning purposes, depending on the interests of children and teachers. For example, the templates of the Future-Telling Cubes can be used as story cubes for creative writing. The Through the Spirit's Eyes role-play props can also be used for creative acting exercises. The illustration can also be utilized in classrooms for a variety of purposes.



WHAT IS ECOLOGICAL LITERACY?

Ecological literacy (ecoliteracy) refers to the ability to understand the basic principles of ecology and how the Earth's ecosystems sustain the web of life (Stone & Barlow, 2005). Ecoliteracy is essential to understanding the interconnectedness of humans and natural systems, and thereby create sustainable societies. We believe that seven interrelated skills are vital for developing an understanding of ecoliteracy: empathy, collaboration, communication, creativity, systems thinking, critical thinking and problem-solving (Wong & Kumpulainen, 2020).



Empathy addresses the importance of developing an affective, and therefore personal and caring relationship with the natural world. Collaboration underscores the importance of being able to work and interact with others to create a sustainable future. Communication, which is closely linked to collaboration, underlines the ability to express ideas and knowledge through multiple forms. It also entails the development of a shared language and meaning-making system to share both knowledge and creations. Creativity involves generating fresh and novel ideas to solve environmental or sustainability-related challenges and finding new ways of living that do not harm the environment. Systems thinking refers to the ability to understand the world as a sum of interconnected systems. Critical thinking calls for analytic meaning-making, such as recognising various agendas and interests through people's behaviours and interactions with the natural world. Critical thinking also involves the rational analysis of environmental phenomena to make informed decisions. Problem-solving skills stress the ability to define problems, evaluate alternatives and implement solutions for sustainable living.

RIDDLE OF THE SPIRIT, 2020

ISBN 978-951-51-5342-5



This publication may not be distributed and used for commercial purposes.



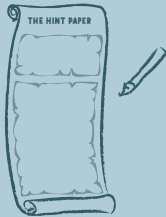
www.monilukutaito.com/en/

Chin-Chin Wong, Kristiina Kumpulainen, Sara Sintonen, Heidi Sairanen,
Jenny Byman, Jenny Renlund, Emilia Erfving and Antti Hintsa

Activity 1: ASK THE SPIRITS!



Props: (Prop Book p.1)



The Hint Paper



The Dictionary



Relevant books or websites on the topic of climate change

Instructions:

1. Adults first choose four concepts (from the list of suggested concepts or otherwise) for children to explore in this activity. Write the concepts in the spirits' language on the empty speaking bubbles of the four spirits. Then, hide the spirits in the surroundings for children to discover later.
2. The adults guide children to make the hint paper and the dictionary props from the Prop Book. The adult asks the children to search for a speaking spirit from the surroundings and translate what the spirit says with the dictionary prop. Write the translation down on the hint paper.
3. Find out what the hint means from relevant books, the internet or other sources. Record the information on the hint paper (or other formats such as photos and videos).
4. Share what you find out about the hints to the others and discuss together.
5. You may repeat this activity and explore other concepts.

Discussion:

- What are the hints? What do the hints mean?
- What are the spirits trying to tell us?
- How do the four hints relate to each other?
- How do the hints relate to us humans?

RIDDLE OF THE SPIRIT, 2020

ISBN 978-951-51-5342-5



This publication may not be distributed and used for commercial purposes.



Ministry of
Education
and Culture



www.monilukutaito.com/en/

Chin-Chin Wong, Kristiina Kumpulainen, Sara Sintonen, Heidi Sairanen,
Jenny Byman, Jenny Renlund, Emilia Erfving and Antti Hintsala

SUGGESTED CONCEPTS

Concepts relevant to children's everyday lives:

ሆሞሽ ሆሃተሞ

food waste

አዩ ማዘፍህተ ጸዩ

Car exhaust gas

ሀህባዝ ስ ሆሞሃተ

Rubbish in forest

ሞህፍሎጸሞሞ ሃሞሃተ

Endangered species

ሆሃተሎጸ ሞሞጸዳ

Wasting energy

Abstract concepts relevant to climate change:

ሆሞተሞ ሎሞ ሃሞሃተ

Weather and climate

ሃሞሞ ሆሞተሞ

Carbon footprint

ጸሞሞሞሃተ ጸዩሃተ


Greenhouse gases

ጸሞሞ ሆሞተሞ

Global warming

ሀሞተሞ ሆሃተ ሎሃተ

Biodiversity loss



Activity 2:

THROUGH THE SPIRITS' EYES

Find out what the spirits think and how they feel!

Myrrismies the ancient wizard has three magical tools. They are Ukko's Binoculars, Vetehinen's Glass and Tapio's Mask. These tools let us see what the spirits see! They also help us think and feel like the spirits do so we can discover their likes and dislikes. Go outdoors and act like the spirits. See, hear, feel and think like them! You may come up with some ideas as to why Ukko is unwell and how we can help him!

Activity 2: THROUGH THE SPIRITS' EYES

FIND

Props: (Prop Book p.2)



Ukko's Binoculars



Vetehinen's Glass



Tapio's Mask

Instructions:

1. Follow the instructions in the Prop Book and make the magical tools.
2. Each student gets one prop. Read the spirits' descriptions to learn more about them.
3. Bring your props outdoors, look through the spirits' eyes and freely explore the environment. Look for things that the spirits like and don't like. Discover hints to solve the riddle using your eyes, ears, noses and hands! After a while, exchange your props with other students so you can all be different spirits.
4. Share and discuss your ideas with others.

Discussion:

- Do the spirits see the same things we do? What colours, shapes and visions do the spirits see?
- How do the other spirits sense this world? What does the rock spirit see? How does the fire spirit feel? Create your own props and become one of these nature spirits!
- Did you find any hints as to why Ukko is unwell?

RIDDLE OF THE SPIRIT, 2020

ISBN 978-951-51-5342-5



This publication may not be distributed and used for commercial purposes.




Ministry of
Education
and Culture



The Joy of Learning Multiliteracies

www.monilukutaito.com/en/

Chin-Chin Wong, Kristiina Kumpulainen, Sara Sintonen, Heidi Sairanen,
Jenny Byman, Jenny Renlund, Emilia Erfving and Antti Hintsa




Activity 3:

THE BIG WALL OF IDEAS

Do you have any ideas why Ukko is unwell? Let's put all our ideas together and create a big wall of ideas!

What did you find out so far? Have you found out what the spirits like or dislike? Do you have any idea what is going on with Ukko? Write all your ideas on the bubbles. Remember to share your thoughts with your friends so you can reflect on them together!



Activity 3: THE BIG WALL OF IDEAS

THINK

Props: (Prop Book p.3)



All idea bubbles



A big blank wall

Instructions:

1. Cut out all the idea bubbles from the Prop Book.
2. Have you found out what the spirits like or dislike? Do you have any ideas why Ukko is unwell? Do you have any questions? Discuss with your group and write your ideas and questions on the bubbles.
3. Collect all your idea bubbles and attach them to a big blank wall to create a wall of ideas. You can also put all the hint papers and ideas collected from the first two activities in the 'Find' station on the big blank wall.
4. Discuss your wall of ideas with your group and teachers.

Discussion:

- Why is Ukko unwell and depressed?
- Is Ukko sad because nature is unwell?
- Do you have any suggestions on how you could help Ukko?

RIDDLE OF THE SPIRIT, 2020

ISBN 978-951-51-5342-5




This publication may not be distributed and used for commercial purposes.



www.monilukutaito.com/en/

Chin-Chin Wong, Kristiina Kumpulainen, Sara Sintonen, Heidi Sairanen,
Jenny Byman, Jenny Renlund, Emilia Erfving and Antti Hintsa



Activity 4:

THE SPIRIT TOTEM POLES


How are the spirits protecting us?

Finns used to build totem poles which they believed had protective powers. How do Ukko, Vetehinen and Tapio protect us? How do they help us? What do they give us? Look around, is there anything in your surroundings related to the three spirits? Now, make your own spirit totem poles to show how the spirits are secretly protecting us every day!

Activity 4: THE SPIRIT TOTEM POLES

THINK

Props: (Prop Book p.4-5)



**Ukko, Vetehinen &
Tapio Totem Poles**



Totem Blocks

Instructions:

1. Cut out all the pieces. Make the three spirit totem poles and totem blocks by following the instructions in the Prop Book.
2. Imagine how the spirits support and protect us. What materials do they give us, such as wood, water or air? Pick up one totem block and tell everyone how the images are related to one of the spirits. Then, stack the block on top of that totem pole to show they are connected.
3. If you can think of anything else that the spirits give us, create your own totem blocks. Flip over the totem poles and blocks and draw on the empty space on the other side. If you can, build the poles taller and taller!

Discussion:

- Ukko brings us good air, weather and the four seasons. Tapio keeps the forest healthy and full of trees. Vetehinen provides water, rivers and lakes. Look at the images on the blocks. What materials do the spirits give us?
- Look around your environment. How are our daily activities connected to the spirits? Do we use anything or eat anything given to us by the spirits?
- What blocks did you create and why?

RIDDLE OF THE SPIRIT, 2020

ISBN 978-951-51-5342-5



This publication may not be distributed and used
for commercial purposes.



Ministry of
Education
and Culture



www.monilukutaito.com/en/

Chin-Chin Wong, Kristiina Kumpulainen, Sara Sintonen, Heidi Sairanen,
Jenny Byman, Jenny Renlund, Emilia Erfving and Antti Hintsa



Activity 5:

FUTURE-TELLING CUBES


Throw the cubes in the air and discover the future!

The ancient wizard Myrrysmies can tell us about the future by observing patterns in wood, twigs and stones. He takes four future-telling wooden cubes out of his magical bag. Each cube represents one element of what will happen in the future. The cubes describe the spirits, emotions, places and us. Can you tell the future from the cubes? Let's see what the cubes show and create some stories! Turn the cubes inside out and create your own cubes to be part of the story.

Activity 5: FUTURE-TELLING CUBES

MAKE

Props: (Prop Book p.6-7)



The future-telling cubes

Instructions:

1. Complete 'our cube' by drawing. Then, cut out the four future-telling cube templates from the Prop Book. Fold them into cubes by following the instruction lines.
2. Throw the cubes to the air and see which elements land on top. Then, tell your group a story about us and the spirits.
3. Draw your own story cubes on the back side of the templates and add them to your story!

Discussion:

- What story did you tell?
- How do you imagine the interactions between people and the spirits?
- What do you think we can do to make the spirits happy?

RIDDLE OF THE SPIRIT, 2020

ISBN 978-951-51-5342-5




This publication may not be distributed and used for commercial purposes.



www.monilukutaito.com/en/

Chin-Chin Wong, Kristiina Kumpulainen, Sara Sintonen, Heidi Sairanen,
Jenny Byman, Jenny Renlund, Emilia Erfving and Antti Hintsa



Activity 6:

THE SPIRIT'S HAPPY NEWS

What will happen to Ukko in the end? How can we make him feel well and happy again?

Now you have some ideas as to why Ukko is powerless and depressed. Let us make the ending a happy one that explains how we are going to make Ukko well and happy again! Choose one idea from the Big Wall of Ideas and create an ending based on that idea. Spread good news to all the other spirits and people with this news!



Activity 6: THE SPIRIT'S HAPPY NEWS

MAKE

Props: (Prop Book p.8)



The Spirit Happy Newspaper

Tools and materials to tell your story

(ideas from the Big Wall of Ideas, papers, colour pencils, scissors, tape, tablets, a camera and role-play props)

Instructions:

1. Reflect on what you found out during all the previous activities and discuss the main reasons why Ukko is unwell and has lost his control over the weather.
2. Based on your discussion, choose one specific idea or question from the Activity 3 Wall of Ideas and create a story that extends that idea or answers that question. Describe how this can help Ukko be well and happy again.
3. The Spirit Happy Newspaper will help you construct your story. Follow the instructions and record your story through different means, such as drawing, writing, telling, using photos or even using videos!

Discussion:

- Why did Ukko lose control of the weather? What do you think the problems were?
- Which problem you believe is the most important?
- Can we help Ukko solve this problem?
- How can we make Ukko strong and happy again?

RIDDLE OF THE SPIRIT, 2020

ISBN 978-951-51-5342-5



This publication may not be distributed and used for commercial purposes.



Ministry of
Education
and Culture



www.monilukutaito.com/en/

Chin-Chin Wong, Kristiina Kumpulainen, Sara Sin-tonen, Heidi Sairanen,
Jenny Byman, Jenny Renlund, Emilia Erfving and Antti Hintsa



Activity 7:

OUR SHARED FUTURE FOREST

What do you wish for yourself, other people, animals and plants and nature as a whole?

Express your wish for the future on a tree or any other part of nature. Then, collect all our wishes together to create a future forest!

Activity 7: OUR SHARED FUTURE FOREST

MAKE

Props: (Prop Book p.9)



Wishing Trees and Bushes

**Art and craft
tools**
(such as markers,
scissors and tapes)

Instructions:

1. Close your eyes and think about what future you would wish for.
2. Write and draw your wishes on the trees and bushes in the Prop Book template. You can also create your own spirits, animals, plants or anything else in your forest.
3. Cut your wishes out. You may stick all the wishes on a wall, a door or elsewhere. Create a big forest of everyone's wishes!
4. Hold an exhibition and invite your friends to experience your Forest of the Future.

Discussion:

- What can we do to keep Ukko well and happy?
- Is it important that we care about the environment? Why?

RIDDLE OF THE SPIRIT, 2020

ISBN 978-951-51-5342-5



This publication may not be distributed and used
for commercial purposes.



Ministry of
Education
and Culture



www.monilukutaito.com/en/

Chin-Chin Wong, Kristiina Kumpulainen, Sara Sintonen, Heidi Sairanen,
Jenny Byman, Jenny Renlund, Emilia Erfving and Antti Hintsa



RIDDLE OF THE SPIRIT

PROP BOOK

CHIN-CHIN WONG
KRISTIINA KUMPULAINEN
SARA SINTONEN
HEIDI SAIRANEN
JENNY BYMAN
JENNY RENLUND
EMILIA ERFVING
ANTTI HINTSA

IDEAS FOR USING THIS PROP BOOK:

- This Prop Book was designed to be used during Riddle of the Spirit activities. It contains all prop templates for the activities.
- We recommend one Prop Book for each table of three children.
- The props were designed to be simple enough for children to make with adult facilitation.
- Some templates have blank spaces on the other side. The blank spaces are for children to express their ideas while interacting with these playful materials. You may encourage your children to create their own props as part of these creative play activities.
- In the templates, you will see two different types of lines. Their instructions are as follows:

Cut here: -----✂-----

Fold here: _____

RIDDLE OF THE SPIRIT, 2020

ISBN 978-951-51-5342-5



This publication may not be distributed and used for commercial purposes.



www.monilukutaito.com/en/

Chin-Chin Wong, Kristiina Kumpulainen, Sara Sintonen, Heidi Sairanen,
Jenny Byman, Jenny Renlund, Emilia Erfving and Antti Hintsa

Activity 1: Ask the Spirits!

THE HINT PAPER

Discover what a spirit is trying to tell you.

After translation, what is the hint?

What does this hint mean?
What information did you discover?

ミルキア
DICTIONARY

K = A
B = B
V = C

M = D
N = E
P = F
X = G

H = H
I = I
Y = J

L = K
A = L
N = M

R = O
H = P
X = Q


R = R
N = S
↑ = T

U = U
A = V
P = W

Y = X
R = Y
A = Z



How to make this dictionary:



MONILUKUTAITO
DICTIONARY

MOI

RIDDLE OF THE SPIRIT, 2020

MOI

The Joy of Learning Multiliteracies

RIDDLE OF THE SPIRIT, 2020

CC BY-NC ISBN 978-951-51-5342-5


www.monilukutaito.com/en/



Ministry of
Education
and Culture




Activity 2: Through the Spirits' Eyes



Ukko is the thunderstorm spirit of Finland. He controls the weather, seasons and climate. He keeps air fresh and rainwater clean for all living things on earth, such as the plants, animals and people. He doesn't like anything that makes the air and rainwater dirty.


UKKO'S BINOCULARS

Cut this out and wrap it around two cylindrical objects, such as empty paper rolls. Then tape it.



VETEHNEN'S GLASS

Cut this magnifying glass out. Fold the line in the centre of the circle and make a small cut. Then, carefully cut the circle out.




Vetehinen is the water spirit, and she can appear anywhere. She is mysterious, and no one knows what she really looks like. She protects lakes, rivers, the sea and all animals that live in the water. She likes to keep the water clean. She doesn't like to see rubbish in the water or people hunting too many fish.




Tapio is the forest spirit, and the woods are his kingdom. He is also the spirit of hunters. People pray to Tapio before hunting animals within his kingdom. Tapio likes to keep his forest green and clean and the animals healthy. He doesn't like people over-hunting his animals or cutting down too many trees.

TAPIO'S MASK

Cut the mask out. Carefully cut the two circles out in the same way you cut out the Vetehinen Glass. Then, punch two holes in the two sides of the mask and tie two strings there.





Create your own
Ukko's Binoculars!

MOI

The Joy of Learning Multiliteracies

RIDDLE OF THE SPIRIT, 2020

CC BY NC ISBN 978-951-51-5342-5


www.monilukutaito.com/en/



Create your own
Vetehinen's Glass!



Create your
own Tapio's mask!



Activity 3 The Big Wall of Ideas

IDEA BUBBLES

Write one idea on each bubble and cut all the bubbles out along the dashed line.



Have you found out why Ukko is unwell? Gather all your thoughts and create a big wall of ideas!

Have you found out what the spirits like or dislike?

A bubble with a purple hand icon on the left side and the text "Spirits like..." inside.	A bubble with a purple hand icon on the left side and the text "Spirits like..." inside.	A bubble with a purple hand icon on the left side and the text "Spirits like..." inside.	A bubble with a purple hand icon on the left side and the text "Spirits like..." inside.
A bubble with a purple hand icon on the right side and the text "Spirits don't like..." inside.	A bubble with a purple hand icon on the right side and the text "Spirits don't like..." inside.	A bubble with a purple hand icon on the right side and the text "Spirits don't like..." inside.	A bubble with a purple hand icon on the right side and the text "Spirits don't like..." inside.

Do you have any idea why Ukko is sad?

A bubble with a skull icon at the top and the text "Ukko is sad because..." inside.	A bubble with a skull icon at the top and the text "Ukko is sad because..." inside.	A bubble with a skull icon at the top and the text "Ukko is sad because..." inside.	A bubble with a skull icon at the top and the text "Ukko is sad because..." inside.
---	---	---	---

Do you have any questions?

A bubble with a question mark icon inside.	A bubble with a question mark icon inside.	A bubble with a question mark icon inside.	A bubble with a question mark icon inside.
--	--	--	--



The Joy of Learning Multiliteracies

RIDDLE OF THE SPIRIT, 2020

 ISBN 978-951-51-5342-5

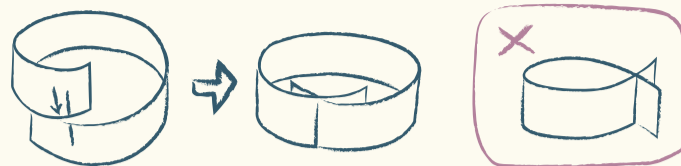
www.monilukutaito.com/en/




UKKO, VETEHINEN & TAPIO POLES

HOW TO MAKE:

Cut the poles out by following the lines.
Build the poles in this way:



UKKO POLE



VETEHINEN POLE



TAPIO POLE





The Joy of Learning Multiliteracies

RIDDLE OF THE SPIRIT, 2020

CC BY-NC ISBN 978-951-51-5342-5

www.monilukutaito.com/en/



Draw and create your own totem poles!

MOI

RIDDLE OF THE SPIRIT, 2020

MOI

RIDDLE OF THE SPIRIT, 2020

MOI


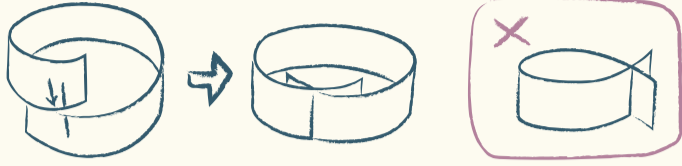
RIDDLE OF THE SPIRIT, 2020

Activity 4 The Spirit Totem Poles

TOTEM BLOCKS



HOW TO MAKE:

Cut the blocks out by following the lines.
Build the blocks in this way:



How do Ukko, Vetehinen and Tapio help us?
What do they give us?
Look at the totem blocks and explain how
the spirits protect us based on the images.
Then build the totem poles!
You can start the task by saying:

“Thank you Ukko/Vetehinen/Tapio,
we have...”





The Joy of Learning Multiliteracies

RIDDLE OF THE SPIRIT, 2020

CC BY-NC ISBN 978-951-51-5342-5

www.monilukutaito.com/en/




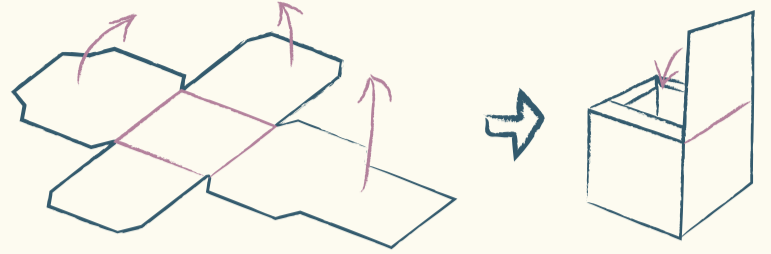
Draw and create your own totem blocks!

Activity 5:

FUTURE-TELLING CUBES

HOW TO MAKE:

Cut the cubes out along the dashed lines and fold on the solid lines. Tape the edges.




SPRIT CUBE

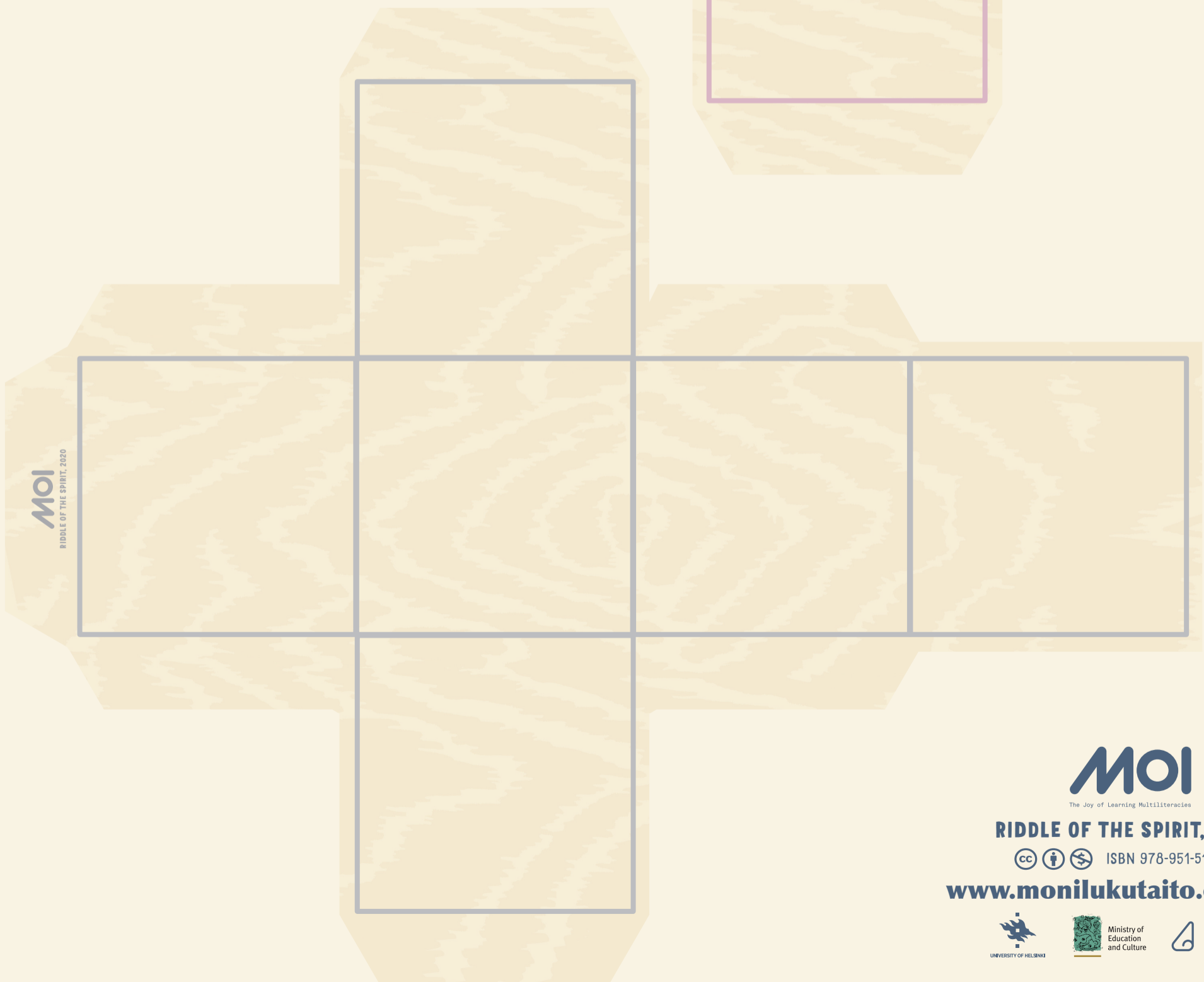
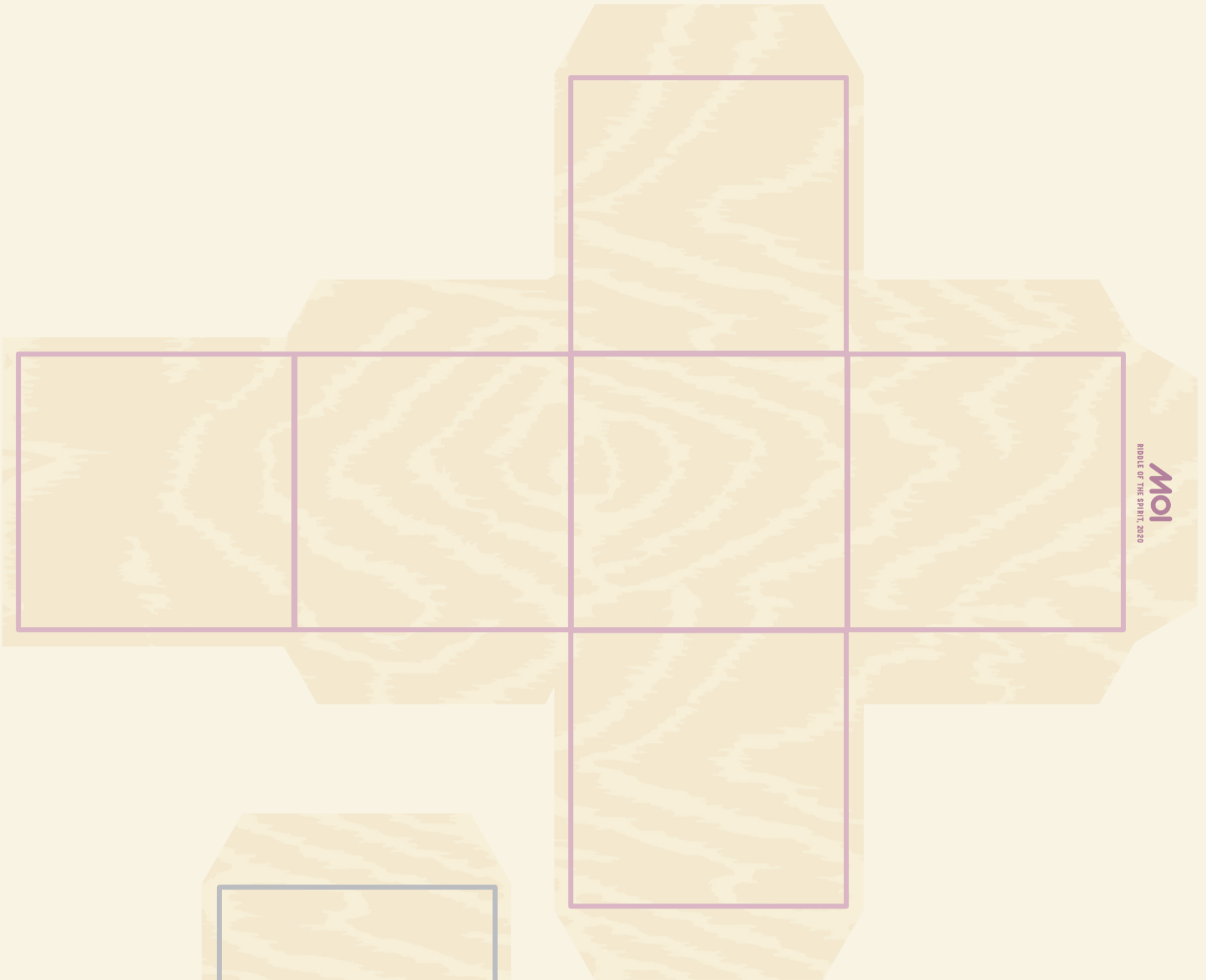
This cube explains which spirits will be in the story.



OUR CUBE


Who will be in the story? Create your own characters and draw them on this cube. You can draw yourself, your friends, your family or anyone!

 Create your own
future-telling cubes!



MOI
The Joy of Learning Multiliteracies

RIDDLE OF THE SPIRIT, 2020

 ISBN 978-951-51-5342-5

www.monilukutaito.com/en/


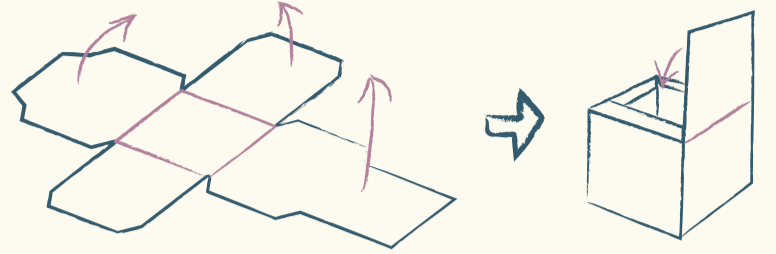


Activity 5:

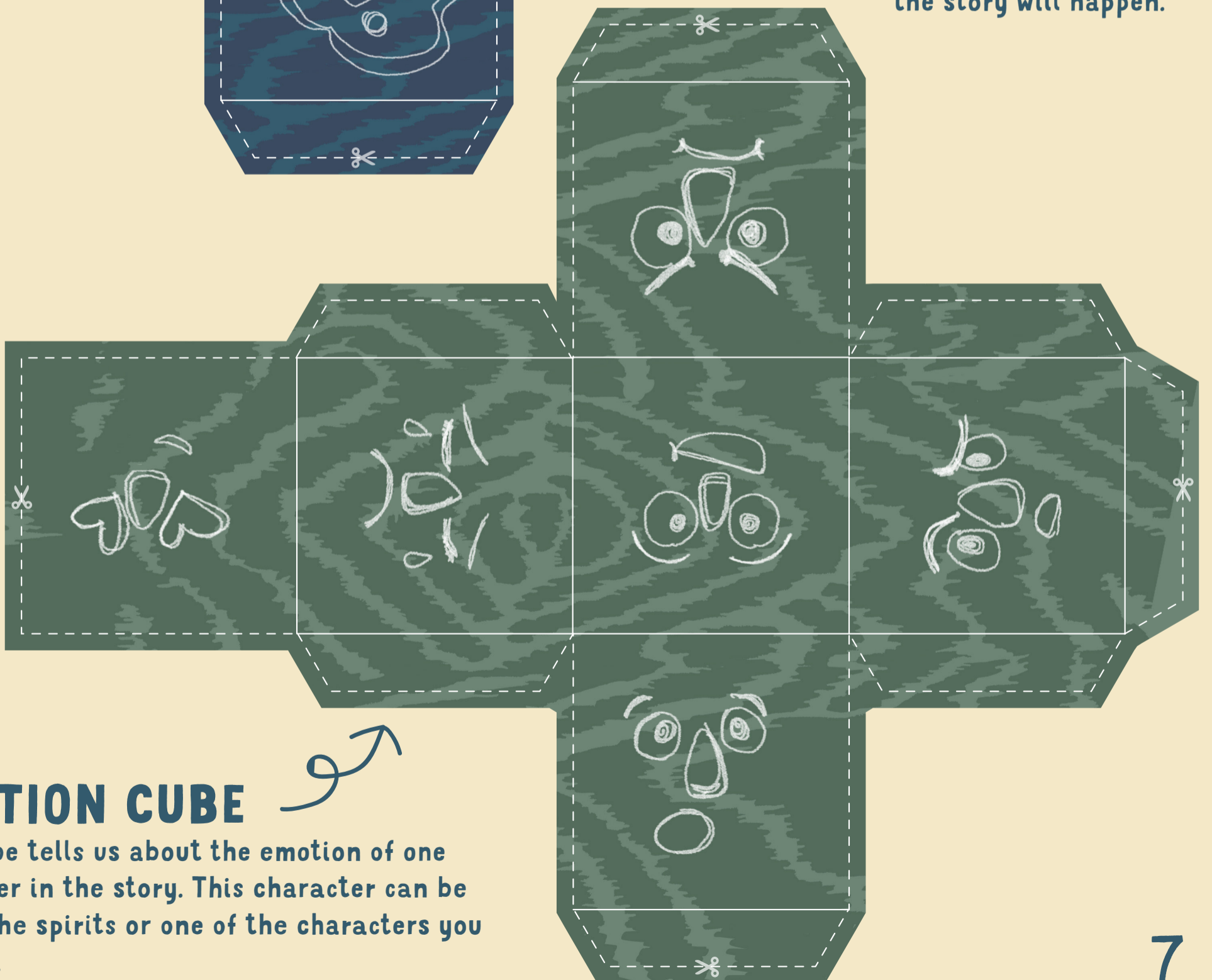
FUTURE-TELLING CUBES

HOW TO MAKE:

Cut the cubes out and fold the dashed lines. Tape the edges.




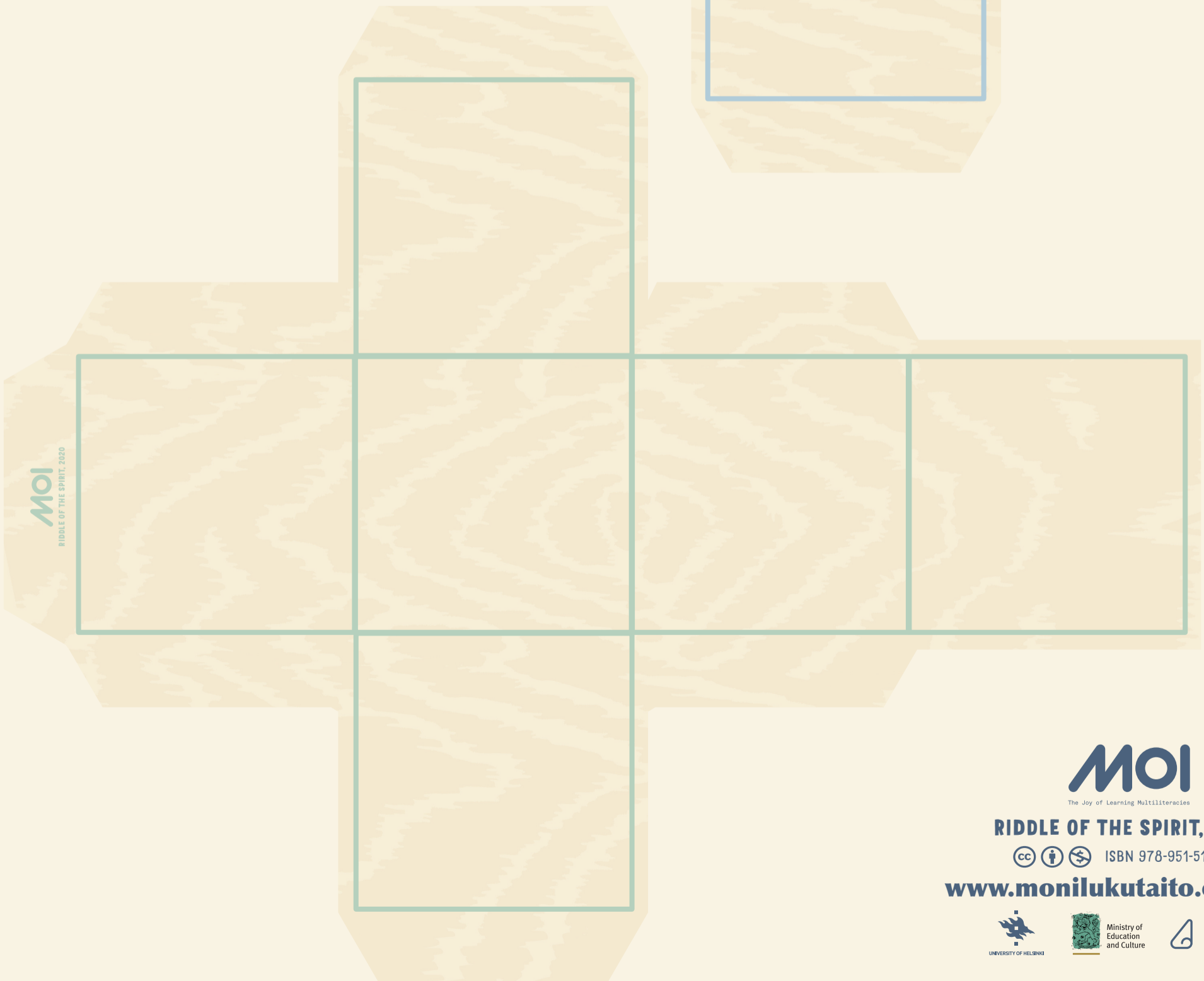
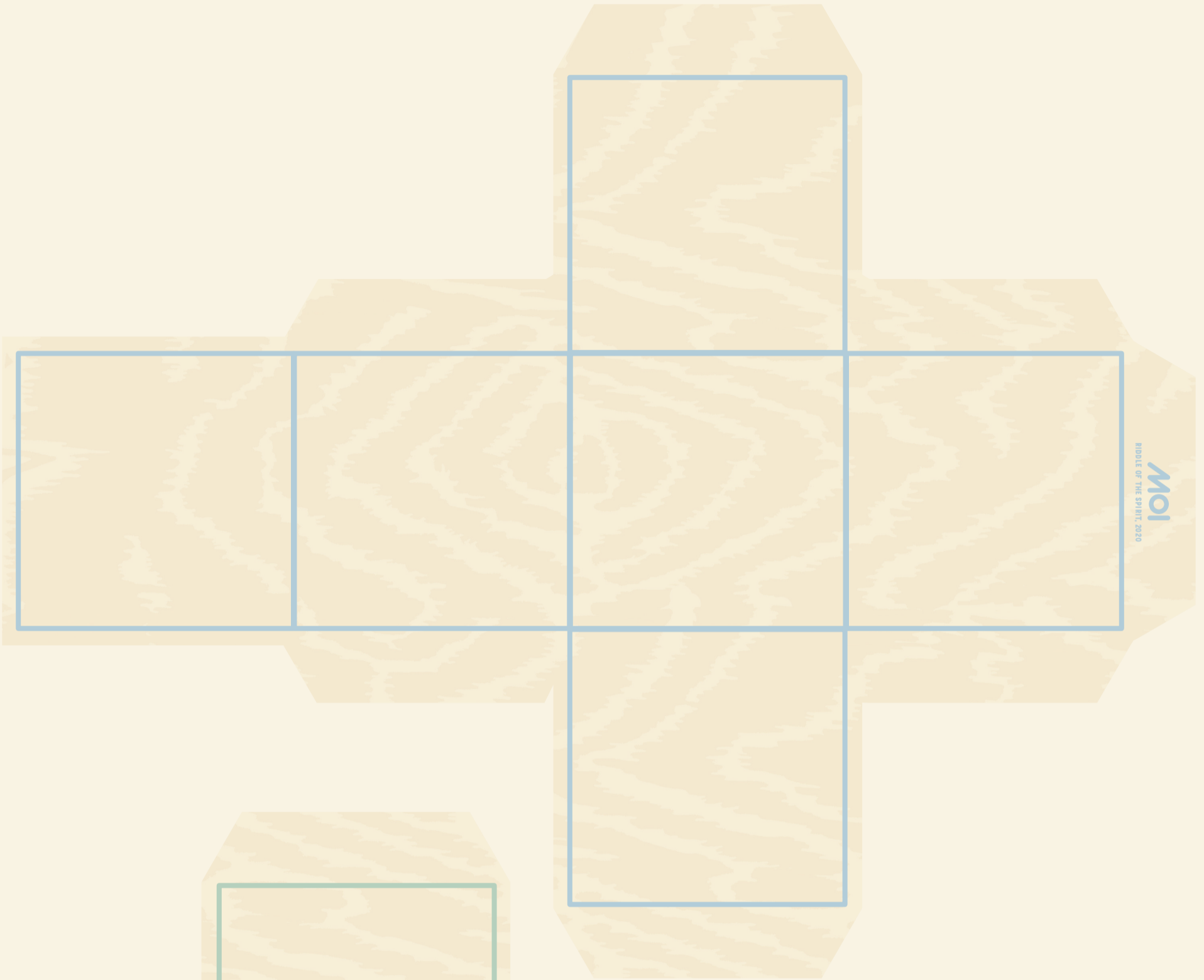
PLACE CUBE
This cube tells us where the story will happen.



EMOTION CUBE

This cube tells us about the emotion of one character in the story. This character can be one of the spirits or one of the characters you created.


 Create your own
future-telling cubes!



MOI

The Joy of Learning Multiliteracies

RIDDLE OF THE SPIRIT, 2020

 ISBN 978-951-51-5342-5

www.monilukutaito.com/en/




THE SPIRIT'S HAPPY NEWSPAPER

DATE: ___ / ___ / ___ TODAY'S WEATHER: _____

Give your happy story a title!





FIND

Why is Ukko sad and unwell? What did you discover?


THINK

As humans, how are we related to Ukko? What does Ukko give us? How can we make Ukko happy again?

MAKE

Create your own ending for this riddle!

Imagine what would Ukko say about your ending?



More space for your story!

MOI

The Joy of Learning Multiliteracies

RIDDLE OF THE SPIRIT, 2020

 ISBN 978-951-51-5342-5

www.monilukutaito.com/en/



Ministry of
Education
and Culture



WISHING TREES & BUSHES

Write and draw your wishes on the trees and bushes. Create your own spirits, animals, plants or anything else in the empty spaces alongside your wishes for the forest!



MOI

The Joy of Learning Multiliteracies

RIDDLE OF THE SPIRIT, 2020

 ISBN 978-951-51-5342-5

www.monilukutaito.com/en/



Dear investigators,

Welcome to the Station 1 'Find'!

I am so happy that you have joined us to solve the Riddle of the Spirit. I am certain that together we will find out what is wrong with Ukko and help him to be powerful again. When I walk in the forest, I hear the spirits whispering clues in my ears. Can you help me figure out what the spirits are trying to tell us?

After finding out the meanings of the spirits' clues, we can imagine together how the spirits see and experience the world. You can explore your surroundings with the help of my three magical tools: Ukko's binoculars, Tapio's mask and Vetehinen's glass. These magical tools will help you find out what the spirits like and do not like. This will help us understand why Ukko is depressed and unwell.

Yours sincerely,



Myrrismies

Dear investigators,

Welcome to the Station 2 'Think'!

You have done a good job in translating the old spirit language and researching the environment from the Spirit's perspectives. Now we have some ideas about what is going on with Ukko and the other spirits, but I bet we also have a lot of new questions as well. Would you like to share all your ideas and questions with me on the "Big Wall of Ideas"? Let us think about these questions together, as well as their answers.

After discussing together, let's think about how the spirits protect and help us. We can build totem poles for the spirits, like Finns used to do in the old days.

Yours sincerely,



Myrrismies


Letter 1

INAWH↓IX↑NRH



Letter 2

INAWH↓IX↑NRH



Dear investigators,

Welcome to the last station 'Make'!

I am amazed by all your thoughts and actions. We have made great progress in solving this mystery. Now, it is time for us to put together everything we found out about Ukko and the other spirits, as well as all our ideas on how to help Ukko become powerful again.

Would you like to join me in foretelling the future? If we look at the patterns on my magical Future-telling Cubes with what we have learned, we can create stories of the future. We also need to share our positive thinking and wonderful ideas with our friends. Let us make some happy news and tell the world how we can help Ukko to get well and be happy again.

Finally, we can create a Shared Future Forest by making wishes and envisioning a happy future for everyone. Let us have an exhibition and invite our friends to experience our Future Forest!

Yours sincerely,



Myrrismies

Dear investigators,

Thank you for helping Ukko and the other spirits!

I want to thank each of you for working hard to solve the mysterious riddle. Ukko is now much happier and stronger because he knows that everyone cares about him. This journey has shown that big problems can be solved when people and the spirits work together towards a shared goal! To help the spirits further, we need to continue to collaborate and share what we have learned. We also need to tell everyone how important it is to find a balance in the world, so all spirits, plants, animals and humans can live happily together.

The spirits and I would like to reward you with a certificate for all the hard work you have done as investigators.

See you soon and take care!

Yours sincerely,



Myrrismies


Letter 3

INAWH↓IX↑RKH



Letter 4

INAWH↓IX↑RKH




MYRRYSMIES

Myrrysmies


MYRRYSMIES

Myrrysmies

INAWH↓IX↑RKH



INAWH↓IX↑RKH





Thank you for helping Ukko and the other spirits!



Riddle of the Spirit

YMR↑P↑IY↑A↑M

CERTIFICATE

----- HAS PARTICIPATED IN
EXPLORING AND SOLVING
THE RIDDLE OF THE SPIRIT.

Date: -----
From Myrrismies and the spirits

Ukko

Ukko

Myrrismies

Myrrismies

Tapio

Tapio

Vetehinen

Vetehinen

