



Rethinking Rice Preparation for Highly Efficient Removal of Inorganic Arsenic Using Percolating Cooking Water

Carey, M., Jiujiu, X., Gomes Farias, J., & Meharg, A. A. (2015). Rethinking Rice Preparation for Highly Efficient Removal of Inorganic Arsenic Using Percolating Cooking Water. *PloS one*, 10(7), [e0131608]. DOI: 10.1371/journal.pone.0131608

Published in:
PloS one

Document Version:
Publisher's PDF, also known as Version of record

Queen's University Belfast - Research Portal:
[Link to publication record in Queen's University Belfast Research Portal](#)

Publisher rights
© 2015 Carey et al.

This is an open access article published under a Creative Commons Attribution License (<https://creativecommons.org/licenses/by/4.0/>), which permits unrestricted use, distribution and reproduction in any medium, provided the author and source are cited.

General rights

Copyright for the publications made accessible via the Queen's University Belfast Research Portal is retained by the author(s) and / or other copyright owners and it is a condition of accessing these publications that users recognise and abide by the legal requirements associated with these rights.

Take down policy

The Research Portal is Queen's institutional repository that provides access to Queen's research output. Every effort has been made to ensure that content in the Research Portal does not infringe any person's rights, or applicable UK laws. If you discover content in the Research Portal that you believe breaches copyright or violates any law, please contact openaccess@qub.ac.uk.

RESEARCH ARTICLE

Rethinking Rice Preparation for Highly Efficient Removal of Inorganic Arsenic Using Percolating Cooking Water

Manus Carey¹, Xiao Jiujiu^{1,2}, Júlia Gomes Farias^{1,3}, Andrew A. Meharg^{1*}

1 Institute for Global Food Security, Queen's University Belfast, Belfast, Northern Ireland, **2** Sichuan Agricultural University, Chengdu, Sichuan, P. R. China, **3** Departamento de Biologia, Centro de Ciências Naturais e Exatas, Universidade Federal de Santa Maria, Santa Maria, Brazil

* aa.meharg@qub.ac.uk

Abstract

A novel way of cooking rice to maximize the removal of the carcinogen inorganic arsenic (As_i) is presented here. In conventional rice cooking water and grain are in continuous contact, and it is known that the larger the water:rice cooking ratio, the more As_i removed by cooking, suggesting that the As_i in the grain is mobile in water. Experiments were designed where rice is cooked in a continual stream of percolating near boiling water, either low in As_i, or As_i free. This has the advantage of not only exposing grain to large volumes of cooking water, but also physically removes any As_i leached from the grain into the water receiving vessel. The relationship between cooking water volume and As_i removal in conventional rice cooking was demonstrated for the rice types under study. At a water-to-rice cooking ratio of 12:1, 57±5% of As_i could be removed, average of 6 wholegrain and 6 polished rice samples. Two types of percolating technology were tested, one where the cooking water was recycled through condensing boiling water steam and passing the freshly distilled hot water through the grain in a laboratory setting, and one where tap water was used to cook the rice held in an off-the-shelf coffee percolator in a domestic setting. Both approaches proved highly effective in removing As_i from the cooking rice, with up to 85% of As_i removed from individual rice types. For the recycled water experiment 59±8% and 69±10% of As_i was removed, on average, compared to uncooked rice for polished (n=27) and wholegrain (n=13) rice, respectively. For coffee percolation there was no difference between whole-grain and polished rice, and the effectiveness of As_i removal was 49±7% across 6 whole-grain and 6 polished rice samples. The manuscript explores the potential applications and further optimization of this percolating cooking water, high As_i removal, discovery.



OPEN ACCESS

Citation: Carey M, Jiujiu X, Gomes Farias J, Meharg AA (2015) Rethinking Rice Preparation for Highly Efficient Removal of Inorganic Arsenic Using Percolating Cooking Water. PLoS ONE 10(7): e0131608. doi:10.1371/journal.pone.0131608

Editor: J. Christopher States, University of Louisville, UNITED STATES

Received: February 23, 2015

Accepted: June 2, 2015

Published: July 22, 2015

Copyright: © 2015 Carey et al. This is an open access article distributed under the terms of the [Creative Commons Attribution License](https://creativecommons.org/licenses/by/4.0/), which permits unrestricted use, distribution, and reproduction in any medium, provided the original author and source are credited.

Data Availability Statement: All relevant data are within the paper and its Supporting Information files.

Funding: The authors received no specific funding for this work.

Competing Interests: The authors have declared that no competing interests exist.

Introduction

Paddy rice is the carbohydrate staple of half the world yet is the main source of exposure to the class-one, non-threshold carcinogen inorganic arsenic (As_i) [1]. International and national

bodies are in the process of setting standards for inorganic arsenic in rice due to the fact that sub-populations are exposed to levels that are associated with negative health consequences [2]. The UN WHO has just set, in 2014, advisory levels of As_i in polished (*i.e.* white) rice grain at 0.2 mg/kg [3], while the European Union [2] and United States of America [4] are in the process of setting legal standards for inorganic arsenic in rice based products.

It is highly desirable to reduce the inorganic arsenic content of rice. While breeding low arsenic rice and altering of rice cultivation practice offer medium to long-term solutions to reducing inorganic arsenic content of grain [5], if rice preparation to remove inorganic arsenic is optimized, this offers an immediate solution to decreasing inorganic arsenic in the diet. Milling, fortuitously for those who prefer polished (white rice), already reduces the inorganic arsenic content of rice by ~50% [6,7]. Bran is much more enriched (~10-fold) in As_i compared to polished (white) rice [6,7], though the milled bran component is only ~10% of wholegrain biomass. However, the levels of As_i in polished rice are still highly problematic [1,4,6,7]. The way that rice is cooked has been shown to have an effect on As_i content. The now common way to cook boiled rice throughout the globe is to use a volume of water that will result in all the water being absorbed or evaporated. This does not cause loss of As_i on cooking [8–10]. Where the cooking water itself is elevated in As_i , such as in large tracts of Bangladesh, cooking further elevates the arsenic content of the cooked product [11]. Traditional S.E. Asian methods of rice cooking involved extensive rinsing of the uncooked grain followed by cooking the rice in a large excess of water and discarding that water on cessation of cooking and this was found to reduce As_i content of food by up to 45% [10] and 57% [8] when As_i free water was used. Steaming is another traditional cooking approach, where rice is not directly exposed to cooking water, but steaming can only remove up ~10% of As_i [10].

In the study presented here rice cooking is radically rethought to optimize As_i removal. It is demonstrated that percolating technology, where cooking water, either free off, or low in, As_i is continually passed through rice in a constant flow, is highly efficient at removing As_i . This cooking water percolation potentially maximizes the removal of As_i , by both enhancing the volume of water the rice comes into contact with and by physically removing As_i leached from the rice. A number of variations on percolation technology are trialed; one where the water percolated through the rice is recycled through distillation; and one where the perfused water is discarded. The former is suitable where cooking water is itself elevated in As_i and/or where water is scarce or needs conserved, and the latter suitable for low As_i water sources. The proposed technology can be low-tech and to demonstrate this in a domestic setting an off-the-shelf coffee percolator was used to remove As_i from wholemeal and polished rice.

Materials and Methods

Rice sourcing

Market rice was purchased from major UK retailers in the city of Belfast, or purchased online through UK retailers, *i.e.* all products tested were widely available to the UK populace. Of the 41 samples tested in this study 2 were generically labeled as being from the EU, 11 from Spain, 6 from Italy, 5 from Thailand, 5 from France, 2 from Egypt, 1 from Japan, 1 from Australia, 1 from Lebanon, 1 from Pakistan, 1 from Turkey and 5 from the USA; with 13 being unpolished (wholegrain) and the rest polished. Descriptions of samples are given in [S1 Table](#).

Cooking rice in different volumes of water

Initial experiments investigated the relationship between cooking water volume and As_i content. A standardized and repeatable approach was used where a 250 ml round bottomed Pyrex was used as the rice-cooking vessel. This was heated in an electrothermal heating mantle and

the neck of the flask connected to a dimpled Vigreux 25cm condensing tube (14 rows of 3 dimples = 42 dimples in total) that returned steam as water to the flask. Evaporative losses as a confounding factor look in interpreting As_i content of cooked rice and by condensing any evaporated steam back into the cooking vessel such losses are negated. Rice (20g packet weight), from 6 wholemeal and 6 polished randomly selected from the bought packets, was placed in the flask and then double-distilled, deionized water added to give 3:1, 6:1 or 12:1 water:rice ratios. Rice was boiled until cooked and then removed from the heat. After cooling the sample was freeze-dried and then powdered using a Retch PM100 rotary ball-mill using a zirconium oxide lined vessel and zirconium oxide grinding balls. Uncooked rice was similarly freeze-dried and milled.

Cooking rice in where percolating cooking water is recycled through condensation

Here all 41 samples of bought rice were cooked in a standard Soxhlet apparatus. Rice grain, fresh from the packet, was accurately weighed (2g) into a VWR Soxhlet thimble and was then placed into an 25cm long and 3.5cm diameter Quickfit Soxhlet which was attached to a 250ml receiving flask at one end and a dimpled Vigreux 25cm condensing tube (14 rows of 3 dimples = 42 dimples in total), with the receiving flask sitting within an electrically heated mantle and supported by a retort stand and clamps. At the start of the experiment the flask was filled with 200ml of double-distilled, deionized distilled water. Rice cooking was timed as per number of Soxhlet reflux cycles, with 3 cycles sufficient to fully cook the rice. At the end of the 3rd cycle the thimble containing rice was removed and rice freeze dried and milled as described for the cooking volume experiment.

Home-cooking in a coffee percolator

Six randomly chosen wholegrain and polished rice samples were cooked from the packet in a domestic environment, at quantities required to feed a large family, using an off-the-shelf coffee percolator with no adaptations. The coffee percolator chosen for these experiments was a catering model that is used to fill vacuum flasks, a Bravilor Bonamat. This type of percolator was used as it has a larger filter unit and it does not have a hotplate. Into the filter unit, lined with the manufacturers supplied paper filter, was placed 500g packet weight of the rice. The unit held 2L of water and this took 10 mins. to fully discharge through the filter unit. Twice times 10 mins. (*i.e.* 20 minutes of cooking) fully cooked polished rice, while 3 time 10 mins. (6L of water, *i.e.* 3* 2L) was needed for polished rice. Temperature of the water entering the filter was 98°C. The cooking experiments were conducted in triplicate for each rice type. The cooked rice was freeze dried and milled, as for other cooking experiments described above. Arsenic in the tap-water was low with only As_i being detected, at $0.050 \pm 0.02 \mu\text{g/L}$, with the LOD being $0.036 \mu\text{g/L}$.

Chemical analysis

For As speciation powdered cooked and uncooked rice were weighed accurately to a weight of 0.1g into 50ml polypropylene centrifuge tubes to which 2ml of 1% conc. Aristar nitric acid was added and allowed to sit overnight. Batches of 40 samples were prepared which also include a black and rice CRM (NIST 1568b Rice flour) which has the arsenic species As_i and dimethylarsinic acid (DMA) concentrations certified, then microwave digested in a CEM MARS 6 instrument for 30 min. at 95°C using a 3 stage slow heating program: to 55°C in 5 min. held for 10 min., to 75°C in 5 min., held for 10 min. to 95°C in 5 min., held for 30 minutes. The digestate, on cooling, was accurately diluted to 10ml with deionized distilled water. A 1 ml aliquot

was transferred to a 2ml polypropylene vial and 10 μ l of analytical grade hydrogen peroxide was added to convert any arsenite to arsenate to facilitate subsequent chromatographic detection. For multi-element analysis by ICP-MS, a more aggressive digestion procedure (heat to 95°C in 5 min. hold for 10 min. to 135°C in 5 min. then hold for 10 min., to 180°C in 5 min. then hold for 30 min.) was employed, with 2ml of concentrated Aristar nitric acid and 2ml hydrogen peroxide added and left to soak overnight before microwaving. Blanks and CRM NIST 1568b, which is certified for both arsenic speciation (As_i and DMA) and for a range of trace and macro elements, were included in each batch of 40 samples analysed.

To speciate As in rice the diluted 0.2% nitric acid digested rice solutions were run on a Thermo Scientific IC5000 Ion Chromatography (IC) system, with an Thermo AS7, 2x250mm column (and a Thermo AG7, 2x50mm guard column) and a gradient mobile phase (A: 20mM Ammonium Carbonate, B 200mM Ammonium Carbonate- Starting at 100% A, changing to 100% B, in a linear gradient over 15 min.) interfaced with a Thermo ICAP Q ICP-MS that monitored m/z^+ 75, using He gas in collision cell mode. The resulting chromatogram was compared with that for authentic standards; DMA, As_i , monomethylarsinic acid (MMA), tetramethyl arsonium (TETRA) and arsenobetaine (AB). Arsenic present under each chromatographic peak was calibrated using a DMA concentration series.

Total elements were measured also using the Thermo ICAP Q but in direct solution acquisition mode. Rhodium was used as an internal standard. All elements reported were present both in calibration standards and in CRM NIST 1568b with only elements with good CRM recoveries reported. Additional elements were also analyzed by bench-top XRF (Rigaku CG) on powdered samples. Only elements present in the CRM and with good analytical recoveries were presented.

Statistics

General Linear Modeling (GLM), using Minitab v.16, was used to analyze the data. Residuals were tested for normality using the Anderson-Darling test, and where found to be normal so no transformation of the data was needed, except for percentage data, which were ranked and the ranks analysed.

Results

The analysis of the As speciated CRM gave excellent recovery results, based on for $n = 11$, with $91.6 \pm 4.4\%$ recovery for DMA and $88.2 \pm 3.3\%$ recovery for As_i , the only two species found in that CRM that were also detectable in the rice analysed, giving a sum of species recovery of 90.3%. The CRM had a certified concentration of 0.182 and 0.092 mg/kg As for DMA and As_i , respectively. The limits of detection (LOD) for both DMA and As_i (calculated from a DMA calibration) in rice was 0.0028 ± 0.001 mg/kg DMA rice d.wt., $n = 5$. All samples presented were above LOD for As_i and only a few samples were below LOD for DMA (2), and in this case $\frac{1}{2}$ LOD was used in statistical analysis of the data.

The experiment that related As_i content of cooked rice to rice cooking volume found a linear relationship, where the greater the volume of cooking water the greater the removal of As_i from the cooked rice (Fig 1). GLM analysis found that whether the rice was wholegrain or polished ($P < 0.001$), the volume of water used to cook the rice ($P < 0.001$) and the interaction between rice type (wholegrain or polished) and cooking volume ($P < 0.001$) were all highly significant with respect to the As_i content of the cooked rice. Uncooked wholegrain rice had higher As_i content in uncooked rice than polished, ~2-fold higher on average, but As_i was more efficiently removed from wholegrain, as observed in the steeper slope in the regression line and by the highly significant rice type*cooking volume interaction term. Up to 70% As_i could be removed

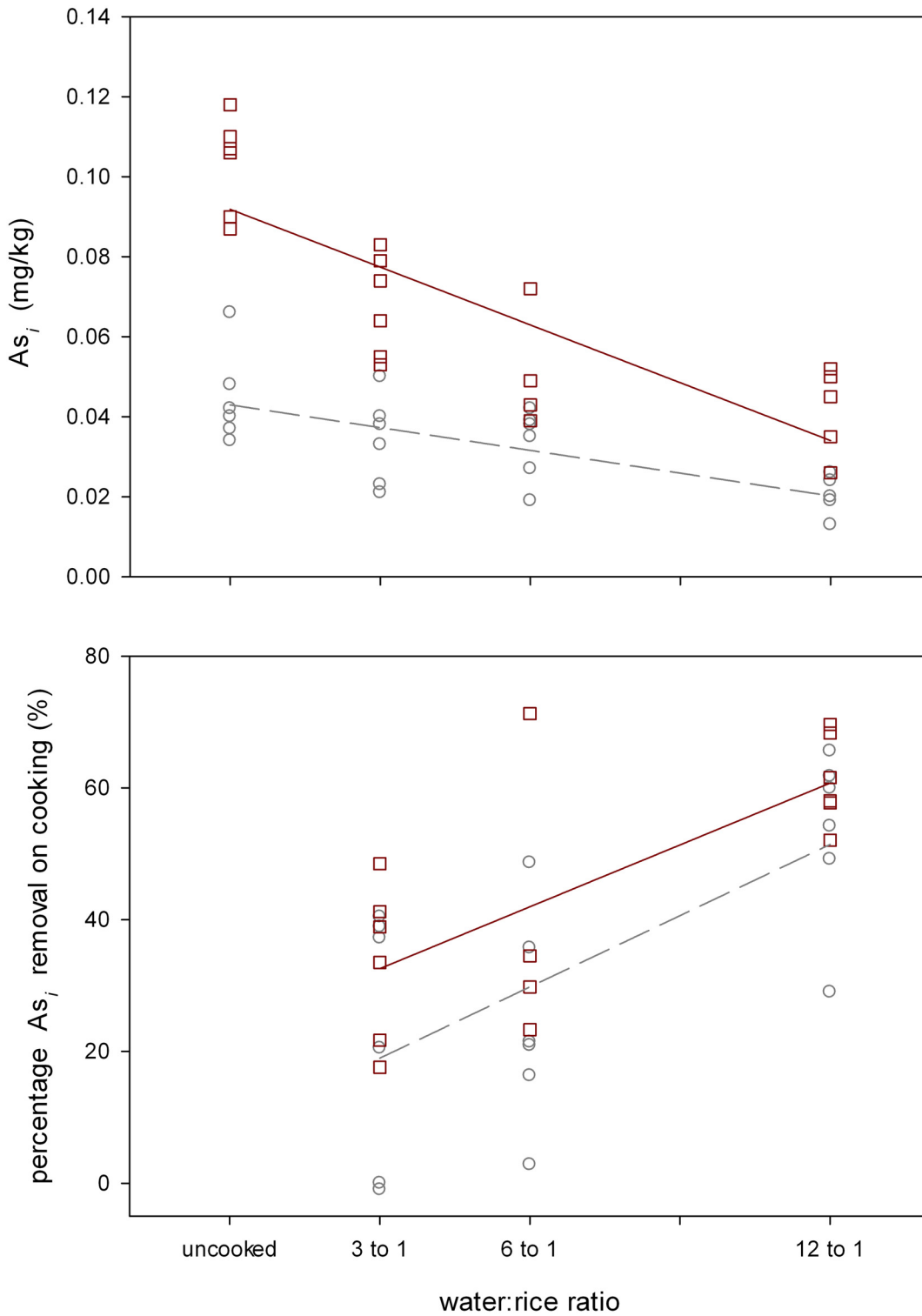


Fig 1. As_i concentration and percentage in rice that is either uncooked or has been cooked at different water: ratios. Squares are for wholegrain rice and circles for polished rice. Solid regression line is for wholegrain, dashed for polished.

doi:10.1371/journal.pone.0131608.g001

at the highest water to rice ratio (12:1), with average removal of $57\pm 5\%$ across all rice types at the 12:1 ratio as compared to uncooked rice, and $53\pm 5\%$ and $61\pm 3\%$ for polished and whole-grain, respectively, with whole grain having higher initial inorganic arsenic concentrations, so more to remove. This figure for all rice was $29\pm 5\%$ and $29\pm 4\%$ at ratios of 3:1 and 6:1 respectively. DMA content was not reduced by cooking (S1 Fig), with only the rice type term being significant ($P < 0.001$), reflecting the fact that wholegrain rice had higher concentrations of DMA than polished rice.

For the Soxhlet cooking experiment it was found that this type of percolating cooking removed $59\pm 8\%$ and $69\pm 10\%$ of As_i compared to uncooked rice for polished and wholegrain, respectively (Fig 2). On the ranked percentage data (as percentages are not normally distributed) Soxhlet cooking As_i reduction was correlated with the concentration in the uncooked rice ($P = 0.024$), while the type of rice (wholegrain or polished) was highly significantly different ($P = 0.001$) and the rice type* As_i content of uncooked rice interaction term was significant in the analysis of co-variance GLM analysis, with As_i in uncooked rice being the covariate. For the absolute As_i concentrations in cooked rice, the As_i in uncooked rice covariate term was highly significant ($P < 0.001$) while the rice type and the interaction term were not significant. In some individual samples up to, and in one case over, 80% of As_i could be removed by percolation, for both wholegrain and polished rice. For polished rice there is a trend that the more As_i present in the uncooked rice the more As_i is removed by cooking. This was not the case for wholegrain, where there was a very slight trend in the opposite direction, with the difference between polished and wholegrain probably due to the whole grain rice having higher inorganic arsenic in the raw rice, and that inorganic arsenic removal saturates at the higher initial raw rice concentrations. For DMA (S2 Fig) only the DMA content of uncooked rice was significant in the GLM analysis of covariance ($P < 0.001$), and no terms were significant for the percentage of DMA removal. This illustrates that DMA is very poorly removed on rice cooking, even under the most stringent conditions of this Soxhlet based cooking method.

When a home cooking with a coffee percolator was trialed $49\pm 7\%$ of As_i could be removed across all 12 samples, with up to 85% removal observed for one sample (Fig 3). GLM analysis of covariance showed that only the initial As_i concentration in the uncooked rice had a significant contribution to the actual concentration in the cooked rice ($P = 0.045$). This figure for DMA (S3 Fig) was ($P < 0.001$). Terms containing rice type were non-significant for both As_i and DMA. None of the terms were significant for the percentage As_i removal experiments, showing that rice type was not a contributing factor in As_i removal in these coffee percolating cooking experiments. A pair t-test showed that As_i concentration was significantly ($P = 0.009$) reduced on cooking. There was no significant reduction in DMA content between cooked and uncooked rice ($P = 0.263$). When a range of trace and macro-elements were analyzed between coffee percolator cooked and uncooked only potassium ($P < 0.001$) and phosphorus ($P = 0.016$) were significantly different, while calcium, copper, iron, manganese, sulphur and zinc were non-significant (Fig 4). For potassium 53% was lost on cooking. For phosphorus this figure was 7%.

Discussion

Mitigating As_i levels in rice is essential as this commodity is the major global source of this carcinogen, with As_i derived from rice consumption predicted to cause significant increases in excess lifetime cancer burdens, in the order of ~1–2 in 1,000, for the highest rice eating communities [1]. Using a continual flow of clean cooking water *versus* traditional static systems enables up to 85% of the As_i content of raw grain to be removed on cooking, much higher than the use of standard static cooking water or steaming based systems [10]. Furthermore, this

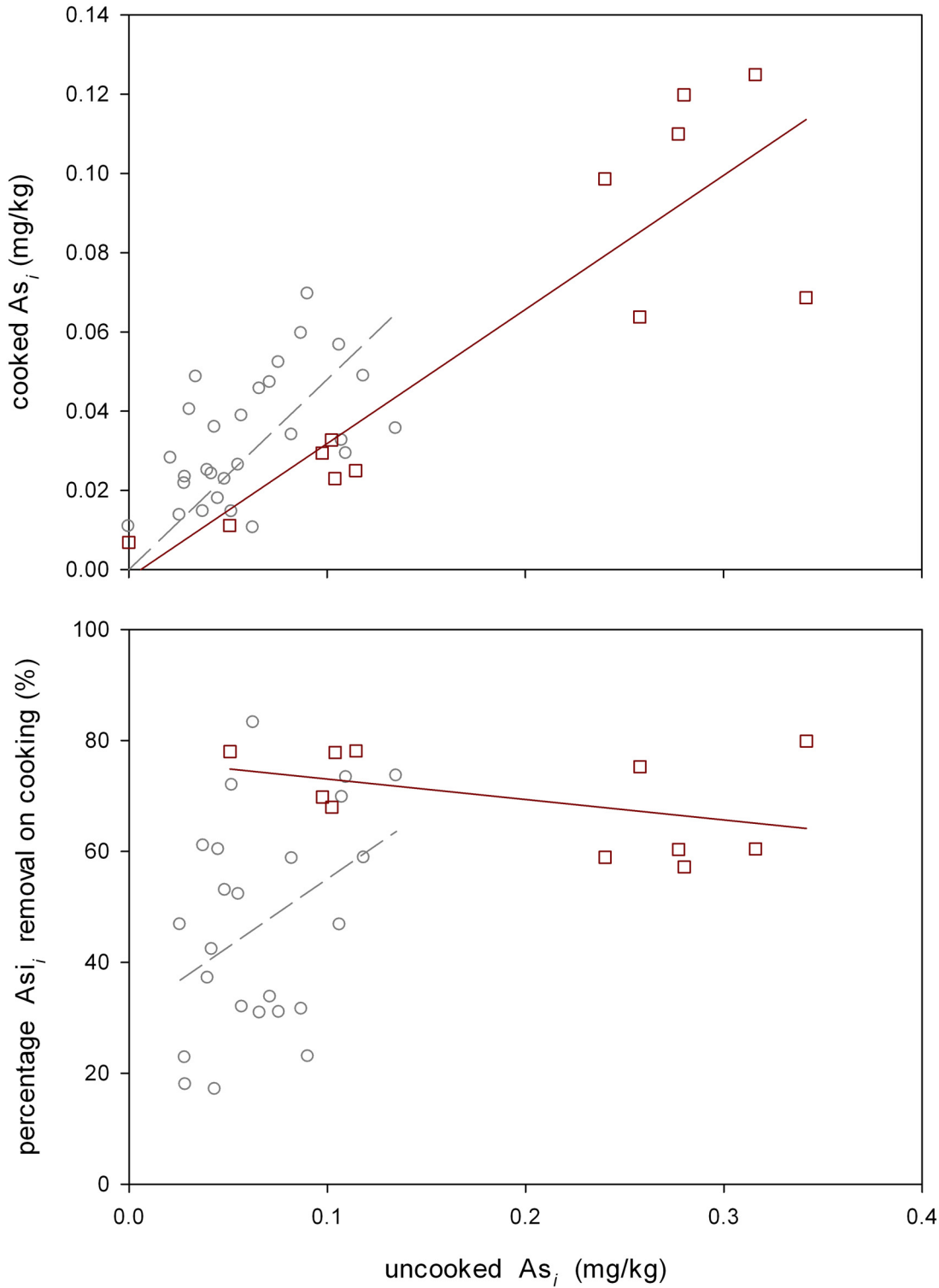


Fig 2. As_i concentration and percentage in rice cooked using a Soxhlet apparatus compared to uncooked rice. Squares are for wholegrain rice and circles for polished rice. Solid regression line is for wholegrain, dashed for polished.

doi:10.1371/journal.pone.0131608.g002

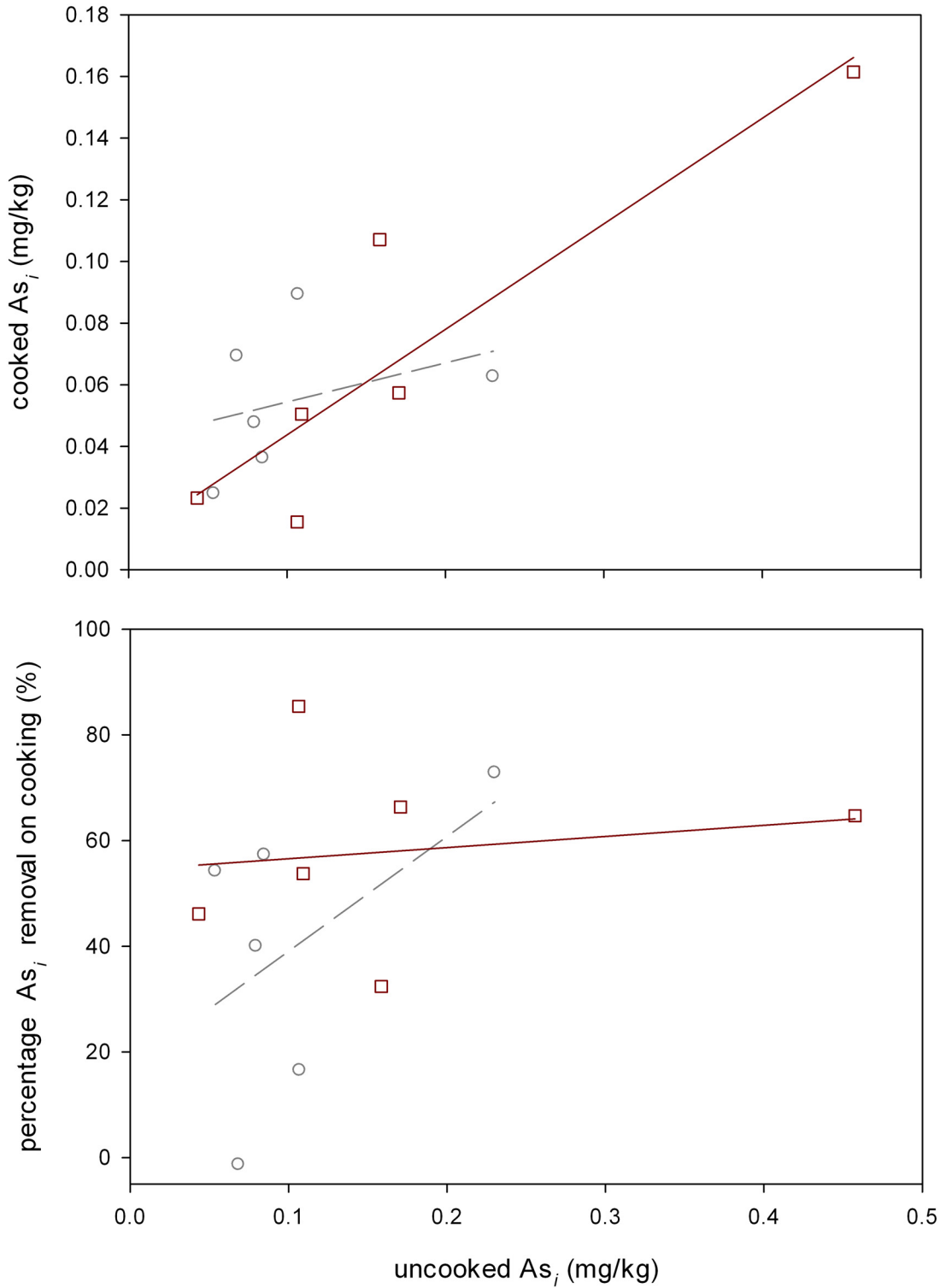


Fig 3. As_i concentration and percentage in rice cooked using a coffee percolator compared to uncooked rice. Each point is the mean of 3 replicates. Squares are for wholegrain rice and circles for polished rice. Solid regression line is for wholegrain, dashed for polished.

doi:10.1371/journal.pone.0131608.g003

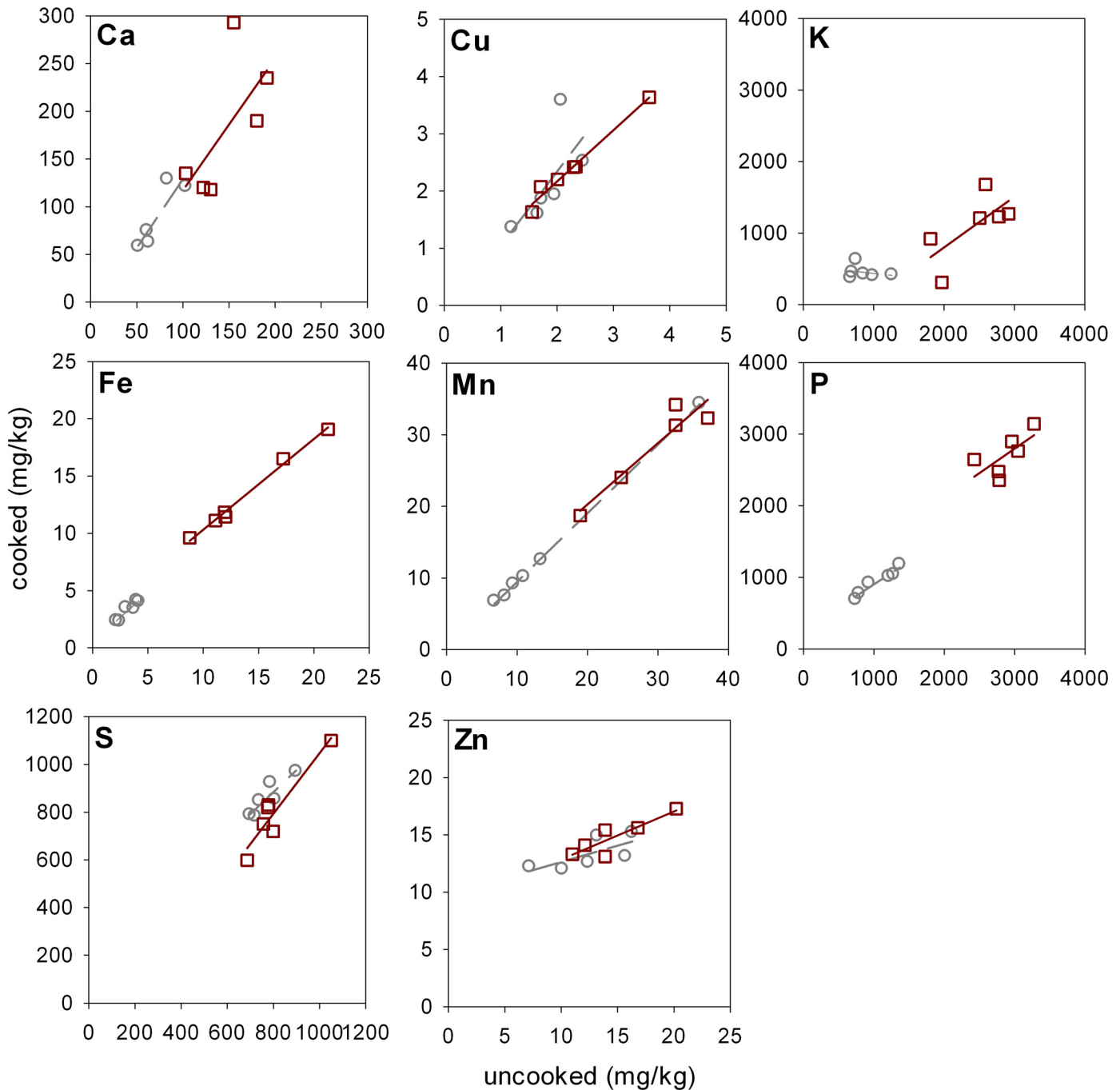


Fig 4. Total calcium, copper, iron, manganese, phosphorus, silicon, sulphur and phosphorus concentrations in rice cooked using a coffee percolator compared to uncooked rice. Each point is the mean of 3 replicates. Squares are for wholegrain rice and circles for polished rice. Solid regression line is for wholegrain, dashed for polished.

doi:10.1371/journal.pone.0131608.g004

continual flow system offers a way of assaying which rice is amenable to have As₂S₃ removed on cooking, and using a Soxhlet based system, the method is also standardized and repeatable in any laboratory and is not reliant on the purity of water used because delivery of cooking water is through distilled steam. Although the standardized cooking methods were developed around

reflux/Soxhlet for standardization, household or commercial scale cookers could adopt the same approach as demonstrated here in the coffee percolator experiment.

The development of commercial approaches based on continuously flushing rice with arsenic free cooking water would have application in baby rice manufacture, for example, as baby rice is of particular concern with respect to human exposures [12,13] and baby rice is a product where grain is pre-cooked, dried and milled, much the same as the sample preparation for analysis here. Rice milk is similarly problematic, being elevated in As_i , and is fed to lactose intolerant children in quantities that raise concern [14]. Rice milk is prepared from cooked rice and manufacturing processes could be optimized for As_i cooking using the continual cooking water flow principle demonstrated here. It is not difficult to envisage that large-scale rice cookers for baby rice and rice milk manufacture could be based either on the distillation approach, as demonstrated here by using a Soxhlet system, or with a continual flow of externally pre-heated water passing through the rice, as demonstrated here by the commercial coffee percolator approach. With baby rice if elemental nutrients (*i.e.* potassium) do need supplementation this is easy to do and, indeed, many baby rice products are nutrient and vitamin fortified. Vitamin removal was not assessed here and again may need to be investigated with respect to commercial production of products such as baby rice, and as rice is an important source of soluble B-vitamins [15], with vitamin B2 known to be leached from rice on cooking dependent on processing methodologies [16].

Non-milled, pre-cooked rice is becoming an important market in the prepared food business, from stand-alone precooked boiled rice to boiled rice in pre-packed Asian & S.E. Asian foods, and in products such as pre-cooked baby food jars. For all these products continual cooking water flow cooking approaches could be applied to lower As_i to consumers. Cooked rice texture using continual flow cooking, not assessed here, while unimportant for milled baby rice, would be important for non-milled pre-cooked products, but manufactures could optimize rice type/source and cooking conditions to optimize final texture of their product. Home cooking continual flow would need the specific product design, but should be achievable, and given that there is already a wide penetrance of specific rice cookers for domestic use, based on steaming, so there is a market for specific rice cookers. We have demonstrated here that coffee percolator technology could also be used to cook rice, and that such technologies could be optimized for As_i removal and, and to optimize the heat and water usage to most efficiently achieve this goal. The coffee percolator technology is most suitable for cooking rice in regions that have low As_i available for the cooking water, although distilled/purified water could be directly used if in high water As_i regions, if available. Where As_i is high in cooking water then the recycling of water through continuous distillation is the solution. The key to a home based continual reflux distillation rice cooker development simply needs a steam condensers unit to supply water to rice suspended in a basket with a bottom receiver (pot) directly heating the water. Condensers could be based on water/ice cooling, on thermal properties of materials used for a lid with the design of the inside of the lid optimized to deliver stream of condensing water to the rice, or on electro-thermal cooling technologies for the lid/condenser. Home-based appliances for water/ethanol extraction of essential oils from plant-based material are already available [17] and could be readily adapted, to lower cost and to increase efficiency.

In situ speciation [6] shows that grain As_i is either as free As_i or as sulfhydryl complexed As_i . It is not clear why grains with more As_i release more As_i on cooking as compared to those low in As_i , but perhaps it is grain geometry, *i.e.* that As_i in the outer portions of the grain are more easily removed than those in the inner portions. It is known that As_i is more elevated at the grain surface than in the centre [6].

The finding that As_i is readily leached from rice while DMA is not conforms well with what is known with their rice gut availability where As_i has a high gut availability where DMA does

not [18]. The fact that As_i is readily leached from both wholegrain and polished rice is also important. Although not tested here, if rice bran As_i is readily removed using continual flow of replenished cooking water then this product which is highly elevated in As_i may be made suitable for the human food-chain, given that in many aspects it is a highly nutritious product whose health and commercial value is negated by its As_i content.

Supporting Information

Three additional graphs, pertaining to the DMA content of rice that complement the As_i content of rice shown in S1–S3 Figs in the main body of the text. A table of rice sample descriptions is also given in S1 Table.

S1 Fig. DMA concentration and percentage in rice that is either uncooked or has been cooked at different water: ratios. Squares are for wholegrain rice and circles for polished rice. Solid regression line is for wholegrain, dashed for polished.

(TIF)

S2 Fig. DMA concentration and percentage in rice cooked using a Soxhlet apparatus compared to uncooked rice. Squares are for wholegrain rice and circles for polished rice. Solid regression line is for wholegrain, dashed for polished.

(TIF)

S3 Fig. DMA concentration and percentage in rice cooked using a coffee percolator compared to uncooked rice. Each point is the mean of 3 replicates. Squares are for wholegrain rice and circles for polished rice. Solid regression line is for wholegrain, dashed for polished.

(TIF)

S1 Table. Rice sample descriptions.

(DOCX)

Author Contributions

Conceived and designed the experiments: MC AAM. Performed the experiments: MC XJ JGF. Analyzed the data: MC AAM. Wrote the paper: MC AAM.

References

1. Meharg AA, Williams PN, Adamako E, Lawgali YY, Deacon C, Villada A, et al. Geographical variation in total and inorganic arsenic content of polished (white) rice. *Environ Sci Technol*. 2009; 43: 1612–1617. PMID: [19350943](#)
2. EFSA. Panel on Contaminants in the Food Chain (CONTAM)/ Scientific opinion on arsenic in food. *EFSA J*, 2009; 7: 1351.
3. WHO Codex Alimentarius Commission—Geneva 14–18 July 2014. Available: <http://www.fao.org/news/story/en/item/238558/icode/>.
4. US FDA Arsenic in rice and rice products. Available: <http://www.fda.gov/Food/FoodbornellnessContaminants/Metals/ucm319870.htm>.
5. Meharg AA, Zhao F-J. *Arsenic & rice*. Berlin: Springer-Verlag; 2012.
6. Sun GX, Williams PN, Carey AM, Zhu Y-G, Deacon C, Raab A, et al. Inorganic arsenic in rice bran and its products are an order of magnitude higher than in bulk grain. *Environ Sci Technol*. 2008; 42: 7542–7546. PMID: [18939599](#)
7. Meharg AA, Williams PN, Schekel K, Lombi E, Feldmann J, Raab A, et al. Speciation of arsenic differs between white and brown rice grain. *Environ Sci Technol*. 2008; 42: 1051–1057. PMID: [18351071](#)
8. Sengupta MK, Hossain MA, Mukherjee A, Ahamed S, Das B, Nayak B, et al. Arsenic burden of cooked rice: Traditional and modern methods. *Food Chem Toxicol*. 2006; 44: 1823–1829. PMID: [16876928](#)

9. Torres-Escribano S, Leal M, Velez D, Montoro R. Total and inorganic arsenic concentrations in rice sold in Spain, effect of cooking, and risk assessments. *Environ Sci Technol*. 2008; 42: 3867–3872. PMID: [18546736](#)
10. Raab A, Baskaran C, Feldmann J, Meharg AA. Cooking rice in a high water to rice ratio reduces inorganic arsenic content. *J Environ Monit*. 2008; 11: 41–44. doi: [10.1039/b816906c](#) PMID: [19137137](#)
11. Bae M, Watanabe C, Inaoka T, Sekiyama M, Sudo N, Bokul MH, et al. Arsenic in cooked rice in Bangladesh. *Lancet*. 2002; 360: 1839–1840. PMID: [12480363](#)
12. Meharg AA, Sun G, Williams PN, Adomako E, Deacon C, Zhu YG, et al. Inorganic arsenic levels in baby rice are of concern. *Environ Pollut*. 2008; 152: 746–749. doi: [10.1016/j.envpol.2008.01.043](#) PMID: [18339463](#)
13. Signes-Pastor AJ, Carey M, Meharg AA. Inorganic arsenic in rice-based products for infants and young children. *Food Chem*. 2015. In press.
14. Meharg AA, Deacon C, Campbell RCJ, Carey AM, Williams PN, Feldmann J, et al. Inorganic arsenic levels in rice milk exceed EU and US drinking water standards. *J Environ Monit*. 2008; 10: 428–431. doi: [10.1039/b800981c](#) PMID: [18385862](#)
15. Sharma S, Sheehy T, Kolonel LN. Ethnic differences in grain consumption and their contribution to intake of B-vitamins: multiethnic cohort study. *Nutr J*. 2013; 12: UNSP 65.
16. Watanabe T, Hirose R, Yasui A. Changes of chemical components of wash-free milled rice during cooking, and palatability of cooked rice. *J Jap Soc Fd Sci Technol*. 1999; 46: 731–738.
17. Plant oils solvent extractor. Available: <http://edenlabs.com/equipment/coldfinger>.
18. Juhasz AL, Smith E, Weber J, Rees M, Rofe A, Kuchel T, et al. In vivo assessment of arsenic bioavailability in rice and its significance for human health risk assessment. *Environ Health Perspect*. 2006; 114: 1826–1831. PMID: [17185270](#)