



Inman, Martyn and Moody, Christopher J. (2013)  
Copper(II)-mediated synthesis of indolequinones from  
bromoquinones and enamines. *European Journal of  
Organic Chemistry*, 2013 (11). pp. 2179-2187. ISSN  
1434-193X

**Access from the University of Nottingham repository:**

[http://eprints.nottingham.ac.uk/3176/1/Inman\\_Copper%28II%29-Mediated\\_Synthesis\\_of\\_Indolequinones\\_from\\_Bromoquinones\\_and.pdf](http://eprints.nottingham.ac.uk/3176/1/Inman_Copper%28II%29-Mediated_Synthesis_of_Indolequinones_from_Bromoquinones_and.pdf)

**Copyright and reuse:**

The Nottingham ePrints service makes this work by researchers of the University of Nottingham available open access under the following conditions.

- Copyright and all moral rights to the version of the paper presented here belong to the individual author(s) and/or other copyright owners.
- To the extent reasonable and practicable the material made available in Nottingham ePrints has been checked for eligibility before being made available.
- Copies of full items can be used for personal research or study, educational, or not-for-profit purposes without prior permission or charge provided that the authors, title and full bibliographic details are credited, a hyperlink and/or URL is given for the original metadata page and the content is not changed in any way.
- Quotations or similar reproductions must be sufficiently acknowledged.

Please see our full end user licence at:

[http://eprints.nottingham.ac.uk/end\\_user\\_agreement.pdf](http://eprints.nottingham.ac.uk/end_user_agreement.pdf)

**A note on versions:**

The version presented here may differ from the published version or from the version of record. If you wish to cite this item you are advised to consult the publisher's version. Please see the repository url above for details on accessing the published version and note that access may require a subscription.

For more information, please contact [eprints@nottingham.ac.uk](mailto:eprints@nottingham.ac.uk)

# Copper(II)-Mediated Synthesis of Indolequinones from Bromoquinones and Enamines

Martyn Inman\*<sup>[a]</sup> and Christopher J. Moody<sup>[a]</sup>

**Keywords:** Synthetic methods / Cyclization / Nitrogen heterocycles / Quinones / Copper

The reaction of enamines and bromoquinones in the presence of copper(II) acetate and potassium carbonate results in a regiospecific synthesis of indolequinones. The reaction is

broad in scope and scalable and provides a route to the core structure that is present in several biologically interesting natural and synthetic compounds.

## Introduction

The indolequinone motif constitutes the core structure in a number of classes of natural products including the murrayaquinones, zyzyanones, and exiguamines as well as the natural products calothrixin B and terreusinone (see Figure 1).<sup>[1]</sup> Mitomycin C (**1**), the most important of the indolequinone natural products, is used clinically for the treatment of several solid tumors,<sup>[2]</sup> and its synthetic analogue EO9 (**2**) is currently in clinical trials for the treatment of bladder cancer.<sup>[3]</sup> The indolequinone structures ES936 (**3**)<sup>[4]</sup> and **5**<sup>[5]</sup> have found use as potent and selective inhibitors of the human quinone reductases NQO1 and NQO2, respectively. Related indolequinones such as **4**<sup>[6]</sup> show great promise for treatment against pancreatic cancer (see Figure 2). Furthermore, the indolequinone core has been used in the design of bioreductive prodrugs of various active agents such as 5-fluorodeoxyuridine, camptothecin, and naloxone.<sup>[7]</sup> Hence, there is significant interest in the development of improved methods for the synthesis of indolequinones.

Our continuing study of the chemistry and biology of indolequinones required a synthetic route that would provide rapid access to a range of structures with a sufficiently broad substrate scope, which would then allow us to study the effect of each substituent in turn. We now report in full detail our development of such a route through an oxidative copper(II)-mediated reaction of bromoquinones and enamines.

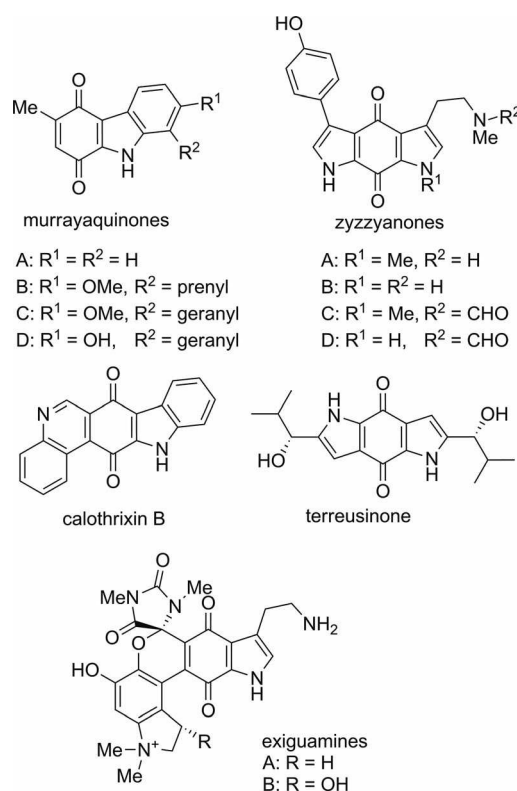


Figure 1. Naturally occurring indolequinones.

Traditionally, indolequinones have been synthesized by the oxidation of indole derivatives, which usually contain at least one hydroxy, methoxy, or amino group at the 4- and 7-positions.<sup>[8]</sup> Although such methods are usually effective, they require access to highly substituted indole precursors that typically require an overall laborious synthetic route.<sup>[9]</sup> The subsequent oxidation can also be problematic with regard to regiochemistry and functional group tolerance. Alternative approaches have been developed, which include intramolecular cycloadditions of alkynes with azomethine ylides (see Scheme 1, A),<sup>[10]</sup> the reaction of Fischer carbenes

[a] School of Chemistry, University of Nottingham, University Park, Nottingham NG7 2RD, UK  
Fax: +44-115-951-3564  
E-mail: martyn.inman@nottingham.ac.uk  
c.j.moody@nottingham.ac.uk  
Homepage: <http://www.nottingham.ac.uk/~pczcm3/>

Supporting information for this article is available on the WWW under <http://dx.doi.org/10.1002/ejoc.201201597>.

Re-use of this article is permitted in accordance with the Terms and Conditions set out at [http://onlinelibrary.wiley.com/journal/10.1002/\(ISSN\)1099-0690/homepage/2046\\_onlineopen.html](http://onlinelibrary.wiley.com/journal/10.1002/(ISSN)1099-0690/homepage/2046_onlineopen.html)

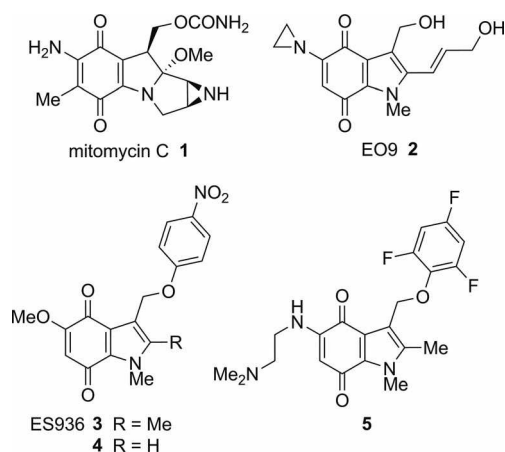
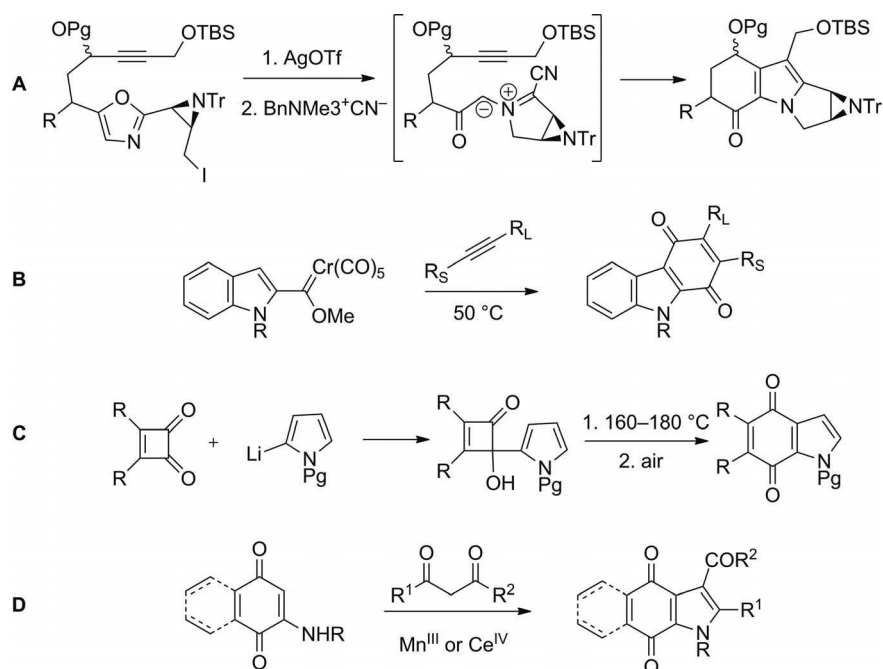
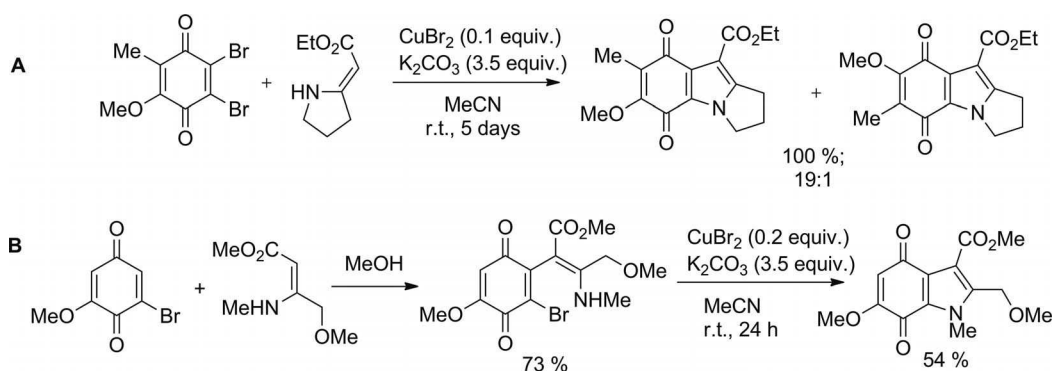


Figure 2. Bioactive indolequinones.

with alkynes (see Scheme 1, B),<sup>[11]</sup> the addition of lithiated pyrroles to cyclobutenediones (see Scheme 1, C),<sup>[12]</sup> and the cerium(IV)- or manganese(III)-mediated oxidative cyclizations of aminoquinones with 1,3-dicarbonyl compounds (Scheme 1, D).<sup>[13]</sup> Palladium-catalyzed Hegedus,<sup>[14]</sup> Castro,<sup>[15]</sup> and Mori-Ban<sup>[16]</sup> indole syntheses have also been performed with aminoquinone derivatives to give indolequinones in moderate yields.

## Results and Discussion

As part of their approach to the synthesis of mitosenes, Luly and Rapoport reported that the reaction of 2,3-dibromobenzoquinones with vinylogous carbamates in the presence of copper(II) bromide gave indolequinones that

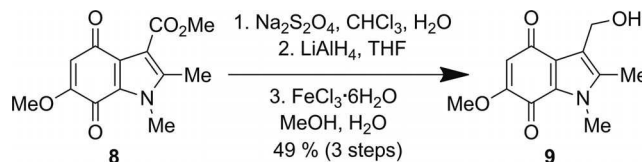
Scheme 1. Approaches to the synthesis of indolequinones (TBS = *tert*-butyldimethylsilyl, Tr = triphenylmethyl, Pg = protecting group).Scheme 2. Reactions of bromoquinones with enamines.<sup>[19]</sup>

contained esters at the 3-position (see Scheme 2, A).<sup>[17]</sup> Although it proceeded in excellent yield, the reaction took five days to reach completion and gave a mixture of regioisomers, which could only be separated by preparative MPLC. This issue of regioselectivity was resolved by Murphy's development of a similar reaction that used monobromoquinones as the starting materials and air as a terminal oxidant. The bromine substituent in the starting material indicated the position of attachment for the nitrogen atom (see Scheme 2, B).<sup>[18]</sup> This reaction was applied to the total syntheses of EO9 and murrayaquinone A,<sup>[19]</sup> but the improved regioselectivity came at the expense of generally low yields and a poor scope of substrates, as evidenced by the wide range of conditions that were employed. In our search for methods to synthesize indolequinones, we were attracted by the convergent nature of this reaction and the ready availability of the requisite starting materials. Hence, we sought to develop a set of reaction conditions that would give reliably good yields for a wide range of substrates.<sup>[20,21]</sup>

With this objective, a series of optimization experiments were performed, using the reaction of 2-bromo-6-methoxy-1,4-benzoquinone (**6a**) with methyl (methylamino)-crotonate (**7a**, see Table 1). A breakthrough came with the discovery that relatively forcing conditions – 3 equiv. of  $\text{Cu}(\text{OAc})_2 \cdot \text{H}_2\text{O}$  at 140 °C in *N,N*-dimethylformamide (DMF) – gave a satisfactory result (see Table 1, Entry 7). Further optimization of the reaction conditions revealed that 1.5 equiv. of  $\text{Cu}(\text{OAc})_2 \cdot \text{H}_2\text{O}$  and 3 equiv. of  $\text{K}_2\text{CO}_3$  in acetonitrile at reflux under air gave a yield of 89% (see Table 1, Entry 12). The reaction could be repeated on a large scale (25 mmol) without a significant reduction in the yield, but isolation of the product by recrystallization afforded a diminished yield of 65%.

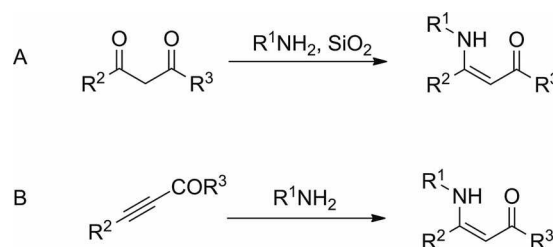
The regiochemistry of the reaction was confirmed through the reduction of the product with sodium dithio-

nite followed by lithium aluminium hydride and then reoxidation to the known quinone **9** by treatment with iron(III) chloride (see Scheme 3). Comparison of the  $^{13}\text{C}$  NMR spectrum of **9** to the known 5-methoxy- and 6-methoxy-indolequinones<sup>[22]</sup> provided clear evidence that the regioselectivity matched that reported by Murphy.



Scheme 3. Conversion of indolequinone **8** into known compound **9**.

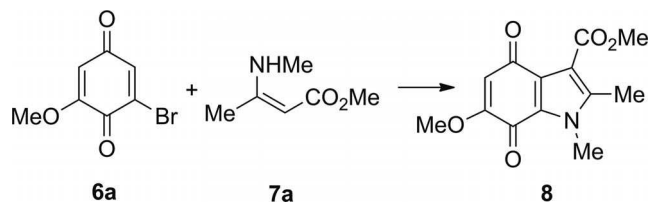
With an optimized set of conditions in hand, a variety of bromoquinones and enamines were synthesized to examine the substrate scope. Enamines **7a–7w** were readily available in excellent yield either by the condensation of primary amines with  $\beta$ -keto esters or symmetrical 1,3-diketones, or by the 1,4-addition of primary amines to electron-deficient alkynes (see Scheme 4 and Table 2).



Scheme 4. Synthesis of enamines.

Although commercially unavailable, the bromoquinone substrates **6b–6h** were typically synthesized in good yield

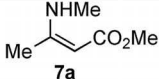
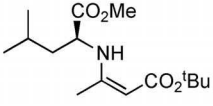
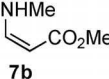
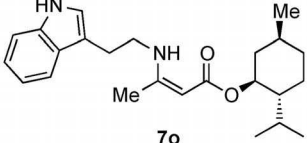
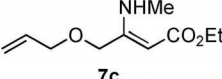
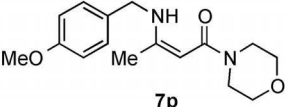
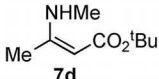
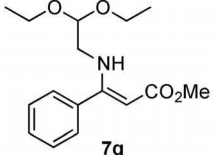
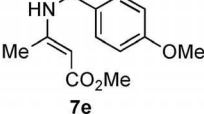
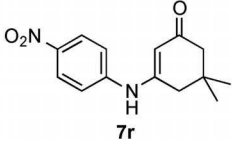
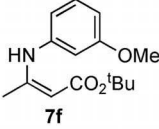
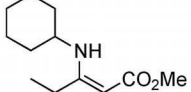
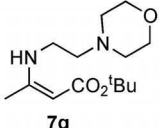
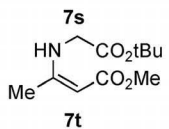
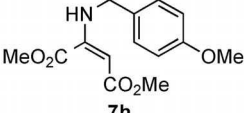
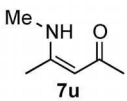
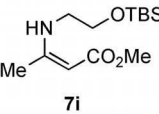
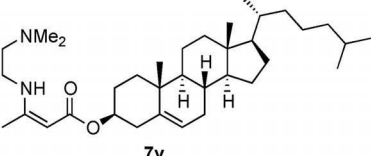
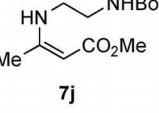
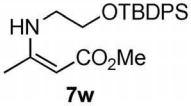
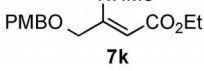
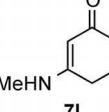
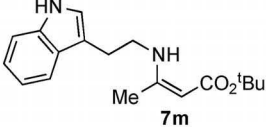
Table 1. Optimization of the synthesis of indolequinone **8**.



Entry	Oxidant [equiv.]	Solvent	Base [equiv.]	<i>t</i> [h]	<i>T</i> [°C]	Yield [%]
1	$\text{CuBr}_2$ (0.2)	MeOH	$\text{K}_2\text{CO}_3$ (3.5)	2	r.t.	39
2	$\text{CuBr}_2$ (1)	MeOH	$\text{K}_2\text{CO}_3$ (3.5)	2	r.t.	22
3	$\text{CuBr}_2$ (0.2)	MeOH	$\text{NEt}_3$ (3.5)	2	r.t.	0
4	–	MeCN	–	20	r.t.	32
5	$\text{CuBr}_2$ (0.2)	MeCN	$\text{K}_2\text{CO}_3$ (3.5)	24	r.t.	41
6	$\text{CuBr}_2$ (1.5)	MeCN	$\text{K}_2\text{CO}_3$ (3.5)	2.5	80	46
7	$\text{Cu}(\text{OAc})_2 \cdot \text{H}_2\text{O}$ (3)	DMF	$\text{K}_2\text{CO}_3$ (3)	0.17	140	62
8	$\text{Cu}(\text{OAc})_2 \cdot \text{H}_2\text{O}$ (3)	DMF	$\text{K}_2\text{CO}_3$ (3)	0.25	100	63
9	$\text{Cu}(\text{OAc})_2 \cdot \text{H}_2\text{O}$ (3)	MeCN	$\text{K}_2\text{CO}_3$ (3)	2.5	80	78
10	$\text{Cu}(\text{OAc})_2 \cdot \text{H}_2\text{O}$ (0.2)	MeCN	$\text{K}_2\text{CO}_3$ (3)	3.5	80	60
11	$\text{Cu}(\text{OAc})_2 \cdot \text{H}_2\text{O}$ (1.5)	MeCN	$\text{K}_2\text{CO}_3$ (3)	3.5	80	62 <sup>[a]</sup>
12	$\text{Cu}(\text{OAc})_2 \cdot \text{H}_2\text{O}$ (1.5)	MeCN	$\text{K}_2\text{CO}_3$ (3)	3.5	80	89
13	–	MeCN	$\text{K}_2\text{CO}_3$ (3)	4.5	80	46

[a] Reaction was carried out under argon.

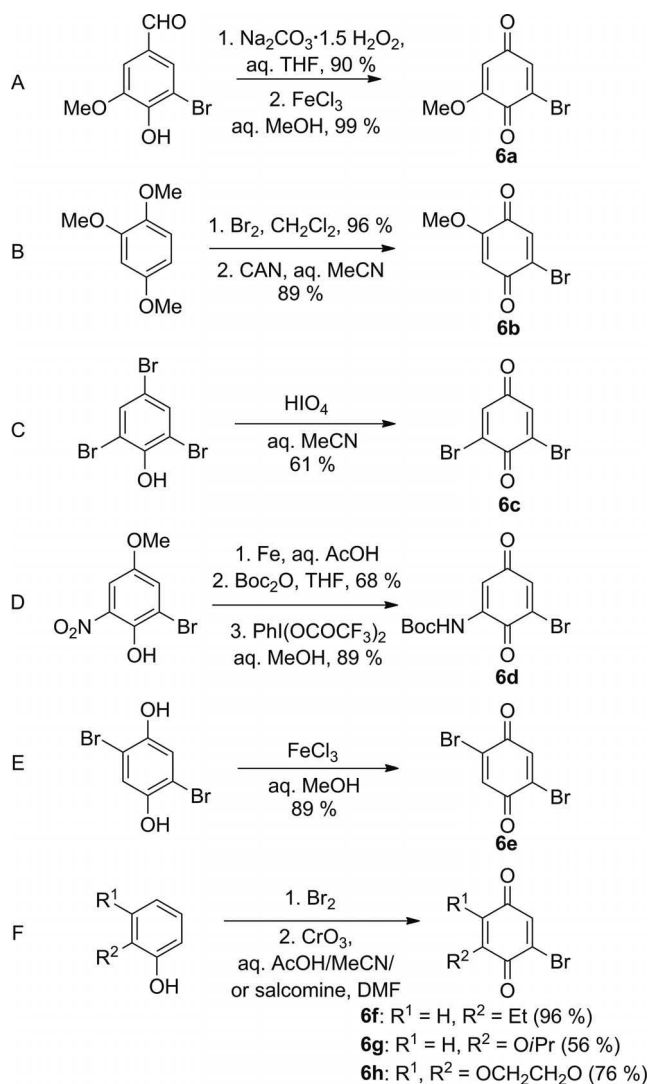
Table 2. Synthesis of enamines (Boc = *tert*-butoxycarbonyl, PMB = *para*-methoxybenzyl, TBDPS = *tert*-butyldiphenylsilyl).

Entry	Enamine	% Yield (Method)	Entry	Enamine	% Yield (Method)
1	 <b>7a</b>	94 (A)	14	 <b>7n</b>	93 (A)
2	 <b>7b</b>	25 (B)	15	 <b>7o</b>	98 (A)
3	 <b>7c</b>	96 (A)	16	 <b>7p</b>	100 (A)
4	 <b>7d</b>	97 (A)	17	 <b>7q</b>	93 (A)
5	 <b>7e</b>	100 (A)	18	 <b>7r</b>	70 (A) <sup>[a]</sup>
6	 <b>7f</b>	58 (A)	19	 <b>7s</b>	97 (A)
7	 <b>7g</b>	99 (A)	20	 <b>7t</b>	95 (A)
8	 <b>7h</b>	66 (B)	21	 <b>7u</b>	94 (A)
9	 <b>7i</b>	92 (A)	22	 <b>7v</b>	84 (A)
10	 <b>7j</b>	100 (A)	23	 <b>7w</b>	94 (A)
11	 <b>7k</b>	95 (A)			
12	 <b>7l</b>	100 (A) <sup>[a]</sup>			
13	 <b>7m</b>	97 (A)			

[a] Condensation was carried out under Dean–Stark conditions.

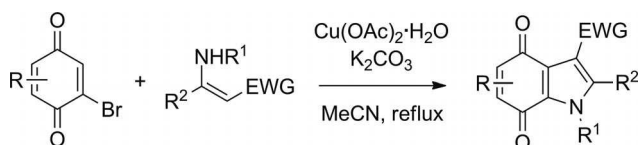
from the phenolic precursors through bromination and oxidation reactions (see Scheme 5, B–F). However, 2-methoxy-6-bromobenzoquinone (**6a**) was prepared through a Dakin

oxidation of 5-bromovanillin with sodium percarbonate, which was followed by an oxidation with iron(III) chloride (see Scheme 5, A).



Scheme 5. Syntheses of bromoquinones (THF = tetrahydrofuran, CAN = cerium(IV) ammonium nitrate).

A wide variety of functional and protecting groups were tolerated in the annulation reaction (see Scheme 6). These include methyl, ethyl, *tert*-butyl, menthyl, and cholesteryl esters, cyclic and acyclic ketones, amides, TBS, TBDPS, allyl, and PMB ethers, basic tertiary amines, Boc- and PMB-protected amines, nitro groups, and acetals (see Table 3). The N-substituent could be an alkyl or aryl group, but all attempts to synthesize *N*-unsubstituted indolequinones by using methyl aminocrotonate were unsuccessful, as were attempts to deprotect the corresponding PMB-



Scheme 6. Synthesis of indolequinones (EWG = electron-withdrawing group).

protected indolequinones. Attempts to synthesize *N*-acyl indolequinones from enamides were also unsuccessful.

The scope for substrates with substituents at the 5- and 6-positions of the quinone was slightly more limited. 2-Bromo-1,4-benzoquinone (**6j**) failed to give the expected 5,6-unsubstituted product, but instead the reaction resulted in decomposition (see Table 3, Entry 34). Strong electron-donating substituents such as alkoxy groups at either the 5- or 6-position gave the best results, but alkyl and carbamate substituents did not perform as well. Presumably, an electron-donating group is required to suppress an undesired nucleophilic attack at these positions. Optimum results were obtained with an electron-donating substituent at the 6-position rather than the 5-position, and this is consistent with the proposed mechanism (see Scheme 8).

Employing 2,6-dibromobenzoquinone (**6c**) as a substrate afforded symmetrical (see Table 3, Entry 29) and unsymmetrical (see Table 3, Entry 31) pyrroloindolequinones in moderate yields and in one and two steps, respectively. The corresponding reactions of 2,5-dibromobenzoquinone (**6e**) proved much less satisfactory, presumably for reasons to the poor performance of 2-bromo-5-methoxybenzoquinone (**6b**). Unsymmetrical pyrroloindolequinones could not be synthesized from 2,5-dibromo-1,4-benzoquinone in detectable quantities, and the symmetrical dimethyl ester **40** was obtained in only 20% yield in comparison to 51% yield for the corresponding compound **37** derived from the 2,6-dibromoquinone.

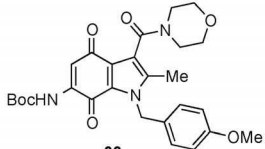
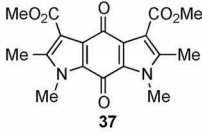
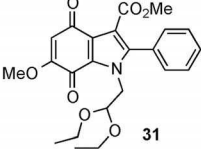
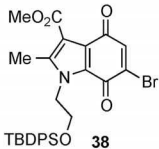
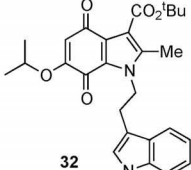
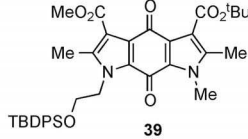
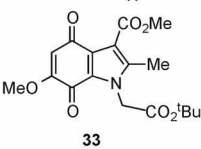
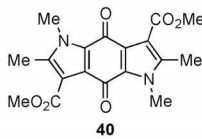
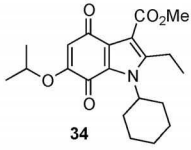
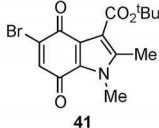
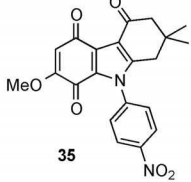
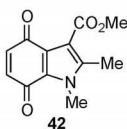
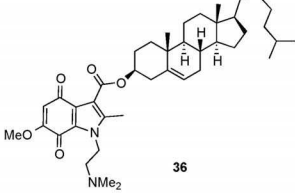
Next, the scope of the reaction was extended to include the synthesis of indolequinones that contain heteroatom substituents at the 1-position. The reaction of  $\beta$ -keto esters with 1,1-dialkylhydrazines gave inseparable mixtures of *E* and *Z* hydrazones with *E* and *Z* enehydrazines **43a–43b**. The reaction of these mixtures with bromoquinones under the optimized conditions gave the corresponding 1-aminoindolequinones **44a–44b** in moderate yields (see Scheme 7 and Table 4). Similarly, oxime ether **43c**, which was derived from the reaction of methoxylamine hydrochloride with methyl acetoacetate, gave the corresponding 1-methoxyindolequinone **44c** in only 16% yield when sodium *tert*-butoxide was used instead of potassium carbonate. Varying the copper salt, base, and solvent failed to improve this yield.

The relatively low cost of Cu(OAc)<sub>2</sub>·H<sub>2</sub>O compensates for the need to use stoichiometric quantities – indeed, the HPLC-grade acetonitrile used as a solvent represents the most expensive reagent. The reaction did proceed with catalytic amounts of Cu(OAc)<sub>2</sub> under air or with 1.5 equiv. of Cu(OAc)<sub>2</sub> under argon, albeit in lower yields in both cases. This indicates that either air or Cu<sup>II</sup> could act as the terminal oxidant, but the optimum conditions utilized both. Surprisingly, the reaction also proceeds under air in the absence of added copper salts, although with a diminished yield. The termination of the reaction prior to completion allowed the isolation of intermediate enamine **7**, which is indicative of a reaction mechanism that begins with a nucleophilic attack by the enamine on the more electrophilic C-3 of the quinone, which has no bromine atom.<sup>[23]</sup> Oxi-

Table 3. Synthesis of indolequinones.

Entry	Starting material <sup>[a]</sup>	Indolequinone	Time (h)	% Yield	Entry	Starting material <sup>[a]</sup>	Indolequinone	Time (h)	% Yield
1	6a 7a		3.5	89	12	6a 7i		2.5	78
2	6b 7a		7	49	13	6a 7j		4	90
3	6a 7b		20	64	14	6a 7k		14	75
4	6a 7c		16	64	15	6f 7a		3.5	32
5	6a 7d		6	72	16	6g 7a		4	79
6	6i 7a		4.5	71 (55) <sup>[b]</sup>	17	6h 7a		4	26
7	6a 7u		3	91	18	6a 7l		5	59
8	6a 7e		4.5	89	19	6a 7n		6	63
9	6a 7f		4	73	20	6a 7o		14	53
10	6i 7g		4	71	21	6a 7p		6	63
11	6a 7h		4	52					

Table 3. (Continued).

Entry	Starting material <sup>[a]</sup>	Indolequinone	Time (h)	% Yield	Entry	Starting material <sup>[a]</sup>	Indolequinone	Time (h)	% Yield
22	6d	7p	5	41	29	6c	7a	14	51
									
23	6a	7q	16	93	30	6c	7w	3.5	45
									
24	6g	7m	17	47	31	38	7d	14	89
									
25	6a	7t	16	78	32	6e	7a	15	20
									
26	6g	7s	16	79	33	6e	7d	3.5	31
									
27	6a	7r	5	74	34	6j	7a	5	0
									
28	6a	7v	5	56					
									

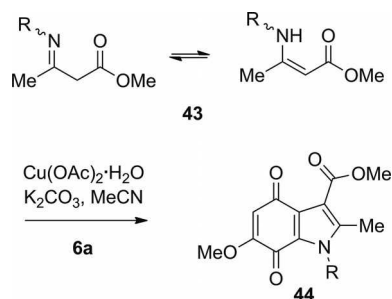
[a] Enamine (1 equiv.) was used with the exceptions of Entry 2 (4 equiv.), Entries 29, 31, and 32 (2 equiv.), and Entry 30 (0.5 equiv.). [b] Chloroquinone was used instead of bromoquinone. Compound **6i** is 2-bromo-1,4-naphthoquinone.

dition of the resulting hydroquinone to **45** is followed by a C–N bond formation with the loss of HBr to deliver the product. The precise mechanism by which this occurs is unclear, although it has been attributed to the activation of the C–Br bond through the Lewis acidity of the copper salt.<sup>[19]</sup> Although an Ullmann–Goldberg-type reaction cannot be entirely discounted, it seems unlikely given the success of the reaction without the addition of Cu(OAc)<sub>2</sub>. Using a chloroquinone in place of a bromoquinone gives the same

reaction, but with a significant decrease in the rate of the C–N bond formation and, consequently, a lower yield. This finding could be consistent with either the Lewis acid activation hypothesis or an Ullmann–Goldberg reaction.

5-Alkoxy substituents on the quinone generally resulted in lower yields, which was most likely the result of their deactivating influence on the 3-position. In these cases, the formation of side product **46** indicates competitive nucleophilic addition at the 2-position followed by loss of bromide





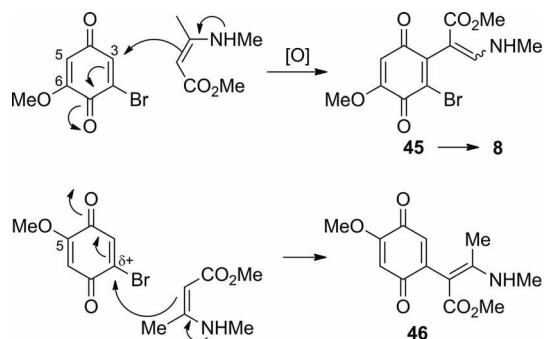
Scheme 7. Synthesis of 1-amino- and 1-alkoxyindolequinones.

Table 4. Synthesis of 1-amino- and 1-alkoxyindolequinones.

Entry	Starting material	Product	Time (h)	% Yield
1			6	59
2			7	59
3			6.5	16 <sup>[a]</sup>

[a] Sodium *tert*-butoxide was used in place of potassium carbonate.

to give the 2-aminovinyl quinone, which is unable to cyclize to the indolequinone under the reaction conditions (see Scheme 8).



Scheme 8. Mechanistic considerations.

## Conclusions

In summary, we report a versatile and practical synthesis of indolequinones by using the reaction of bromoquinones

with enamines in the presence of copper(II) acetate and potassium carbonate. This method, which tolerates a wide range of functional groups, is effective on a gram scale and can be extended to the syntheses of pyrroloindolequinones, *N*-aminoquinones, and *N*-alkoxyquinones.

## Experimental Section

**General Methods:** Commercially available reagents were used throughout without purification, with the exception of tetrahydrofuran and dichloromethane, which were freshly distilled from sodium/benzophenone and calcium hydride, respectively. Light petroleum refers to the fraction with a boiling range of 40–60 °C, and “ether” refers to diethyl ether. Thin-layer chromatography was carried out with aluminum foil backed plates and visualized under UV light (at 254 and 360 nm) or by using vanillin or permanganate stains. Chromatography was carried out with silica gel, and the eluent is specified. Fully characterized compounds are chromatographically homogeneous. Infrared spectra were recorded with a FTIR spectrometer in the range 4000–600 cm<sup>-1</sup> and chloroform as the solvent or as solids in attenuated total reflectance (ATR) mode. The NMR spectroscopic data were recorded at 300, 400, and 500 MHz for <sup>1</sup>H NMR and at 75, 100, and 125 MHz for <sup>13</sup>C NMR. The chemical shifts are reported in ppm and are referenced to the residual proton in the deuterated solvent as the internal standard. The coupling constants (*J*) are reported in hertz (Hz). In the <sup>13</sup>C NMR spectra, the signals corresponding to the CH, CH<sub>2</sub>, or Me groups, as assigned from the DEPT spectra, are noted. All other signals correspond to quaternary carbons. High and low resolution mass spectra were recorded with a time-of-flight mass spectrometer.

**General Procedure for the Synthesis of Enamines 7:** A mixture of the primary amine (1.0 equiv.), the β-keto ester (1.0 equiv.), and silica gel (0.01–0.1 g/mmol) was stirred at room temperature overnight and then diluted with dichloromethane. The resulting solution was filtered, and the filtrate was concentrated to give the enamine, which was used without further purification.

**General Procedure for the Synthesis of Indolequinones:** A solution of enamine 7 (1.0–4.0 equiv.) in acetonitrile (5–10 mL/mmol) was added to a mixture of bromoquinone 6 (1.0 equiv.), copper(II) acetate monohydrate (1.5–2.0 equiv.), and potassium carbonate (3.0 equiv.). The resulting mixture was stirred, heated at reflux for the indicated time, cooled to room temperature, and then diluted with dichloromethane (20 mL/mmol). The resulting mixture was filtered through Celite, and the filtrate was concentrated in vacuo. Column chromatography of the residue gave the indolequinone.

**Methyl 6-Methoxy-1,2-dimethyl-4,7-dioxo-4,7-dihydro-1H-indole-3-carboxylate (8):** Prepared by following the general procedure, 2-bromo-6-methoxy-1,4-benzoquinone (6a, 0.109 g, 0.5 mmol), methyl 3-(methylamino)but-2-enoate (7a, 0.065 g, 0.5 mmol), copper(II) acetate monohydrate (0.150 g, 0.75 mmol), and potassium carbonate (0.207 g, 1.5 mmol) were stirred and heated at reflux in acetonitrile (5 mL) for 3.5 h. Column chromatography (ethyl acetate/light petroleum, 1:1) gave 8 (0.117 g, 89%) as a yellow solid; m.p. 209–211 °C. IR (CHCl<sub>3</sub>):  $\tilde{\nu}_{\text{max}}$  = 3620, 3007, 2976, 1447, 1248, 1046 cm<sup>-1</sup>. <sup>1</sup>H NMR (400 MHz, CDCl<sub>3</sub>):  $\delta$  = 5.71 (s, 1 H), 3.93 (s, 3 H), 3.91 (s, 3 H), 3.82 (s, 3 H), 2.45 (s, 3 H) ppm. <sup>13</sup>C NMR (75 MHz, CDCl<sub>3</sub>):  $\delta$  = 181.3, 172.3, 164.7, 158.7, 142.6, 127.8, 124.5, 112.9, 107.5 (CH), 56.6 (Me), 52.0 (Me), 32.8 (Me), 10.9 (Me) ppm. HRMS (ESI): calcd. for C<sub>13</sub>H<sub>13</sub>NO<sub>5</sub>Na [M + Na]<sup>+</sup> 286.0686; found 286.0676.

**Supporting Information** (see footnote on the first page of this article): Full experimental details and copies of the  $^1\text{H}$  and  $^{13}\text{C}$  NMR spectra.

## Acknowledgments

The authors thank the University of Nottingham and QGenta Inc. for financial support. C. J. M. is a scientific cofounder of, and stockholder in, QGenta Inc.

- [1] a) For murrayaquinones, see: T. S. Wu, T. Ohta, H. Furukawa, *Heterocycles* **1983**, *20*, 1267–1269; b) for calothrixins, see: R. W. Rickards, J. M. Rothschild, A. C. Willis, N. M. de Chazal, J. Kirk, K. Kirk, K. J. Saliba, G. D. Smith, *Tetrahedron* **1999**, *55*, 13513–13520; c) for exiguamines, see: H. C. Brastianos, E. Vottero, B. O. Patrick, R. Van Soest, T. Matainaho, A. G. Mauk, R. J. Andersen, *J. Am. Chem. Soc.* **2006**, *128*, 16046–16047; d) for terreusinone, see: S. M. Lee, X. F. Li, H. Jiang, J. G. Cheng, S. Seong, H. D. Choi, B. W. Son, *Tetrahedron Lett.* **2003**, *44*, 7707–7710; e) for zyzzyanones, see: N. K. Utkina, A. E. Makarchenko, V. A. Denisenko, P. S. Dmitrenok, *Tetrahedron Lett.* **2004**, *45*, 7491–7494.
- [2] S. K. Carter, S. T. Crooke, *Mitomycin C: Current Status and New Developments*, Academic Press, New York, **1979**.
- [3] A. Jain, R. M. Phillips, A. J. Scally, G. Lenaz, M. Beer, R. Puri, *Urology* **2009**, *73*, 1083–1086.
- [4] a) M. A. Colucci, G. D. Couch, C. J. Moody, *Org. Biomol. Chem.* **2008**, *6*, 637–656; b) S. L. Winski, M. Faig, M. A. Bianchet, D. Siegel, E. Swann, K. Fung, M. W. Duncan, C. J. Moody, M. Amzel, D. Ross, *Biochemistry* **2001**, *40*, 15135–15142.
- [5] a) C. Yan, M. Dufour, D. Siegel, P. Reigan, J. Gomez, B. Shieh, C. J. Moody, D. Ross, *Biochemistry* **2011**, *50*, 6678–6688; b) M. Dufour, C. Yan, D. Siegel, M. A. Colucci, M. Jenner, N. J. Oldham, J. Gomez, P. Reigan, Y. Li, C. I. De Matteis, D. Ross, C. J. Moody, *ChemBioChem* **2011**, *12*, 1203–1208.
- [6] C. Yan, D. Siegel, J. Newsome, A. Chilloux, C. J. Moody, D. Ross, *Mol. Pharmacol.* **2012**, *81*, 401–410.
- [7] a) K. Tanabe, Y. Makimura, Y. Tachi, A. Imagawa-Sato, S. Nishimoto, *Bioorg. Med. Chem. Lett.* **2005**, *15*, 2321–2324; b) Z. Zhang, K. Tanabe, H. Hatta, S. Nishimoto, *Org. Biomol. Chem.* **2005**, *3*, 1905–1910; c) B. Huang, A. Desai, S. Tang, T. P. Thomas, J. R. Baker, *Org. Lett.* **2010**, *12*, 1384–1387; d) B. Huang, S. Tang, A. Desai, X. Cheng, A. Kotlyar, A. Van Der Spek, T. P. Thomas, J. R. Baker, *Bioorg. Med. Chem. Lett.* **2009**, *19*, 5016–5020.
- [8] For the direct oxidation of 4,7-unsubstituted indoles to indolequinones, see: K. C. Nicolaou, K. Sugita, P. S. Baran, Y.-L. Zhong, *J. Am. Chem. Soc.* **2002**, *124*, 2221–2232.
- [9] M. Inman, C. J. Moody, *Chem. Sci.* **2013**, *4*, 29–41.
- [10] a) E. Vedejs, B. N. Naidu, A. Klapars, D. L. Warner, V.-S. Li, Y. Na, H. Kohn, *J. Am. Chem. Soc.* **2003**, *125*, 15796–15806; D. R. Bobeck, D. L. Warner, E. Vedejs, *J. Org. Chem.* **2007**, *72*, 8506–8518.
- [11] W. E. Bauta, W. D. Wulff, S. F. Pavkovic, E. J. Zuluzec, *J. Org. Chem.* **1989**, *54*, 3249–3252.
- [12] a) L. S. Liebeskind, S. Iyer, C. F. Newell, *J. Org. Chem.* **1986**, *51*, 3065–3067; b) H. W. Moore, S. T. Perri, *J. Org. Chem.* **1988**, *53*, 996–1003.
- [13] a) Y.-L. Wu, C.-P. Chuang, P.-Y. Lin, *Tetrahedron* **2001**, *57*, 5543–5549; b) C.-P. Chuang, A.-I. Tsai, *Tetrahedron* **2007**, *63*, 11911–11919.
- [14] P. R. Weider, L. S. Hegedus, H. Asada, V. D'Andreq, *J. Org. Chem.* **1985**, *50*, 4276–4281.
- [15] M. S. Shvartsberg, E. A. Kolodina, N. I. Lebedeva, L. G. Fedenok, *Tetrahedron Lett.* **2009**, *50*, 6769–6771.
- [16] a) M. Yamashita, K. Ueda, K. Sakaguchi, A. Iida, *Tetrahedron Lett.* **2011**, *52*, 4665–4670; b) L. S. Hegedus, T. A. Mulhern, A. Mori, *J. Org. Chem.* **1985**, *50*, 4282–4288.
- [17] J. R. Luly, H. Rapoport, *J. Am. Chem. Soc.* **1983**, *105*, 2859–2866.
- [18] W. S. Murphy, P. J. O'Sullivan, *Tetrahedron Lett.* **1992**, *33*, 531–534.
- [19] a) E. Comer, W. S. Murphy, *ARKIVOC (Gainesville, FL, U.S.)* **2003**, 286–296; b) W. S. Murphy, M. Bertrand, *J. Chem. Soc. Perkin Trans. 1* **1998**, 4115–4119.
- [20] For reviews of related copper-catalyzed processes, see: a) T. Liu, H. Fu, *Synthesis* **2012**, *44*, 2805–2824; b) F. Monnier, M. Taillefer, *Angew. Chem.* **2009**, *121*, 7088; *Angew. Chem. Int. Ed.* **2009**, *48*, 6954–6971; c) C. Zhang, C. Tang, N. Jiao, *Chem. Soc. Rev.* **2012**, *41*, 3464–3484; d) A. E. Wendlandt, A. M. Suess, S. S. Stahl, *Angew. Chem.* **2011**, *123*, 11256; *Angew. Chem. Int. Ed.* **2011**, *50*, 11062–11087; e) K. Hirano, M. Miura, *Chem. Commun.* **2012**, *48*, 10704–10714; f) S. V. Ley, A. W. Thomas, *Angew. Chem.* **2003**, *115*, 5558; *Angew. Chem. Int. Ed.* **2003**, *42*, 5400–5449; g) G. Evano, N. Blanchard, M. Toumi, *Chem. Rev.* **2008**, *108*, 3054–3131.
- [21] For a preliminary communication, see: M. Inman, C. J. Moody, *J. Org. Chem.* **2010**, *75*, 6023–6026.
- [22] M. A. Colucci, P. Reigan, D. Siegel, A. Chilloux, D. Ross, C. J. Moody, *J. Med. Chem.* **2007**, *50*, 5780–5789.
- [23] L. Boisvert, P. Brassard, *J. Org. Chem.* **1988**, *53*, 4052–4059.

Received: January 27, 2013

Published Online: February 20, 2013