



The Great Aurora of January 1770 observed in Spain

Víctor M. S. Carrasco¹, Enric Aragonès², Jorge Ordaz³, and José M. Vaquero^{4,5}

¹Departamento de Física, Universidad de Extremadura, Badajoz 06071, Spain

²Societat Catalana d'Història de la Ciència i de la Tècnica, Barcelona 08011, Spain

³Instituto Feijoo del Siglo XVIII, Universidad de Oviedo, Oviedo 33005, Spain

⁴Departamento de Física, Universidad de Extremadura, Mérida 06800, Spain

⁵Instituto Universitario de Investigación del Agua, Cambio Climático y Sostenibilidad (IACYS), Universidad de Extremadura, 06006 Badajoz, Spain

Correspondence: Víctor M. S. Carrasco (vmscarrasco@unex.es)

Received: 16 April 2018 – Revised: 29 August 2018 – Accepted: 21 September 2018 – Published: 12 October 2018

Abstract. An analysis is made of the records made by Spanish observers of a notable aurora on 18 January 1770 in order to study the characteristics of this event. The records indicate that the phenomenon was observed in both continental and insular territories of Spain, in particular at San Cristóbal de la Laguna, Cádiz, Córdoba, Badajoz, Valencia, Castellón, Madrid, Barcelona, and Gerri de la Sal. The most equatorward observational site was San Cristóbal de la Laguna (28.48° N, 16.32° W) in the Canary Islands. In general, the descriptions put its duration from sunset to midnight, but the observers from Córdoba and Madrid report the aurora as being visible during the last hours of the night, and it was even observed the following day at Castellón. All the observers described the aurora as red in colour, while white and ash colours were also reported at Córdoba and Gerri de la Sal. The brightness and shape of auroral display changed over time. Calculations of the geomagnetic latitudes of the observation locations gave San Cristóbal de la Laguna as the southernmost (26° N) and Gerri de la Sal the northernmost (35° N) and indicate this aurora was observed over a wide range of abnormally low latitudes for such a phenomenon. Solar activity around the event was high, with the astronomer Horrebow registering 10 sunspot groups on that date (18 January 1770).

1 Introduction

An aurora borealis is a natural phenomenon that has impressed different civilizations since ancient times, generating both admiration and fear (Eather, 1980). It originates when the solar wind interacts with the Earth's magnetosphere. This interaction causes the release of particles already trapped near Earth, which then collide with oxygen and nitrogen in the upper atmosphere, producing striking lights in the sky. Thus, aurorae represent one of the several manifestations of solar activity, and records of them are of great interest since they can be taken as a proxy with which to study the behaviour of past solar activity (Siscoe, 1980; Silverman, 1992; Willis et al., 2009; Vázquez et al., 2016).

The appearance of an aurora borealis at low magnetic latitudes is infrequent. It is generally associated with intense geomagnetic storms, but an aurora has sometimes been ob-

served at low latitudes when geomagnetic activity was weak or moderate (Silverman, 2003; Willis et al., 2007). The magnetic latitude in Spain is relatively low, especially in the Canary Islands. For this reason, Spanish auroral reports can be a good detector of large geomagnetic storms. For example, during the great Carrington storm, auroral displays were also seen in Spain (Vaquero et al., 2008). In today's world, geomagnetic storms can cause major problems due to our dependence on technology that is vulnerable to electromagnetic perturbations. Some potential consequences of these events are disturbances in communication systems, power blackouts, and permanent damage to transformers (Pulkkinen, 2007). It is therefore essential to understand and predict the behaviour of these phenomena.

In the past, several aurorae borealis have been observed in Spain and Portugal. The first Spanish catalogue was made in the 19th century (Rico Sinobas, 1855; Vaquero et al., 2003).

Vaquero and Trigo (2005) and Vaquero et al. (2010) report systematic aurora observations in Lisbon compiled by Jacob Prætorius and Henricque Schulze during the 18th century and in Barcelona by Francisco Salvá during the period 1780–1825. Other nonsystematic auroral observations from Spain and Portugal have been published by Vaquero et al. (2003) and Carrasco et al. (2017). Aragonès and Ordaz (2010) compiled 80 auroral displays observed in Spain and Portugal during the 18th century. This catalogue includes original descriptions of the great aurora that occurred in January 1770. Schröder (2010) discussed the development of this aurora, showing that it was observed at middle and low latitudes based on Fritz (1873) and Angot (1896). It was also used in Vázquez et al. (2006) to show that the open magnetic field better describes middle- and low-latitude auroral occurrences.

The objective of the present work is to analyse several records made by Spanish observers concerning an aurora that occurred on 18 January 1770, records contained in the catalogue published by Aragonès and Ordaz (2010). In Sect. 2, we provide the locations where this auroral display was observed. Section 3 summarizes the original aurora records given in Aragonès and Ordaz (2010). Section 4 analyses and discusses the results, and Sect. 5 presents the main conclusions.

2 Geographic distribution of the observations

Aragonès and Ordaz (2010) compiled a catalogue with 80 auroral displays observed in the Iberian Peninsula and the Balearic and Canary Islands during the 18th century. In particular, this catalogue contains information about a notable aurora that occurred on 18 January 1770, including descriptions and the observational sites. This aurora was also sighted at other, more northern, European locations such as London ($51^{\circ} 30' \text{ N}$, $0^{\circ} 7' \text{ W}$) and Berlin ($52^{\circ} 31' \text{ N}$, $13^{\circ} 23' \text{ E}$), and at others of similar latitude to those in Spain such as Rome ($41^{\circ} 53' \text{ N}$, $12^{\circ} 30' \text{ E}$) and Naples ($40^{\circ} 50' \text{ N}$, $14^{\circ} 15' \text{ E}$) (Fritz, 1873; Angot, 1896; Schröder, 2010).

Several observers located at different places in Spain registered this exceptional aurora (Fig. 1). The northernmost site was Gerri de la Sal (42.32° N , 1.07° E), and the southernmost San Cristóbal de la Laguna (28.48° N , 16.32° W). The other sites were Cádiz (36.52° N , 6.28° W), Córdoba (37.88° N , 4.77° W), Badajoz (38.88° N , 6.97° W), Valencia (39.47° N , 0.38° W), Castellón (39.97° N , 0.05° W), Madrid (40.42° N , 3.69° W), and Barcelona (41.38° N , 2.18° E).

3 Descriptions of the aurora records

Aragonès and Ordaz (2010) transcribe the original descriptions made by several Spanish observers about the aurora observed on 18 January 1770. Here, we shall present a summary of those records taken from Aragonès and Ordaz (2010),

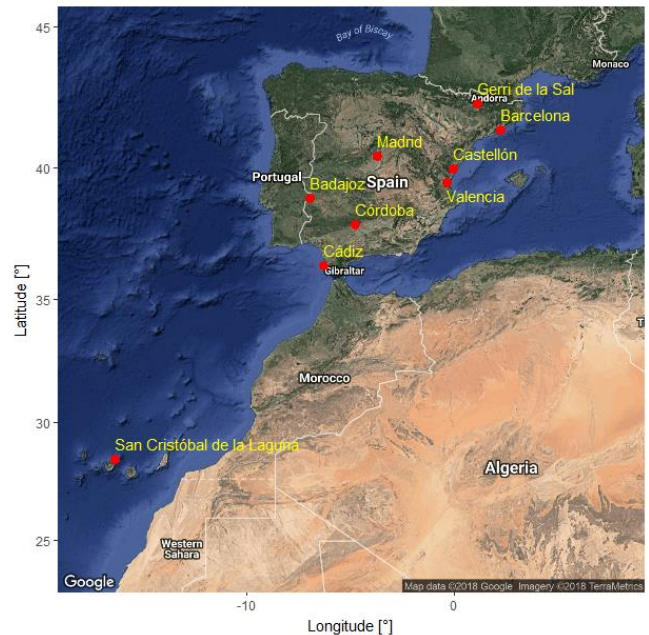


Figure 1. Locations (red dots with yellow letters) in a modern map where a noticeable aurora was registered in Spain on 18 January 1770.

highlighting the most notable characteristics registered at each observation site.

The aurora observed in Córdoba was sighted on 18 January 1770 from 17:30 LT (local time) to midnight, but some of the countryfolk (“hombres de campo”, i.e. men living and working outside the city itself) affirmed that the aurora remained until sunrise on the following day. According to the Professor of Arts of the Colegio de la Asunción, the aurora developed in the northern sky, and was changing in shape, brightness, and colour (Nipho, 1770). Figure 2 is the header of the article in which the description of the observation of the aurora in Córdoba on 18 January 1770 was published.

Original text:

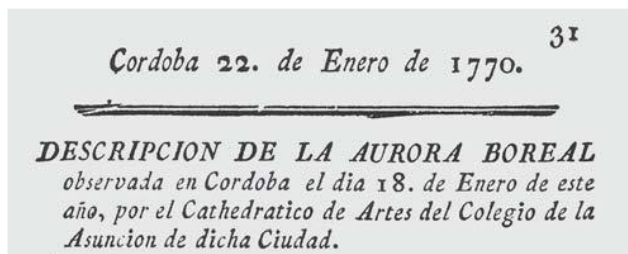
[...] día 18. de enero, como a las cinco y media de la tarde [...] Comenzose á dexar ver por el Nordeste, y poco despues se fue manifestando por el Norte haciendo columnas, ó rafagas de bastante diametro, y que se dividian unas de otras [...] Es cosa digna de notar que esta Aurora era en su mayor parte materia inflamada, y que solo por abaxo blanqueaba un poco [...] á las once y media yá nada se descubria quedó la noche tan obscura, como qualesquiera otra sin Luna [...] aseguran algunos hombres del campo haberse conservado esta aurora yá mas, yá menos viva hasta el amanecer.

Translation:

On 18 January 1770 around 17:30 [...] It started to be seen in the northeast, and after it manifested

Table 1. Summary of the descriptions made by the Spanish observers for the auroral display on 18 January 1770.

Place	Geographical latitude	Geomagnetic latitude	Duration	Direction	Colour
La Laguna	28.48° N	26.4° N	From sunset	From east to west (northern side)	Red
Cádiz	36.52° N	31.4° N	From afternoon to midnight	From northeast to west	Red and white
Córdoba	37.88° N	32.3° N	From afternoon to sunrise	Northeast and North	Inflamed matter and blanched
Badajoz	38.88° N	33.8° N	From sunset to midnight	North	Red
Valencia	39.47° N	32.7° N	–	–	–
Castellón	39.97° N	33.1° N	From afternoon to next day	West-northwest, north	Red
Madrid	40.42° N	34.4° N	All the night	Northeast–north	Red
Barcelona	41.38° N	33.9° N	From afternoon to midnight	–	Fire colour
Gerri de la Sal	42.32° N	35.1° N	From afternoon to midnight	North and from east to west	Fire colour, white and ash

**Figure 2.** Header of the article about the observation of aurora made by the Professor of Arts of the Colegio de la Asunción in Córdoba on 18 January 1770 (Source: Nipho, 1770).

in the north as columns or bursts with great diameter and divided from each other [...] It is noteworthy that this Aurora was for the most part inflamed matter, and it only blanched a little at the bottom [...] At 23:30, nothing was discoverable, the night was as dark as any other without a moon, [...] some countryfolk [men from outside the city] declared that the aurora was preserved more or less alive until sunrise.

In Madrid, the aurora was observed at nightfall to the north. It presented several shapes, a red colour, and a brightness that rose and fell over time. The sky was clear and the aurora was visible all night (Subirás y Barra, 1770).

Original text:

Jueves último día 18 al anochecer se dexó ver una fuerte Aurora Boreal [...] la Aurora Boreal consistía entonces en una faxa como de 20° de ancho de un color rojo muy debil, y casi uniforme en toda su longitud, de figura de una faxa esferica ó semicorona que salia se de hacia al este, y pasando por el cenit de Madrid se terminaba hacia el Nordnoroeste [...] el color rojo se iba aumentando, y disminuyendo por poco tiempo á trechos [...] A las 6 de la noche refieren era semejante a lo que expreso de las 10 1/2.

Translation:

Thursday 18 at dusk, a strong Aurora Borealis was seen, [...] the Aurora Borealis consisted of a girdle about 20° wide with a very weak red colour, and almost uniform over all its length, with a figure of a spherical girdle or semi-corona from the east and, passing through the zenith of Madrid, ending up towards the north-northwest [...] the red colour intensified and faded over short time intervals [...] At 06:00 [19 January 1770], the aurora was similar to the description for 22:30 [18 January 1770].

The description provided by an anonymous observer in Castellon indicated that the aurora was sighted in the northern sector of the sky, that it was red in colour, and that it remained in the same state from 19:30 LT, when it started to be seen, until midnight (Anonymous, 1770a). This observer reported that the aurora was also seen the next day (19 January) at around 20:00 LT.

Original text:

A las 7 1/2 me avisaron avia una[s] nubes coloradas subí a la torre de casa y vi unas Auroras Boreales una al Nordoesteest [...] y la otra menos grande a Nord de un color rojo obscuro melancolico [...] A las onse de la noche volví a verla y encontré de 4 a 5 auroras boreales de NE a NO formando nubes mas altas que anchas [...] me han asegurado que a las 12 permanesian en el mismo estado.

Translation:

At 19:30, I was alerted that there were reddish clouds, I went up to the tower of my house and I saw some aurorae borealis, one to the west-northwest [...] and the other, less large, to the north with a dark melancholic red colour [...] At 23:00, I went back to see it and found from 4 to 5 aurorae borealis from northeast to northwest forming clouds higher than wide [...] other people have assured me that they remained in the same state at 24:00.



Figure 3. Portrait of José de Viera y Clavijo (1731–1813), observer of the aurora from San Cristóbal de la Laguna (Canary Islands) on 18 January 1770 (Source: <http://bdh-rd.bne.es/viewer.vm?id=0000042056&page=1> (last access: 6 October 2018), Biblioteca Nacional Española).

Another anonymous observer at Gerri de la Sal noted that “a tower of fire” appeared in the north of the sky at 18:30 LT, and it later extended from east to west showing different shapes and white and ash colours. It disappeared at midnight (Anonymous, 1770b).

Original text:

[...] a cosa de las sis, y mitja aparegue en est emisferi en la part de tramontana una com torre de foch, que feia unas vias de color de llet y a cosa de mitja hora se dividí, y extengué ab una gran nuvolada, també inflamada, per les parts de Orient, y Ponent, dexant la part de mitxdia libre estant tot lo cel seré pero de color de cendra [...] y à las onze horas [...] se desvanesqué tot.

Translation:

[...] At 18:30, a tower of fire appeared in the hemisphere in the tramontane part [north], which made some lines of milk colour and half an hour later split, and spread out with a large cloud, also inflamed, in the parts of East and West with the part of midday [south] free, being all the sky clear but with an ash colour [...] and at 23:00 [...] everything disappeared.

Aragonès and Ordaz (2010) also provide the original description made by the historian and naturalist José de Viera y

Clavijo (Fig. 3) at San Cristóbal de la Laguna (Guerra y Peña, 1951, p. 144). This observer indicated that the red glow of the aurora spread over all the northern part with a very bright light from one hour after twilight to midnight.

Original text:

Algo más de una hora después del crepúsculo, se extendió por la ciudad el rumor de que los montes Taganana quizás estuvieran ardiendo [...] Salí a observar el fuego, pero para mi sorpresa me encontré ante una verdadera aurora boreal [...] y la aparición en forma de llama de color rojo sangre se extendía por todo el norte desde el este hasta unos pocos grados más allá del oeste, con una luz muy brillante.

Translation:

Something more than an hour after twilight, there spread throughout the city a rumour that the Taganana hills might be burning [...] I went out to observe the fire, but, to my surprise, I found myself before a true aurora borealis [...] and the appearance [of the aurora] in the shape of a flame of a blood-red colour extended over all the north from east to a few degrees beyond west, with a very bright light.

A complete English translation of that record can be consulted in Vázquez et al. (2006).

For the case of Barcelona, Aragonès and Ordaz (2010) found that an aurora was observed from 19:00 LT to midnight as a cloud of fire in the sky split into four parts with a great radiance (Sagarriga, 1907, p. 57). Aragonès and Ordaz (2010) presented the description of the aurora that was made by Richard (1771), noting that the same variations of the phenomenon observed in Genoa were also seen in Cádiz. Moreover, Aragonès and Ordaz (2010) reported that this aurora was also recorded in Valencia as “one of the most complete aurorae observed” (Pastor Fuster, 1830, p. 471), and by the priest Leonardo Hernández Tolosa in Badajoz, where several people observed how the northern sector appeared reddened from sunset until two hours after midnight (Hernández Tolosa, 1992, p. 198; Vaquero, 2001).

4 Analysis and discussion of results

The aurora that occurred on 18 January 1770 was observed over a wide zone of latitudes that were abnormally low given the typical behaviour of this kind of phenomenon. In Spain, the aurora was recorded from San Cristóbal de la Laguna (28.5° N) to Gerri de la Sal (42.3° N). It was also observed over all of the rest of Europe (Richard, 1771; Fritz, 1873; Angot, 1896).

The likelihood of seeing an aurora is generally greater at higher geomagnetic latitudes. To investigate this condition, we computed the geomagnetic latitudes of the loca-

tions considered in the present work at which aurorae were registered on 18 January 1770. To this end, we computed the geomagnetic latitudes using the dipole model of the “gufm1” geomagnetic model (Jackson et al., 2000) and the Web application of the National Geophysical Data Center (<https://ngdc.noaa.gov/geomag-web/#igrfwmm>, last access: 6 October 2018). This model is based on a massive compilation of historical observations of the magnetic field. Before 1800, more than 83 000 magnetic declination observations were recorded at more than 64 000 locations. This model provides a high accuracy; for example, declination and inclination results are typically within 30 min of arc. We then calculated the geomagnetic latitudes for each location (Chapman and Bartels, 1951; Udías and Mezcua, 1997). The resulting geomagnetic latitudes for the places considered here are (i) San Cristóbal de la Laguna (36.0° N), (ii) Cádiz (42.6° N), (iii) Córdoba (43.7° N), (iv) Valencia (44.6° N), (v) Castellón (45.0° N), (vi) Badajoz (45.0° N), (vii) Barcelona (46.0° N), (viii) Madrid (46.0° N), and (ix) Gerri de la Sal (47.1° N).

According to all the records analysed here, the aurora was observed in Spain for several hours (approximately from sunset to midnight) on 18 January 1770. However, some observers reported a longer duration. Thus, some people from country areas around Córdoba stated that the aurora was observable until sunrise of the following day (19 January). The observer at Madrid also reported that the aurora had a similar appearance at 06:00 LT on 19 January to the one it had at 22:30 LT on the previous evening. Moreover, the anonymous observer at Castellón indicated that he again saw the phenomenon at 20:00 LT on 19 January 1770 (Anonymous, 1770a – original text: “El día 19 se dexo ver el fenomeno a las 8 de la noche esto es a la parte de NO y el del N no se dexo ver”; English translation: “On 19th [January], the phenomenon was seen at 8 p.m. [local time] in the northwest but not in the north”), and the Madrid observer reported a red mist or fog at dusk on 19 January (Subirás y Barra, 1770 – original text: “El [día] siguiente amaneció con una niebla muy delgada que pareció disiparse á las 8, pero toda la mañana estuvo la luz del sol algo remisa. Al anochecer compareció la misma niebla toda roja, la qual se disipo luego despues de haber anochecido”; English translation: “The next [day] dawned with a very thin mist that seemed to dissipate at 8 a.m., but all morning the sunlight was somewhat reluctant. The same red fog appeared at dusk, which dissipated later after nightfall”). All the observers indicated that the aurora developed in the northern part of the sky, and that both its brightness and its shape were changing over time. All the observers reported great brightness. The specific descriptions of the aurora varied from one another: it was recorded as a blood-red flame by José de Viera y Clavijo (San Cristóbal de la Laguna); as columns of fire, clouds, and arcs in Córdoba; as a red girdle, semi-corona, small clouds, and red mass with rays of exhalation (“effluvium”) in Madrid; as red clouds with rays of light and vapour in Castellón; and as clouds, radiance, and a band and tower of fire with milky lanes in

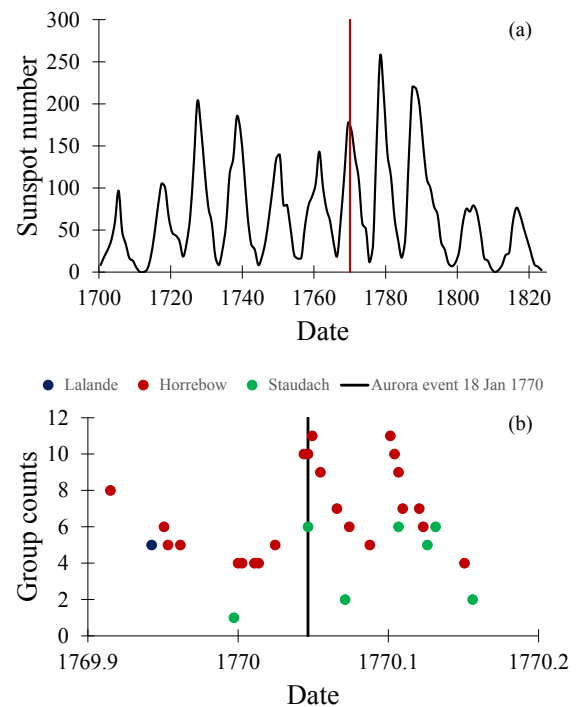


Figure 4. (a) Yearly sunspot number from 1700 to 1825. (b) Sunspot group counts from 1 December 1769 to 28 February 1770. Blue, red, and green dots depict the sunspot observations made by Lalande, Horrebow, and Staudach, respectively. The vertical red and black lines represent the date of occurrence (18 January 1770) of the aurora event studied in the present work. Note that dates are in decimal numbers, not in “year-month” mode.

Gerri de la Sal. All the records noted the aurora as being red in colour, although in Córdoba and Gerri de la Sal the appearance of white and ash colours in the sky was also reported. We highlight that, on that day, the Moon was in the last-quarter phase and below the horizon during the main auroral event (from sunset to midnight). However, auroral display was still visible even after the moonrise in some observational sites such as Córdoba and Madrid. A summary of all these descriptions made by the Spanish observers for the auroral display on 18 January 1770 is presented in Table 1.

In order to contextualize the solar activity level around 18 January 1770, Fig. 4 shows the yearly sunspot number (version 2, <http://www.sidc.be/silso/datafiles>, last access: 6 October 2018) from 1700 to 1825 (a), and the sunspot group counts from December 1769 to February 1770 inclusive (b), data taken from the revised collection published by Vaquero et al. (2016). According to the Sunspot Number Index, the year when this aurora event occurred (1770) was 1 year after the solar maximum of Solar Cycle 2, although the actual values of the index are very similar for these two years: 176.8 for 1769 and 168.0 for 1770. Around the date of the aurora, from December 1769 to February 1770, sunspot observations are known to have been made by three astronomers

(Vaquero et al., 2016): Lalande, Horrebow, and Staudach. The solar activity declined from the beginning of December to January. It then rose to reach 11 group counts on 19 January 1770, the maximum value for that 3-month period, which it also reached on 7 February 1770. It is evident therefore that the solar activity level was high when the great aurora was observed on 18 January 1770. According to Horrebow's records, the group count on that day as well as the day before was 10, whereas Staudach registered 6 sunspot groups on 18 January 1770. This significant difference in the sunspot counts between Horrebow and Staudach could be due to the use of different telescopes and methodologies to observe sunspots. We would note that, approximately nine solar rotations later, around 18 September 1770, another large geomagnetic storm occurred (Aragonès and Ordaz, 2010; Hayakawa et al., 2017). The number of sunspot groups that Horrebow observed on the solar disc for that day was also 10 (Vaquero et al., 2016). That event has been extensively discussed by Hayakawa et al. (2017), who report records of the aurora observations for that day in locations with geomagnetic latitudes below 30°. These facts suggest a recurrent high geomagnetic activity in 1770.

5 Conclusions

A catalogue with 80 aurorae observed in Spain and Portugal during the 18th century has been compiled by Aragonès and Ordaz (2010). It includes records of a great aurora on 18 January 1770 registered in several Spanish locations: San Cristóbal de la Laguna (28.48° N, 16.32° W), Cádiz (36.52° N, 6.28° W), Córdoba (37.88° N, 4.77° W), Badajoz (38.88° N, 6.97° W), Valencia (39.47° N, 0.38° W), Castellón (39.97° N, 0.05° W), Madrid (40.42° N, 3.69° W), Barcelona (41.38° N, 2.18° E), and Gerri de la Sal (42.32° N, 1.07° E). This aurora was observed all over Europe (Richard, 1771; Fritz, 1873; Angot, 1896).

We have presented a summary of the main characteristics of these records. In general, in Spain this aurora was observed from sunset to midnight. But the observers in Córdoba and Madrid reported sighting it throughout that night, and it was seen again on the next day (19 January 1770) in Castellón, and a red fog or mist was also reported by the Madrid observer on that day. The aurora was seen in the northern part of the sky according to all the records, and it was red in colour although white and ash colours were also registered in Córdoba and Gerri de la Sal. All the records describe it as being of great brightness even though this was changing over time. The aurora presented several shapes during the event, and was described differently at each place. For example, it was recorded as a blood-red flame in San Cristóbal de la Laguna, and as red columns, clouds, or a girdle in Córdoba, Madrid, Castellón, Barcelona, and Gerri de la Sal. Other terms used to define its forms were arcs, rays, vapour, and radiance. We noted that the Moon was in the last-quarter phase and below

the horizon during the main hours of the event (from sunset to midnight).

We computed the geomagnetic latitudes for the locations where the records were made. These ranged from 26.4° N (San Cristóbal de la Laguna) to 35.1° N (Gerri de la Sal), showing that this aurora was observable over a broad zone of abnormally low latitudes. According to the Sunspot Number Index (version 2), this auroral event occurred 1 year after the maximum of Solar Cycle 2, although the Sunspot Number values of the maximum (176.8) and of 1770 (168.0) were similar. Furthermore, in the revised collection published by Vaquero et al. (2016), one can see that the solar activity level presented an increase around 18 January 1770. For that day, there are sunspot records made by two astronomers: Horrebow registered 10 sunspot groups on the solar disc, and Staudach 6. For the previous day (17 January 1770), 10 sunspot groups were also recorded by Horrebow.

Data availability. No data sets were used in this article.

Author contributions. All authors participated in the elaboration of the paper and in the analysis of the historical records.

Competing interests. The authors declare that they have no conflict of interest.

Acknowledgements. This research was supported by the Economy and Infrastructure Board of the Junta de Extremadura, and partially funded by FEDER – Junta de Extremadura (research group grant GR15137 and project IB16127) and by Spain's Ministerio de Economía y Competitividad (AYA2014-57556-P and CGL2017-87917-P). The authors are grateful for having benefited from participation in ISSI workshops. The authors acknowledge the helpful discussion with Hisashi Hayakawa about calculations of the geomagnetic latitudes. We also appreciate comments made by David Willis and the other anonymous referee in order to improve this paper.

Edited by: Sam Silverman

Reviewed by: David Willis and one anonymous referee

References

- Angot, A.: The Aurora Borealis, Kegan Paul, Trench, Trübner and Co., Ltd, London, 1896.
- Anonymous: Letter dated in Castellón on 18 January 1770, Archivo de la Real Academia de Ciencias y Artes de Barcelona, 1770a.
- Anonymous: Letter dated in Gerri de la Sal to Desvals on 18 January 1770, Archivo de la Real Academia de Ciencias y Artes de Barcelona, 1770b.

- Aragonès, E. and Ordaz, J.: Auroras boreales observadas en la Península Ibérica, Baleares y Canarias durante el siglo XVIII, *Treb. Mus. Geol. Barcelona*, 17, 45–110, 2010.
- Carrasco, V. M. S., Trigo, R. M., and Vaquero, J. M.: Unusual rainbows as auroral candidates: Another point of view, *Publ. Astron. Soc. Jpn.*, 69, L1–L5, <https://doi.org/10.1093/pasj/psw127>, 2017.
- Chapman, S. and Bartels, J.: *Geomagnetism*, 2 vol., Clarendon Press, Oxford, 1951.
- Eather, R. H.: *Majestic Lights: The Aurora in Science, History, and the Arts*, Volume 18, American Geophysical Union, Washington DC, 1980.
- Fritz, H.: *Verzeichniss Beobachteter Polarlichter*, C. Gerold's Sohn, Vienna, 1873.
- Guerra y Peña, L. A.: *Memorias: Tenerife en la segunda mitad del siglo XVIII, cuaderno I (1760–1770)*, Cabildo Insular de Gran Canaria, Las Palmas, 1951.
- Hayakawa, H., Iwahashi, K., Ebihara, Y., Tamazawa, H., Shibata, K., Knipp, D. J., Kawamura, A. D., Hattori, K., Mase, K., Nakanishi, I., and Isobe, H.: Long-lasting Extreme Magnetic Storm Activities in 1770 Found in Historical Documents, *Astrophys. J. Lett.*, 850, L31, <https://doi.org/10.3847/2041-8213/aa9661>, 2017.
- Hernández Tolosa, L.: *Badajoz en el siglo XVIII*, Facsimile edition of *Libro de Noticias sacadas por D. Leonardo Hernández Tolosa, presbítero, vecino de la ciudad de Badajoz*, Real Academia de Extremadura de las Artes y las Letras, Trujillo, 1992.
- Jackson, A., Jonkers, A. R. T., and Walker, M. R.: Four centuries of geomagnetic secular variation from historical records, *Philos. T. R. Soc. Lond.*, 358, 957–990, <https://doi.org/10.1098/rsta.2000.0569>, 2000.
- Nipho, M.: Descripción de la Aurora Boreal observada en Cordoba el día 18. de Enero de este año, por el Cathedratico de Artes del Colegio de la Asuncion de dicha ciudad, Correo general de España, para beneficio común de los labradores, Artesanos, Comerciantes e industriales: para instrucción, y gloria de los Aficionados, y Profesores de las Ciencias; y para entretenimiento de Curiosos, y políticos, andc 2, 31–32, 1770.
- Pastor Fuster, J.: *Biblioteca valenciana de los escritores que florecieron hasta nuestros días, con adiciones y enmiendas a la de D. Vicente Ximeno*, Tomo II, Ildefonso Mompíe, Valencia, 1830.
- Pulkkinen, T.: Space weather: terrestrial perspective, *Living Rev. Sol. Phys.*, 4, 1, <https://doi.org/10.12942/lrsp-2007-1>, 2007.
- Richard, J.: Aurores boréales observées de 1732 à 1770, *Histoire naturelle de l'air et des météores*, 10, 293–328, 1771.
- Rico Sinobas, M.: Noticia sobre las auroras boreales observadas en España durante el siglo XVIII y parte del XIX. *Memorias de la Real Academia de Ciencias Exactas, Físicas y Naturales* 3, 77–91, 1855.
- Sagarriga, J.: *Dietario de Barcelona en la década de 1767 a 1777*, Publ. de la Academia Calasancia, Barcelona, 1907.
- Schröder, W.: The development of the aurora of 18 January 1770, *Hist. Geo Space. Sci.*, 1, 45–48, <https://doi.org/10.5194/hgss-1-45-2010>, 2010.
- Silverman, S. M.: Secular variation of the aurora for the past 500 years, *Rev. Geophys.*, 30, 333–351, <https://doi.org/10.1029/92RG01571>, 1992.
- Silverman, S. M.: Sporadic auroras, *J. Geophys. Res.*, 108, 8011, <https://doi.org/10.1029/2002JA009335>, 2003.
- Siscoe, G. L.: Evidence in the auroral record for secular solar variability, *Rev. Geophys. Space Ge.*, 18, 647–658, <https://doi.org/10.1029/RG018i003p00647>, 1980.
- Subirás y Barra, F.: Letter to Desvalls, *Archivo de la Real Academia de Ciencias y Artes de Barcelona*, 1770.
- Udías, A. and Mezcuca, J.: *Fundamentos de geofísica*, Alianza, Madrid, 1997.
- Vaquero, J. M.: An aurora observed from Badajoz (Spain) in 1770, *Observatory*, 121, 386–387, 2001.
- Vaquero, J. M. and Trigo, R. M.: Auroras observed in Portugal in the late 18th century from printed and manuscript meteorological observations, *Sol. Phys.*, 231, 157–166, <https://doi.org/10.1007/s11207-005-1583-7>, 2005.
- Vaquero, J. M., Gallego, M. C., and García, J. A.: Auroras in the Iberian Peninsula (1700–1855) from Rico Sinobas' Catalogue, *J. Atmos. Sol.-Terr. Phys.*, 65, 677–682, [https://doi.org/10.1016/S1364-6826\(03\)00075-0](https://doi.org/10.1016/S1364-6826(03)00075-0), 2003.
- Vaquero, J. M., Valente, M. A., Trigo, R. M., Ribeiro, P., and Gallego, M. C.: The 1870 space weather event: Geomagnetic and auroral records, *J. Geophys. Res.-Space*, 113, A08230, <https://doi.org/10.1029/2007JA012943>, 2008.
- Vaquero, J. M., Gallego, M. C., Barriendos, M., Rama, E., and Sánchez-Lorenzo, A.: Francisco Salvá's auroral observations from Barcelona during 1780–1825, *Adv. Space Res.* 45, 1388–1392, <https://doi.org/10.1016/j.asr.2010.02.009>, 2010.
- Vaquero, J. M., Svalgaard, L., Carrasco, V. M. S., Clette, F., Lefèvre, L., Gallego, M. C., Arlt, R., Aparicio, A. J. P., Richard, J.-G., and Howe, R.: A Revised Collection of Sunspot Group Numbers, *Sol. Phys.*, 291, 3061–3074, <https://doi.org/10.1007/s11207-016-0982-2>, 2016.
- Vázquez, M., Vaquero, J. M., and Curto, J. J.: On the connection between solar activity and low-latitude aurorae in the period 1715–1860, *Sol. Phys.*, 238, 405–420, <https://doi.org/10.1007/s11207-006-0194-2>, 2006.
- Vázquez, M., Vaquero, J. M., Gallego, M. C., Roca Cortés, T., and Pallé, P. L.: Long-Term Trends and Gleissberg Cycles in Aurora Borealis Records (1600–2015), *Sol. Phys.*, 291, 613–642, <https://doi.org/10.1007/s11207-016-0849-6>, 2016.
- Willis, D. M., Stephenson, F. R., and Huiping Fang: Sporadic aurorae observed in East Asia, *Ann. Geophys.*, 25, 417–436, <https://doi.org/10.5194/angeo-25-417-2007>, 2007.
- Willis, D. M., Henwood, R., and Stephenson, F. R.: The presence of large sunspots near the central solar meridian at the times of major geomagnetic storms, *Ann. Geophys.*, 27, 185–197, <https://doi.org/10.5194/angeo-27-185-2009>, 2009.