



22nd BaSS Congress

Contemporary Challenges
in Dentistry

Thessaloniki

May 17
04-06 2017

Makedonia Palace Hotel

ABSTRACT BOOK



22nd BaSS Congress

Contemporary Challenges in Dentistry
May | 04-07 | 2017

Makedonia Palace Hotel | Thessaloniki Greece




 www.e-bass.org

BaSS President Message

Dear distinguished colleagues and friends

Clinicians, researchers, academics, and all dental healthcare professionals are warmly invited to the 22nd Congress of the Balkan Stomatological Society (BaSS), which will be held in Thessaloniki, the beautiful historical city, Greece, from 4th to 6th May 2017.

The scientific program of the Congress will comprise plenary lectures, oral presentations and posters of leading Balkan, European and World lecturers and scientists! They will all present the latest achievements in the field of dental medicine, the most modern practice in contemporary preservation of oral health, and enhancement of dental treatment.



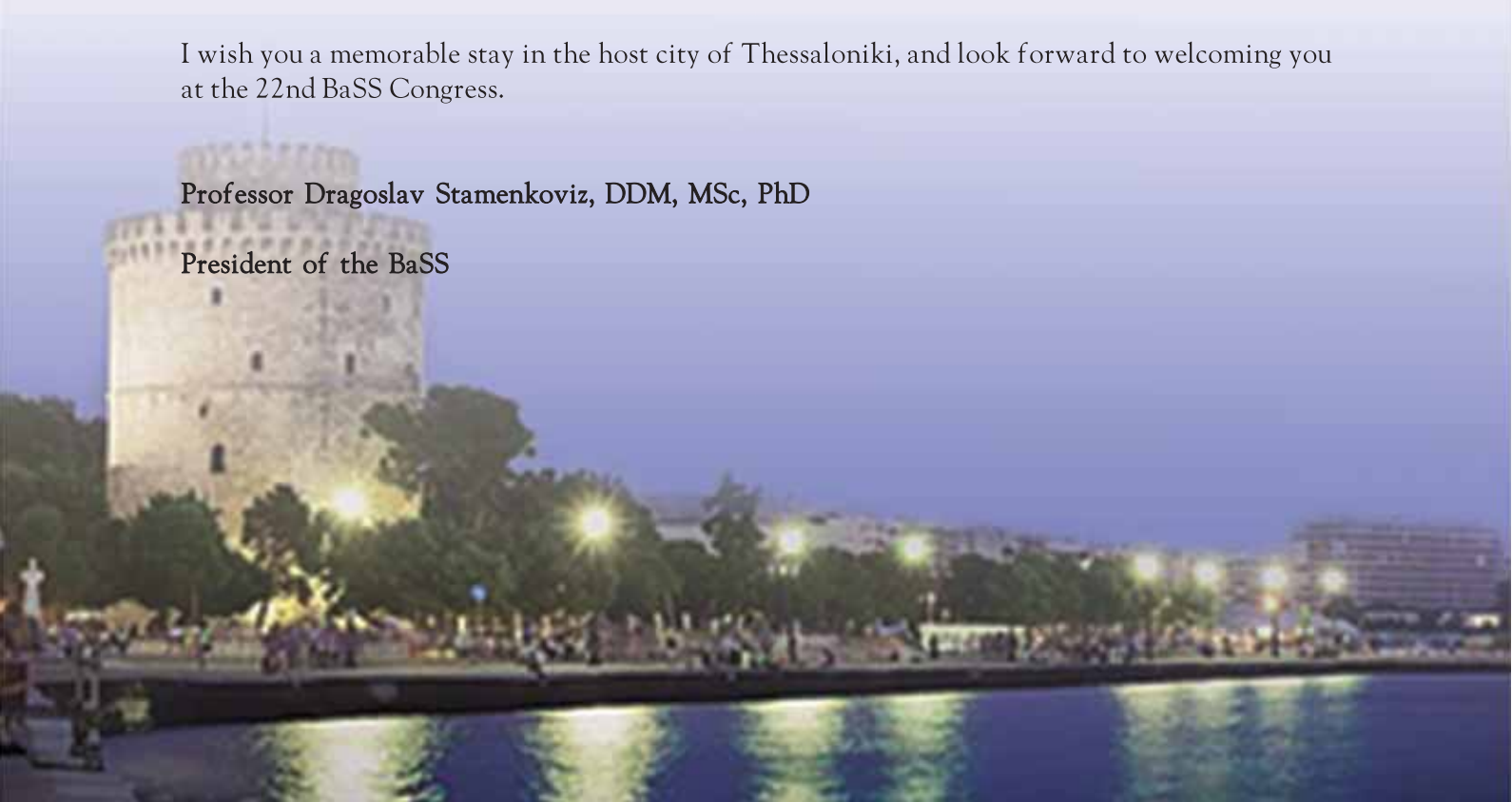
Thessaloniki is a charming city with incredible history and beautiful scenery, which you are sure to enjoy. Beside the many interesting events and scientific meetings, I hope you will find time to meet up with old friends and make new acquaintances.

The 22nd BaSS Congress will also be an opportunity for our industry partners to showcase their latest advances in all fields of dentistry, and I believe that related industries will continue to support our Societies' activities for the future wellbeing of our profession.

I wish you a memorable stay in the host city of Thessaloniki, and look forward to welcoming you at the 22nd BaSS Congress.

Professor Dragoslav Stamenkoviz, DDM, MSc, PhD

President of the BaSS





22nd BaSS Congress

Contemporary Challenges in Dentistry
May | 04-07 | 2017

Macedonia Palace Hotel | Thessaloniki Greece



 www.e-bass.org

Congress President Message

Dear distinguished colleagues
dear friends,

as President of the 22nd BaSS Congress, I am greatly honored to welcome all of you to the 22nd Congress of the Balkan Stomatological Society that will be held in Thessaloniki, in the renovated Macedonia Palace Hotel, from 4th to 6th of May 2017.

It is not only a great honor but also a great responsibility to be the President of this so important scientific, professional and social event with its theme of "Contemporary Challenges in Dentistry" that will focus on the recent advances and cutting edge future of Dentistry. It is also a great pleasure to me, inviting you in Thessaloniki, one of the most famous cities in the Balkan region, with over 2500 years of history and extremely exiting scenery.

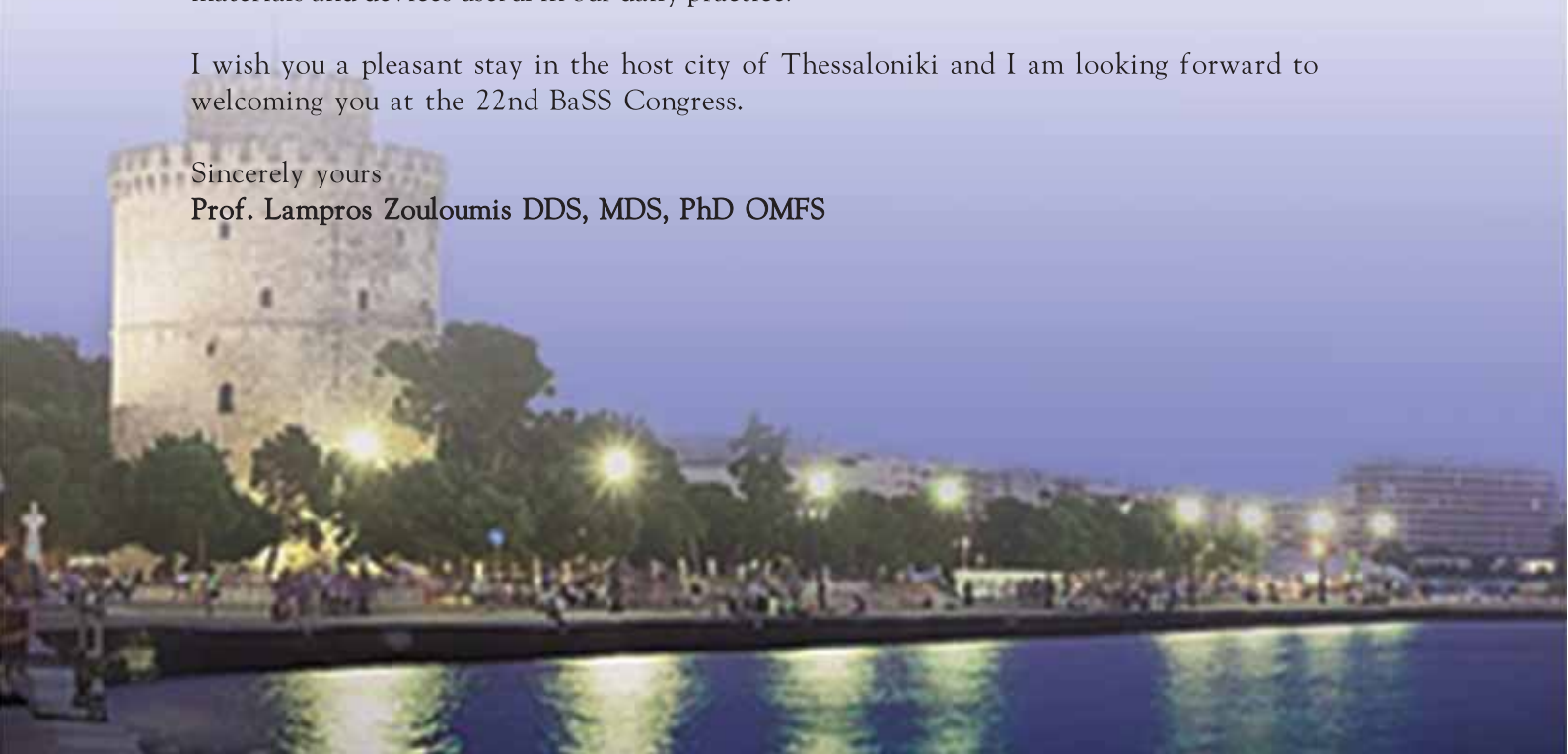


The 22nd congress aspires offering to the practitioners an ideal opportunity for contemporary medical education, learning about recent advances on new technologies and exchanging scientific ideas and experiences in our professional specialties.

The scientific and social program will express our wills of progress and renewal in dental practice as well as strengthening collaboration and friendship in good neighbouring relations. A sponsors' exhibition on new dental- technology, will give us ideas on new tools, equipment, materials and devices useful in our daily practice.

I wish you a pleasant stay in the host city of Thessaloniki and I am looking forward to welcoming you at the 22nd BaSS Congress.

Sincerely yours
Prof. Lampros Zouloumis DDS, MDS, PhD OMFS





22nd BaSS Congress

Contemporary Challenges in Dentistry
May | 04-07 | 2017

Makedonia Palace Hotel | Thessaloniki Greece



 www.e-bass.org

President of Thessaloniki Dental Society message

Dear colleagues and friends,

On behalf of the Dental Society of Thessaloniki, it is my great honor to welcome you at 22nd Congress of the Balkan Stomatological Society which will be held at "Makedonia Palace" in Thessaloniki from 4 to 6 May 2017.


Dental Society of Thessaloniki was, is and will always be bonded to the BASS. All the members of the organizing committee had a great co-operation and I'm sure that this Congress will be a successful one.

The scientific program covers a wide range of subjects of interest and keeps the participants abreast of the last evolutions in dental practice. There will also be a trade exhibition, hands-on courses and workshops to choose from.

I invite you to Thessaloniki which has a long history of over 2300 years and presents numerous historical sites blended remarkably within the modern city. I'm looking forward to seeing you!

With kind regards,

Athanasios A. Devliotis
President of Thessaloniki Dental Society





22nd BaSS Congress

Contemporary Challenges in Dentistry
May | 04-07 | 2017

Makedonia Palace Hotel | Thessaloniki Greece



www.e-bass.org

COMMITTEES

President of the Congress
Prof. Zouloumis Lambros

Organizing Committee:

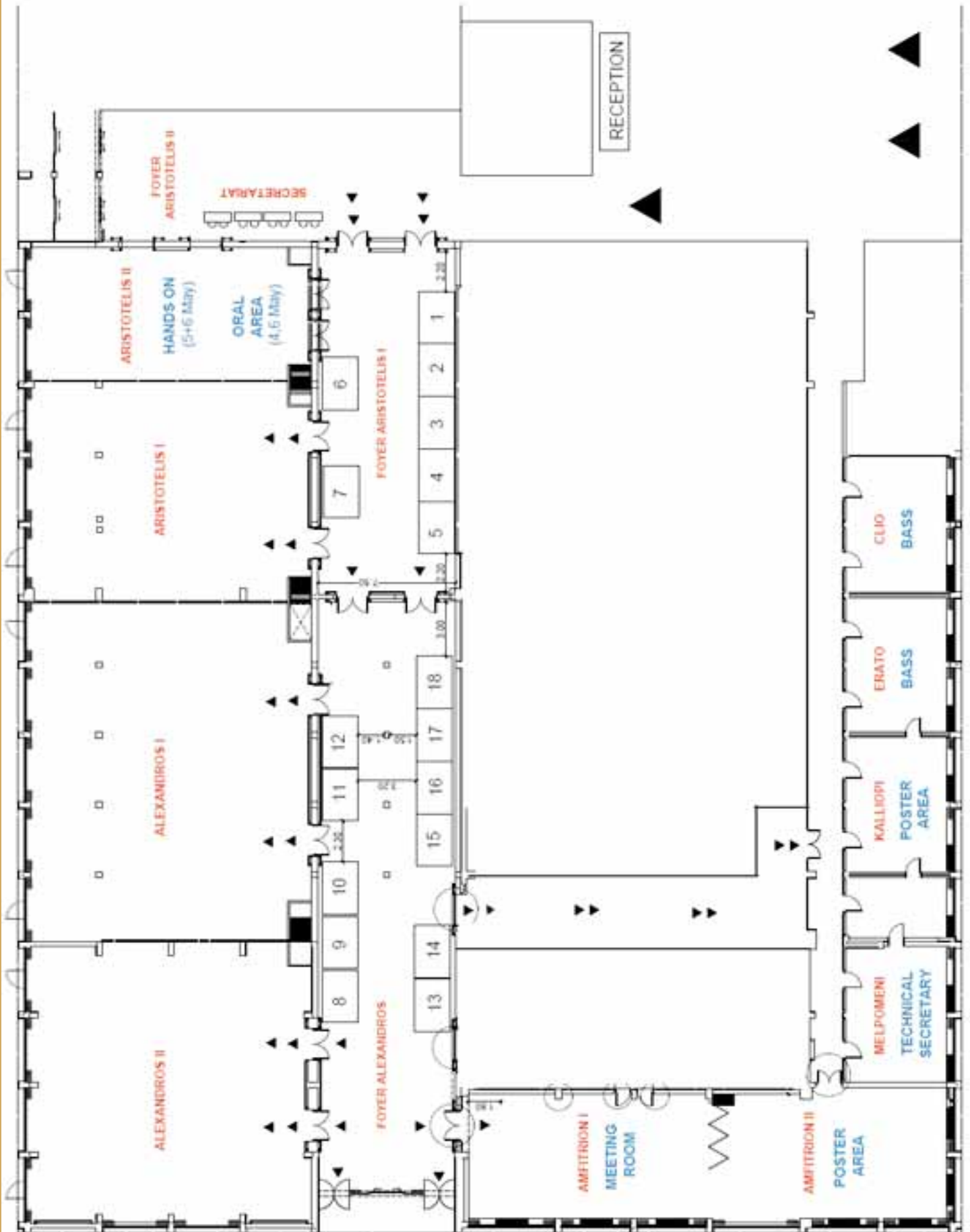
President Georgios Tsiogkas
Members Athanasios Devliotis
Konstantinos Kalantidis
Athanasios Katsikis
Athanasios Komnis
Konstantinos Kougias
Nikolaos Maroufidis
Dimitrios Palaskas
Vasilios Tsanidis

Scientific Committee:

President Dr. Anastasios Markopoulos
Members Prof. Nikolaos Economidis
Prof. Aikaterini Nikopoulou-Karagianni
Prof. Alexandra Sklavounou
Prof. Konstantinos Oulis
Assoc. Prof. Elissavet Koulaouzidou
Assoc. Prof. Ourania Pantelidou
Assoc. Prof. Athanasios Pouloupoulos
Assoc. Prof. Kosmas Tolidis
Assoc. Prof. Dimitrios Tortopidis
Assoc. Prof. Aris-Petros Tripodakis
Assoc. Prof. Lazaros Tsalikis
Assoc. Prof. Grigorios Venetis
Assist. Prof. Eleana Kontonasaki
Lecturer Olga Naka



FLOOR PLAN





22nd BaSS Congress

Contemporary Challenges in Dentistry
May | 04-07 | 2017

Makedonia Palace Hotel | Thessaloniki Greece

Supporting Member



www.e-bass.org

EXHIBITORS | SPONSORS | EXHIBITION

The president and the organizing Committee of the 22nd BaSS Congress, would like to thank the following companies for their contribution in order to carry through this congress.

COLTENE

DENTIS CO.

IVOCLAR VIVADENT AG

DIRECTA AB

EMS ELECTRO MEDICAL SYSTEMS SA

ORAL -B

PCAD-ΣΥΝ. ΟΔΟΝΤΙΑΤΡΩΝ ΘΕΣΣΑΛΟΝΙΚΗΣ

ΒΙΤΣΑΡΟΠΟΥΛΟΣ ΑΕ

W&H DENTALWERK BÄRMOOS GMBH

INTERMED SA

PROFILE DENTAL ADIN-HELLAS

MEDICAL BODYGUARD A. ΜΙΧΑΗΛΙΔΟΥ & ΣΙΑ ΕΕ

MEDIA OGLED D.O.O.

I. ΤΣΑΠΡΑΖΗΣ Α.Ε.

KITE HELLAS LTD

SADENT

PLAC CONTROL ORAL CARE PRODUCTS

22nd BaSS Congress

Contemporary Challenges in Dentistry

May | 04-07 | 2017

Macedonia Palace Hotel | Thessaloniki Greece



www.e-bass.org



			<p>OP.053 13.45-14.00 HOSIC Z, KOBASLIJA S, BAJRIC E. MESENCHYMAL STEM CELLS OBTAINED FROM DENTAL/ORAL TISSUE - A REGENERATIVE FUTURE IN DENTISTRY</p>	<p>PP.084 VUKOVIC A. THE ORAL MANAGEMENT OF PAEDIATRIC ONCOLOGY PATIENTS</p> <p>PP.085 DIMITROVA M, KONDEVA V, RIMALOVSKA S, BOEVA T. CHILD ABUSE AND DENTISTRY: A SURVEY OF THE KNOWLEDGE OF BULGARIAN DENTAL PRACTITIONERS</p> <p>PP.086 GEZGIN O, KORKUT E, ÖZCAN D, DEMIRAY F, SENER Y. EVALUATION OF DENTAL ANOMALIES IN PAEDIATRIC PATIENTS: A RADIOGRAPHIC STUDY</p>	<p>PP.113 OZTURK D, OZTURK OZENER H, KURU L. PERIODONTAL REGENERATIVE THERAPY OF INTENTIONALLY REPLANTED PERIODONTALLY COMPROMISED TOOTH: HOPELESS TO HOPEFUL</p> <p>PP.114 YILDIRIM HS, ILHAN MB, KURU L. USE OF GINGIVAL UNIT TRANSFER IN THE TREATMENT OF LOCALIZED GINGIVAL RECESSION: A CASE REPORT</p> <p>PP.115 BOZ C, AKKAYA M, BARBAROS R. TREATMENT OF MILLER III TYPE GINGIVAL RECESSION BY USING MODIFIED GINGIVAL UNIT GRAFT: CASE REPORT</p> <p>PP.116 YILDIRIM HS, ÇELİK H, KURU L. INCREASING THE AMOUNT OF KERATINIZED GINGIVA AROUND IMPLANTS WITH FREE GINGIVAL AND CONNECTIVE TISSUE GRAFTS</p>
14.00-15.00 BREAK					
<p>Session 13 Oral Presentations Pres. Koulaouzidou E.</p>	<p>Session 14 Oral Presentations Pres. Bostanci H, Bakopoulou A.</p>	<p>Session 15 Oral Presentations Pres. Andjelic J., Encheva R.</p>	<p>Session 16 Oral Presentations Pres. Ganibegovic M, Angelopoulos C.</p>	<p>Session 17 Posters Pres. Naka O. 15.00-16.30</p>	<p>Session 18 Posters Pres. Melikidis I. 15.00-16.30</p>
<p>OP.054 15.00-15.15 KALKAN Y, GURSOY M, GURSOY UK, KONONEN E, DOGAN B. EFFECT OF NON-SURGICAL PERIODONTAL TREATMENT ON SERUM AND SALIVA RESISTIN LEVELS</p>	<p>OP.060 15.00-15.15 MASTROGIANNI A, TORTOPIDIS D, GOGOS C, KOIDIS P. FRACTURE RESISTANCE OF ENDODONTICALLY TREATED PREMOLARS RESTORED WITH DIFFERENT POSTS AND ZIRCONIA OR METAL-CERAMIC CROWNS</p> <p>OP.06115.15-15.30 STANOJEVIC M, STANCIC V,MLADENOVIC I, DOBRIKOVIC O. MEASUREMENT OF RETENTION FORCE ON DOUBLE CONICAL CROWN USING FINITE ELEMENT METHOD (FEM)</p> <p>OP.062 15.30-15.45 OMUR DEDE D, ÇELİK E, TULGA A, ONGOZ DEDE F. AESTHETIC OUTCOME OF A MISSING TOOTH WITH IMPLANT SUPPORTED CERAMIC RESTORATION: A CASE REPORT</p> <p>OP.063 15.45-16.00 HAKKI C, RAIF A, ELIF K. EVALUATION OF THE EFFECT OF COMPLETE REMOVABLE DENTURE REHABILITATION ON EXTRAORAL AESTHETIC</p> <p>OP.064 16.00-16.15 GENC E, BUYUK SK, SIMSEK H. EVALUATION OF DENTAL STUDENTS' MANNERS ABOUT EDUCATIONAL STRATEGIES, SCHOOL DURATION, SPECIALTY AND TECHNOLOGY</p> <p>OP.065 16.15-16.30 KÜÇÜKEKENCI AS, FUNDAOĞLU KÜÇÜKEKENCI F, ÖMÜR DEDE D. EFFECT OF BRAND AND SHADE OF RESIN CEMENT ON THE COLOR OF MONOLITHIC CAD/CAM CERAMIC</p>	<p>OP.066 15.00-15.15 GUL AMUK N, ONER M, KEKLIKCI H, GULNUR TOPSAKAL K, FACTORS AFFECTING TREATMENT COMPLIANCE AND PARTICIPATION OF PATIENTS WITH CLASS II MALOCCLUSION, USING FUNCTIONAL APPLIANCE</p> <p>OP.06715.15-15.30 GUVEN Y, PREVALENCE AND CHARACTERISTICS OF ECTOPIC ERUPTION OF FIRST PERMANENT MOLARS IN TURKISH POPULATION</p> <p>OP.068 15.30-15.45 KOK H, TASSOKER M, OZCAN S. IS THERE ANY ASSOCIATION BETWEEN THE FACIAL TYPE AND THIRD MOLAR IMPACTION? A RADIOGRAPHIC STUDY</p> <p>OP.069 15.45-16.00 BUYUK SK, KARAMAN A, SIMSEK H. THE FRONTAL SINUS DIMENSION IN DIFFERENT SAGITTAL SKELETAL RELATIONSHIP OF PEDIATRIC ORTHODONTIC SUBJECTS</p> <p>OP.070 16.00-16.15 AKKURT A, HAMAMCI O. INVITRO COMPARISON OF SHEAR BOND STRENGTHS OF BRACKETS AFTER DIFFERENT ETCHING METHODS</p> <p>OP.071 16.15-16.30 BOREKCI C, OZKALAYCI N. EVALUATION OF FACIAL AESTHETICS OF ORTHODONTIC PATIENTS WITH DIFFERENT MALOCCLUSION</p>	<p>OP.072 15.00-15.15 OKŞAYAN R, METİN DAĞSUYU I, KAHRAMAN F. EVALUATION OF FEATURES OF MAXILLARY IMPACTED CANINES, WITH CONE-BEAM COMPUTED TOMOGRAPHY</p> <p>OP.07315.15-15.30 KESER G, ULAY G, NAMDAR PEKİNER F, OĞUZ BORAHAN M. EVALUATION OF DIAGNOSTIC EFFICIENCY OF ULTRASONOGRAPHY IN TEMPOROMANDIBULAR JOINT DISORDERS: A PILOT STUDY</p> <p>OP.074 15.30-15.45 IORDANOVA DIMOVA M. NONINVASIVE DIAGNOSTIC IMAGING IN THE STUDY OF TEMPOROMANDIBULAR DISORDERS</p> <p>OP.075 15.45-16.00 PAPADIMITRIOU I, BURGEMANN R, ALMAGOU P,SOTIRI V, GANOU L. 3D ALVEOLAR RIDGE AUGMENTATION AND CUSTOMIZED BONE REGENERATION WITH INDIVIDUALIZED PEEK SHELLS</p> <p>OP.076 16.00-16.15 TASSOKER M, AYDIN KABAKCI AD,DUYGU A, AKIN D, OZCAN S. EVALUATION OF MANDIBULAR NOTCH, CORONOID PROCESS, AND MANDIBULAR CONDYLE CONFIGURATIONS WITH CONE BEAM COMPUTED TOMOGRAPHY</p>	<p>PP.117 KOSTIC M, IGIC M, GLIGORJEVIC N. EFFECT OF POSTPOLYMERISATION METHODS ON MECHANICAL CHARACTERISTICS OF DENTURE BASE RESINS</p> <p>PP.118 GERDZHIKOV I. PROSTHETIC REHABILITATION OF A PATIENT WITH PARTIAL MAXILLECTOMY</p> <p>PP.119TOTI C, GURAKUQI A, HYSI D, PETRO E. TREATMENT OF BILATERAL MISSING TEETH - CASE REPORT</p> <p>PP.120 GURAKUQI A, TOTI C, PETRO E, HYSI D, DROBONIKU E. PROSTHETIC REHABILITATION OF A PATIENT WITH OLIGODONTIA</p> <p>PP.121 XHAJANKA E, BARDHOSHI M, HYSENAJ N, GJILO K. DIFFERENCES BETWEEN TWO DIFFERENT METHODS OF POLYMERIZATION IN COMPLETE REMOVABLE DENTURES</p> <p>PP.122 VOUR TSA G, PAPADOPOULOU A, TOLIDIS K. REPAIR OF RESIN COMPOSITE, PORCELAIN FUSED TO METAL OR ALL CERAMIC RESTORATIONS</p> <p>PP.123 PAVLOVIC M, PEJANOVIC D, MILEUSNIC I, RISTIC T, VUKOVIC B. 3D RADIOGRAPHS IN PLANNING OF COMPLEX REHABILITATION OF EDENTULOUS PATIENTS - A CASE REPORT STUDY</p> <p>PP.124 MOKHTARI TAVANA PY. USE OF RESILIENT DENTURE BASE MATERIAL (MOLLOPLAST-B) IN THE MANDIBLE RESORPTION RIDGES</p> <p>PP.125 YILDIZ AN, ULAY G, NAMDAR PEKİNER F, BORAHAN MO. PREVALENCE AND CHARACTERISTICS OF PNEUMATIZATION OF ARTICULAR EMINENCE ON CBCT OF TURKISH SUBPOPULATION</p> <p>PP.126 GROZEV L, DOSHEV V, HRISTOV I, PAVLOV B, IVANOVA D. A NEW APPROACH IN MAKING OSA APPLIANCE</p> <p>PP.127 KARAIKOU G, TASOPOULOS T, ZOIDIS P, KOUVELIOTIS G.,KOURTIS S. COMBINING PEEK AND NATURAL TEETH FOR AN INTERMEDIATE PARTIAL COVERAGE FPD. CASE PRESENT</p> <p>PP.128YILMAZ A, KARAPINAR G, SULUN T, BAYRAKTAR BG. USING OF RADIOGRAPHIC TEMPLATE WITH THREE IMPLANTS SUPPORTED MANDIBULAR OVERDENTURE: A CASE REPORT</p>	<p>PP.152 ILIEV G, PAVLOVA J, FILTCHEV D, FILTCHEV A. METHODOLOGY FOR CREATING PERSONALIZED SMILE DESIGN AND EVALUATION OF THE ACHIEVED AESTHETIC RESULT.</p> <p>PP.153 YORDANOVA G, MLADENOV M. MICRODONTIA - INTERDISCIPLINAR CLINICAL APPROACH</p> <p>PP.154ALEXANDROVA V, MANCHOROVA n, ALEKSANDROV S, VLADIMIROV S. CAD-CAM EVALUATION OF COMPOSITE RESTORATIONS WEAR IN HIGH STRESS REGIONS: A DESIGN STUDY</p> <p>PP.155 DAČIĆ S, MITIĆ A, DAČIĆ M, BARAC R, ŠARIĆ G. THE MARGINAL GAP AROUND DENTAL NANOCOMPOSITE RESTORATION</p> <p>PP.156 QELI E, HYSI D, TOTI C, PETRO E, DROBONIKU I. PERFORMANCE OF A BULK FILL- COMPOSITE IN CLASS II CAVITIES-TWO YEAR CLINICAL EVALUATION</p> <p>PP.157 KORKMAZ TORUN E, BAĞLAR S. EVALUATION OF CLINICAL AESTHETIC SUCCESS OF RESIN INFILTRATION SYSTEM</p> <p>PP.158 ORDU MA, BAĞLAR S. CLINICAL EVALUATION OF DIFFERENT CARIES REMOVAL METHODS: CASE SERIES</p> <p>PP.159 GETOVA B,SOZOVSKA E, MILOŠEVSKI N, PAVLEVSKA M, JANEVSKA S, CARCEVA- DIMITROVA D. REPORT FOR EFFECTIVE IMPLEMENTATION OF SCHOOL BASED SEALANT PROGRAM (SBSP)</p> <p>PP.160 LONGUROVA N, ZLATANOVSKA K, KOVACHEVSKA I, ILJOVSKA S, DENKOV N. CORRELATION BETWEEN CONSUMPTION OF THE CARBONATED DRINKS AND THE PREVALENCE OF DENTAL EROSIONS</p> <p>PP.161 MOKHTARI TAVANA A, GOKAY O. A RESIN-BASED MARYLAND BRIDGE</p> <p>PP.162ANDREEVSKI A, KOVACEVSKA I, GEORGIEV Z, ZARKOVA J. COMPOSITE RESIN DISCOLORATION CAUSED BY EVERY DAY CONSUMPTION PRODUCTS</p>
<p>OP.05816.00-16.15 SOLOMON SM, SUFARU IG, FORNA D, MARTU-STEFANACHE MA, STOLERIU S. STUDY REGARDING THE EFFECTS OF PERIODONTAL MECHANICAL INSTRUMENTATION ON SUBSTANCE LOSS AND SURFACE QUALITY</p>					



Patient was followed for 6 Months. She did not suffer from local complications of teeth and irritation of gums after RB-FPD. The patient was satisfied with the results of the RB-FPD.

PP.162. COMPOSITE RESIN DISCOLORATION CAUSED BY EVERY DAY CONSUMPTION PRODUCTS

ANDREEVSKI A, KOVACEVSKA I, GEORGIEV Z, ZARKOVA J.

ANDREEVSKI ALEKSANDAR-D-R, MR.SCI-PZU

KOVACEVSKA IVONA-PROF. D-R, DR.SCI PHD-FACULTY OF MEDICAL SCIENCE, DENTAL MEDICINE, UNIVERSITY "GOCE DELČEV" ŠTIP

GEORGIEV ZLATKO-PROF. D-R, DR.SCI PHD-FACULTY OF DENTAL MEDICINE, UNIVERSITY

ZARKOVA JULIJA-ASS. D-R, MR.SCI -FACULTY OF MEDICAL SCIENCE, DENTAL MEDICINE, UNIVERSITY "GOCE DELČEV" ŠTIP

Background: Composite resins revolutionized the modern restorative dentistry with its high value aesthetic properties especially in the frontal region, and satisfactory stability in the posterior region of the human dental arch. The aim of this poster presentation is to serve us as a reminder about the possible staining of the composite resins immersed into various drinks, food colorants and dental rinse products. Methods and materials: For this type of research we used a number of scientific articles from the database of PubMed which dated from the year of 2009 until present time. We used only articles that had in vitro researches on plain composite resin based restorative materials which are most used in dental practices around the world. Results: All the articles showed a small to a significant discoloration of the composite resins no matter of the chemical compound of the resin matrix, or the finishing technique. The colour difference varies between researches due to the different methods and materials used in them. For any discoloration to occur there are many intrinsic and extrinsic causes which vary from resin to resin. Conclusion: Composite resins are prone to discoloration which occurs from the substances that are part of our everyday consumption products. Discoloration can be slowed down with proper placement of the resins into the cavities, and adequate techniques of finishing and polishing.

PP.163. THE EFFECT OF VARIOUS LIQUIDS ON SURFACE HARDNESS OF DIFFERENT COMPOSITE RESINS

KIVRAK TC, GÖKAY O.

TUĞBA ÇONGARA KIVRAK -THE EFFECT OF VARIOUS LIQUIDS ON SURFACE HARDNESS OF DIFFERENT COMPOSITE RESINS-ANKARA UNIVERSITY FACULTY OF DENTISTRY, RESTORATIVE DENTISTRY

OSMAN GÖKAY -THE EFFECT OF VARIOUS LIQUIDS ON SURFACE HARDNESS OF DIFFERENT COMPOSITE RESINS-ANKARA UNIVERSITY FACULTY OF DENTISTRY, RESTORATIVE DENTISTRY

The aim of this study was to evaluate the effect of various food simulating liquids on surface hardness of two bulk fill composite resins (X-tra fill, X-tra base) and a nanohybrid composite resin (Grandio). Forty cylindrical specimens were prepared for each resin composites using a plexiglass mold (2 mm height and 8 mm diameter). All the specimens were polymerized by a LED curing unit on top side against a selluloid mylar strip for 20 s. Baseline hardness (VHN) from top surfaces of specimens were measured with a surface hardness tester. Then, they were divided into four groups (n:10) and stored in heptan, citric acid 0.02 N, ethanol (%50) and distilled water for 7 days. Hardness measurements were repeated the end of 24 h and 7 days. Mean values of groups were compared using analysis of variance (ANOVA) and Tukey-Kramer Multiple Comparison test ($p=0,05$). Statistically significant differences were observed among hardness value of composites in all test conditions. The least hardness value were found in a bulk fill composite resin (X-tra base) all of the liquids and baseline.