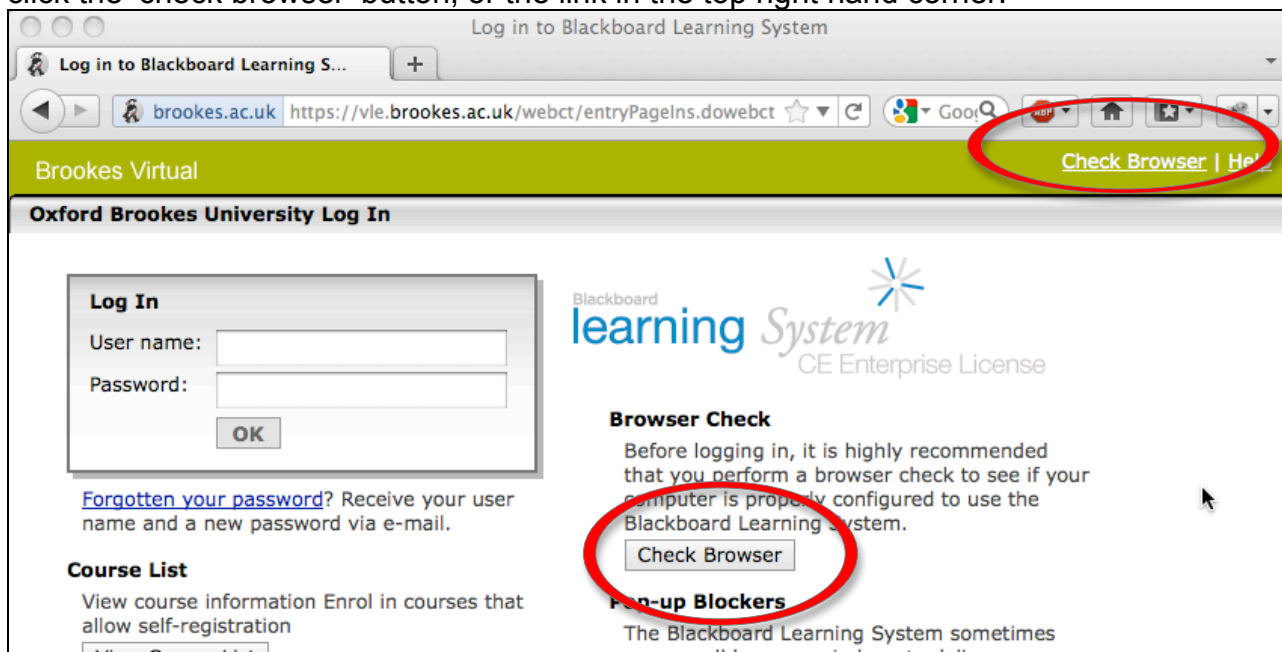


# BROOKES VIRTUAL BROWSER GUIDANCE

Start at the VLE (Virtual Learning Environment) log in page: <http://vle.brookes.ac.uk>, and click the 'check browser' button, or the link in the top right hand corner.








The screenshot shows the Blackboard Learning System login page. The browser address bar displays <https://vle.brookes.ac.uk/webct/entryPageIns.dowebct>. In the top right corner, there is a green navigation bar with a "Check Browser | Help" link circled in red. Below this, the page title is "Oxford Brookes University Log In". On the left, there is a "Log In" form with fields for "User name:" and "Password:", and an "OK" button. To the right of the form is the "Blackboard learning System CE Enterprise License" logo. Below the logo, there is a "Browser Check" section with a "Check Browser" button circled in red. The text in the "Browser Check" section reads: "Before logging in, it is highly recommended that you perform a browser check to see if your computer is properly configured to use the Blackboard Learning System." Below this, there is a "Pop-up Blockers" section with the text: "The Blackboard Learning System sometimes uses small browser windows to deliver".

## Why is it important to check your browser before logging in?

To make sure you will not encounter problems with incompatible technologies during the course. Uploading files and assignments are particularly prone to problems with unsupported browsers, and it is much harder for your tutors to support you if you access the course using an unsupported browser.


## Your browser-check results

If your results are all green ticks, you are using a supported browser, and can go ahead and log in.

	<b>Browser Check</b> This browser is validated for use with the Learning System. It appears that you are using <b>Firefox® Version 3.x</b> browser.
	<b>Cookies Check</b> Cookies are enabled. The Learning System uses a cookie to keep track of your current session. You must have cookies enabled so we can maintain your current state as you navigate through the application.
	<b>Javascript Check</b> Javascript is enabled. Almost every part of the Learning System relies on Javascript for the ability to generate interactive web pages. You must have Javascript enabled.
	<b>Pop-up Blocker Check</b> Pop-up blocker is turned off. The Learning System sometimes uses small browser windows to deliver requested content.
	<b>Java™ Check</b> It appears you are using Java 2 Runtime Environment version <b>1.6.0_17 (Apple Inc.)</b> .

## Failed browser test

The first result, for “Browser Check”, displays a red cross for several current browsers, such as some recent versions of Firefox (the result below was produced using Firefox 7.0), and Chrome. In most cases this simply means that the browser hasn’t been tested, but it still works, so **as long as all your other results are green ticks**, go ahead and use your preferred browser, but be aware that you might come across functions which don’t work as expected.

<b>Browser Check Results</b>	
This browser check will ensure your browser is configured so the complete functionality of this application is available to you. For each area checked, mandatory or recommended changes are indicated. For more information, see the <a href="#">Browser Tune-up Page</a> .	
<b>Errors were detected. Please scroll down to see the errors in your browser configuration.</b>	
	<b>Browser Check</b> This browser is either <b>non-validated or unsupported</b> for use with the Learning System. It appears that you are using <b>Firefox® Version Unknown</b> browser. You can view the full list of <a href="#">supported browsers</a> at our website.

If any of the other results show a red cross, use the help function in your browser to find the option that you need to change:

- Turn on cookies
- Turn on Javascript
- Turn off pop-up blocker (you can usually do this just for Brookes Virtual without affecting pop-ups from other sites)
- Turn on Java

## What if the browser check seems to do nothing?

Try again using a different browser (see below).

## Which browsers have been tested with Brookes Virtual?

### Microsoft Windows operating system

	Internet Explorer 8	Internet Explorer 7	Firefox 5.0	Firefox 3.6	Firefox 3.5
Windows XP	✓	✗	✓	✓	✓
Windows Vista	✓	✓	✓	✓	✓
Windows 7	✓	✗	✓	✓	✓

### Apple Mac OS operating system

	Safari 5.0	Safari 4.0	Safari 3.2	Firefox 5.0	Firefox 3.6	Firefox 3.5
Mac OS 10.5 "Leopard"	✓	✓	✓	✓	✓	✓
Mac OS 10.6 "Snow Leopard"	✓	✓	✗	✓	✓	✓

## Which browser do we recommend?

We recommend Firefox, which is free, and available for both Windows and Mac operating systems. You can download it here: <http://www.mozilla-europe.org/en/firefox/>.

## Web pages with more information

Our version of Blackboard is 8.0.5 (or 8.0 SP5).

<http://kb.blackboard.com/pages/viewpage.action?pageId=75071574>

<https://wiki.brookes.ac.uk/display/BVhelp/Virtual+Learning+Environment+%28VLE%29+-+Students>

EJL updated October 2011