



Golding, J., Gregory, S., Matthews, S. M., Smith, D., Suarez Perez, A., Bowring, C. E., Iles-Caven, Y. L., Birmingham, K. E., Pembrey, M. E., Suderman, M. J., & Northstone, K. (2020). Ancestral childhood environmental exposures occurring to the grandparents and great-grandparents of the ALSPAC study children. *Wellcome Open Research*, 5(207). <https://doi.org/10.12688/wellcomeopenres.16257.1>

Publisher's PDF, also known as Version of record

License (if available):
CC BY

Link to published version (if available):
[10.12688/wellcomeopenres.16257.1](https://doi.org/10.12688/wellcomeopenres.16257.1)

[Link to publication record in Explore Bristol Research](#)
PDF-document

This is the final published version of the article (version of record). It first appeared online via [insert publisher name] at [insert hyperlink] . Please refer to any applicable terms of use of the publisher.

University of Bristol - Explore Bristol Research







General rights

This document is made available in accordance with publisher policies. Please cite only the published version using the reference above. Full terms of use are available:
<http://www.bristol.ac.uk/red/research-policy/pure/user-guides/ebr-terms/>



DATA NOTE

Ancestral childhood environmental exposures occurring to the grandparents and great-grandparents of the ALSPAC study children [version 1; peer review: 2 approved]

Jean Golding , Steven Gregory , Sarah Matthews, Daniel Smith , Almudena Suarez-Perez, Claire Bowring , Yasmin Iles Caven , Karen Birmingham, Marcus Pembrey, Matthew Suderman, Kate Northstone 

Bristol Medical School (PHS), University of Bristol, Bristol, BS8 2BN, UK

V1 First published: 04 Sep 2020, 5:207
<https://doi.org/10.12688/wellcomeopenres.16257.1>
 Latest published: 04 Sep 2020, 5:207
<https://doi.org/10.12688/wellcomeopenres.16257.1>

Abstract

Background: Cohort studies tend to be designed to look forward from the time of enrolment of the participants, but there is considerable evidence that the previous generations have a particular relevance not only in the genes that they have passed on, their cultural beliefs and attitudes, but also in the ways in which previous environmental exposures may have had non-genetic impacts, particularly for exposures during fetal life or in childhood.




Methods: To investigate such non-genetic inheritance, we have collected information on the childhoods of the ancestors of the cohort of births comprising the original Avon Longitudinal Study of Parents and Children (ALSPAC). The data collected on the study child's grandparents and great grandparents comprise: (a) countries of birth; (b) years of birth; (c) age at onset of smoking; (d) whether the ancestral mothers smoked during pregnancy; (e) social class of the household; (f) information on 19 potentially traumatic situations in their childhoods such as death of a parent, being taken into care, not having enough to eat, or being in a war situation; (g) causes of death for those ancestors who had died. The ages at which the individual experienced the traumatic situations distinguished between ages <6; 6–11, and 12–16 years. The numbers of ancestors on which data were obtained varied from 1128 paternal great-grandfathers to 4122 maternal great grandmothers. These ancestral data will be available for analysis to *bona fide* researchers on application to the ALSPAC Executive Committee.

Keywords

ALSPAC, grandparents, great-grandparents, childhood trauma, transgenerational response

Open Peer Review

Reviewer Status  

	Invited Reviewers	
	1	2
version 1		
04 Sep 2020	report	report
1. Richard E. Tremblay , University of Montreal, Montreal, Canada		
2. Peter Elias  , University of Warwick, Coventry, UK		

Any reports and responses or comments on the article can be found at the end of the article.



This article is included in the [Avon Longitudinal Study of Parents and Children \(ALSPAC\)](#) gateway.

Corresponding author: Jean Golding (jean.golding@bristol.ac.uk)

Author roles: **Golding J:** Conceptualization, Funding Acquisition, Investigation, Project Administration, Resources, Supervision, Writing – Original Draft Preparation, Writing – Review & Editing; **Gregory S:** Formal Analysis, Writing – Review & Editing; **Matthews S:** Data Curation, Writing – Review & Editing; **Smith D:** Data Curation, Supervision; **Suarez-Perez A:** Data Curation, Writing – Review & Editing; **Bowring C:** Data Curation, Methodology, Validation; **Iles Caven Y:** Funding Acquisition, Project Administration, Writing – Review & Editing; **Birmingham K:** Methodology, Writing – Review & Editing; **Pembrey M:** Conceptualization, Funding Acquisition, Writing – Review & Editing; **Suderman M:** Methodology, Writing – Review & Editing; **Northstone K:** Data Curation, Methodology, Supervision, Writing – Review & Editing

Competing interests: No competing interests were disclosed.

Grant information: The UK Medical Research Council and Wellcome Trust (Grant ref: 217065) and the University of Bristol provide core support for ALSPAC. This publication is the work of the authors and Jean Golding will serve as guarantors for the contents of this paper. A comprehensive list of grants funding is available on the ALSPAC website (<http://www.bristol.ac.uk/alspac/external/documents/grant-acknowledgements.pdf>). This data collection was specifically funded by the John Templeton Foundation (Grant ref: 60828). *The funders had no role in study design, data collection and analysis, decision to publish, or preparation of the manuscript.*

Copyright: © 2020 Golding J *et al.* This is an open access article distributed under the terms of the [Creative Commons Attribution License](#), which permits unrestricted use, distribution, and reproduction in any medium, provided the original work is properly cited.

How to cite this article: Golding J, Gregory S, Matthews S *et al.* **Ancestral childhood environmental exposures occurring to the grandparents and great-grandparents of the ALSPAC study children [version 1; peer review: 2 approved]** Wellcome Open Research 2020, 5:207 <https://doi.org/10.12688/wellcomeopenres.16257.1>

First published: 04 Sep 2020, 5:207 <https://doi.org/10.12688/wellcomeopenres.16257.1>

Introduction

A fundamental aim of life-course epidemiology is to understand the determinants of developmental variation in the population and how this relates to health and wellbeing. There is international recognition of the importance of environmental factors such as diet, smoking, social circumstances and stressful events, in influencing child growth, behaviour and neurocognitive development (Golding *et al.*, 2009). In parallel, there is considerable evidence from twin, adoption and family studies that most of these outcomes have a strong familial component (Golding, 2009). Nevertheless, genome wide association studies of DNA variants often explain little of the heritability of the trait/condition (e.g. Rich, 2016), so other aspects of inheritance need to be considered.

Growing evidence indicates that the effects of exposures can be transmitted to the next or subsequent generations in some way. These effects are called *intergenerational* if the exposure could have reached the germ cells leading to the next generation(s), or *transgenerational* if this is not the case. The latter implies that some molecular ‘memory’ of the ancestral exposure is being passed down via the gametes; a prime candidate being transgenerational epigenetic inheritance (Sharma, 2017).

There is strong animal-based experimental evidence for these phenomena, but little to date in humans. In line with animal experiments, there is observational evidence that parental and ancestral early-life experiences contribute to developmental variation in humans, beyond that attributable to ecological and cultural transmission or classic genetic inheritance (reviewed in Pembrey *et al.*, 2014). Historical studies from Överkalix in Sweden showed associations between the paternal grandfathers’ food supply in mid-childhood (before the onset of puberty – historically 9–11 years of age) with both longevity and deaths from diabetes in grandchildren (Bygren *et al.*, 2001). Subsequent analysis indicated some sex-specificity in these transgenerational associations such that the paternal grandfather’s food supply was linked to the mortality rate in grandsons but not granddaughters (Pembrey *et al.*, 2006). This has been independently replicated (Vågerö *et al.*, 2018).

In contrast, exposure of the paternal grandmother *prenatally* and in infancy to times of very poor harvests were associated with significantly increased mortality rates of her granddaughters but not her grandsons (Pembrey *et al.*, 2006). Thus, the presumed transmission of these effects is from the *in-utero* exposure of the paternal grandmother to her son and subsequently to his daughter.

A study of exposure in mid-childhood to the German 1916–18 famine looked at economic and related outcomes in later generations. Exposure of the paternal grandfather was associated with better mental health scores in his grandsons. There was also some indication of a similar positive association between the maternal grandmother’s adverse exposure and her granddaughter’s well-being. Exposures at around the age of

9 years were shown to have the greatest effect (Van Den Berg & Pinger, 2016). The authors suggested that the effects reflected biological responses to adaptive expectations about scarcity in the environment, and as such they could be seen as a correctional mechanism, with marked implications for the offspring. However, several authors have raised the question as to whether effects shown with exposure to famine are actually the consequences of psychological stress, thus complicating the interpretation of which exposures might be inducing intergenerational effects (Yehuda *et al.*, 2008).

When designing the current data collection, the above features in the literature, were considered together with our own studies showing that fathers who started smoking prior to 11 years had offspring who had greater fat mass in late adolescence (Golding *et al.*, 2019), and parents who described their mid-childhood (6–11 years) as less than very happy (an indicator of possible stress) had children who were at increased risk of poor motor coordination (Golding *et al.*, 2014).

The aim of this data collection was to provide information for ourselves and other scientists to identify exposures to the study grandparents and great-grandparents occurring during pregnancy or their childhoods that may have had an inter/trans-generational impact on the study parents and/or their children (see Figure 1 for pictorial depiction of the different routes of inheritance and the nomenclature used in this paper).

Methods

Participants

A total of 14,541 pregnant women resident in the former county of Avon in South West England were recruited into the ALSPAC study. These mothers all had an expected delivery date between the 1st April 1991 and 31st December 1992. From these pregnancies, there were a total of 14,676 fetuses and 14,062 live births. Of these children, 13,988 were still alive at 1 year of age. Mothers were considered enrolled if they had returned at least one questionnaire or attended a “Children in Focus” clinic by 19th July 1999. At the age of 7, the study team reached out to mothers who had previously not been included in the study and recruited additional eligible families in order to boost the number of participants. As such, from the age of 7 the total sample number is 15,454 pregnancies, resulting in 15,589 fetuses, of which 14,901 were alive at 1 year of age (Boyd *et al.*, 2013; Fraser *et al.*, 2013; Northstone *et al.*, 2019). In order to protect the confidentiality of the sample, data from triplet and quadruplet pregnancies have been removed as these children were considered to be at risk of identification. ALSPAC is continuing to monitor all families in the study and are recruiting the Children of the Children of the 90s (Lawlor *et al.*, 2019).

Following the advice of the ALSPAC Ethics and Law Committee, partners were originally recruited into the study only if the enrolled mothers wished them to be included. Questionnaires were sent to the mother who then passed the questionnaire on to the partner with a separate pre-paid return envelope. This

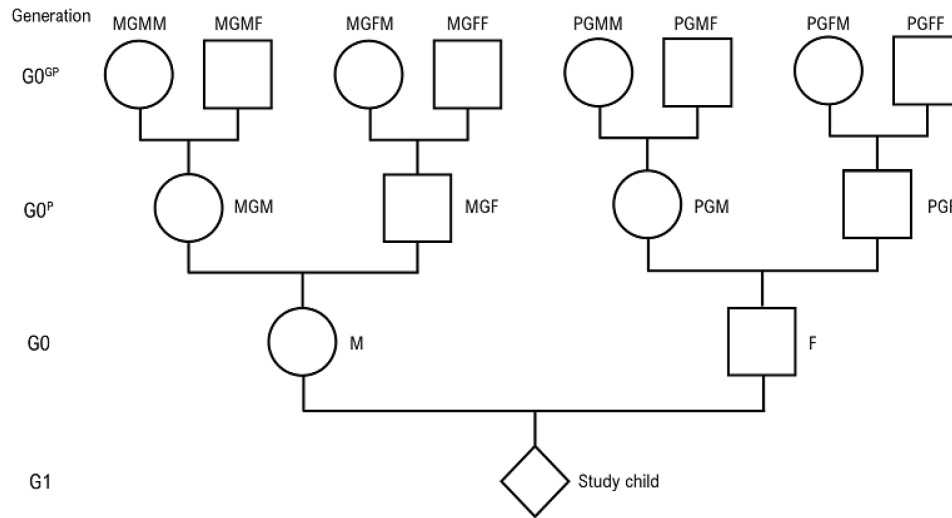


Figure 1. Diagram showing the relationships and nomenclature of the great-grandparents (G0^{SP}) and grandparents (G0^P) with the parents (G0) and the study child (G1).

method meant that ALSPAC were unable to follow up or communicate directly with the partners (Birmingham, 2018). Therefore, the numbers of partners' questionnaires returned were less than those received for the mother's questionnaires. In all, around 75% of the partners participated in the study at some stage.

The nomenclature used here

For the past 10 years the parents of the study children have been known as the G0s and their offspring, the actual Children of the Nineties, as the G1s (G representing generation). The subsequent births (Children of the Children of the Nineties or CoCo90s) have been referred to as the G2s. This works well. However, when referring back to ancestors it has often been found confusing and sometimes ambiguous, to refer to these as the G1s or G2s. We therefore have changed the nomenclature when discussing these ancestors, and will henceforth use G0^P to denote the parents of the G0 population (i.e. the grandparents of the G1s), and G0^{SP} for the grandparents of the G0s (i.e. the great grandparents of the G1s) (Figure 1).

The ancestral questionnaires

Questionnaires were designed to ascertain information from the study mothers and (the presumed biological) fathers [G0] concerning each of six relatives: their two parents (the study child's grandparents) [G0^P] and their four grandparents (the study child's great grandparents) [G0^{SP}]. To avoid confusion, a family tree was provided, with each ancestor allocated a different colour. For example, see Figure 2 - the family tree for study mothers; a similar tree but with different colours was provided for the study fathers. Each parent was invited to complete the tree for their own use with the names of each ancestor. Each set of questions was outlined with the relevant background colour for that relative (Extended data: Family

History Questionnaire; Iles Caven *et al.*, 2020). The nomenclature used in the questionnaires for each individual in the family tree is indicated in Box 1.

Box 1. Questionnaire nomenclature	
Maternal line	
M	Mother
MGM	Maternal grandmother
MGMM	Maternal grandmother's mother
MGMF	Maternal grandmother's father
MGF	Maternal grandfather
MGFM	Maternal grandfather's mother
MGFF	Maternal grandfather's father
Paternal line	
F	Father
PGM	Paternal grandmother
PGMM	Paternal grandmother's mother
PGMF	Paternal grandmother's father
PGF	Paternal grandfather
PGFM	Paternal grandfather's mother
PGFF	Paternal grandfather's father

The initial question to the respondent established the study participant's relationship to the study child [G1]. If they were

Your Family History

Please use this diagram to help complete the family history questions. You can add your ancestors' names above each box. The colour of each box matches the colour at the top of each section of the questionnaire.

Please do not return this diagram with the questionnaire.

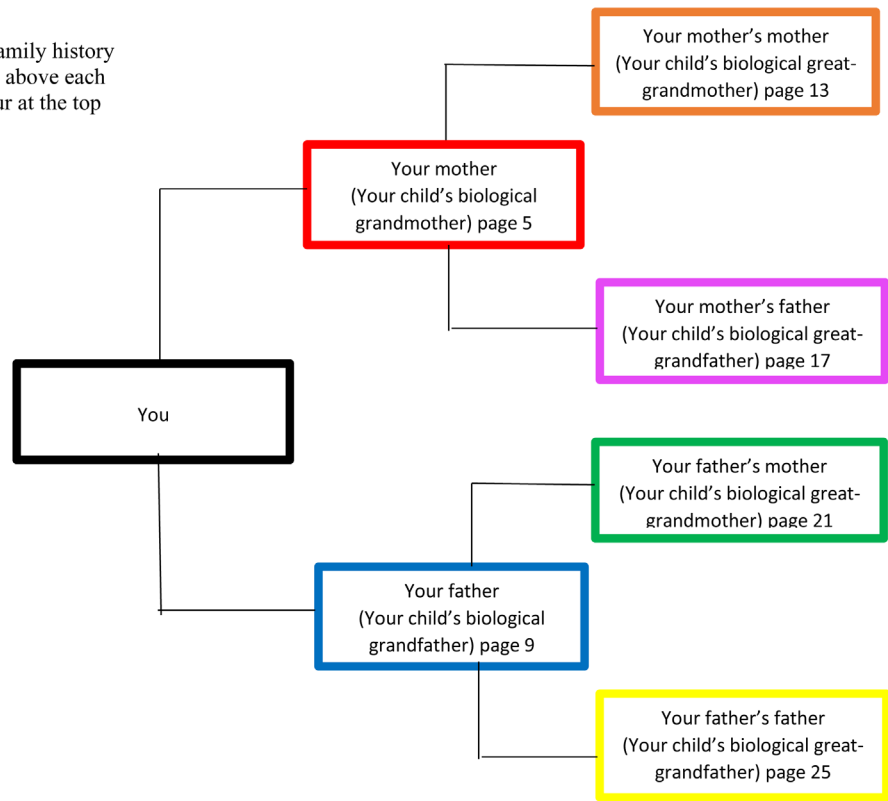


Figure 2. The form sent with the questionnaire for the parent to fill in and use as an aide memoire.

known not to be the biological parent, they were asked to complete the questions for the study child's biological ancestors, if possible.

Further questions about each of the ancestors included their date of birth and place of birth (i.e. country and town or village); if they moved during childhood and if so, where to and at what age; if they were still alive and if not, their age at death or date of death, place of death and cause of death. They were also asked about each of their ancestors' occupation(s); number and gender of their siblings; if siblings were older, younger or a twin and if so, identical or non-identical; if they smoked during childhood and if so, at what age they started; for female ancestors only, whether they smoked when pregnant with the study child's direct ancestor (i.e. with the study child's mother or father [G0] or grandparents [G0^P]).

The potentially traumatic situations concerned whether the ancestor had: suffered from a serious illness; attended boarding school; been taken into care by family or others; had been in a war situation; became a refugee; had been subjected to violence, directly or whether there was violence in their home; not enough to eat at times or had an unhappy childhood. In addition, during their childhood whether any of the following had occurred to their parents including whether either had died,

been seriously ill, been in a war situation or become a refugee. Finally, they were asked to describe any other major events or additional comments concerning their ancestor's childhood. The questionnaires were approved by the ALSPAC Ethics and Law Committee on 26th February 2018 (Ref 60602).

Distributing the questionnaires

The questionnaire was available to complete in either online or paper format. Participants were not contacted if our administrative database record indicated that they were deceased, had withdrawn from the study, had declined further contact or had declined to complete questionnaires.

The questionnaire was sent to 9149 mothers and 3230 enrolled fathers [G0] (n= 12,379). Where the mother did not have a linked enrolled father on the database, they were asked if they were happy to send a questionnaire on to their partner to complete about his ancestors. In all 411 mothers requested a paper questionnaire to be sent to them to pass on to the non-enrolled study fathers, 405 were actually sent out.

The G0 participants with an email address were sent an initial email invite (with an online questionnaire link) at the beginning of June 2018, followed by a series of reminder emails, letters and paper copies of the questionnaire to participants who

had not responded. G0 participants without an email address were sent an initial letter of invitation followed by two paper copies of the questionnaire to those who had not responded (Figure 3).

Participants received a £10 shopping voucher for completing the questionnaire and, provided they were happy for this to happen, they were entered into a prize draw to win one of three iPads.

Completed paper questionnaires were scanned into electronic data using Teleform data capture software. Data collection for the online questionnaires were collected and managed using REDCap (electronic data capture tools hosted at the University of Bristol (Harris *et al.*, 2009; Harris *et al.*, 2019)).

Coding the questionnaires

For questions concerning moving during childhood and traumatic childhood experiences (questions 2 and 3 within each section),

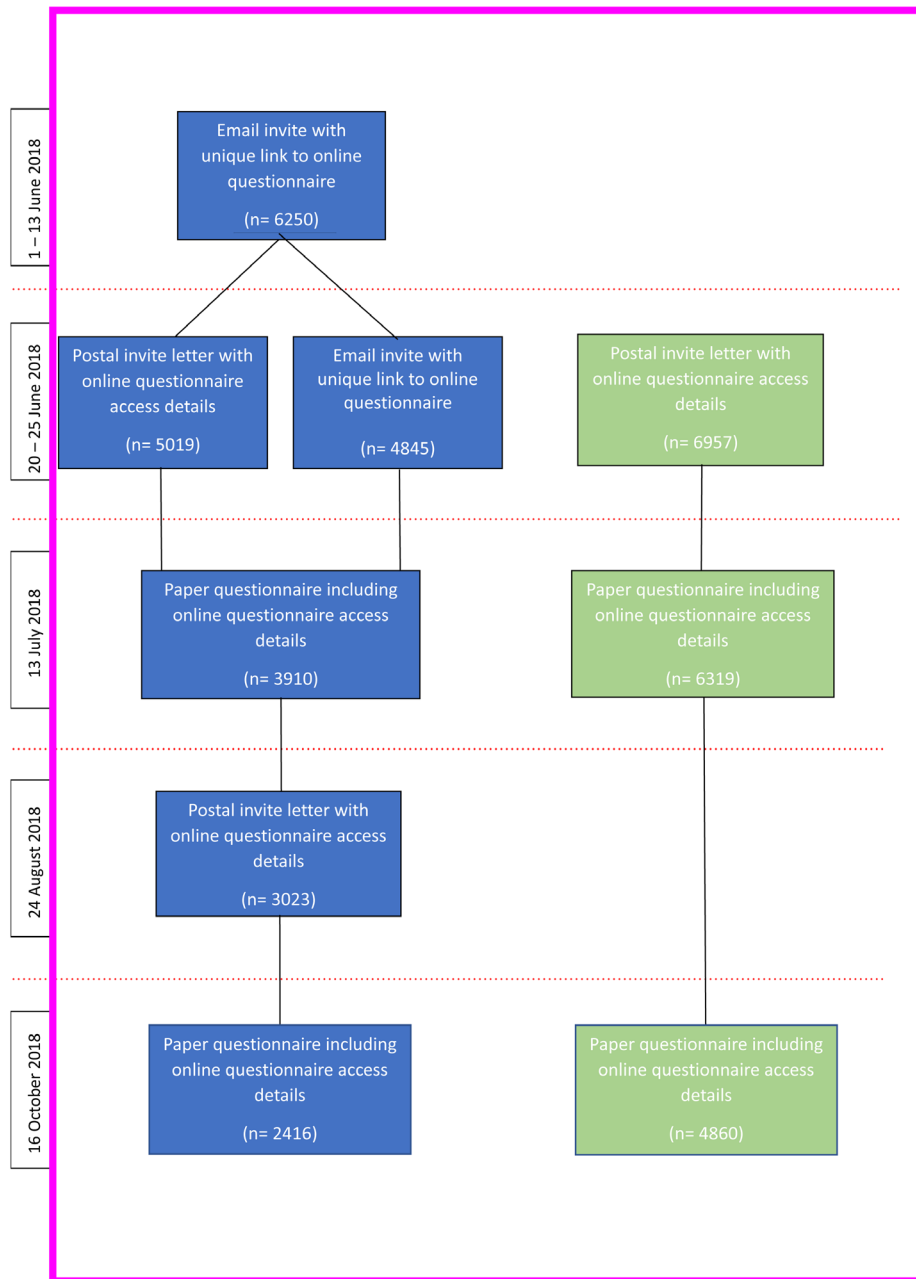


Figure 3. Flow diagram concerning the invitations and reminders sent to the study parents (G0s).

there were potential pitfalls and complications. Each such question (Appendix 1) allowed six different responses: four positive (yes <6, yes 6–11, yes 12–16 and yes, age not known), one negative (did not happen) and one don't know (unknown if happened or not). The setup of REDCap meant that six binary variables were generated for each of these questions. Given the strategy of labelling the binary variables yes/no, a positive response may indicate a negative event (e.g., answering “yes” to “maternal grandmother did not move during childhood”, to indicate not moving). For these questions there was also a “don't know” option; this means that a lack of response to “maternal grandmother did not move during childhood” does not mean that they did move during childhood, as the respondent could have answered “don't know” to this other question. To help improve clarity for researchers using these data, for each question the first four variables have been put to missing if “don't know” was ticked. A new variable was derived from these six responses to identify those who had experienced the event at any age (including age NK) and those known not to have had such a history.

Much of the text data from this questionnaire has been coded into numeric variables in order to be readily accessed by researchers. These include: country of birth (based on ISO 3166-1 codes <https://www.iso.org/obp/ui/#search>), and stated cause of death using self-generated codes. Social class data has been derived from occupational text which was coded using Computer Assisted Structured Coding Tool (CASCOT). This software uses the UK standards developed by the Office for National Statistics and is available from the Warwick Institute for

Employment Research using UK SOC 2010 v.7 (<https://warwick.ac.uk/fac/soc/ier/software/cascot/>).

Ethical approval and consent

Prior to commencement of the study, approval was sought from the ALSPAC Ethics and Law Committee and the Local Research Ethics Committees (Birmingham, 2018). Informed consent for the use of data collected via questionnaires and clinics was obtained from participants following the recommendations of the ALSPAC Ethics and Law Committee at the time. Questionnaires were completed in the participants own home and return of the questionnaires was taken as continued consent for their data to be included in the study. Full details of the approvals obtained are available from the study website (<http://www.bristol.ac.uk/alspac/researchers/research-ethics/>). Study members have the right to withdraw their consent for elements of the study or from the study entirely at any time.

The data collected

Overall, 4660 and 2182 completed questionnaires were received from the study mothers and fathers respectively. Of these, 65% and 66% were completed online, and the remainder on paper. Only 0.1% and 4.1% of those who replied stated they were not the biological parent – they almost entirely described themselves as step-parents. They were asked to reply with the information relevant to the biological parent. The numbers of details received varied with the relationship, with about twice as many sets of information related to the maternal line compared with the paternal line (see Column A in Table 1). Not surprisingly, more was known about the grandparents than the great-grandparents.

Table 1. Features of the grandparents and great-grandparents.

Ancestor	A	B	C	D %	E %	F %	G %	H %
MGM	4122	1905-1962	1934	16.1	17.9	25.0	12.8	10.6
MGF	3981	1898-1959	1931	16.6	45.8	-	12.8	11.1
MGMM	3116	1866-1940	1904	19.3	17.2	14.1	6.6	26.2
MGMF	2685	1810-1940	1901	19.2	60.5	-	7.5	24.6
MGFM	2497	1859-1944	1901	19.9	16.1	12.2	7.6	24.8
MGFF	2224	1803-1940	1899	18.9	64.9	-	7.4	27.1
PGM	2182	1899-1952	1930	17.4	17.1	22.8	13.1	11.1
PGF	1900	1878-1950	1927	17.8	42.1	-	12.3	11.4
PGMM	1363	1858-1940	1900	21.0	16.2	11.6	8.7	26.1
PGMF	1231	1860-1930	1898	20.3	60.2	-	7.6	22.5
PGFM	1173	1860-1927	1898	19.6	15.2	10.1	7.3	25.4
PGFF	1128	1850-1938	1896	18.9	60.5	-	7.0	24.5

A=Numbers of individuals for whom information was available; B = range of years of birth; C = median year of birth; D = proportion [n] born outside of England; E = proportion [n] who had started to smoke in childhood; F = proportion of mothers who had smoked during the pregnancy; G = proportion who were 'only' children, and H = proportion with more than five siblings.

Nevertheless, data were provided for over 1100 ancestors in the paternal line and over 2100 ancestors in the maternal line.

Demographic data

Information on the years of birth of each of the 12 ancestors are shown in Columns B and C of [Table 1](#). The median year of birth of the maternal and paternal grandparents was in the period 1927–1934 – i.e. after the First World War and before the Second. On average, the paternal grandparents were born about three years before the maternal grandparents both between genders overall and within pairs of grandparents. A similar pattern was shown for the great-grandparents. For all the male ancestors there was a wide range in their years of birth; the majority of great grandfathers were born before the First World War.

The proportion of each group of ancestors born outside England is shown in Column D of [Table 1](#). This shows that 16–17% of grandparents and slightly more great-grandparents (19–21%) were born outside of England. This mainly included the rest of the British Isles and countries that were then in the British Empire.

The number of younger and older brothers and sisters were ascertained for each ancestor. The size of the tails of the distribution of the total numbers of siblings (which ranged from 0 to 24) are shown in Columns G and H of [Table 1](#). In general, 12–13% of grandparents were ‘only’ children, but fewer great-grandparents (7–8%) were in this category. At the other end

of the distribution, about 11% of grandparents had 6 or more siblings, but this was true of 24–27% of the great-grandparents.

Smoking

The questions on smoking concerned smoking in childhood (i.e. <17) and, for the female ancestors, whether they had smoked when pregnant with the next in line. Thus, for the MGM or PGM groups, this would refer to whether they smoked when pregnant with the study mother or father respectively; For the great-grandmothers, whether they smoked in the pregnancy resulting in the birth of the grandparent. The numbers answering each question are shown in columns E and F of [Table 1](#). There is a large difference in the onset of regular smoking in childhood between the male and female ancestors. For the great-grandfathers about 60% had started smoking in childhood in comparison with about 16% of great-grandmothers. However, more of the great-grandmothers were smoking at the time of pregnancy (23–25%). For the actual age at which the male and female ancestors had started to smoke regularly, few had reported doing so before 11 years of age, and most reported that this habit had started when they were aged 14 (the earliest school leaving age, and probably the age at which they started work or an apprenticeship).

Causes of death

The causes of death of those ancestors who had died were written as text, and subsequently coded. Separate codes were created for 34 types of condition. These have been condensed into the eight groups shown in [Table 2](#). This shows that there

Table 2. Numbers of ancestors for whom causes of death have been given, and the numbers that were still alive in autumn 2018.

Ancestor	A	B	C	D	E	F	G	H	All Known ^a	% Alive ^b
MGM	122	171	73	35	373	177	622	333	1655	57.5
MGF	104	137	133	78	773	244	884	423	2429	35.0
MGMM	347	142	57	59	728	224	518	363	2201	1.2
MGMF	128	48	137	92	696	184	468	277	1881	<0.5
MGFM	254	101	44	45	502	147	356	246	1544	0.8
MGFF	95	20	91	80	504	161	348	200	1376	<0.5
PGM	109	101	32	29	222	96	323	194	985	44.7
PGF	82	62	69	40	415	114	439	270	1313	25.9
PGMM	172	45	16	19	205	69	196	129	774	0.8
PGMF	62	14	45	41	257	67	196	103	724	<0.7
PGFM	135	42	8	24	128	50	146	107	591	<0.9
PGFF	64	13	56	49	202	67	139	98	640	<0.8

Causes of death: A = multiple problems / old age; B = Dementia; C = Lung problems/COPD; D = Accident/violence/suicide; E = Cardiovascular; F = Infections; G = Cancer; H = Miscellaneous causes.

^aNo. with known causes of death; ^bPercentage of the total numbers in Column A of [Table 1](#)

were numerically more deaths among the male ancestors (MGF, MGMF, MGFF, PGF, PGMF, PGFF) than their female counterparts (MGM, MGMM, MGFM, PGM, PGMM, PGFM) for lung problems and deaths associated with violence (Columns C and D), whereas the female ancestors were more likely to be reported as dying with dementia and with multiple problems including old age (Columns A and B). It must be remembered, however, that many of the G0 ancestors were still alive at the time the questionnaires were completed (2019).

Potentially traumatic situations in childhood

As shown in Appendix 1, the questionnaire enquired about 19 different situations that the ancestor may have experienced during their childhoods. For each situation, the age at which the situation occurred was asked, with the following possible options: < 6 years; 6–11 years; 12–16 years; occurred in childhood but age not known. The numbers experiencing such situations at any age are shown for the maternal and paternal ancestors in Table 3. Not surprisingly, given the years in which they were

Table 3. The numbers of the mothers' (A) and fathers' (B) ancestors who reported having experienced potentially traumatic situations in childhood. For each situation, the age group at which it occurred is available.

Situation in childhood	MGM	MGMM	MGMF	MGF	MGFM	MGFF
(A) Mothers' ancestors						
Seriously ill	745	169	122	483	77	63
Boarding school	252	67	83	306	27	61
Taken into care by family	176	105	60	192	64	45
Taken into care – other	194	73	44	147	44	30
In war situation	2602	1521	1181	2474	988	828
Refugee	75	26	18	91	15	11
Subjected to violence	163	57	69	229	21	57
In a violent household	190	69	50	225	32	46
Not enough to eat	811	534	370	755	297	237
Was unhappy	711	156	101	460	97	67
Her/his mother died	401	300	214	382	207	123
Her/his mother was seriously ill	541	214	127	355	135	62
Her/his mother was in a war situation	2519	1036	721	2236	607	476
Her/his mother was a refugee	48	17	11	34	15	7
Her/his father died	619	317	214	632	204	140
Her/his father was seriously ill	521	161	87	451	97	49
Her/his father was in a war situation	2414	970	684	2200	565	459
Her/ his father was a refugee	36	18	11	31	13	8
Other trauma (described)	452	148	109	310	110	79
(B) Fathers' ancestors						
Seriously ill	224	59	37	190	23	20
Boarding school	111	18	35	133	13	42
Taken into care by family	98	37	25	84	21	15
Taken into care – other	81	15	14	57	19	17
In war situation	1207	532	416	1133	354	319
Refugee	30	8	7	34	5	<5
Subjected to violence	50	14	20	66	6	17

Situation in childhood	MGM	MGMM	MGMF	MGF	MGFM	MGFF
In a violent household	55	14	17	59	<5	14
Not enough to eat	344	177	119	324	119	99
Was unhappy	200	27	30	153	17	16
Her/his mother died	228	87	70	235	73	54
Her/his mother was seriously ill	189	55	29	165	33	22
Her/his mother was in a war situation	1163	316	244	1029	224	172
Her/his mother was a refugee	21	6	<5	25	5	<5
Her/his father died	314	103	76	319	73	76
Her/his father was seriously ill	217	42	33	201	26	29
Her/his father was in a war situation	1093	298	223	1012	209	166
Her/ his father was a refugee	18	5	7	19	<5	<5
Other trauma (described)	157	37	33	140	29	30

born, the most common situations concerned either themselves or their parents being in a war. The next most common situation reported was that there was not enough to eat. Relatively few reported being refugees, but other frequent traumas included a parent being seriously ill or dying, being subjected to violence or being taken into care.

The variable nomenclature

There are a large number of variables created for this project. The variable numbering system is indicated in [Table 4](#).

Discussion

As far as we are aware, this is the first cohort study to have attempted to obtain information on the childhoods of the ancestors of the study cohort. As will have been seen, there are many gaps in the information collected on grandparents and especially great-grandparents in the study. Nevertheless, there are a number of instances where there are sufficient numbers available, and therefore sufficient statistical power, for analysis of possible consequences to the G1 generation when using continuous variables that may be available on them.

It is crucial that there is some evaluation of the validity of the data themselves. There are indirect signs of validity in that the rate of smoking of the ancestors was much higher among the men than the women, with reported onset of smoking at age 14, which was the school leaving age, and will have been the age at which they will most likely have started work. These reports reflect accurately what is known about smoking in Britain in the first half of the twentieth century ([Forey et al., 2016](#))

We have therefore carried out a validity study whereby the questionnaire results are compared with those from in-depth

interviews with the participating parent. The results will be the subject of a separate data note. In addition, we are able to compare the results of data collected from both mothers and fathers on the study grandmothers' prenatal smoking habits during pregnancy with the results in this survey, 27–28 years later. The results are particularly gratifying in that there was good test-retest reliability ($\kappa = 0.44$ for mothers; 0.84 for fathers).

One of the intriguing aspects of this data collection is the evidence of the frequency of potentially stressful situations experienced by these ancestors, particularly in regard to aspects such as exposure to war, domestic violence and other traumatic events (described in more detail by [Birmingham et al., 2020 under review](#)). The most common event recorded in this study was exposure to war during childhood. Although it is assumed that such an event is traumatic, there is much evidence that many children, particularly boys, thrived during the war - they enjoyed watching dog fights overhead and exploring bomb-sights for pieces of shrapnel, which they traded with one another (e.g. [Courtenay, 2000](#)). It is only in exceptional circumstances that the exposure to the Second World War in Britain exposed children to extreme deprivation. Nevertheless, in this study we have shown that there were considerable numbers of ancestors described as experiencing being hungry as well as being exposed to violence of various sorts. The identity of the various events that we have documented that might have longitudinal consequences on the subsequent generation(s) is available for exploration.

Although the aim of the principle investigators (JG and MP) was to use the data to look at transgenerational effects of exposures in preceding generations, there are many other research questions that can be addressed by these data.

Table 4. The structure of the variable labels for the 12 different ancestors.

Question no. ^a	Variable ^b	Description
G0	W*000_M	Mother able to answer questions about this ancestor
G1	W*010_M	Year of birth
G1a	W*011_M	Born in England
DV	W*015_M	Place/country of birth
G2	W*022_M W*023_M W*024_M W*025_M W*026_M	Moved area in childhood
G3a	W*030_M W*031_M W*032_M W*033_M W*036_M	Seriously ill in childhood
G3b	W*040_M W*041_M W*042_M W*043_M W*046_M	Went to boarding school
G3c...G3r
G3s	W*210_M W*211_M W*212_M W*213_M W*216_M	Other major event in childhood
G4	W*220_M	Smoked regularly in childhood
G4a	W*221_M	Age started smoking
G5	W*230_M	No. of siblings
G5a	W*231_M	No. younger brothers
G5b	W*232_M	No. younger sisters
G5c	W*233_M	No. older brothers
G5d	W*234_M	No. older sisters
G5e	W*235_M	Whether a twin
G5f	W*236_M	Whether an identical twin
G7	W*251_M	Social Class (based on occupation)
G8	W*260_M	Whether still alive
G8a	W*261_M	Age at death
G8bmm	W*263_M	Month of death
G8byyyy	W*262_M	Year of death

^aThis should be substituted by the following numbers, depending on the ancestor: MGM/PGM = 2; MGF/PGF=3; MGMM/PGMM=4; MGMF/PGMF=5; MGFM/PGFM=6; MGFF/PGFF=7.

^bThe question number is preceded by a different letter for each ancestor as shown in the Questionnaire in Appendix 1: MGM/PGM = B; MGF/PGF=C; MGMM/PGMM=D; MGMF/PGMF=E; MGFM/PGFM=F; MGFF/PGFF=G.

^bThe paternal line is as above but instead of 'M' insert 'F'

Strengths and limitations

The major strength of this data set is that, to our knowledge, it is unique. Although some data linkage of records in the Scandinavian and other countries may be able to examine certain aspects of transgenerational effects, there has been no systematic collection of evidence of potentially traumatic environmental effects occurring in childhood. The fact that these data were collected from a geographically based population of individuals, unselected by aspects such as health or education, provides an added advantage, as does the wealth of data available on the G0 and G1 generations to which these historical reports are linked.

There are limitations to the study, however. Firstly, we show that there is often incomplete knowledge from the study participants as to the childhoods of their ancestors. Secondly, although we have tested validity using a test-retest paradigm, this does not compare with a gold standard. Thirdly, for comparative purposes there are rarely any studies with which any results may be directly compared.

Conclusions

There are many reasons why it may be important to determine whether ancestral exposures may have a detectable effect on the outcomes of future generations. There have been few studies aimed at making such determinations. By collecting the information described here on the great-grandparents (G0^{gp}) and grandparents (G0^p) of the children (G0) taking part in the ALSPAC cohort, and linking such data to the wealth of information collected on them and their study parents (G0) and their own children (G2), the potential to look intergenerationally and trans-generationally at ancestral fetal and childhood exposures is available. To our knowledge this is the first birth cohort study to have collected information on five generations of the same family.

Data availability

Underlying data

ALSPAC data access is through a system of managed open access. The steps below highlight how to apply for access to the data included in this data note (project B2362) and all other ALSPAC data:

1. Please read the [ALSPAC access policy \(PDF, 844kB\)](#) which describes the process of accessing the data and samples in detail, and outlines the costs associated with doing so.
2. You may also find it useful to browse our fully searchable [research proposals database](#), which lists all research projects that have been approved since April 2011.
3. Please [submit your research proposal](#) for consideration by the ALSPAC Executive Committee. You will receive a response within 10 working days to advise you whether your proposal has been approved.

Extended data

Figshare: Ancestral childhood environmental exposures occurring to the grandparents and great-grandparents of the ALSPAC study children: Family History Questionnaire. <https://doi.org/10.6084/m9.figshare.12866597> (Iles Caven *et al.*, 2020).

This project contains the family history questionnaire used to generate the data described in this note.

Extended data are available under the terms of the [Creative Commons Attribution 4.0 International license](#) (CC-BY 4.0).

Acknowledgements

We are extremely grateful to all the families who took part in this study, the midwives for their help in recruiting them, and the whole ALSPAC team, which includes interviewers, computer and laboratory technicians, clerical workers, research scientists, volunteers, managers, receptionists and nurses.

Please note that the study website contains details of all the available data through a fully searchable data dictionary and variable search tool: <http://www.bristol.ac.uk/alspac/researchers/our-data/>

The ALSPAC team have also provided a Questionnaire Topic guide which summarises the topics in each questionnaire: <http://www.bristol.ac.uk/media-library/sites/alspac/documents/questionnaires/questionnaire-topic-guide.pdf>

References

- Birmingham K: **Pioneering ethics in longitudinal studies.** The early development of the ALSPAC Ethics & Law Committee, Bristol: Policy Press. 2018. [Publisher Full Text](#)
- Birmingham K, Iles-Caven Y, Golding J: **Parental Descriptions of Childhood Stresses in Grandparents and Great-grandparents of the 'Children of the 90s'.** (Under review). 2020.
- Boyd A, Golding G, Macleod J, *et al.*: **Cohort Profile: The 'Children of the 90s'—the index offspring of the Avon Longitudinal Study of Parents and Children.** *Int J Epidemiol.* 2013; **42**(1): 111–127. [PubMed Abstract](#) | [Publisher Full Text](#) | [Free Full Text](#)
- Bygren LO, Kaati G, Edvinsson S: **Longevity determined by paternal**

- ancestors' nutrition during their slow growth period.** *Acta Biotheor.* 2001; **49**(1): 53–59. [PubMed Abstract](#) | [Publisher Full Text](#)
- Courtenay T: **Dear Tom: Letters from Home.** London: Penguin Random House. 2000. [Reference Source](#)
- Forey BA, Hamling J, Hamling J, *et al.*: **International Smoking Statistics (UK).** web edition 17 March. 2016. [Reference Source](#)
- Fraser A, Macdonald-Wallis C, Tilling K, *et al.*: **Cohort Profile: the Avon Longitudinal Study of Parents and Children: ALSPAC mothers cohort.** *Int J*

Epidemiol. 2013; **42**(1): 97–110.

[PubMed Abstract](#) | [Publisher Full Text](#) | [Free Full Text](#)

Golding J, Jones R, Brune MN, *et al.*: **Why carry out a longitudinal birth survey?** *Paediatr Perinat Epidemiol.* 2009; **23** Supp 1: 1–14.

[PubMed Abstract](#) | [Publisher Full Text](#)

Golding J: **The importance of a genetic component in longitudinal birth cohorts.** *Paediatr Perinat Epidemiol.* 2009; **23** Supp 1: 174–184.

[PubMed Abstract](#) | [Publisher Full Text](#)

Golding J, Gregory S, Northstone K, *et al.*: **Investigating possible trans/intergenerational associations with obesity in young adults using an exposome approach.** *Front Genet.* 2019; **10**: 314.

[PubMed Abstract](#) | [Publisher Full Text](#) | [Free Full Text](#)

Golding J, Gregory S, Iles-Caven Y, *et al.*: **Parental, prenatal and neonatal associations with ball skills at age 8 using an exposome approach.** *J Child Neurol.* 2014; **29**(10): 1390–1398.

[PubMed Abstract](#) | [Publisher Full Text](#) | [Free Full Text](#)

Harris PA, Taylor R, Minor BL, *et al.*: **The REDCap consortium: Building an international community of software partners.** *J Biomed Inform.* 2019; **95**: 103208.

[PubMed Abstract](#) | [Publisher Full Text](#) | [Free Full Text](#)

Harris PA, Taylor R, Thielke R, *et al.*: **Research electronic data capture (REDCap) – A metadata-driven methodology and workflow process for providing translational research informatics support.** *J Biomed Inform.* 2009; **42**(2): 377–381.

[PubMed Abstract](#) | [Publisher Full Text](#) | [Free Full Text](#)

Iles Caven Y, Golding J, Gregory S, *et al.*: **Ancestral childhood environmental exposures occurring to the grandparents and great-grandparents of the ALSPAC study children: Family History Questionnaire.** *figshare.* Figure. 2020.

<http://www.doi.org/10.6084/m9.figshare.12866597.v1>

Lawlor DA, Lewcock M, Jones LR, *et al.*: **The second generation of The Avon Longitudinal Study of Parents and Children (ALSPAC-G2): a cohort profile [version 1; peer review: 1 approved, 1 approved with reservations].**

Wellcome Open Res. 2019; **4**: 36.

[PubMed Abstract](#) | [Publisher Full Text](#) | [Free Full Text](#)

Northstone K, Lewcock M, Groom A, *et al.*: **The Avon Longitudinal Study of Parents and Children (ALSPAC): an update on the enrolled sample of index children in 2019 [version 1; peer review: 2 approved].** *Wellcome Open Res.* 2019; **4**: 51.

[PubMed Abstract](#) | [Publisher Full Text](#) | [Free Full Text](#)

Pembrey M, Saffery R, Bygren LO: **Human transgenerational responses to early-life experience: potential impact on development, health and biomedical research.** *J Med Genet.* 2014; **51**(9): 563–572.

[PubMed Abstract](#) | [Publisher Full Text](#) | [Free Full Text](#)

Pembrey ME, Bygren LO, Kaati G, *et al.*: **Sex-specific, male-line transgenerational responses in humans.** *Eur J Human Genet.* 2006; **14**(2): 159–166.

[PubMed Abstract](#) | [Publisher Full Text](#)

Rich SS: **Diabetes: Still a geneticist's nightmare.** *Nature.* 2016; **536**(7614): 37–38.

[PubMed Abstract](#) | [Publisher Full Text](#)

Sharma A: **Transgenerational epigenetics: Integrating soma to germline communication with gametic inheritance.** *Mech Ageing Dev.* 2017; **163**: 15–22.

[PubMed Abstract](#) | [Publisher Full Text](#)

Vågerö D, Pinger PR, Aronsson V, *et al.*: **Paternal grandfather's access to food predicts all-cause and cancer mortality in grandsons.** *Nat Commun.* 2018; **9**(1): 5124.

[PubMed Abstract](#) | [Publisher Full Text](#) | [Free Full Text](#)

Van den Berg GJ, Pinger PR: **Transgenerational effects of childhood conditions on third generation health and education outcomes.** *Econ Hum Biol.* 2016; **23**: 103–120.

[PubMed Abstract](#) | [Publisher Full Text](#)

Yehuda R, Bell A, Bierer LM, *et al.*: **Maternal, not paternal, PTSD is related to increased risk for PTSD in offspring of Holocaust survivors.** *J Psychiatr Res.* 2008; **42**(13): 1104–1111.

[PubMed Abstract](#) | [Publisher Full Text](#) | [Free Full Text](#)

Open Peer Review

Current Peer Review Status:  

Version 1

Reviewer Report 30 September 2020

<https://doi.org/10.21956/wellcomeopenres.17859.r40304>

© 2020 Elias P. This is an open access peer review report distributed under the terms of the [Creative Commons Attribution License](#), which permits unrestricted use, distribution, and reproduction in any medium, provided the original work is properly cited.



Peter Elias 

University of Warwick, Coventry, UK

This article describes a unique addition to the ALSPAC study, already recognised internationally as a major longitudinal study of parents and children. It describes in some detail the processes of collecting, codifying and integrating information about the maternal and paternal grandparents and great grandparents of study members. The new information added to the study includes the geographical origins of their ancestors, their years of birth and death, smoking during pregnancy for ancestral mothers, the social background of households and information on potentially traumatic events in their childhood.

As with all epidemiological studies, analysis of the information generated by this recent survey of study members may give rise to some interesting correlations – indicative of, but not confirming, causal influences. The difference with the ALSPAC study lies with the richness of the data already collected, which will allow for control of many confounding factors in the search for intergenerational and, more importantly, transgenerational influences on the physical and mental well being of study members and their children.

While the efforts to collect such historical detail within the context of a major longitudinal study are to be lauded, the accuracy and completeness of information passed down as family history should be a major concern. Recognising this as a potential weakness, the study authors describe a test/retest measure of reliability (study grandmothers' prenatal smoking habits during pregnancy with the results in this survey, 27–28 years later) which shows good reliability. While this is useful, it does not address the fact that study members provided information on the cause of death for only two thirds of maternal grandmothers and fathers, and just over half of paternal grandmothers and fathers. Given the existence of extensive family history records online and open for public search, it would be interesting to see how the cause and date of death records within this study can be extended and validated.

Despite this weakness, this is a pathbreaking addition to the UK's collection of birth cohort studies which is likely to stimulate further interest in the mechanisms associated with transgenerational epigenetic inheritance. As the study PI states: 'To our knowledge this is the first birth cohort study

to have collected information on five generations of the same family.' The development of this research resource represents an important milestone in research efforts to enhance our understanding of cross generational developmental influences. It is also one which will benefit greatly from future enhancements.

Is the rationale for creating the dataset(s) clearly described?

Yes

Are the protocols appropriate and is the work technically sound?

Yes

Are sufficient details of methods and materials provided to allow replication by others?

Yes

Are the datasets clearly presented in a useable and accessible format?

Yes

Competing Interests: No competing interests were disclosed.

Reviewer Expertise: Labour economics, birth cohort studies, longitudinal data resources, classifications, skills and productivity.

I confirm that I have read this submission and believe that I have an appropriate level of expertise to confirm that it is of an acceptable scientific standard.

Reviewer Report 28 September 2020

<https://doi.org/10.21956/wellcomeopenres.17859.r40305>

© 2020 Tremblay R et al. This is an open access peer review report distributed under the terms of the [Creative Commons Attribution License](#), which permits unrestricted use, distribution, and reproduction in any medium, provided the original work is properly cited.



Richard E. Tremblay

University of Montreal, Montreal, Canada

Massimiliano Orri

McGill University, Montreal, QC, Canada

The number of longitudinal studies on children's development exponentially increased since Charles Darwin's pioneering observations of his children's development in the first half of the 19th century (Tremblay, in press)¹. The Golding *et al.* (2020)² paper on 'Ancestral childhood environmental exposures ...' using retrospective data from the Avon Longitudinal Study of Parents and Children (ALSPAC), helps to appreciate the extent to which the science of child development has progressed since the middle of the 19th century.

The paper describes retrospective information collected on the parents, grandparents, and great-grandparents of the ALSPAC children born during the 1990s. To help the reader appreciate the

relatively long historical period involved, it is useful to note that the data was collected in 2018 and includes information on at least one maternal grandfather's father who was born in 1803. This was 6 years before Charles Darwin's birth! One maternal grandmother's father was also born one year after Charles Darwin (1810). To our knowledge, these data provide the first opportunity to study the associations between the life-span developmental trajectories of today's young adults and the life-span developmental trajectories of their ancestors over two centuries.

The data on ancestors includes the date of birth and death, causes of death, information on siblings, smoking, potentially traumatic situations in childhood, such as illnesses, being taken into care, being a victim of violence, and attending boarding school.

One important limit of the data is that the information obtained from the maternal line of ancestors was much more extensive than the information obtained from the paternal line. This was to be expected since all studies of child development asking for parent's collaboration obtain much better collaboration from mothers than from fathers.

The paper by Golding *et al.* (2020) illustrates very well how the data can be used to study intergenerational effects. We can expect that numerous investigators will be interested in using these retrospective data to complement the high quality, extensive prospective data that was collected on the children born in the 1990s, as well as the data that should be collected as the targeted children, become parents, grand-parents and great grand-parents themselves. ALSPAC is likely to be the most important intergenerational longitudinal study of child development ever, when the 300th anniversary of Charles Darwin's birth will be celebrated!

One of the very interesting questions that the ancestral data can address is the intergenerational consequences of parents' age at the conception of their children. As highlighted above, there can be extremes in the age of parents at conception. Because of different biological constraints for men and women, this variability is greater for fathers than for mothers. However, there is also room for much age variation among mothers between puberty and menopause (Gao *et al.*, 2019; Marasco, Boner, Griffiths, Heidinger, & Monaghan, 2019).^{3,4} The age differences within couples at conception may also substantially change from one generation to another. For example, the great-grandfather of a child's mother may have conceived the grandfather of the child's mother when he was in his 60's, while his son, the grandfather of the child's mother, may have conceived the father of the child's mother when he was in his 20's.

The identification and classification of the intergenerational combinations of couples' age at conception will provide an interesting intergenerational developmental grid which could be an important predictor of the ALSPAC children's developmental trajectories for various bio-psycho-social developmental dimensions.

Indeed, parent's age at conception may have impacts on a variety of psycho-social outcomes, including wealth, parenting style, and cultural values. But parents' age at conception also impacts biological development. For example, there is evidence that children conceived when their parents were both relatively old reduces the child's longevity (Eisenberg & Kuzawa, 2018).⁵ As suggested in the Golding *et al.* paper, there is also good evidence of epigenetic effects (Pembrey, Saffery, & Bygren, 2014)⁶ associated with environmental life conditions of the parents, and these conditions can be associated to the age of the parent's at conception. The intergenerational impact of family size could also be examined (Beaujouan & Solaz, 2019; Grinde & Tambs, 2016),^{7,8} as well as that of birth rank, if data were collected on the birth date of all siblings within each family (Knodel & Hermalin, 1984; Kristensen & Bjerkedal, 2007).^{9,10}

Golding *et al.* (2020) clearly state that the intergenerational data collection was driven by the human and animal evidence that "early life experiences contribute to developmental variation, beyond that attributable to ecological and cultural transmission or to classic genetic inheritance" (Pembrey *et al.*, 2014)⁶. With the ancestral data, they collected it is now possible to address these

issues for numerous developmental characteristics related to social behavior, educational achievement, illnesses, mate choice, parenting, and longevity.

We must be great-full to Jean Golding and her colleagues for having created ALSPAC, but also for continuing to add intergenerational developmental layers of information that will be highly useful to advance research over the next century and more!

References

1. Tremblay RE: The Science of Violent Behavior Development and Prevention: Contributions of the Second World War Generation. *Cambridge University Press*. 2020.
2. Golding J, Gregory S, Matthews S, Smith D, et al.: Ancestral childhood environmental exposures occurring to the grandparents and great-grandparents of the ALSPAC study children. *Wellcome Open Research*. 2020; **5**. [Publisher Full Text](#)
3. Gao Z, Moorjani P, Sasani T, Pedersen B, et al.: Overlooked roles of DNA damage and maternal age in generating human germline mutations. *Proceedings of the National Academy of Sciences*. 2019; **116** (19): 9491-9500 [Publisher Full Text](#)
4. Marasco V, Boner W, Griffiths K, Heidinger B, et al.: Intergenerational effects on offspring telomere length: interactions among maternal age, stress exposure and offspring sex. *Proceedings of the Royal Society B: Biological Sciences*. 2019; **286** (1912). [Publisher Full Text](#)
5. Eisenberg D, Kuzawa C: The paternal age at conception effect on offspring telomere length: mechanistic, comparative and adaptive perspectives. *Philosophical Transactions of the Royal Society B: Biological Sciences*. 2018; **373** (1741). [Publisher Full Text](#)
6. Pembrey M, Saffery R, Bygren LO, Network in Epigenetic Epidemiology, et al.: Human transgenerational responses to early-life experience: potential impact on development, health and biomedical research. *J Med Genet*. 2014; **51** (9): 563-72 [PubMed Abstract](#) | [Publisher Full Text](#)
7. Beaujouan E, Solaz A: Is the Family Size of Parents and Children Still Related? Revisiting the Cross-Generational Relationship Over the Last Century. *Demography*. **56** (2): 595-619 [PubMed Abstract](#) | [Publisher Full Text](#)
8. Grinde B, Tambs K: Effect of household size on mental problems in children: results from the Norwegian Mother and Child Cohort study. *BMC Psychol*. 2016; **4** (1): 31 [PubMed Abstract](#) | [Publisher Full Text](#)
9. Knodel J, Hermalin AI: Effects of birth rank, maternal age, birth interval, and sibship size on infant and child mortality: evidence from 18th and 19th century reproductive histories. *Am J Public Health*. 1984; **74** (10): 1098-106 [PubMed Abstract](#) | [Publisher Full Text](#)
10. Kristensen P, Bjerkedal T: Explaining the relation between birth order and intelligence. *Science*. 2007; **316** (5832): 1717 [PubMed Abstract](#) | [Publisher Full Text](#)

Is the rationale for creating the dataset(s) clearly described?

Yes

Are the protocols appropriate and is the work technically sound?

Yes

Are sufficient details of methods and materials provided to allow replication by others?

Yes

Are the datasets clearly presented in a useable and accessible format?

Yes

Competing Interests: No competing interests were disclosed.

We confirm that we have read this submission and believe that we have an appropriate level of expertise to confirm that it is of an acceptable scientific standard.
