



Article (refereed) - postprint

Broughton, Richard K.; Burgess, Malcolm D.; Dadam, Daria; Hebda, Grzegorz; Bellamy, Paul E.; Hinsley, Shelley A. 2016. **Morphology, geographical variation and the subspecies of marsh tit *Poecile palustris* in Britain and central Europe**

© 2016 British Trust for Ornithology

This version available <http://nora.nerc.ac.uk/512847/>

NERC has developed NORA to enable users to access research outputs wholly or partially funded by NERC. Copyright and other rights for material on this site are retained by the rights owners. Users should read the terms and conditions of use of this material at

<http://nora.nerc.ac.uk/policies.html#access>

This is an Accepted Manuscript of an article published by Taylor & Francis Group in *Bird Study* on 01/02/2016, available online:

<http://www.tandfonline.com/doi/abs/10.1080/00063657.2015.1132187>

Contact CEH NORA team at
noraceh@ceh.ac.uk

The NERC and CEH trademarks and logos ('the Trademarks') are registered trademarks of NERC in the UK and other countries, and may not be used without the prior written consent of the Trademark owner.

1 **Morphology, geographical variation and the subspecies of Marsh Tit *Poecile palustris***
2 **in Britain and central Europe**

3

4 Richard K. Broughton^{a*}, Malcolm D. Burgess^{b,e}, Daria Dadam^c, Grzegorz Hebda^d, Paul E.
5 Bellamy^e & Shelley A. Hinsley^a

6

7 ^a Centre for Ecology & Hydrology, Benson Lane, Crowmarsh Gifford, Wallingford,
8 Oxfordshire OX10 8BB, UK;

9 ^b Centre for Research in Animal Behaviour, College of Life & Environmental Sciences,
10 University of Exeter EX4 4QG, UK;

11 ^c British Trust for Ornithology, The Nunnery, Thetford, Norfolk IP24 2PU, UK;

12 ^d Department of Biosystematics, Opole University, Oleska 22, 45-052 Opole,
13 Poland;

14 ^e RSPB Centre for Conservation Science, RSPB, The Lodge, Sandy, Bedfordshire SG19
15 2DL, UK

16

17 short title: Marsh Tit subspecies in Britain

18

19 keywords: biometrics, taxonomy, wing length

20

21 *Correspondence author. Email: rbrou@ceh.ac.uk

22

23

24

25

26

27

28

29 **SUMMARY**

30 **Capsule** All British Marsh Tits belong to subspecies *Poecile palustris dresseri*, being smaller
31 than nominate *P. p. palustris* of central Europe.

32

33 **Aims** Determining the subspecies of Marsh Tit in Britain to test whether ssp. *P. p. palustris*
34 occurs in northern England and Scotland, by assessing regional variation in size compared
35 with central European birds.

36

37 **Methods** 1147 wing length and 250 tail length measurements from 953 Marsh Tits were
38 compared between eight British locations to test for regional variation. Biometrics were
39 compared between birds from Britain and six locations within the continental European
40 range of ssp. *palustris*.

41

42 **Results** There was no regional variation in wing or tail lengths among British Marsh Tits,
43 indicating that all resident birds belong to ssp. *dresseri*. There was no evidence supporting
44 the existence of ssp. *palustris* in northern England. British birds were significantly smaller
45 than those from continental Europe, with proportionately shorter tails, consistent across all
46 age and sex classes.

47

48 **Conclusion** All British Marsh Tits should be considered as ssp. *dresseri*, with ssp. *palustris*
49 being limited to continental Europe. With no evidence of regional variation in size within
50 Britain, reliable sexing methods based on biometrics could be applied in demographic
51 studies throughout the country.

52

53

54

55

56 The taxonomy of tits (Paridae) has long been a subject of intense study among ornithologists
57 (Eck 2006). A refinement of species and subspecies classifications during the late 19th and
58 early 20th Centuries, based on morphology and vocalisations (Vaurie & Snow 1957), had led
59 to stability until new techniques of molecular genetic analysis initiated a new era of
60 taxonomic change in the last two decades (e.g. Gill *et al.* 2005, Johansson *et al.* 2013).
61 Despite these advances the taxonomic status or validity of most of the claimed subspecies
62 of tits remains unclear, due to the large variation between and within populations, and also
63 the changing trends and concepts within taxonomy (Eck 2006).

64 For some well-studied species in the Western Palearctic, such as the Willow Tit *Poecile*
65 *montanus* and Coal Tit *Periparus ater*, historical classifications of subspecies based on
66 apparent differences in plumage, size and vocalisations were not detected in the genetic
67 structure of populations (Kvist *et al.* 2001, Pentzold *et al.* 2013). Such contradictions
68 underline the continuing role of morphology, behaviour and bioacoustics in the taxonomic
69 classification of phenologically or biologically distinct populations.

70 The Marsh Tit *Poecile palustris* is a species of Paridae where the classification of
71 subspecies has remained unresolved since the early 20th Century (Cramp & Perrins 1993,
72 Eck 2006). A clinal increase in size (wing and tail length) and decrease in colour saturation
73 of the plumage is reported to occur from west to east across their Western Palearctic range
74 (Cramp & Perrins 1993). Numerous subspecies have been proposed on this cline, but at
75 present the only widely recognised forms are nominate ssp. *palustris* in central and northern
76 Europe, which ranges from southern Scandinavia to northern Iberia and east to Poland and
77 Greece, being replaced by ssp. *stagnatilis* in eastern Europe, *karbadensis* in the northern
78 Caucasus, and *italiacus* in the French Alps and Italy (Cramp & Perrins 1993, Harrap & Quinn
79 1995, Eck 2006, Gosler & Clement 2007).

80 There is particular confusion over the Marsh Tit subspecies present in Britain, at the western
81 end of the European cline, where the species has undergone a 73% decline in abundance
82 between 1966 and 2013 (Broughton & Hinsley 2015). Stejneger (1886) and Hartert (1907)
83 assigned all British birds to ssp. *dresseri*, the smallest and darkest European form, but

84 Clancey (1947) proposed that birds at the northern edge of the British range, in northern
85 England (Northumberland and Cumbria) and southeast Scotland (East Lothian and eastern
86 Borders) should be treated as ssp. *palustris* based on the plumage colouration of skins
87 examined.

88 Vaurie & Snow (1957) ignored Clancey's (1947) proposal and treated all British Marsh Tits
89 as ssp. *dresseri*, extending the range of this form to northwest France based on size and
90 colouration. Some authors, however, later accepted the claim of ssp. *palustris* in northern
91 Britain (Cramp & Perrins 1993, Harrap & Quinn 1995) or the absence of ssp. *dresseri* from
92 that area (Gosler & Clement 2007). In contrast, the British Ornithologists' Union (2013)
93 currently recognise *dresseri* as the only subspecies of Marsh Tit on the 'British List', the
94 official record of wild birds occurring in Britain. Yet, both *palustris* and *dresseri* are still
95 designated as native forms in the UK government's biodiversity action plan for priority
96 species (JNCC 2010, Burns & Eaton 2014), while Parkin & Knox (2010) acknowledged that
97 the presence of ssp. *palustris* requires confirmation.

98 There appears to be no subsequent evidence for Clancey's (1947) claim of the Marsh Tit
99 ssp. *palustris* occurring in Britain. Although size is cited as a key distinguishing feature
100 between ssp. *palustris* and the smaller *dresseri* (Hartert 1907, Mayaud 1933) there has been
101 no adequate statistical comparison between birds from northern and southern Britain and
102 continental Europe. Wing length is the most consistent measure of body size in passerines
103 (Gosler *et al.* 1998), and Broughton (2009) used this to compare live ssp. *dresseri* birds from
104 eastern England with ssp. *palustris* birds from Sweden, but the test was limited by different
105 measurement techniques (minimum wing chord for Swedish birds, maximum chord for
106 English; see Svensson (1992) for differences between the methods).

107 It has also been hypothesised that geographical variation in Marsh Tit wing length may occur
108 within subspecies in Britain, which would undermine its use as a sexing criterion (du Feu &
109 du Feu 2014). Although McCollin *et al.* (2015) found only limited evidence for variation in
110 wing length with latitude among four species of passerine in Britain, such variation in Marsh
111 Tits, if it occurs, could also support Clancey's (1947) proposal of British Marsh Tits being

112 polytypic. The suggestions of Clancey (1947) and du Feu & du Feu (2014) require formal
113 testing to assess the geographical variation in size and clarify the subspecies occurring in
114 Britain, and also to clarify the range of the nominate ssp. *palustris* in Europe.
115 We aimed to address these questions by comparing Marsh Tit biometrics within and
116 between Britain and continental Europe. A lack of variation within Britain, but a contrast with
117 ssp. *palustris* birds from elsewhere, would indicate that *dresseri* is the only resident British
118 subspecies and that the range of *palustris* is restricted to the continental mainland.
119 Consistent size within Britain would also support the use by analysts of biometrics for sexing
120 Marsh Tits throughout the country, and the ability to apply a universal sexing method would
121 be valuable for estimating population structure for demographic studies aiming to understand
122 the causes of the species' population decline (Broughton & Hinsley 2015).

123

124 **METHODS**

125 **Measurements of British Marsh Tits**

126 The maximum-chord wing measurement (1 mm precision) of live Marsh Tits was used to
127 compare geographical variation in body size between British populations. A total of 1147
128 measurements of 953 individuals (42-451 measurements per site) were available from eight
129 regions across England and Wales, spanning 538 km from north to south and 365 km from
130 west to east, comprising 1) Devon: Yarnar Wood (50°35'N, 3°43'W) and Peck Farm
131 (50°37'N, 3°46'W); 2) Berkshire (Berks): Combe Wood (51°20'N, 1°29'W); 3) Oxfordshire
132 (Oxon): Wytham Woods (51°46'N, 1°20'W) and Bagley Wood (51°43'N, 1°16'W); 4)
133 Cambridgeshire (Cams): Monks Wood (52°24'N, 0°14'W) and adjacent woods within 5 km;
134 5) Suffolk: Bradfield Wood (52°10'N, 0°82'E); 6) Cumbria: Roudsea Wood (54°13'N, 3°0'W);
135 7) Northumberland (Northumbs): within 20 km of Alnwick (55°41'N, 1°70'W); 8) Powys:
136 Llangorse (51°56'N, 3°15'W) (Fig. 1). The minimum distance between regions (Oxon and
137 Berks) was 50 km.

138 Where possible, birds were aged as juveniles (prior to the first full moult at one year old) or
139 as adults (one year or older) according to ageing criteria in Svensson (1992) and Broughton

140 *et al.* (2008). Marsh Tit wing lengths generally show a significant increase for the same
141 individual after the first full moult from juvenile to adult plumage in their second summer
142 (Nilsson 1992), but not thereafter (Broughton *et al.* 2008), and so measurements of the
143 same individual as a juvenile and an adult were included in both age classes for analysis
144 (Broughton *et al.* 2008, du Feu & du Feu 2014). Data collection took place throughout the
145 year between 1996 and 2015. Additional wing length data from Oxon were derived from King
146 & Muddeman (1995) and pooled with local data to increase sample sizes. Data were
147 collected by experienced ringers (banders) at all sites, mostly professional
148 ecologists/ornithologists or ringing trainers, and measurement techniques from all locations
149 except Devon, Powys and Northumbs were validated (by RKB) during at least one ringing
150 session.

151 Sexing data based on behaviour, cloacal protuberance or presence of a brood patch
152 (Svensson 1992, King & Muddeman 1995, Broughton *et al.* 2008) were available for Cambs,
153 Oxon and Suffolk, and indicated broadly equal proportions of males (54-58%) and females in
154 samples. Tail length measurements (Svensson 1992) at 0.5 mm precision were available for
155 250 birds from Cambs, Suffolk and Berks. Tail length and its relative proportion to wing
156 length is cited as a distinguishing feature of Marsh Tit subspecies across Eurasia (Cramp &
157 Perrins 1993, Eck 2006), and these measurements were used to support the wing length
158 analyses.

159

160 **Measurements from continental Europe**

161 For comparison with British birds, 575 maximum-chord wing length measurements from live
162 Marsh Tits were derived from the literature for five sites within the reported range of ssp.
163 *palustris* within central Europe (and southern Scandinavia): Kaliningrad (Markovets 1998),
164 southwest Germany (Ludescher 1973), northwest Germany (Hudde 1985), southern Sweden
165 (Alatalo *et al.* 1985) and northern Switzerland (Amann 1980), and also original data collected
166 from a sixth area in southwest Poland (within 30 km of Opole: 50°39'N, 17°57'E) during
167 2002-2014 (Fig. 1). Data for individual birds were only available from Poland and

168 Switzerland, for the remaining sites only summary data were available (mean, standard
169 deviation or standard error, and sample size). Summary data of tail lengths by age and sex
170 class were available from Kaliningrad (139 measurements) for comparison with British birds.

171

172 **Statistical analysis**

173 Marsh Tit wing lengths vary with age and sex, creating a bimodal frequency distribution in
174 unbiased population samples (Amann 1980, Nilsson 1992, Broughton *et al.* 2008), so
175 geographical variation between British populations was tested using the Kruskal-Wallis test
176 to accommodate non-normal frequency distributions. Pair-wise Kolmogorov-Smirnov tests
177 were used to compare wing length frequency distributions between every population, which
178 would indicate a difference in size or a significant bias in composition. Tail length
179 measurements from Cambs, Berks and Suffolk were compared using a Kruskal-Wallis test,
180 with age and sex classes combined for analysis and caution applied due to some small
181 sample sizes. To assess the subspecies of northern English birds in more detail, Mann-
182 Whitney tests were used to compare wing lengths of juveniles and adults between Cumbria
183 and Cambs, both of which had adequately large and more reliably aged samples for each
184 class due to long-running studies.

185 Mean values of wing length and 95% confidence limits from each British population were
186 plotted alongside those from populations of ssp. *palustris*, where non-overlapping confidence
187 limits between groups would indicate statistically significant differentiation at the α level of
188 0.05. The position of the northern English (Cumbria and Northumbs) populations in this plot,
189 relative to southern English or continental populations, would support the subspecies
190 identification as *palustris* or *dresseri*. Where summary data for combined age and sex
191 classes were not available from the literature, the weighted means were derived using
192 sample sizes as weights, and 95% confidence limits were estimated by calculating the
193 standard errors from the pooled variance and multiplying by 1.96.

194 Comparisons of wing length by age and sex classes between known populations of ssp.
195 *dresseri* and *palustris* were possible using the larger datasets from Cambs and Switzerland,

196 applying Mann-Whitney tests. A second plot of means and 95% confidence intervals
197 compared the summary data of tail lengths between ssp. *palustris* birds from Kaliningrad and
198 *dresseri* birds from Cambs. Tail/wing ratios were also calculated for each class to assess
199 relative proportions (Eck 2006). All analyses were performed in R version 3.0.2 (R Core
200 Team 2013).

201

202 **RESULTS**

203 **Comparisons within Britain**

204 The results indicated that all eight populations of British Marsh Tit were of a similar body
205 size. There was no significant difference in median values of wing length, including for
206 Cumbria and Northumberland in northern England (Kruskal-Wallis test: $H = 5.77$, $df = 7$, $P =$
207 0.566), and all populations shared identical values for the first and third quartile (Table 1).
208 Pair-wise Kolmogorov-Smirnov tests showed a similar distribution of wing lengths (all tests:
209 $D = 0.053-0.154$, $P = 0.320-0.999$), indicating no significant deviation or compositional bias
210 in samples. Tail lengths of birds from Suffolk, Cambs and Berks did not differ significantly
211 (Kruskal-Wallis test: $H = 4.70$, $df = 2$, $P = 0.096$, Table 2), and the tail/wing ratios were
212 similar at 0.82, 0.83 and 0.84 respectively. For the larger samples of wing lengths from
213 Cambs and Cumbria, Mann-Whitney tests revealed no significant difference between adults
214 at each site (medians = 64.0 mm, respective $n = 206$ and 106 , $W = 16772.0$, $P = 0.809$), or
215 between juveniles (respective medians = 63.0 and 62.0 mm, $n = 245$ and 200 , $W = 43227.5$,
216 $P = 0.309$).

217

218 **Comparisons between Britain and continental Europe**

219 Plotting the means and 95% confidence limits for the British populations of known ssp.
220 *dresseri* and those within the central European range of ssp. *palustris* showed no overlap
221 between groups, denoting significant differentiation (Fig. 2). The populations from northern
222 England (Cumbria and Northumberland) were positioned clearly within the *dresseri* group.
223 The westernmost sample of *palustris* from northwest Germany appeared somewhat

224 intermediate between the two subspecies, possibly representing an intergrade population
225 between *palustris* and *dresseri*.

226 The median wing lengths of Swiss ssp. *palustris* birds were significantly longer than those of
227 Cambs ssp. *dresseri* birds for all age and sex classes, by a consistent 2 mm or 3% in every
228 group (all pair-wise Mann-Whitney tests: $W = 2659.5-10948.5$, $P < 0.001$; Fig. 3).
229 Comparisons of tail length between ssp. *palustris* birds from Kaliningrad and ssp. *dresseri*
230 birds from Cambs also showed a significant difference at the α level of 0.05 for all age and
231 sex classes (Fig. 4), with the tails of continental birds being approximately 4-5 mm (8-10%)
232 longer in every group. The tail/wing ratio for Kaliningrad birds was 0.87 in each age and sex
233 class, compared to 0.82 (juvenile females) or 0.83 (other ages/sexes) for Cambs birds,
234 showing that the tails of the ssp. *palustris* birds were also proportionately longer than those
235 of *dresseri*.

236

237 **DISCUSSION**

238 Marsh Tits from the British populations examined shared very similar wing and tail lengths,
239 and tail/wing proportions, indicating that they were all from the same subspecies (ssp.
240 *dresseri*). These measurements were significantly shorter than the wings and tails of birds
241 within the continental European range of ssp. *palustris*. These results confirm that *dresseri* is
242 the only Marsh Tit subspecies present throughout the British range, with no evidence for the
243 existence of ssp. *palustris* in northern England (cf. Clancey 1947, JNCC 2010).

244 Despite wing length being a key distinction between Marsh Tit subspecies, the
245 measurements of 12 skins from Northumberland classified by Clancey (1947) as ssp.
246 *palustris* actually fall within the range of ssp. *dresseri* (Cramp & Perrins 1993). Furthermore,
247 Kniprath (1967) showed that the plumage colour saturation of Marsh Tits can vary with age
248 and wear, which may bias the assessment of small samples such as Clancey's (1947). As
249 such, the original claim by Clancey (1947) of ssp. *palustris* in northern England and Scotland
250 appears unsubstantiated, perhaps being an example of "enthusiastic...micro-taxonomy"

251 based on “...extraordinarily subtle...differences in small, unrepresentative samples” which
252 had earlier drawn criticism (see Knox 2007).

253 The results also provide compelling evidence against clinal or regional variation in Marsh Tit
254 size within Britain, as postulated by du Feu & du Feu (2014), and no support for an increase
255 in wing length with latitude (McCollin *et al.* 2015). These findings are important in
256 demonstrating that reliable methods of sexing Marsh Tits based on biometrics from one
257 population could be applied by analysts to other populations across the British range, given
258 representative samples, with an insignificant risk of regional variation introducing unknown
259 bias into analyses (Broughton *et al.* 2008, du Feu & du Feu 2014).

260 The present study is the first to fully demonstrate a consistent body size in Marsh Tits across
261 a subspecies, and the first to perform an adequate statistical comparison of differences in
262 morphology between different populations (cf. Mayaud 1933). Despite being highly
263 sedentary, with relatively short dispersal distances and a sensitivity to habitat fragmentation
264 (Broughton *et al.* 2010, Wesolowski 2015), our results offer no evidence of founder effects or
265 reproductive isolation influencing body size between Marsh Tit populations within Britain (cf.
266 du Feu & du Feu 2014). This implies that some genetic flow has been maintained, or a lack
267 of selective pressure on body size, despite extreme fragmentation of woodland habitat
268 (Broughton & Hinsley 2015).

269 Several key implications for Marsh Tit taxonomy and conservation can also be derived from
270 these results. Firstly, the existence of only one native subspecies in Britain means that the
271 geographical range of *ssp. dresseri* can be confidently stated to extend to southern
272 Scotland, with a corresponding British population of 41,000 territories (Musgrove *et al.*
273 2013). Conversely, it can be stated that the European range of *ssp. palustris* does not
274 extend to Britain and this taxon should be considered as restricted to continental Europe.

275 A second issue concerns the validity of subspecies classification. Based on photoelectric
276 measurements of colouration, Kniprath (1967) suggested that Marsh Tits may be considered
277 as a monotypic species that shows a high degree of variation throughout Europe but cannot
278 be reliably categorized into subspecies. Our results of wing and tail lengths contradict this

279 interpretation, as British Marsh Tits are clearly and consistently divisible from populations in
280 central Europe and Scandinavia on the basis of size. Populations of Marsh Tits in western
281 continental Europe are more problematic, and our results showed that birds from northwest
282 Germany (Essen) were somewhat intermediate in size between ssp. *palustris* and *dresseri*.
283 The inclusion by Vaurie & Snow (1957) of Marsh Tits from western France into the *dresseri*
284 subspecies was based on similarities in the plumage colouration (visually assessed) and
285 wing length of skins, but sample sizes were very small (ten birds or fewer). Mayaud (1933)
286 maintained that Marsh Tits in western France were distinctly smaller than ssp. *dresseri* and
287 belonged to local ssp. *darti* (Jouard 1929), but this taxon is not currently recognised (Cramp
288 & Perrins 1993, Gosler & Clement 2007).

289 The subspecies identification of Marsh Tits in France is important in determining whether
290 British Marsh Tits are, in fact, an island endemic subspecies as is currently recognised for
291 British Willow Tits *P. m. kleinschmidti*; British populations of both species probably became
292 isolated from conspecifics at the same time, approximately 8,000 years ago, when the
293 English Channel flooded. There appears to be little morphological data available for French
294 Marsh Tits, however, and no published material derived from live birds, which can differ from
295 skins due to shrinkage and de-fleshing of the latter (Kelm 1970, Svensson 1992).
296 Comparison of wing length measurements taken from 59 skins in western France (Mayaud
297 1933) with those of 22 skins from England (Cramp & Perrins 1993) shows a significant
298 overlap for females but not males, leaving the question unresolved.

299 Detailed morphological comparisons between large samples of live birds, preferably of
300 known age and sex, appear necessary to classify the subspecies of Marsh Tit present in
301 France, and hence the potentially unique status of ssp. *dresseri* in Britain. Future genetic
302 analyses may also contribute to the taxonomy of Marsh Tit subspecies, although a study of
303 Willow Tits failed to detect any genetic differentiation between European subspecies (Kvist
304 *et al.* 2001).

305 The taxonomic status of British Marsh Tits has practical implications for the species'
306 conservation in this country. British Marsh Tits have undergone a significant decline in

307 population and contraction in range since the 1970s, particularly in northern England, and it
308 may shortly become extinct altogether in Scotland (Balmer *et al.* 2013, Broughton & Hinsley
309 2015). As we have shown that northern Marsh Tits do not differ from those elsewhere in
310 Britain, there is no obvious ecological or taxonomic barrier to using birds from southern
311 Britain as source populations for potential future reintroductions to Scotland or northern
312 England if habitat and conditions are considered suitable (Broughton & Hinsley 2015). By
313 extension, if the morphology, behaviour and ecology of British Marsh Tits were shown not to
314 differ from those in western France, this would create a larger pool of source birds for
315 reintroduction if populations in southern Britain also continued to decline.

316

317 **ACKNOWLEDGEMENTS**

318 We are grateful to Jacquie Clark (British Trust for Ornithology), Jane Carpenter, Ross Crates
319 and the Edward Grey Institute of Field Ornithology, Tim Frayling, the late Jim Fowler, Philip
320 Hanmer, Ken Hindmarch, Chas Holt, Llangorse Ringing Group and Newbury Ringing Group
321 for data contributions, and ringers at all sites for contributions of effort. We are also grateful
322 to Natural England and private landowners for access to all woods. Sarah Caesar, Douglas
323 Hall and Geoff Leach provided fieldwork support, and Tomasz Wesolowski made valuable
324 comments on the manuscript.

325

326 **FUNDING**

327 All analyses and fieldwork in Cambridgeshire, and some fieldwork in Suffolk and Berkshire,
328 were funded by the Natural Environment Research Council.

329

330 **REFERENCES**

331 **Alatalo, R.V., Gustafsson, L., Lundberg, A. & Ulfstrand.** 1985. Habitat shift of the Willow
332 Tit *Parus montanus* in the absence of the Marsh Tit *Parus palustris*. *Ornis Scand.* **16**: 121-
333 128.

334

335 **Amann, F.** 1980. Alters- und Geschlechtsmerkmale der Nonnenmeise *Parus palustris*.
336 *Ornith. Beobach.* 77: 79-83 (in German with English summary.)
337

338 **Balmer, D.E., Gillings, S., Caffrey, B.J., Swann, R.L., Downie, I.S. & Fuller, R.J.** 2013.
339 *Bird Atlas 2007-11: the breeding and wintering birds of Britain and Ireland.* BTO Books,
340 Thetford.
341

342 **British Ornithologists' Union.** 2013. The British List: a checklist of birds of Britain. 8th ed.
343 *Ibis* 155: 635–676.
344

345 **Broughton, R.K.** 2009. Separation of Willow Tit and Marsh Tit in Britain: a review. *Br. Birds*
346 102: 604-616.
347

348 **Broughton, R.K. & Hinsley, S.A.** 2015. The ecology and conservation of the Marsh Tit in
349 Britain. *Br. Birds* 108: 12-29.
350

351 **Broughton, R.K., Hinsley, S.A., Bellamy, P.E., Carpenter, J.E. & Rothery, P.** 2008.
352 Ageing and sexing Marsh Tits *Poecile palustris* using wing length and moult. *Ringing Migr.*
353 24: 88-94.
354

355 **Broughton, R.K., Hill, R.A., Bellamy, P.E. & Hinsley, S.A.** 2010. Dispersal, ranging and
356 settling behaviour of Marsh Tits *Poecile palustris* in a fragmented landscape in lowland
357 England. *Bird Study* 57: 458-472.
358

359 **Burns, F. & Eaton, M.** 2014. Biodiversity 2020 Indicators 2014 Assessment; Indicator 4ai:
360 Status of UK priority species – relative abundance – Technical background report –
361 November 2014.

362 [https://www.gov.uk/government/uploads/system/uploads/attachment_data/file/382951/Techn](https://www.gov.uk/government/uploads/system/uploads/attachment_data/file/382951/Technical_Background_Priority_Species_abundance_2014.pdf)
363 [ical_Background_Priority_Species__abundance__2014.pdf](https://www.gov.uk/government/uploads/system/uploads/attachment_data/file/382951/Technical_Background_Priority_Species_abundance_2014.pdf)

364

365 **Clancey, P.A.** 1947. On the races of *Parus palustris* Linnaeus indigenous to England and
366 Wales. *Bull. B. O. C.* **67**: 67-69.

367

368 **Cramp, S. & Perrins, C.M. (eds).** 1993. *The Birds of the Western Palearctic. Vol. VII*
369 *Flycatchers to Shrikes*. Oxford University Press, Oxford.

370

371 **du Feu, C.R. & du Feu, R.** 2014. No sex please, we're biased: some comments on sexing
372 Marsh Tits *Poecile palustris* using wing length. *Ringing Migr.* **29**: 47-50.

373

374 **Eck, S.** 2006. The Palaearctic Titmouse Species (Aves: Paridae: *Parus* sensu lato) – a
375 current survey. *Zootaxa* **1325**: 7-54.

376

377 **Gill, F.B., Slikas, B. & Sheldon, F.H.** 2005. Phylogeny of titmice (Paridae): II. Species
378 relationships based on sequences of the mitochondrial cytochrome-*b* gene. *Auk* **122**: 121-
379 143.

380

381 **Gosler, A.G., Greenwood, J.J.D., Baker, J.K. & Davidson, N.C.** 1998. The field
382 determination of body size and condition in passerines: a report to the British Ringing
383 Committee. *Bird Study* **45**: 92-103.

384

385 **Gosler, A.G. & Clement, P.** 2007. In del Hoyo, J., Elliott, A. & Christie, D. (Eds). *Handbook*
386 *of Birds of the World. Vol. 12: Paridae (Tits & Chickadees)*. Lynx Edicions, Barcelona. p.
387 711-712.

388

389 **Harrap, S. & Quinn, D.** 1995. *Chickadees, Tits, Nuthatches & Treecreepers*. Princeton
390 University Press, New Jersey.
391

392 **Hartert, E.** 1907. On birds represented in the British Isles by peculiar forms. *Br. Birds* **1**:
393 208-222.
394

395 **Hudde, H.** 1985. Individuelle Unterschiede im Längenwachstum der Flügel bei Kohl-, Blau-,
396 Sumpf- und Weidenmeise (*Parus major*, *P. caeruleus*, *P. palustris* und *P. montanus*).
397 *Vogelwelt* **106**: 50-58 (in German).
398

399 **JNCC.** 2010. Species Pages for 2007 UK BAP Priority Species: *Poecile palustris* subsp.
400 *palustris/dresseri*, Marsh Tit . http://jncc.defra.gov.uk/_speciespages/2487.pdf
401

402 **Jouard, H.** 1929. De la variabilité géographique de *Parus palustris* dans l'Europe
403 Occidentale. *Alauda* **1**: 182-209 (in French).
404

405 **Johansson, U.S., Ekman, J., Bowie, R.C.K., Halvarsson, P., Ohlson, J.I., Price, T.D. &**
406 **Ericson, P.G.P.** 2013. A complete multilocus species phylogeny of the tits and chickadees
407 (Aves: Paridae). *Mol. Phylogenet. Evol.* **69**: 852-860.
408

409 **Kelm, H.** 1970. Beitrag zur Methodik des Flügelmessens. *J. Orn.* **111**: 482-494 (in German
410 with English summary).
411

412 **King, J.R. & Muddeman, J.L.** 1995. Ageing and sexing Marsh Tits *Parus palustris*. *Ringing*
413 *Migr.* **16**: 172-177.
414

415 **Kniprath, E.** 1967. Untersuchungen zur Variation der Rückenfärbung der beiden
416 Meisen *Parus montanus* und *Parus palustris*. *J. Orn.* **108**: 1-46 (in German with English
417 summary).

418

419 **Knox, A.G.** 2007. Order or chaos? Taxonomy and the British List over the last 100 years.
420 *Br. Birds* **100**: 609-623.

421

422 **Kvist, L., Martens, J., Ahola, A. & Orell, M.** 2001. Phylogeography of a Palearctic
423 sedentary passerine, the willow tit (*Parus montanus*) *J. Evol. Biol.* **14**: 930-941.

424

425 **Ludescher, F.-B.** 1973. Sumpffmeise (*Parus p. palustris* L.) und Weidenmeise (*P. montanus*
426 *salicarius* Br.) als sympatrische Zwillingarten. *Journal für Ornithologie* **114**: 3-56 (in German
427 with English summary).

428

429 **Markovets, M.Yu,** 1998. Sexing Marsh Tit (*Parus palustris*). *Russ. J. Ornithol.* **36**: 15-17 (in
430 Russian).

431

432 **Mayaud, N.** 1933. Contribution a l'étude systématique de *Parus palustris*. *Alauda* **5**: 101-109
433 (in French).

434

435 **McCollin, D., Hodgson, J. & Crockett, R.** 2015. Do British birds conform to Bergmann's
436 and Allen's rules? An analysis of body size variation with latitude for four species. *Bird Study*
437 **62**: 404-410.

438

439 **Musgrove, A., Aebischer, N., Eaton, M., Hearn, R., Newson, S., Noble, D., Parsons, M.,**
440 **Risely, K. & Stroud, D.** 2013. Population estimates of birds in Great Britain and the United
441 Kingdom. *Br. Birds* **106**: 64-100.

442

443 **Nilsson, J-Å.** 1992. Variation in wing length in relation to sex and age in Marsh Tits *Parus*
444 *palustris*. *Ornis Svec.* **2**: 7-12.

445

446 **Parkin, D.T. & Knox, A.G.** 2010. *The Status of Birds in Britain & Ireland*. Christopher Helm,
447 London.

448

449 **Pentzold, S., Tritsch, C., Martens, J., Tietze, D.T., Giacalone, G., Valvo, M.L.,**
450 **Nazarenko, A.A., Kvist, L. & Päckert, M.** 2013. Where is the line? Phylogeography and
451 secondary contact of western Palearctic coal tits (*Periparus ater*: Aves, Passeriformes,
452 Paridae). *Zool. Anz.* **252**: 367-382.

453

454 **R Core Team.** 2013. R: A language and environment for statistical computing. R Foundation
455 for Statistical Computing, Vienna, Austria. URL <http://www.R-project.org/>.

456

457 **Stejneger, L.** 1886. The British marsh-tit. *Proc. U.S. Natl. Mus.* **9**: 200-201.
458 [http://ia601403.us.archive.org/13/items/proceedingsofuni91886unit/proceedingsofuni91886u](http://ia601403.us.archive.org/13/items/proceedingsofuni91886unit/proceedingsofuni91886unit.pdf)
459 [nit.pdf](http://ia601403.us.archive.org/13/items/proceedingsofuni91886unit/proceedingsofuni91886unit.pdf)

460

461 **Svensson, L.** 1992. *Identification Guide to European Passerines* (4th edition). Lars
462 Svensson, Stockholm.

463

464 **Vaurie, C. & Snow, D.** 1957. Systematic Notes on Palearctic Birds. No. 27 Paridae: the
465 Genera *Parus* and *Sylviparus*. *Am. Mus. Novit.* **1852**: 1-43.

466

467 **Wesołowski, T.** 2015. Dispersal in an extensive continuous forest habitat: Marsh Tit *Poecile*
468 *palustris* in the Białowieża National Park. *J. Ornithol.* **156**: 349-361.

469

470

471 **TABLES**

472 Table 1. Wing length measurements of British Marsh Tits from populations in different
 473 regions (see Fig. 1 for location details). A Kruskal-Wallis test showed no significant
 474 difference between populations at an α level of 0.05 (see Methods).

475

Location	n	Min	Q1	Median	Q3	Max
Northumberland	42	58	61	63	64	66
Cumbria	306	58	61	63	64	67
Cambridgeshire	451	59	61	63	64	67
Suffolk	73	59	61	63	64	66
Oxfordshire	105	59	61	63	64	66
Berkshire	49	60	61	64	64	65
Devon	77	60	61	63	64	66
Powys	44	59	61	63	64	68
All locations	1147	58	61	63	64	68

476

477

478 Table 2. Tail length measurements of British Marsh Tits from three regions (see Fig. 1 for
 479 details). A Kruskal-Wallis test showed no significant difference between populations at an α
 480 level of 0.05 (see Methods).

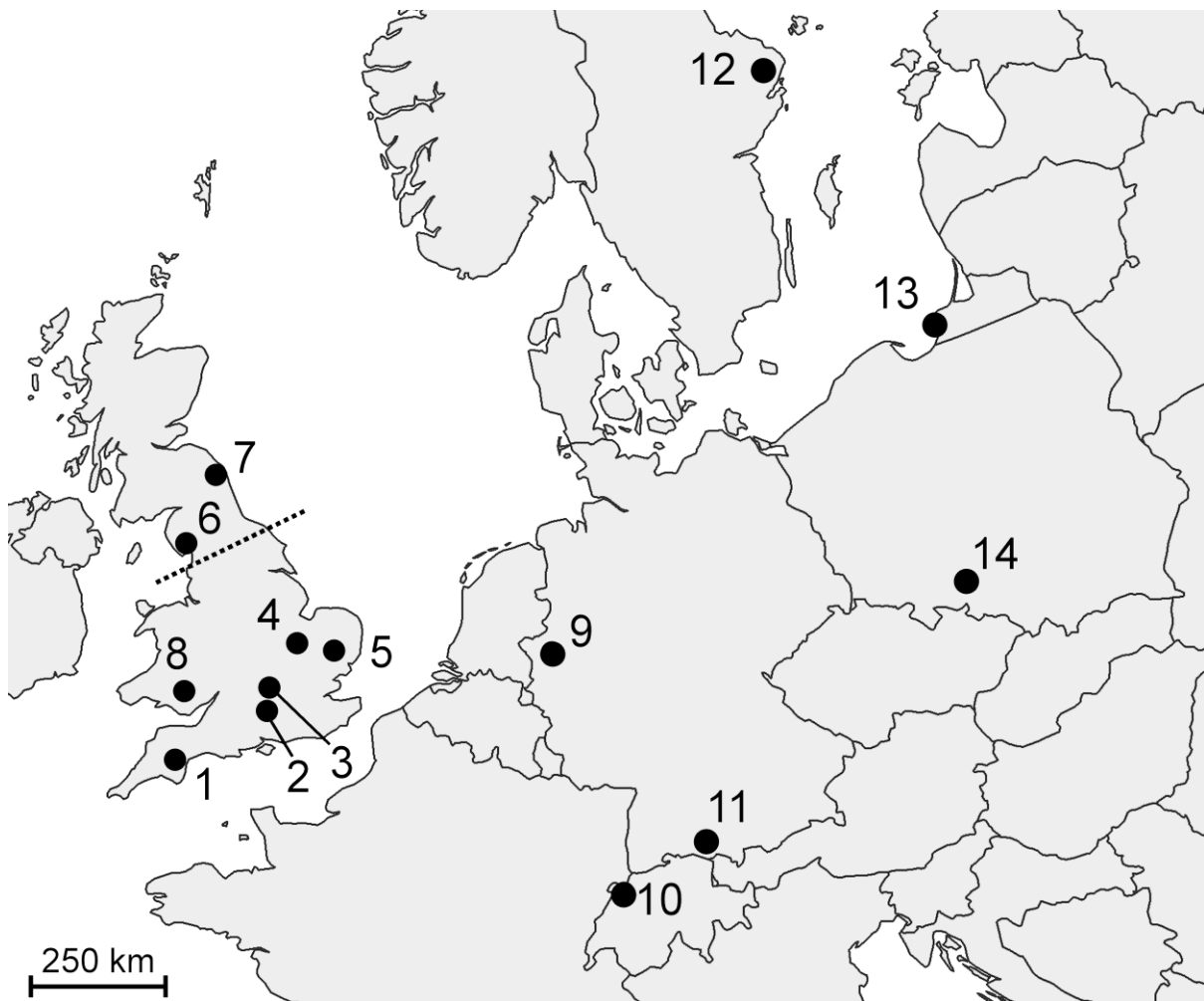
481

Location	n	Min	Q1	Median	Q3	Max
Cambridgeshire	206	47.0	50.0	52.0	53.0	57.5
Suffolk	18	46.5	49.8	51.8	53.5	56.0
Berkshire	26	49.5	51.4	54.0	54.1	56.0
All locations	250	46.5	50.4	52.0	53.5	57.5

482

483 **FIGURE LEGENDS**

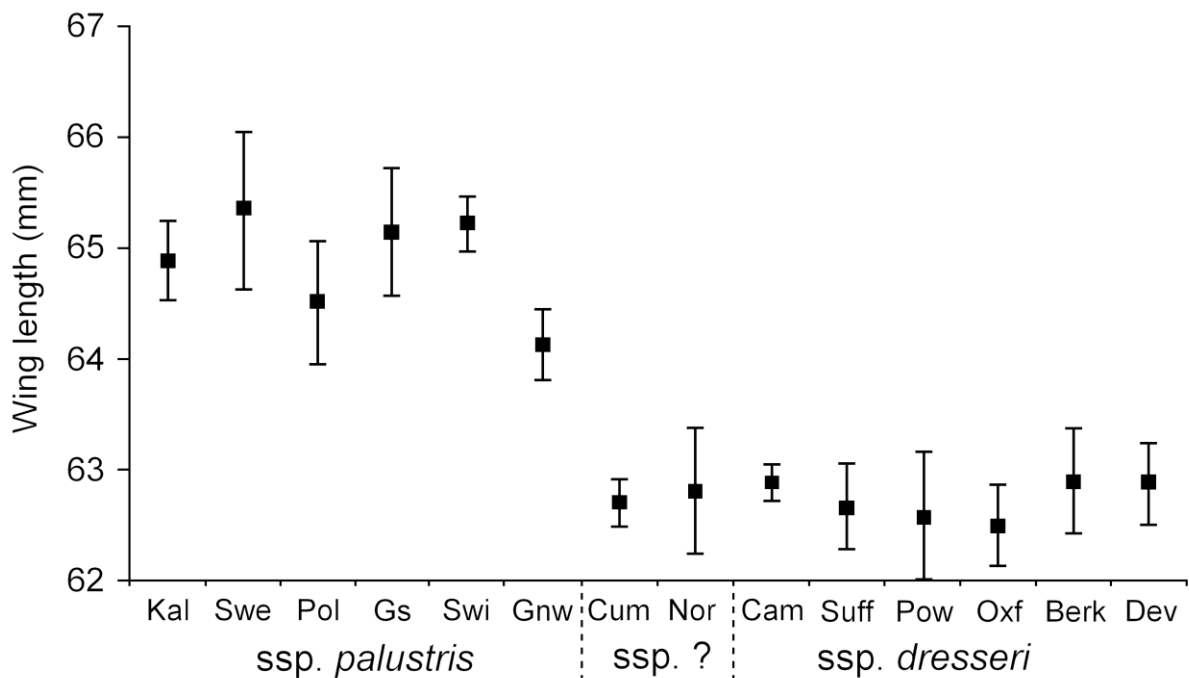
484 Figure 1. Locations of Marsh Tit biometric data. England and Wales: 1) Devon, 2) Berkshire,
485 3) Oxfordshire, 4) Cambridgeshire, 5) Suffolk, 6) Cumbria, 7) Northumberland, 8) Powys.
486 Dotted line in northern England marks the approximate division claimed by Clancey (1947)
487 for Marsh Tit *ssp. palustris* to the north and *ssp. dresseri* to the south. Central Europe (and
488 southern Scandinavia): 9) northwest Germany, 10) northern Switzerland, 11) southwest
489 Germany, 12) southern Sweden, 13) Kaliningrad, 14) southwest Poland. See Methods for
490 details.



491
492
493
494
495

496 Figure 2. Mean and 95% confidence intervals for Marsh Tit wing lengths by subspecies and
 497 location. For *ssp. palustris* on an east-west axis: Kal = Kaliningrad (n = 139), Swe = southern
 498 Sweden (n = 29), Pol = southwest Poland (n = 29), Gs = southern Germany (n = 31), Swi =
 499 Switzerland (n = 186), Gnw = northwest Germany (n = 161). For *ssp. dresseri* on a north-
 500 south axis across England and Wales: Cam = Cambridgeshire (n = 451), Suff = Suffolk (n =
 501 73), Pow = Powys (n = 44), Oxf = Oxfordshire (n = 105), Berk = Berkshire (n = 49), Dev =
 502 Devon (n = 77). The *ssp.* in northern England is disputed: Cum = Cumbria (n = 306), Nor =
 503 Northumberland (n = 42). For data sources see Methods.

504



505

506

507

508

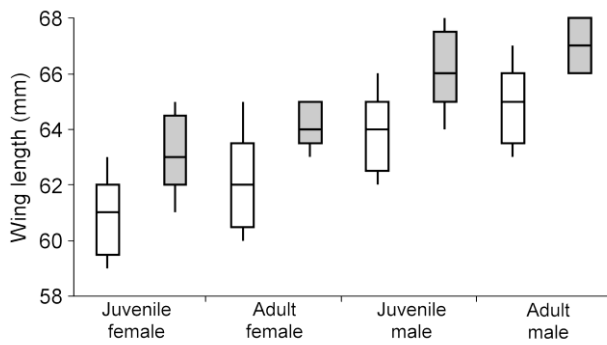
509

510

511

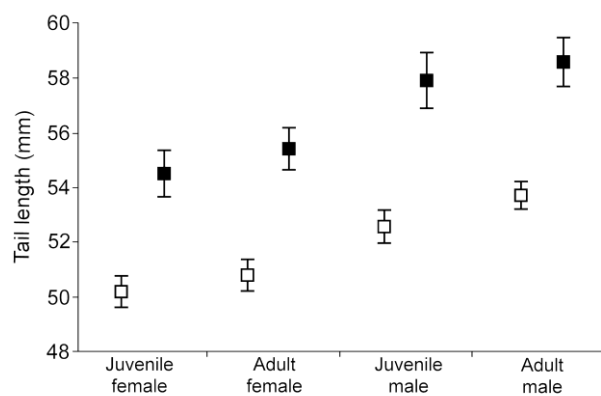
512

513 Figure 3. Median, interquartile range and overall range of Marsh Tit wing lengths by age and
 514 sex class for ssp. *dresseri* from Cambridgeshire in England (white boxes) and ssp. *palustris*
 515 from Switzerland (grey boxes; Amann 1980). Sequential sample sizes (n) from left to right on
 516 the x-axis: 112, 55, 95, 25, 133, 67, 111, 39. Differences between ssp. in all classes are
 517 significant at $P < 0.001$ (Mann-Whitney tests).



518
519

520 Figure 4. Mean and 95% confidence intervals for Marsh Tit tail lengths by age and sex class
 521 for ssp. *palustris* (Kaliningrad – black symbols, Markovets 1998) and ssp. *dresseri*
 522 (Cambridgeshire, England – white symbols). Sequential sample sizes (n) from left to right on
 523 the x-axis: 52, 39, 56, 32, 54, 28, 69, 40.



524