

RESEARCH LETTER

10.1002/2014GL060628

Key Points:

- Repeated amplification due to cyclic path leads to unusually low frequency hiss
- The cyclic raypaths of waves at several tens Hz are relatively stable
- The newly injected electrons inside the plasmasphere are only weakly unstable

Correspondence to:

L. Chen,
lunjin.chen@gmail.com

Citation:

Chen, L., et al. (2014), Generation of unusually low frequency plasmaspheric hiss, *Geophys. Res. Lett.*, *41*, 5702–5709, doi:10.1002/2014GL060628.

Received 22 MAY 2014

Accepted 25 JUN 2014

Accepted article online 27 JUN 2014

Published online 20 AUG 2014

Generation of unusually low frequency plasmaspheric hiss

Lunjin Chen¹, Richard M. Thorne², Jacob Bortnik², Wen Li², Richard B. Horne³, G. D. Reeves⁴, C. A. Kletzing⁵, W. S. Kurth⁵, G. B. Hospodarsky⁵, H. E. Spence⁶, J. B. Blake⁷, and J. F. Fennell⁷

¹Department of Physics, University of Texas at Dallas, Richardson, Texas, USA, ²Department of Atmospheric and Oceanic Sciences, University of California, Los Angeles, California, USA, ³British Antarctic Survey, Natural Environment Research Council, Cambridge, UK, ⁴Space Science and Applications Group, Los Alamos National Laboratory, Los Alamos, New Mexico, USA, ⁵Department of Physics and Astronomy, University of Iowa, Iowa, Iowa, USA, ⁶Institute for the Study of Earth, Oceans, and Space, University of New Hampshire, Durham, New Hampshire, USA, ⁷The Aerospace Corporation, Los Angeles, California, USA

Abstract It has been reported from Van Allen Probe observations that plasmaspheric hiss intensification in the outer plasmasphere, associated with a substorm injection on 30 September 2012, occurred with a peak frequency near 100 Hz, well below the typical plasmaspheric hiss frequency range, extending down to ~20 Hz. We examine this event of unusually low frequency plasmaspheric hiss to understand its generation mechanism. Quantitative analysis is performed by simulating wave raypaths via the HOTRAY ray tracing code with measured plasma density and calculating raypath-integrated wave gain evaluated using the measured energetic electron distribution. We demonstrate that the growth rate due to substorm-injected electrons is positive but rather weak, leading to small wave gain (~10 dB) during a single equatorial crossing. Propagation characteristics aided by the sharp density gradient associated with the plasmopause, however, can enable these low-frequency waves to undergo cyclic raypaths, which return to the unstable region leading to repeated amplification to yield sufficient net wave gain (>40 dB) to allow waves to grow from the thermal noise.

1. Introduction

Plasmaspheric hiss is an incoherent, broadband, electromagnetic whistler mode emission which is preferentially observed inside the high-density plasmasphere [Russell *et al.*, 1969; Thorne *et al.*, 1973] and storm-time plasmaspheric plume [Summers *et al.*, 2008]. Plasmaspheric hiss has a typical frequency range from ~100 Hz to ~2 kHz [Thorne *et al.*, 1973; Meredith *et al.*, 2004], with most power between ~200 Hz and 1 kHz [Smith *et al.*, 1974; Hayakawa and Sazhin, 1992]. Since its discovery in the late 1960s, a number of theories have been proposed to explain the origin of this emission. Electron cyclotron instability inside the plasmasphere occasionally provides sufficient wave gain [Solomon *et al.*, 1988] but most of the time is too weak to account for the observed emission [Huang *et al.*, 1983; Church and Thorne, 1983]. Lightning-generated whistlers have been proposed as the embryonic source of plasmaspheric hiss [Draganov *et al.*, 1992; Sonwalkar and Inan, 1989; Green *et al.*, 2005], but later studies [Meredith *et al.*, 2006] found that this was only linked to plasmaspheric hiss above 2 kHz, which is not in the main frequency range of plasmaspheric hiss. Recent ray tracing simulations [Bortnik *et al.*, 2008] and simultaneous observations of chorus and hiss emissions [Bortnik *et al.*, 2009] have suggested that plasmaspheric hiss originates from chorus emissions generated outside the plasmasphere, which is also consistent with statistical findings from the Polar satellite [Tsurutani *et al.*, 2012]. This mechanism can account for the plasmaspheric hiss in the typical frequency range 200–2000 Hz as well as many other characteristic features [Chen *et al.*, 2012a, 2012b], including the spatial distribution and intensity of the observed plasmaspheric hiss.

Li *et al.* [2013] recently reported an intensification of the plasmaspheric hiss emission observed from the twin Van Allen Probes [Mauk *et al.*, 2012] at frequencies down to ~20 Hz and with the frequency of peak power just below 100 Hz, much lower than typical hiss wave frequencies. Figure 1a shows the magnetic field spectral density during this event observed by the Electric and Magnetic Field Instrument Suite and Integrated Science (EMFISIS) wave instrument [Kletzing *et al.*, 2013] during the outbound pass of Van Allen Probe A from 14:00 UT to 19:30 UT, on 30 September 2012. The spectral intensity is plotted against *L* shell and so is the plasma density inferred from the spacecraft potential (blue dots), which is consistent with upper hybrid resonance line measurement from the EMFISIS. Plasmaspheric hiss waves at such low

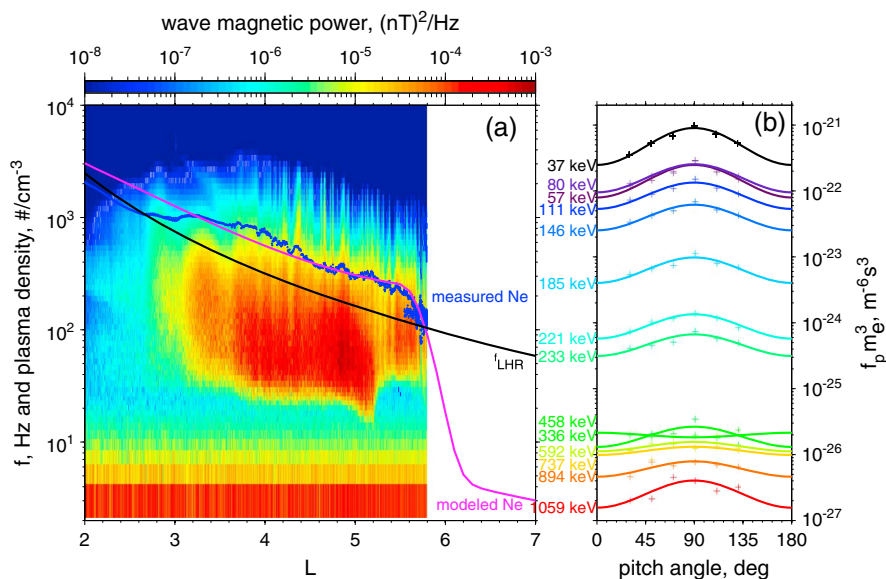


Figure 1. (a) The observed magnetic field spectral density in the waveform receiver of the EMFISIS wave instrument on Van Allen Probe A over the time period 14:00–19:30 UT of 30 September 2012, organized as a function of L shell and frequency. The blue dots represents the plasma density inferred from the spacecraft potential, and the magenta line denotes the modeled equatorial profile used for the ray tracing simulation. The black line denotes the local lower hybrid resonance frequency f_{LHR} at the equator. (b) The measured (pluses) and modeled (solid lines) electron relativistic momentum phase space density f_p at $L=5$ as a function of pitch angle over energy channels of the MagEIS instrument from 37 keV to 1059 keV. The electron mass is denoted by m_e in the vertical label.

frequency are unlikely linked to chorus waves [Chen *et al.*, 2012a], because the chorus mechanism would require chorus waves generated beyond $L \sim 9$, which would be substantially attenuated by Landau damping before reaching the plasmasphere (due to long raypath). The intensification of the unusually low frequency plasmaspheric hiss occurred in the outer plasmasphere and is strongly correlated with substorm-injected energetic electrons [Li *et al.*, 2013], suggesting that the plasmaspheric hiss is likely amplified locally due to the free energy in the injected electron population. Although previous observations [e.g., Tsurutani *et al.*, 1975] show weak hiss emission extending below 200 Hz, the observed emission in our study is unusual not only due to its spectral intensity peak below 200 Hz but also due to the rare condition associated, i.e., the injection of energetic electrons into the dawnside plasmasphere during the substorm. Figure 1b shows the electron pitch angle distribution of electron momentum phase space density from the Magnetic Electron Ion Spectrometer (MagEIS) instrument [Blake *et al.*, 2013] of the Energetic Particle Composition and Thermal Plasma Suite [Spence *et al.*, 2013] at energy channels from 37 keV to 1059 keV at $L \sim 5$, corresponding to the region where the unusually low frequency plasmaspheric hiss emission was observed. The injected electrons clearly show pitch angle anisotropy, and that provides a positive growth rate for the whistler mode emissions. However, whether the instability due to these enhanced electron fluxes provides sufficient wave gain to produce the observed unusually low frequency plasmaspheric hiss emission needs to be carefully evaluated. By using the Van Allen Probes measurements of the actual plasma and wave parameters, we address this question to understand the physical mechanism responsible for intensification of this low-frequency hiss emission. We use ray tracing to simulate raypaths of plasmaspheric hiss waves and the observed energetic electron distribution (Figure 1b) to calculate the path-integrated wave gain. The simulation results are presented in section 2, followed by conclusions and a discussion in section 3.

2. Model and Results

To model the propagation characteristics of plasmaspheric hiss waves, we use the HOTRAY ray tracing code [Horne, 1989], where a magnetic dipole field is adopted and a diffusive equilibrium plasma density model [Bortnik *et al.*, 2011] is adopted with an equatorial density profile (magenta line of Figure 1a) fitted to the measured plasma density (blue dots of Figure 1a). The modeled plasmopause is located at $L \sim 5.8$ for the inner edge and at $L \sim 6.3$ for the outer edge. Figure 2a shows a cycle of a raypath (over ~ 24 s) in the 2-D meridian plane for a whistler mode wave with a frequency of $f = 80$ Hz, launched at the equator at

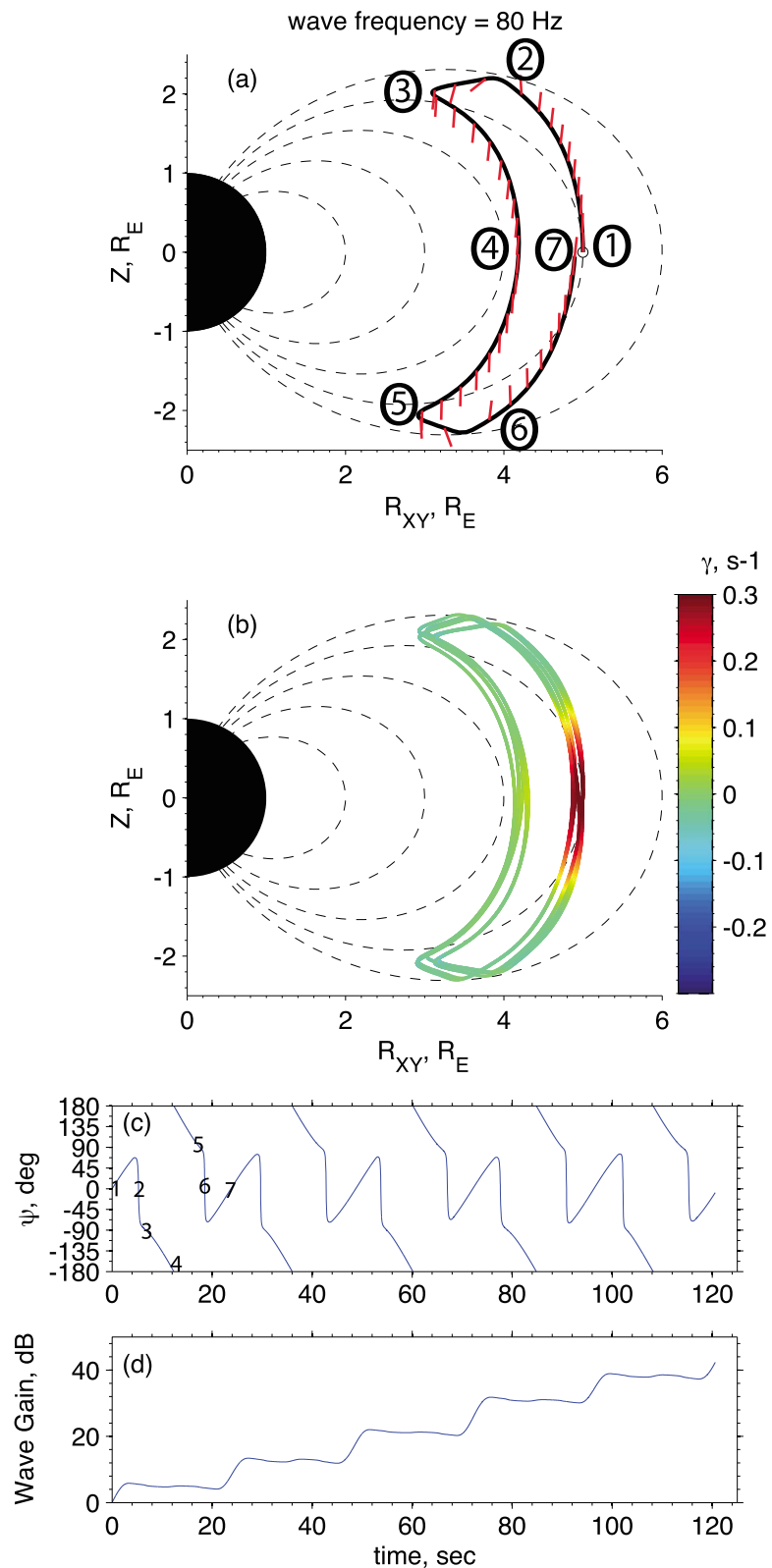


Figure 2. (a) The raypath of an 80 Hz wave launched at $L = 5$ during the first cycle. The short red segments represent the instantaneous wave normal directions along the raypath. (b) The raypath of the wave over the first five cycles with color-coded local temporal growth rate along the raypath. (c) Wave normal angle ψ and (d) path-integrated wave gain as a function of propagation time. The dashed lines in Figures 2a and 2b represent dipole magnetic field of $L = 2, 3, 4, 5,$ and 6. Seven characteristic points during the first cycle are marked by numbers in Figures 2a and 2c.

$L_0 = 5$ with initial wave normal angle $\psi_0 = 0^\circ$. A cycle is defined as a ray passing through the equator from the Southern Hemisphere to the Northern Hemisphere. The wave normal angle ψ is defined so that ψ has a range of $(-180^\circ, 180^\circ)$ with positive (or negative) values indicating direction toward larger (or smaller) L . During the first cycle, this ray undergoes the following characteristic steps: (1) propagating along the field-aligned direction ($\psi = 0^\circ$) at the equator toward the Northern Hemisphere; (2) refracting back from the plasmopause due to the steep plasma density gradient across magnetic field lines, with $\psi = 0^\circ$ during the bounce; (3) reflecting at high latitude ($\psi = -90^\circ$) at the Northern Hemisphere and then propagating toward the south; (4) passing through the equator from the north to the south at L less than L_0 with antiparallel propagation $\psi \sim -180^\circ$; (5) reflecting ($\psi = 90^\circ$) at the Southern Hemisphere and then propagating toward the north; (6) refracting back from the plasmopause at the Southern Hemisphere with $\psi = 0^\circ$ during the bounce; and (7) reaching the equator at the end of the cycle, with near field-aligned propagation ($\psi \sim 0^\circ$) at L near L_0 (~ 5), which is almost the same configuration as the initial one at $t = 0$. By returning nearly to the initial launching configuration, the ray will follow a similar raypath for subsequent cycles. The raypath and wave normal angle ψ over the first five cycles are shown in Figures 2b and 2c respectively. This type of raypath has been described as a cyclic raypath earlier by Thorne *et al.* [1979]. It should be noted that the propagation characteristics of this low-frequency wave during reflection are somewhat different from previously mentioned "magnetospheric reflection" or "MR" whistlers [Kimura, 1966]. Magnetically reflected waves rotate their wave normal direction rapidly through 90° when the waves propagate from the region where the wave frequency is greater than the local lower hybrid resonance frequency (f_{LHR}) and thus the refractive index surface is open, to a region where the wave frequency is just less than the local f_{LHR} , and thus the refractive index surface is closed. For this ray, the wave frequency (80 Hz) is always below the local f_{LHR} inside the plasmasphere, which is always greater than ~ 100 Hz for $L < 6$ (shown by the black line of Figure 1a). As a consequence, the refractive index surface is always closed, and the raypath during the reflection appears less sharp, especially so for even lower frequencies.

The temporal growth rate can also be evaluated along the raypath using the modeled electron distribution as shown in Figure 1b, which is obtained by fitting the observed electron distribution near $L \sim 5$ with a functional form $f_p = A \exp(B \sin^2 \alpha)$, where f_p is the momentum phase space density, α is the electron pitch angle, and A and B are the two fitting parameters. We assume the electron momentum distributions are the same spatially throughout the plasmasphere and constant, which is not a critical assumption because, as is shown later, most of the growth takes place near $L \sim 5$ and also because the time scale of quasilinear relaxation is much longer than duration time scale of substorm injection (~ 30 min) and the ray tracing simulation time. Figure 2b shows the linear temporal growth rate based on the electron distribution (37 keV–1059 keV) and including resonances with n from -5 to $+5$ (i.e., $n = -1$ for primary cyclotron resonance and $n = 0$ for Landau resonance), according to the relativistic growth rate formula developed by Xiao [2001]. Because the electron distribution drops by > 1 order of magnitude between the 233 keV and the 336 keV channels, the growth rate is controlled by electrons with energy ≤ 233 keV. Clearly, the maximum growth rate occurs for the equatorial crossings that are closer to the plasmopause (Figure 2b), due to $\psi \sim 0^\circ$ and larger electron plasma frequency to gyrofrequency ratios. Accordingly, the increase of the path-integrated wave gain (Figure 2d) is mostly attributed to the outer equatorial crossings and is relatively small for the lower L equatorial crossings. The net wave gain over a cycle is rather small (~ 8 dB), suggesting that the free energy due to the observed anisotropic electron distribution is not sufficient to provide amplification from the background noise level to the observed intensity through a single equatorial passage. However, the repeated amplification over multiple cycles (Figure 2d) can enhance the wave gain continuously (> 40 dB over five cycles or ~ 120 s).

Similar ray tracing simulations were run for a range of wave frequencies from 20 Hz to 500 Hz with a frequency spacing of 10 Hz to represent the observed frequency range of the plasmaspheric hiss intensification event near $L = 5$. All these waves show a cyclic type of raypaths inside the plasmasphere and experience repeated amplification on each cycle. Path-integrated wave gain at the end of each cycle for the first eight cycles and the time to complete the first cycle are plotted against wave frequency in Figures 3a and 3b respectively. The wave gain peaks near 200 Hz with a gain of ~ 17 dB per cycle (~ 16 s), where the repeated amplification leads to more than 130 dB over eight cycles (over a time period of ~ 2 min). The peak frequency of ~ 200 Hz is consistent with the frequency of peak cyclotron growth rate due to the observed electron flux (Figure 1b). There is positive growth below 100 Hz down to 40 Hz, where the wave gain above 60 Hz exceeds 40 dB within eight cycles and the increasing rate of wave gain for lower frequencies

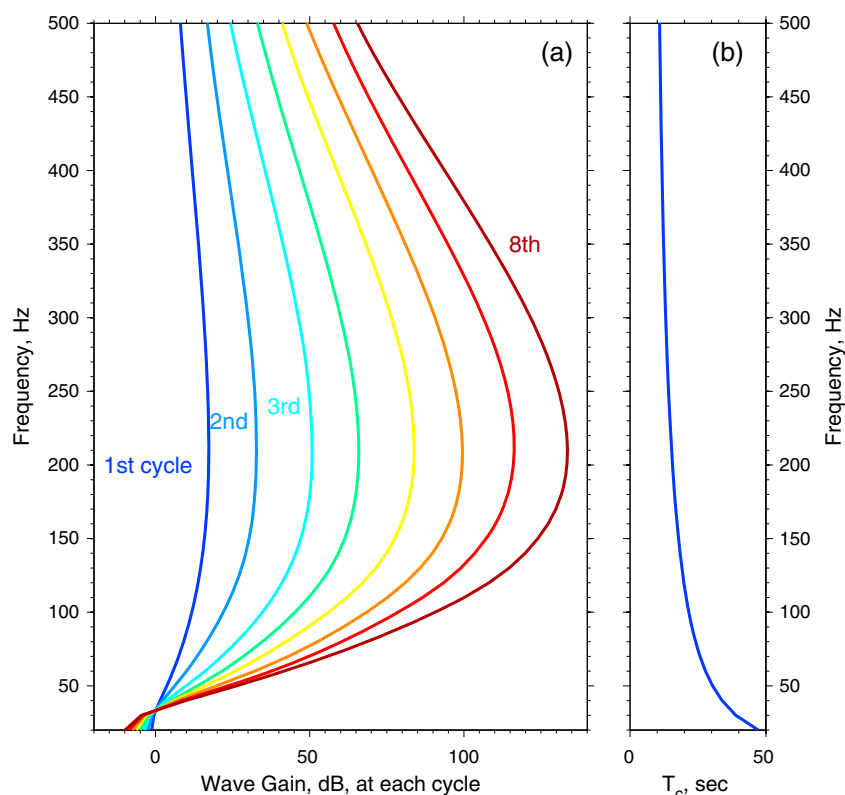


Figure 3. (a) The path-integrated wave gain as a function of wave frequency at the end of each cycle for the first eight cycles. (b) The propagation time to complete the first cycle as a function of wave frequency. A cycle is defined when a ray crosses the equator from the south to the north.

(40–50 Hz) is slower due to the lower wave gain per cycle and the longer time to complete a cycle. Therefore, it will take a longer time to attain a sufficient wave gain, say 40 dB, for waves with lower frequencies. The ray with frequency 40 Hz takes ~ 4 min (eight cycles) to reach a wave gain of just below 10 dB. Waves with even lower frequencies < 30 Hz experience a net damping instead of net growth because the cyclotron growth is so weak that Landau damping is dominant over the growth. One should be cautious in comparing the frequency profile of wave gain with wave frequency spectral intensity. The former represents the amplification level from the background noise level and can be translated to the latter only when the background noise level, which generally depends on frequency, is known. The wave spectral intensity peaks near 100 Hz, while the wave gain peaks at higher frequency near 200 Hz, probably because the background noise level becomes lower as frequency increases.

To account for the intensification of the observed plasmaspheric hiss near the lower frequency limit (several tens Hz), these waves are required to experience cyclic raypaths that are stable over a relatively long time. We run the ray tracing simulation of 40 Hz waves launched at $L = 5$ and with varying ψ_0 for 15 min, which is within the time scale of substorm electron injection. Ray tracing terminates when one of the following occurs: when the propagation time exceeds 15 min, or when a ray propagates beyond $L > 8$ (i.e., no longer trapped by the plasmopause), or when the small-wavelength approximation fails, or when the ray-path reaches the topside ionosphere. The raypaths with $\psi_0 = 0^\circ, \pm 20^\circ$, and $\pm 30^\circ$ are shown in Figure 4a, and the number of cycles and the path-integrated wave gain experienced are plotted against ψ_0 in Figures 4b and 4c respectively. The raypaths of $|\psi_0| \leq 20^\circ$ are cyclic (Figures 4a and 4b), and these cyclic raypaths are rather stable for the entire 15 min and over a broad range of ψ_0 not just for $\psi_0 = 0$. These cyclic waves experience 28 cycles over 15 min (Figure 4b) and therefore obtain a large cumulative path-integrated gain of 30–50 dB, depending on ψ_0 . For those cyclic raypaths, the wave gain increases with $|\psi_0|$ (Figure 4c), having a minimum wave gain for initially parallel propagating waves ($\psi_0 = 0$). The dependence of wave gain on ψ_0 is caused by the spatial dependence of the amplification. The raypath for $\psi_0 = 0$ is almost identical during

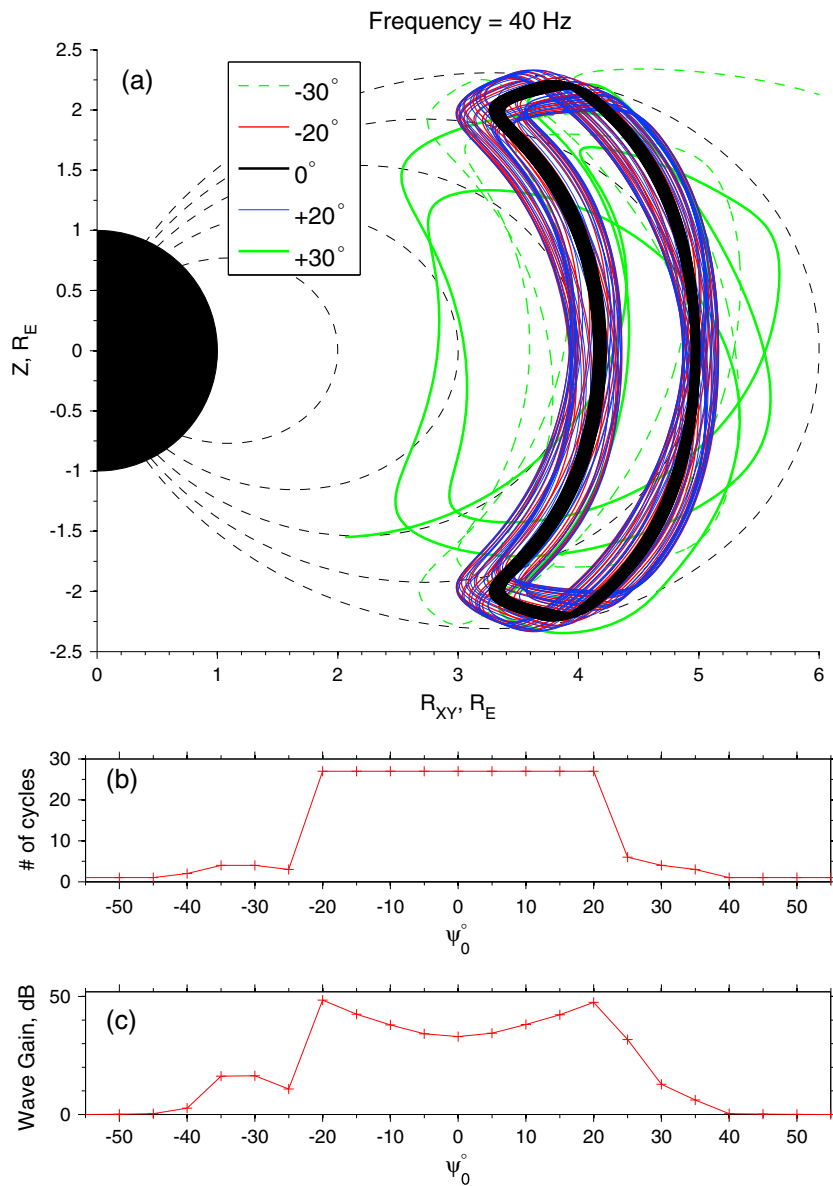


Figure 4. (a) Raypaths of 40 Hz waves launched at $L = 5$ with varying initial wave normal angles $\psi_0 = 0^\circ, \pm 20^\circ$, and $\pm 30^\circ$. (b) The number of cycles experienced and (c) maximum path-integrated wave gain as a function of ψ_0 .

each cycle (Figure 4a) while the raypaths for $\psi_0 = \pm 20^\circ$ spread over a broader spatial region, including the spreading of outer equatorial crossings where the most amplification is expected. Outward extension of the outer equatorial crossings enhances wave amplification due to the larger electron plasma-to-gyrofrequency ratio, despite more oblique propagation during the outer equatorial crossings for $\psi_0 = \pm 20^\circ$ than the case of $\psi_0 = 0^\circ$.

In contrast, waves with $|\psi_0| > 20^\circ$ only experience a few cycles (or less) and therefore obtain smaller wave gain (generally less than 20 dB, except for $\psi_0 = 25^\circ$). These rays are terminated due to one of the above stopping conditions. For instance, the ray with $\psi_0 = -30^\circ$ leaks out of the plasmasphere (green dashed line of Figure 4a) and the ray with $\psi_0 = +30^\circ$ propagates to the low-altitude region (green solid line of Figure 4a) where the small wave length approximation is no longer valid. We also check the stability of cyclic raypaths for a frequency of 100 Hz (not shown) and find that they tend to be stable over a narrower ψ_0 range ($|\psi_0| \leq 10^\circ$) over 15 min, compared with 40 Hz.

3. Conclusions and Discussion

We have performed a detailed analysis of a previously reported Van Allen Probes observation of unusually low frequency plasmaspheric hiss intensification in the outer plasmasphere, using ray tracing and path-integrated wave gain calculation with inputs from in situ observations. We demonstrate that these emissions can be explained by cumulative amplification due to cyclic type of raypaths, which are caused by the sharp plasma density gradient associated with the plasmapause. Our principal conclusions are summarized as follows:

1. Plasmaspheric hiss below a few hundreds Hz, especially at several tens Hz, is only weakly unstable due to injected energetic electrons observed in the outer plasmasphere.
2. The cyclic raypaths are found for plasmaspheric hiss below 500 Hz.
3. The repeated amplification over a few cycles above 60 Hz is capable of providing sufficient wave gain (> 40 dB).
4. The cyclic raypaths of waves with frequency down to several tens Hz are relatively stable and for a range of initial wave normal angles ($|\psi_0| \leq 20^\circ$), therefore enabling considerable amplification over a time scale comparable to a substorm injection.

There is insufficient net wave gain due to the observed electron distribution for wave frequencies between 20 and 30 Hz, although plasmaspheric hiss at such low frequencies was observed in a spatially narrow region near $L \sim 5$. This might be due to the fact that the growth rate for such low frequencies is very weak and the fact that electron pitch angle distributions measured by the MagEIS instrument were averaged over the spin period (11 s) and have limited resolution in energy and pitch angle. Therefore, the calculated growth rates using the measured electron distributions are not sufficient to counteract the Landau damping occurring during oblique propagation off the equator.

It is worth mentioning that the repeated amplification due to cyclic raypaths from a prescribed starting L shell results in an apparent minimum plasmaspheric hiss intensity within the region enclosed by the raypaths. Observationally, however, no clear evidence of such minima has been reported. There are a few possibilities for the absence of the observed region with such minimum. First, the observation of the minima requires an in situ measurement by a satellite moving radially within a magnetic meridian plane. Second, spatial spreading of raypaths due to instability over a range of L shells [Thorne *et al.*, 1979] and over a range of wave normal angles (as shown in Figure 4a) might fill the outer plasmasphere and make the minimum intensity less distinct. Third, the azimuthal propagation characteristics [Chen *et al.*, 2009] of plasmaspheric hiss waves might fill in the region of minimum wave intensity from other magnetic local times.

A follow-up study by Ni *et al.* [2014] has shown the effect of the unusually low frequency hiss during this event on the dynamics of radiation belt electrons. Compared with typical hiss emission, this unusual hiss even with a relatively short duration of a couple of hours, associated with substorm injection, is capable of speeding up scattering loss of electrons of energy from 50 keV to several hundreds keV. Understanding the favorable conditions of plasmaspheric hiss emissions below 100 Hz is important for modeling radiation belt electron dynamics, especially during unusual periods of intense substorm injection like the event studied. This question is left as future work. Repeated amplification due to cyclic raypaths can account for the low-frequency hiss (< 200 Hz) and be also effective for the higher-frequency hiss (> 200 Hz). Although we do not have simultaneous observations of embryonic chorus source emissions for this particular event, previous simulations [e.g., Chen *et al.*, 2012a] show that chorus is mainly responsible for hiss above 200 Hz. Therefore, we suggest that hiss above 200 Hz might be due to a mixture of both mechanisms. The conditions favoring one or another need further investigation. Finally, it is interesting to note an observation recently reported by Tsurutani *et al.* [2014] that large-amplitude compressional magnetosonic waves and weak transverse electromagnetic emissions (likely hiss) were observed simultaneously by the Polar satellite, leading the authors to suggest that magnetosonic waves might contribute additionally to the formation of hiss emission.

References

- Blake, J. B., *et al.* (2013), The Magnetic Electron Ion Spectrometer (MagEIS) Instruments Aboard the Radiation Belt Storm Probes (RBSP) Spacecraft, *Space Sci. Rev.*, *179*, 383–421, doi:10.1007/s11214-013-9991-8.
- Bortnik, J., R. M. Thorne, and N. P. Meredith (2008), The unexpected origin of plasmaspheric hiss from discrete chorus emissions, *Nature*, *452*, 62–66, doi:10.1038/nature06741.

Acknowledgments

We acknowledge the Van Allen Probes data from the EMFISIS instrument obtained from <https://emfisis.physics.uiowa.edu/data/index> and from the MagEIS instrument obtained from http://www.rbsp-ect.lanl.gov/data_pub/. This work was supported by NSF GEM-1405041 and AGS-0840178, NASA LWS grant NNX13AI61G and JHU/APL contracts 967399 and 921647 under NASA's prime contract NAS5-01072. The analysis at UCLA was supported by the EMFISIS subaward 1001057397:01 and by the ECT subaward 13-041.

The Editor thanks two anonymous reviewers for their assistance in evaluating this paper.

- Bortnik, J., W. Li, R. M. Thorne, V. Angelopoulos, C. Cully, J. Bonnell, O. Le Contel, and A. Roux (2009), An Observation linking the origin of plasmaspheric hiss to discrete chorus emissions, *Science*, *324*, 775–778, doi:10.1126/science.1171273.
- Bortnik, J., L. Chen, W. Li, R. M. Thorne, and R. B. Horne (2011), Modeling the evolution of chorus waves into plasmaspheric hiss, *J. Geophys. Res.*, *116*, A08221, doi:10.1029/2011JA016499.
- Chen, L., J. Bortnik, R. M. Thorne, R. B. Horne, and V. K. Jordanova (2009), Three-dimensional ray tracing of VLF waves in a magnetospheric environment containing a plasmaspheric plume, *Geophys. Res. Lett.*, *36*, L22101, doi:10.1029/2009GL040451.
- Chen, L., J. Bortnik, R. M. Thorne, W. Li, and R. B. Horne (2012a), Modeling the properties of plasmaspheric hiss: 1. Dependence on chorus wave emission, *J. Geophys. Res.*, *117*, A05201, doi:10.1029/2011JA017201.
- Chen, L., W. Li, J. Bortnik, and R. M. Thorne (2012b), Amplification of whistler-mode hiss inside the plasmasphere, *Geophys. Res. Lett.*, *39*, L08111, doi:10.1029/2012GL051488.
- Church, S. R., and R. M. Thorne (1983), On the origin of plasmaspheric hiss—Raypath integrated amplification, *J. Geophys. Res.*, *88*, 7941–7957, doi:10.1029/JA088iA10p07941.
- Draganov, A. B., U. S. Inan, V. S. Sonwalkar, and T. F. Bell (1992), Magnetospherically reflected whistlers as a source of plasmaspheric hiss, *Geophys. Res. Lett.*, *19*, 233–236, doi:10.1029/91GL03167.
- Green, J. L., S. Boardsen, L. Garcia, W. W. L. Taylor, S. F. Fung, and B. W. Reinisch (2005), On the origin of whistler mode radiation in the plasmasphere, *J. Geophys. Res.*, *110*, A03201, doi:10.1029/2004JA010495.
- Hayakawa, M., and S. S. Sazhin (1992), Mid-latitude and plasmaspheric HISS—A review, *Planet. Space Sci.*, *40*, 1325–1338, doi:10.1016/0032-0633(92)90089-7.
- Horne, R. B. (1989), Path-integrated growth of electrostatic waves: The generation of terrestrial myriametric radiation, *J. Geophys. Res.*, *94*(A7), 8895–8909.
- Huang, C. Y., C. K. Goertz, and R. R. Anderson (1983), A theoretical study of plasmaspheric hiss generation, *J. Geophys. Res.*, *88*, 7927–7940, doi:10.1029/JA088iA10p07927.
- Kimura, I. (1966), Effects of ions on whistler-mode ray tracing, *Radio Sci.*, *1*, 269–283.
- Kletzing, C. A., et al. (2013), The Electric and Magnetic Field Instrument Suite and Integrated Science (EMFISIS) on RBSP, *Space Sci. Rev.*, *179*, 127–181, doi:10.1007/s11214-013-9993-6.
- Li, W., et al. (2013), An unusual enhancement of low-frequency plasmaspheric hiss in the outer plasmasphere associated with substorm-injected electrons, *Geophys. Res. Lett.*, *40*, 3798–3803, doi:10.1002/grl.50787.
- Mauk, B. H., N. J. Fox, S. G. Kanekal, R. L. Kessel, D. G. Sibeck, and A. Ukhorskiy (2012), Science objectives and rationale for the Radiation Belt Storm Probes mission, *Space Sci. Rev.*, *179*, 3–27, doi:10.1007/s11214-012-9908-y.
- Meredith, N. P., R. B. Horne, R. M. Thorne, D. Summers, and R. R. Anderson (2004), Substorm dependence of plasmaspheric hiss, *J. Geophys. Res.*, *109*, A06209, doi:10.1029/2004JA010387.
- Meredith, N. P., R. B. Horne, M. A. Clilverd, D. Horsfall, R. M. Thorne, and R. R. Anderson (2006), Origins of plasmaspheric hiss, *J. Geophys. Res.*, *111*, A09217, doi:10.1029/2006JA011707.
- Ni, B., et al. (2014), Resonant scattering of energetic electrons by unusual low-frequency hiss, *Geophys. Res. Lett.*, *40*, 3798–3803, doi:10.1002/grl.50787.
- Russell, C. T., R. E. Holzer, and E. J. Smith (1969), OGO 3 observations of ELF noise in the magnetosphere. 1. Spatial extent and frequency of occurrence, *J. Geophys. Res.*, *74*, 755–777, doi:10.1029/JA074i003p00755.
- Smith, E. J., A. M. A. Frandsen, B. T. Tsurutani, R. M. Thorne, and K. W. Chan (1974), Plasmaspheric hiss intensity variations during magnetic storms, *J. Geophys. Res.*, *79*, 2507–2510, doi:10.1029/JA079i016p02507.
- Solomon, J., N. Cornilleau-Wehrlin, A. Korth, and G. Kremser (1988), An experimental study of ELF/VLF hiss generation in the Earth's magnetosphere, *J. Geophys. Res.*, *93*, 1839–1847, doi:10.1029/JA093iA03p01839.
- Sonwalkar, V. S., and U. S. Inan (1989), Lightning as an embryonic source of VLF hiss, *J. Geophys. Res.*, *94*, 6986–6994, doi:10.1029/JA094iA06p06986.
- Spence, H. E., et al. (2013), Science goals and overview of the Radiation Belt Storm Probes (RBSP) Energetic Particle, Composition, and Thermal Plasma (ECT) Suite on NASA's Van Allen Probes Mission, *Space Sci. Rev.*, *179*, 311–336, doi:10.1007/s11214-013-0007-5.
- Summers, D., B. Ni, N. P. Meredith, R. B. Horne, R. M. Thorne, M. B. Moldwin, and R. R. Anderson (2008), Electron scattering by whistler-mode ELF hiss in plasmaspheric plumes, *J. Geophys. Res.*, *113*, A04219, doi:10.1029/2007JA012678.
- Thorne, R. M., E. J. Smith, R. K. Burton, and R. E. Holzer (1973), Plasmaspheric hiss, *J. Geophys. Res.*, *78*, 1581–1596, doi:10.1029/JA078i010p01581.
- Thorne, R. M., S. R. Church, and D. J. Gorney (1979), On the origin of plasmaspheric hiss—The importance of wave propagation and the plasmopause, *J. Geophys. Res.*, *84*, 5241–5247, doi:10.1029/JA084iA09p05241.
- Tsurutani, B. T., E. J. Smith, and R. M. Thorne (1975), Electromagnetic hiss and relativistic electron losses in the inner zone, *J. Geophys. Res.*, *80*, 600–607, doi:10.1029/JA080i004p00600.
- Tsurutani, B. T., B. J. Falkowski, O. P. Verkhoglyadova, J. S. Pickett, O. Santolík, and G. S. Lakhina (2012), Dayside ELF electromagnetic wave survey: A Polar statistical study of chorus and hiss, *J. Geophys. Res.*, *117*, A00L12, doi:10.1029/2011JA017180.
- Tsurutani, B. T., B. J. Falkowski, J. S. Pickett, O. P. Verkhoglyadova, O. Santolík, and G. S. Lakhina (2014), Extremely intense ELF magnetosonic waves: A survey of Polar observations, *J. Geophys. Res. Space Physics*, *119*, 964–977, doi:10.1002/2013JA019284.
- Xiao, F. (2001), Relativistic wave-particle interaction in magnetospheric plasmas, PhD thesis, Univ. of California, Los Angeles, Calif.