


Review

On the Role of Nanofluids in Thermal-Hydraulic Performance of Heat Exchangers—A Review

Salah Almurtaji ^{1,2,*}, Naser Ali ³ , Joao A. Teixeira ¹ and Abdulmajid Addali ¹

¹ Transport and Manufacturing (SATM), School of Aerospace, Cranfield University, Cranfield MK43 0AL, UK; j.a.amaral.teixeira@cranfield.ac.uk (J.A.T.); a.addali@cranfield.ac.uk (A.A.)

² Kuwait Army, Kuwait Ministry of Defense, Safat 13128, Kuwait

³ Nanotechnology and Advanced Materials Program, Energy and Building Research Center, Kuwait Institute for Scientific Research, Safat 13109, Kuwait; nmali@kisr.edu.kw

* Correspondence: salah.almurtaji@cranfield.ac.uk

Received: 3 March 2020; Accepted: 9 April 2020; Published: 11 April 2020



Abstract: Heat exchangers are key components in many of the devices seen in our everyday life. They are employed in many applications such as land vehicles, power plants, marine gas turbines, oil refineries, air-conditioning, and domestic water heating. Their operating mechanism depends on providing a flow of thermal energy between two or more mediums of different temperatures. The thermo-economics considerations of such devices have set the need for developing this equipment further, which is very challenging when taking into account the complexity of the operational conditions and expansion limitation of the technology. For such reasons, this work provides a systematic review of the state-of-the-art heat exchanger technology and the progress towards using nanofluids for enhancing their thermal-hydraulic performance. Firstly, the general operational theory of heat exchangers is presented. Then, an in-depth focus on different types of heat exchangers, plate-frame and plate-fin heat exchangers, is presented. Moreover, an introduction to nanofluids developments, thermophysical properties, and their influence on the thermal-hydraulic performance of heat exchangers are also discussed. Thus, the primary purpose of this work is not only to describe the previously published literature, but also to emphasize the important role of nanofluids and how this category of advanced fluids can significantly increase the thermal efficiency of heat exchangers for possible future applications.

Keywords: carbon nanotubes; colloidal; heat transfer; hybrid nanofluids; plate-fin; plate-frame; suspension

1. Introduction

Depletable sources of fossil fuel such as crude oil, natural gas, and coal supply about 85% of the total global energy demands [1]. This percentage of energy consumption is expected to rise in the upcoming years, where according to the latest statistics on energy production and consumption, the worldwide total energy demand will increase by approximately 20% more by the year 2040 [2]. The majority of this energy is used to supply electricity and/or for the water desalination process. In the worldwide power generation market, gas turbines are becoming the preferred method for fulfilling most countries' energy needs. This is because the technology itself has become mature enough and reliable for use, requires relatively short installation time, has a high cycle efficiency, relatively low operational and maintenance cost, and produces less CO₂ and NO_x emissions compared to other power generating systems [3,4]. Furthermore, the advances in Brayton cycle configurations have resulted in the widening of the range of possible applications, so today gas turbines can be seen employed in power plants, aviation, and marine propulsion. Gas turbines operate on the thermodynamic basis

of the Brayton cycle, where it can be divided into two main categories, namely the open and the closed cycles. The major difference between the two is that in the open-cycle the working fluid (air) needs to be replaced with each complete cycle, whereas in the closed cycle, the heat transfer fluid (e.g., air or other gaseous fluid) is continuously reused. Thus, the closed cycle is seen as more cost-effective than the open system due to it requiring less fuel consumption while providing higher thermal transport efficiency [3,5]. Nevertheless, for propulsion applications (e.g., aircraft), open-cycle gas turbines are preferable because of their small construction scale, ease of load control, and higher turbine inlet temperature [6,7]. One of the key components that intensively influences the closed-cycle performance is the heat exchanger (HE), as it transports the required heat from a thermal source (e.g., solar, nuclear, or fossil) to the gas turbine cycle. In advanced closed-cycle system, reheaters, recuperators, and intercoolers, which are forms of HEs, are occasionally used to enhance thermal efficiency. Despite the achievements that started in 1935, when the closed-cycle gas turbine was first patented by Keller and Ackeret [5], researchers have come to a point where limited improvement in the cycle performance can be accomplished via modifying the design set-up, using different forms of heat exchanging devices, or adding turbulators to promote heat exchange [8,9]. Hence, they have concluded that to surpass the current limitations, an advanced type or category of heat transfer fluid needs to be employed [10]. This is when nanofluids, which were discovered in 1993 by Masuda et al. [11] and named by Choi and Eastman in 1995 [12], were seen as one of the primary solutions for overcoming the aforementioned cycle improvement limitations. The primary advantage of using nanofluids as working fluids, is that they exhibit significantly enhanced heat transfer characteristics when compared to their conventional counterparts [13,14].

A nanofluid is a suspension fabricated through homogeneously dispersing nanoparticles (preferably <100 nm particle size and ≤ 1 vol. %) in a non-dissolving basefluid [15]. The particles themselves can be of pure metals, metallic oxides, carbides, carbon-based materials, alloys, or elemental compounds, whereas the hosting basefluids are usually made of any non-dissolving liquid such as water, ethanol, ethylene glycol (EG), oil, refrigerants, or a mixture made of two or more fluids [16]. Furthermore, the thermophysical properties (also referred to as the effective parameters) of the colloid greatly depends on the following points:

1. Nanoparticles:
 - a. Material type;
 - b. Size and shape;
 - c. Attraction/extraction characteristics with the hosting basefluid molecules;
 - d. Volumetric concentration;
 - e. Density;
 - f. Specific heat capacity; and
 - g. Thermal conductivity.
2. Basefluids:
 - a. Type;
 - b. Temperature;
 - c. pH value;
 - d. Molecular attraction/extraction behaviour towards the dispersed particles;
 - e. Density;
 - f. Specific heat capacity;
 - g. Viscosity; and
 - h. Thermal conductivity.

3. Preparation route:
 - a. Single-step method; or
 - b. Two-step approach.
4. Chemical or physical dispersion/s (if added).
5. Nanofluid long- and short-term dispersion, kinetic, and chemical stabilities.

As such, it is crucial to carefully consider the previously mentioned points for each given heat transfer system to optimize its performance efficiency (i.e., power requirements and thermal transport). One of the common ways of doing this is by numerically analyzing the testing scenarios before actually conducting the experiments [17–23]. A measure of the relevance of the use of nanofluids as working media in HEs can be obtained from a survey of published works, according to the Elsevier’s abstract and citation database, Scopus, there are 2373 documents in total published between 1996 and 2020 [24]. Of these publications, 94.61% were published between the years 2009 and 2019 as illustrated in Figure 1.

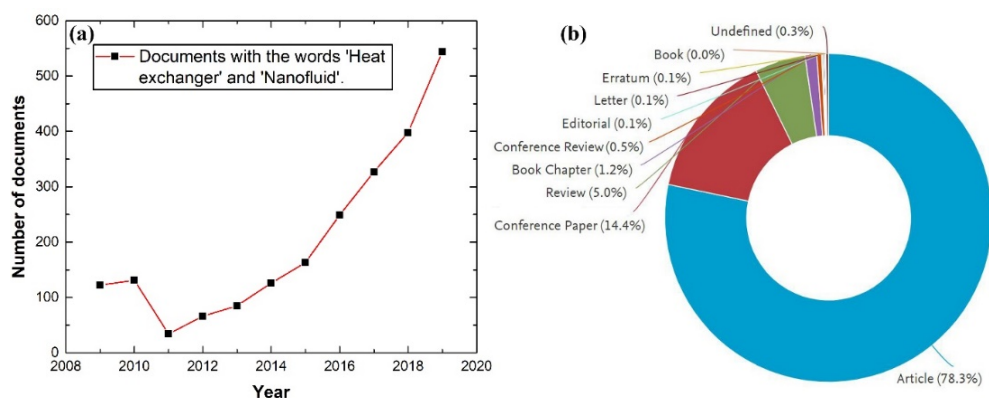


Figure 1. Data obtained from the Scopus database for the words ‘Heat exchanger’ and ‘Nanofluid’ from 2009 to 2019, where (a) shows the number of publications per year, and (b) demonstrates the type and percentage of these publications.

It is important to note that the data from Scopus were obtained by first screening the database for the words ‘Heat exchangers’, then the results were further refined to include the word ‘Nanofluid’ in the title, abstract, and/or keywords. Furthermore, investigating the reduction in the number of publications between the years 2011 to 2013, the authors have found that during the aforementioned period, researchers have focused essentially on improving the HE designs and the use of renewable sources for providing thermal energy to the system (e.g., solar or biomass). Additionally, the employment of nanofluids has extended beyond that of HEs to applications such as air purification systems [25], quenching media [26–28], liquid fuels enhancement [29], medical treatment [30], magnetic sealing [31], nano-lubricants [32,33], and many other usages.

This paper will provide an overview of the operating principles of HEs together with a summary of the development of the design of HEs to incorporate the more efficient usage of nanofluids as working media. The main difference between the present review and those previously published is that this work focuses on two types of HEs, namely plate HEs (PHEs) and the plate-fin HEs (PFHEs). These HEs are well-known to have a wide range of applications in different industries. Furthermore, the paper focuses on nanosuspensions made of carbon nanotubes (CNTs), due to these particles having exceptional thermal properties when compared with other known nanomaterials [34,35]. For example, CNTs have extremely elevated thermal conductivity [36,37], large aspect ratio [38], lower density [39,40], lower erosion and corrosion surface effects [41], higher stability [37], and lower pressure drop and pumping power requirements in comparison to their counterparts [42,43]. Section 2 presents a review of HEs general operation theory together with an in-depth focus on two key types of heat transfer devices, such as the PHE and PFHE. In addition, Section 3 provides a background on nanofluids fundamentals

and characteristics. Section 4 demonstrates the research work done on utilizing nanofluids in different types of HEs. Finally, Section 5 highlights the gap in present scientific knowledge that researchers will need to tackle in order to enable the commercial exploitation of these advanced types of fluids in heat exchange systems.

2. Heat Exchangers

A HE is a type of heat transfer device that is utilized for transferring the internal thermal energy between two or more fluids with different temperature levels [44]. In most cases, the HE design would not include any moving parts, thereby limiting weak points in the structure as well as frictional effects. However, in some exceptional cases, especially where compactness is a key requirement, the HE can include moving parts (e.g., rotatory regenerator and scraped surface HEs) [45,46]. As for the working fluid, it is usually in direct contact with the heat transfer surface, with conduction being the dominant heat transfer mode between the heat transfer surface and the fluid. Furthermore, there exist many different types of HEs, which are available for various industrial applications such as chemical reactors, refrigeration, power plants, food industry, petroleum, air-conditioning, heat recovery, and so forth [47,48]. The most familiar examples of HEs that are used in daily life are condensers, oil coolers, evaporators, and automotive radiators. There are many ways in which HEs can be categorised; for example industrial HEs can be classified based on the construction (i.e., tubular HEs, PHEs, extended surface HEs, and regenerative HEs), surface compactness, the phase of the working fluids (i.e., gas-liquid, liquid-liquid, and gas-gas), the arrangement of the fluid flow (i.e., parallel flow, counterflow, and crossflow), transfer processes (i.e., direct and indirect contact HEs), pass arrangements (i.e., single- or multi-pass HEs), and the heat transfer mechanisms (i.e., condensation and evaporation) [49]. Among all types of HEs, the plate and the plate-fin heat exchangers are the most widely used HEs throughout different applications. As such and due to the importance of these two types of HEs, the focus of the present review is specifically on these two types of HEs.

Various techniques have been employed by researchers and designers to improve the thermal effectiveness of different HEs. Among all the important parameters that are associated with improving HEs performance, the working fluid is one of the most important aspects that caught the attention of researchers and designers [50]. This is due to the fact that utilizing a working fluid that possesses higher thermal conductivity would lead to enhancing the heat transfer rate. Thus, a number of researchers have investigated replacing conventional working fluids (i.e., water, ethylene glycol, oil, etc.) with advanced types of fluids that possess superior thermophysical properties such as nanofluids, which are suspensions of nano-sized particles (including oxide, metal-oxide, carbon nanotubes) in conventional working fluids [51–55]. This class of working fluids was mentioned for the first time, by Choi and Eastman [12] in 1995. Replacing the conventional working fluids with nanofluids would improve the thermal efficiency of existing HEs along with providing the designers with the capability of decreasing the overall weight and size of the device [56]. Moreover, the required pumping power and power consumption for transmitting the working fluid would also be subsequently reduced.

In the following sub-sections, the PHEs and PFHEs are introduced, and their advantages and limitations are discussed in detail.

2.1. Plate Heat Exchangers

Historically, the first commercial PHE was introduced in 1923 by Dr. Richard Seligman [49], and this configuration remains extensively used in a range of devices in a variety of industries and applications. There are a number of different flow patterns and pass arrangements in PHEs, such as the series flow arrangement, single-pass looped arrangement, multi-pass with equal passes, and multi-pass with unequal pass. Figure 2 illustrates a schematic view of the different flow patterns and their pass arrangements.

The main advantages gained from employing PHEs are: (1) they provide high turbulence, which results in added heat transfer coefficients and more fluid flow uniformity; (2) they eliminate the

possibility of cross-contamination occurrence; (3) they provide true counterflow; and (4) they are easy to clean and maintain [49,56]. Nevertheless, there are some limitations associated with this type of HE. The main limitation would be that the PHEs must operate at a working condition of both low temperature and pressure (i.e., less than 149 °C and 300 psi). This is because the gaskets, which are designed for sealing, are typically made from elastomeric materials, and hence cannot withstand higher operational conditions than the ones specified previously. Moreover, the strength of the frame and the deformation resistance of the plate limit the permissible operating pressure. In addition to the aforementioned limitations, there is also the possibility of having leakages due to the use of gaskets; relatively low gasket lifetime as a result of the regular gasket removal for cleaning the plates; and the development of higher pressure drops in the system due to the narrow flow passages between the set of plates represent additional challenges to the design and operation of the PHEs.

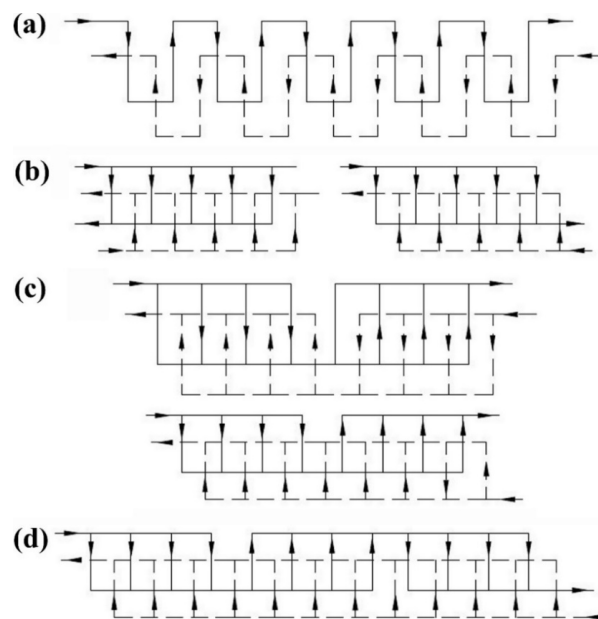


Figure 2. A schematic view of different flow patterns and pass arrangements in plate heat exchangers (PHEs), where (a) series flow, (b) single-pass looped, (c) multi-pass with equal pass, and (d) multi-pass with unequal pass [49].

Over the last decades, the markets have given rise to a strong demand for HEs that can overcome the pressure and temperature constraints, and thus scientists have continuously worked on maturing and developing the existing technology. This has led to introducing and manufacturing different types of PHEs. The main innovations and advantages of some of these PHE models are listed below:

- All-welded PHEs: The gaskets have been entirely eliminated, and as a result, the reliability of the HE has been enhanced by replacing a fully welded plate exchanger instead of the gaskets. This leads to eliminating the limitation associated with the operating pressure and temperature. The main constraint of this model is that no mechanical methods can be used for cleaning purposes, and therefore cleaning can only be achieved via chemical routes.
- Wide-gap PHEs: Having the free-flow channel for highly viscous fluids and other products that contain coarse particles leads to eliminating the clogging problem that is usually encountered in HEs of the shell and tube type.
- Free-flow PHEs: This unique design provides a wide flow path for fluids of high viscosity and fouling tendency and is also suitable for fluids that contain fibrous materials. This special design (free-flow design) can be considered as an improved design in comparison to the wide-gap PHEs. The main aspect of the design is that there is no contact point that can restrict the fluid flow in the flow path of the free-flow plates.

There are also other PHE models such as semi-welded or twin-plate HE, flow-flex tubular PHE, PHE with electrode plate, Supermax and Maxchanger PHE, plate-frame HE, and so forth. More detailed information about each model can be found in the *Heat Exchanger Design Handbook* [49].

While PHEs are particularly suitable for use in liquid-liquid applications in turbulent flow regimes, and they are widely used in different industries (i.e., heating and ventilating, food processing, breweries, oil and gas production, marine gas turbine, etc.), they are not recommended for use in gas-to-gas applications, vapor condensing under vacuum, and highly viscous fluids which pose flow distribution problems.

2.2. Plate-Fin Heat Exchangers

One type of compact HE is the PFHE. This category consists of parting sheets forming a stack of alternate flat plates with fin corrugations that are brazed together as a block. Figure 3 demonstrates a schematic view of the basic elements of a PFHE. Two main types of flow arrangement are available in PFHEs: crossflow and counterflow arrangement. These are schematically presented in Figure 4.

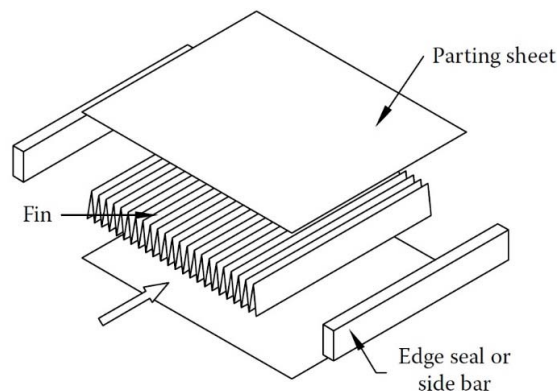


Figure 3. A schematic view of different elements of a plate-fin heat exchanger (PFHE) [49].

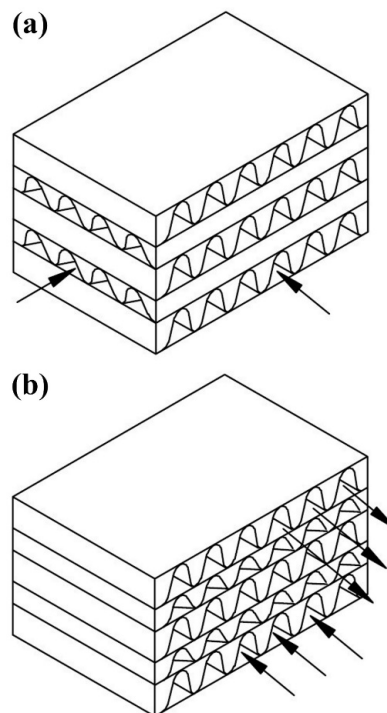


Figure 4. A schematic view of the two types of flow arrangement in a PFHE, where (a) Crossflow, and (b) Counterflow arrangement [49].

The compactness and lightweight of PFHEs are their most important features and it is for this reason that they have been widely employed in the aerospace industry. They are also used in cryogenics applications since they possess large heat transfer areas and are therefore designed to operate with small temperature differences. Other applications of PFHEs include petrochemical production, syngas production, automotive and locomotive, air separation, marine gas turbine, and oil and natural gas processing.

One of the researchers in the field, Shah [57,58], discussed the most important features of PFHEs, and concluded the following:

- Fluid leakage possibilities do not exist or rarely occur, and as such there is no risk associated with the fluid mixing or contamination.
- PFHEs are designed for low-pressure applications (i.e., less than 1000 kPa).
- This class of HEs are mainly used for gas-to-gas applications and, in particular cases, in gas-to-liquid systems (e.g., the WR-21 marine propulsion gas turbine cycle).
- PFHEs offer high area density (i.e., up to approximately 6000 m²/m³).
- Various fins geometries (rectangular, tubular, offset strip, and wavy fin) can be utilized between the plates for various applications.
- PFHEs are designed for operating temperatures up to approximately 800 °C. The type of fin-to-plate bonding and the materials define the maximum operating temperatures.

PFHEs bring many advantages in practical applications. The main ones can be summarized as follows [59]:

- PFHEs provide superior thermal performance compared to their counterparts by using extended surfaces.
- PFHEs can operate effectively with temperature differences as low as 1 °C for single phase streams; while between multiphase streams, the temperature difference can be as low as 3 °C.
- For cryogenic applications, brazed aluminum PFHEs are the optimum choice due to the high surface compactness, the capability of handling multiple streams, and the highly desirable low-temperature properties at which they are able to operate.
- In cryogenic applications, a thermal effectiveness of the order of 95% or higher can be attained.
- PFHEs have large heat transfer surface per unit volume, and low weight per unit heat transfer.
- Exchanging heat between many process streams is possible in PFHEs.
- PFHEs can be used in different temperatures (from 0 to 800 °C) and pressures (up to 140 bar) by selecting the proper materials. However, they rarely get exposed simultaneously to a high temperature and pressure operating environment [58].

While PFHEs provide many advantages compared to other types of HEs, they also have some limitations. The most important limitations are the size and fouling build-up. The maximum size of a PFHE is limited by the dimensions of the brazing furnace and capacity of the furnace lifting. Moreover, the maximum size that can be brazed is also limited by the heating features of denser blocks. As for the fouling, since the passages in PFHEs are small, the applications of the PFHEs is limited to relatively clean streams since there is no easy way of cleaning PFHEs. Thus, the use of wavy fins is recommended in cases in which there is a high possibility of fouling [58]. It is important to note that the introduction of a fouled layer on the device surface will affect the fluid dynamics in the passages due to the modified surface wettability behavior, and with it the efficiency of the HE [60–62].

3. Nanofluids: Fundamentals and Characteristics

The first theory to explain how the thermal properties of any conventional liquid could be enhanced through dispersing solid particles with higher thermal conductivity was the one provided by Maxwell in 1881 [63]. Maxwell's concept was followed by experimental work performed on mm and

μm scaled particles by Ahuja in 1975, Liu et al. in 1988, and by other researchers from Argonne National Laboratory (ANL) in 1992 [64–68]. Their results have shown significant improvement in the overall thermal conductivity of the fluids, but they have also noted that the particles within their as-prepared suspensions tended to largely agglomerate into each other, and hence clog small piping passages along the process. This is why, in 1993, Masuda et al. [11] explored the possibility of using ultra-fine particles to overcome the previous obstacle. The colloidal suspension that Masuda et al. [11] first introduced was later on called ‘Nanofluids’ by Choi and Eastman in 1995 [12]. Since nanoparticles have a large surface area exposed to the surrounding environment, these types of advanced suspensions have a far higher effective thermal conductivity compared to their mm and μm counterparts [12,69]. Examples of different types of nanoparticles and basefluids used in fabricating nanofluids are shown in Table 1. Although, now, scientists have advanced in the field of nanofluids to the point where hybrid nanofluids (i.e., nanofluids prepared with more than one nanomaterial) are being explored [70–73], optimizing the thermophysical properties and dispersion stability remains the main challenge with regard to the commercialization of such types of fabricated fluids.

Table 1. Different types of nanoparticles and basefluids used in fabricating nanofluids.

Origin	Nanoparticles	Basefluids	Source
Metals	Cu *	Water, EG, oil, acetone, and water & EG mixture.	[68,74–79]
	Ag *	Water, and toluene.	[80,81]
	Au *	Water, and toluene.	[81–83]
	Al *	Water, oil, EG, kerosene.	[15,84–87]
Oxides	Al ₂ O ₃ *	Water, EG, oil, and water & glycerine mixture.	[82,88–96]
	CuO *	Water, oil, and R-134a *.	[92,93,97–101]
	ZnO *	Water, EG, and oil.	[102–109]
	TiO ₂ *	Water, EG, oil, water & EG mixture, and bioglycol & water mixture.	[110–116]
	SiO ₂ *	Water, EG, glycerol, oil, and glycerol & EG mixture.	[80,117–121]
Carbon-based	MWCNTs *	Water, EG, water & EG mixture, and fullerenes oil.	[88,122–128]
	DWCNTs *	Water, and EG.	[129,130]
	SWCNTs *	Water, water & EG mixture.	[131,132]
	Nanodiamond	Water, EG, propylene glycol, midel oil, silicone oil, mineral oil, transformer oil, and engine oil.	[133]
	Graphene	Water, water & EG mixture.	[134–136]
	Graphite	Water, texatherm oil.	[137–139]

(*) Note: Cu, Ag, Au, Al, Al₂O₃, CuO, ZnO, TiO₂, SiO₂, MWCNTs, DWCNTs, SWCNTs, and R-134a are referred to copper, silver, gold, aluminium, aluminium oxide (also known as alumina), copper oxide (also known as cupric oxide), zinc oxide, titanium oxide, silicon dioxide (also known as silica), multi-walled CNTs, double-walled CNTs, single-walled CNTs, and 1,1,1,2-Tetrafluoroethane, respectively.

3.1. Fabrication Approaches

The method used for nanofluid preparation is the key step towards obtaining a homogeneously dispersed suspension and hence can help towards providing a colloid of relatively ideal effective thermal conductivity and dispersion stability. There are two primary approaches for producing nanofluids, namely the single-step process (sometimes referred to as the one-step approach) and the two-step method [140,141]. The single-step route is a bottom-up approach, where the nanoparticles are synthesized and dispersed simultaneously in the basefluid through a single process [142,143]. The advantage associated with this fabrication approach is that it provides nanofluids of high dispersion stability and that the drying, storage, and transportation of nanoparticles are not needed for conducting the process. However, the drawback of the single-step method is that the formation

of residuals due to uncompleted reactions is always present in the suspension. An example of such an approach is the vacuum evaporation onto a running oil substrate (VEROS) method, which was developed by Akoh et al. [144]. The previous process was afterwards modified by Wagener et al. [145], by using a magnetron sputtering device of high pressure to form dispersions of *Fe* and *Ag* particles. Eastman et al. [146] were also successful in developing the VEROS process (Figure 5) through condensing *Cu* vapor directly with a low-pressure vapor of EG to produce *Cu*—EG nanofluids. Other forms of the nanofluids one-step production method are the laser ablation, submerged arc nanoparticles synthesis system (SANSS), microwave irradiation, phase transfer, polyol method, physical vapor condensation, and plasma discharge. A detailed explanation of the aforementioned single-step approaches can be found in Mukherjee et al.'s [147].

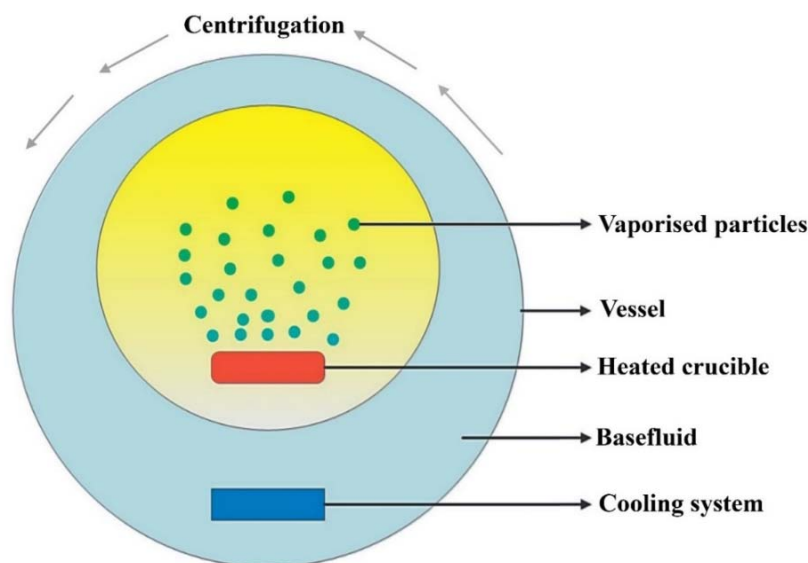


Figure 5. Eastman et al. one-step method for nanofluids fabrication. Reproduced with permission from [146]. Cambridge University Press, 2011.

On the other hand, the two-step method (Figure 6) uses physically or chemically pre-prepared nanoparticles, after which they are dispersed in a basefluid, with or without adding a surfactant, by one or more of the following processes:

- Sonication [93,124,148–150].
- Magnetic stirring [98,151–153].
- Homogenizing [98,154,155].

As commercial nanoparticles are widely available, the two-step method is considered to be the most favorable and cost-effective approach for fabricating nanofluids, especially when a large quantity of the nanosuspension is desired [150,156]. Nevertheless, many researchers have experienced particle agglomeration and sedimentation within their nanofluids whilst employing the previously mentioned method [16]. Some have also reported variations in the thermophysical properties of their colloidal suspensions due to the difference in the temperature of the final product caused by the fabrication device and/or the surrounding environment [13,15,157].

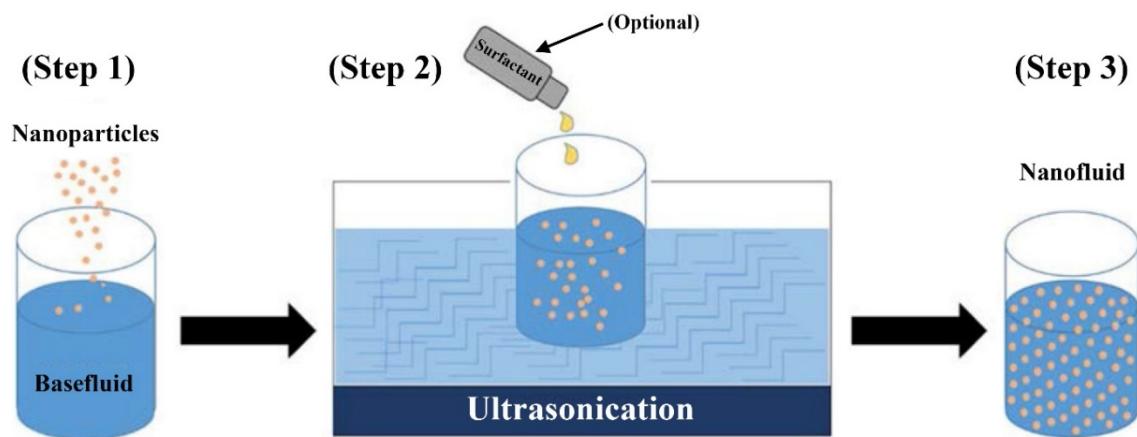


Figure 6. Illustration of the two-step nanofluid fabrication method using an ultrasonicator device [158].

3.2. Dispersion Stability

As mentioned earlier, nanofluids have superior effective thermal conductivity compared to conventional working fluids. This notable enhancement in the thermal conductivity of the suspension is due to the high thermal conductivity of the dispersed nanoparticles within the basefluid of lower thermal conductivity. In the case where these particles become agglomerated and/or separated from the basefluid, through particle sedimentation, the nanofluid thermal conductivity degrades and hence loses its full potential. This is why the stability of the dispersion is one of the most important parameters which need to be optimized when fabricating such a class of fluids. Figure 7 illustrates the relation between the nanofluid stability and its effective thermal conductivity.

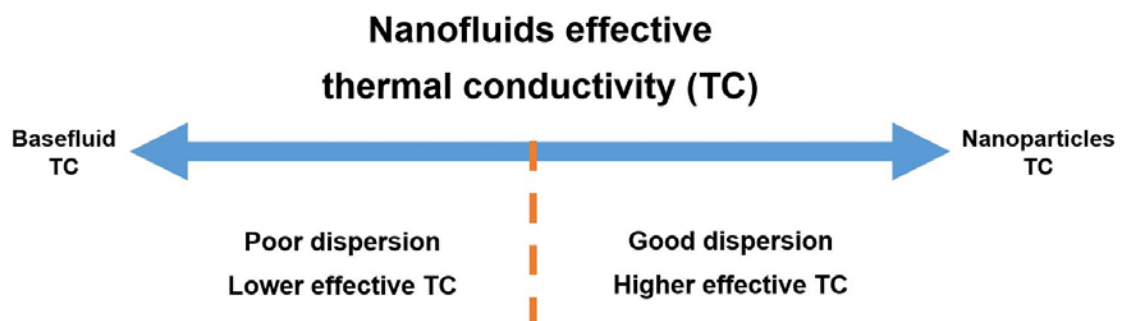


Figure 7. Relation between nanofluid stability and its effective thermal conductivity.

There are three main aspects that influence the overall stability of the colloidal suspensions, namely the dispersion stability, chemical stability, and kinetic stability [147]. Dispersion stability describes the aggregation between the randomly distributed particles in the fluid, while chemical stability takes into account the chemical reaction that develops between the particles and their surrounding liquid environment. It is important to note that, under specific production conditions, the chemical stability of the colloidal suspension may be neglected (e.g., fabrication of nanofluids below the temperature point of a chemical reaction). Furthermore, the kinetic stability of the suspension is defined by the dynamic motion (also known as the Brownian motion) of the nanoparticles that are scattered within the basefluid. The fabrication approach impacts on the aforementioned three parameters (i.e., dispersion, chemical, and kinetic stabilities) and hence on the overall stability of the nanofluid; and is itself a function of the particles' material, size, shape, and concentration; basefluid type, temperature, and acidity; and the type of surfactant used (if any). In order to determine the stability of nanofluids, researchers have worked on developing quantitative and qualitative techniques that have been adopted by many scientists in the field today [16,125]. Examples of these stability evaluation

methods are: (1) light scattering technique, (2) sedimentation photographic method, (3) zeta potential analysis, (4) electron microscopy, and (5) 3- ω method. In addition, to enhance the stability of the colloidal, researchers have proposed the use of chemical routes, such as pH adjustment, particle surface modifications, and the addition of surfactant; and/or physical approaches such as ultrasonication, magnetic stirring, and homogenizer. Further details on stability improvement methods can be found in the works of Mukherjee et al. [147] and Ali et al. [16].

3.3. Nanofluids Thermophysical Properties

The effective thermophysical properties of a nanofluid determine the rate of heat transfer that the fluid can provide to its hosting system [159]. These effective properties (e.g., effective thermal conductivity and effective viscosity) are influenced by the basefluid type and condition, particle characteristics, and volumetric concentration. When considering stability as a parameter of the thermophysical properties of the nanosuspension, researchers have found that such a factor does not affect the effective density nor the effective specific heat capacity of the colloidal suspensions [160–163]. This is due to the fact that the effective density of a nanofluid is constrained by the overall mass and volume of the mixture, while the effective specific heat capacity is directly governed by the concentration of the particles within the dispersion. It is important to note that the specific heat capacity of a nanofluid is usually lower than its basefluid [148,164]. The following equations can be used to accurately calculate both of the properties mentioned above, as reported in the literature [16]:

$$f_V = \frac{V_{np}}{V_{np} + V_{bf}} \approx \frac{V_{np}}{V_{bf}} \quad (1)$$

$$\rho_{nf} = f_V \times \rho_{np} + (1 - f_V) \times \rho_{bf} \quad (2)$$

$$C_{p_{nf}} = \frac{\rho_{bf} \times (1 - f_V)}{\rho_{nf}} \times C_{p_{bf}} + \frac{\rho_{np} \cdot f_V}{\rho_{nf}} \times C_{p_{np}} \quad (3)$$

where f_V , V_{np} , V_{bf} , ρ_{nf} , ρ_{np} , ρ_{bf} , $C_{p_{nf}}$, $C_{p_{bf}}$, and $C_{p_{np}}$ are the volumetric concentration, volume of nanoparticles, volume of the basefluid, nanofluid density, nanoparticles density, basefluid density, nanofluid specific heat capacity, basefluid specific heat capacity, and nanoparticles specific heat capacity, respectively. On the other hand, intensive research investigations on both effective thermal conductivity and effective viscosity of nanofluids have shown that these thermophysical properties are strongly dependent on the stability of the colloidal suspensions [89,165–168]. For example, in an unstable case, the value of the effective thermal conductivity of the dispersion degrades with settling time due to particle clustering and separation from the basefluid. As for the effective viscosity, an unstable suspension would result in the fluid being divided into multiple regions (i.e., two in the case of full particle separation, otherwise more) with the bottom section, due to gravitational force, being the most viscous of them all. Additional parameters that also contribute to the final effective viscosity and thermal conductivity of the suspension are the particle type, shape, and size; basefluid type, acidity, and temperature; addition of surfactant and/or functionalized materials; and the preparation approach used. Moreover, most of the proposed theoretical correlations that are available in the literature for nanofluids thermal conductivity and viscosity are limited by the experimental conditions from which they were derived (i.e., they are not universal equations) [16,56,169]. Readers can find full details on the historical and recent (up to the year 2019) developments in nanofluids' effective thermal conductivity and effective viscosity correlations in the published work of Bakthavatchalam et al. [170]. For the aforementioned reasons, the most reliable determination of the two properties mentioned above can only be achieved accurately via experimental measurements, such as the following [133,171,172]:

1. Effective thermal conductivity:
 - a. Cylindrical cell method;
 - b. Steady-state parallel-plate method;

- c. Temperature oscillation approach;
 - d. 3- ω method;
 - e. Thermal comparator method;
 - f. Thermal constants analyzer approach;
 - g. Flash lamp method; and
 - h. Transient hot-wire method.
2. Effective viscosity:
- a. Capillary tube viscometer;
 - b. Rotating viscometer;
 - c. Capillary viscometer;
 - d. Pressure differences over capillaries device; and
 - e. Torsional oscillating cup.

It is important to note that, out of the previously mentioned devices, the transient hot-wire and the rotating viscometer methods are the two preferred approaches used for measuring nanofluids' effective thermal conductivity and effective viscosity, respectively. In addition, it has been noted that the two aforementioned thermophysical properties always have higher values in the suspension form when compared to those of the basefluid used.

Pozhar [173] investigated the viscosity of a nanofluid using a simplified version of the more rigorous Pozhar–Gubbins theory. His results supported the claim that the theoretical expression accurately modeled the properties of the nanofluid. The paper introduced the idea that the nanoparticles could penetrate the walls of the containing vessel and that this would enhance the layering effect at HE boundaries. The paper also presented results that showed that the layering of nanoparticles in the basefluid could increase its viscosity by a factor as high as 3 or even 4 at relatively low volume fractions. Xuan and Li [68] fabricated Cu–water and Cu–transformer oil nanofluids with the addition of laurate salt and oleic acid as surfactants, respectively. The stability of the samples was analyzed using a transmission electron microscope (TEM) device, while the effective thermal conductivity of the suspension was determined using a hot-wire apparatus. They found that adding 9 wt. % laurate salt and 22 wt. % of oleic acid caused the as-fabricated suspension of Cu–water to stabilize for 30 h and the Cu–transformer oil for 1 week, respectively. They further reported that increasing the volume fraction of particles in the suspension caused an increase in both effective thermal conductivity and effective viscosity. The authors linked this rise in thermophysical properties to the reduction in the distance between the scattered nanoparticles in the hosting basefluid. Khanafer et al. [174] developed a model to analyze the heat transfer performance of nanofluids inside an enclosure taking into account the solid particles' dispersion. They solved the transport equations numerically using a finite-volume approach with an alternating direct implicit procedure. The results showed that the suspended nanoparticles increase the heat transfer rate at any given Grashof number, and the increase in heat transfer rate improved with the increase in nanoparticle volume fraction. However, there was a variance between different sets of results due to sedimentation and stability issues within their as-fabricated samples. Additionally, a series of experiments was carried out to measure the thermal conductivity and rheological properties of graphite-oil nanofluids by Wang et al. [175]. They used a scanning electron microscope (SEM) and a TEM device to observe and analyze the particles' sizes and morphologies of their graphite-oil nanofluids. They also measured the thermal conductivity of their suspension through a transient hot-wire approach. Their findings indicated that parameters such as milling time, dispersant stability, graphite concentration, and the basefluid temperature had a significant effect on the enhancement of the thermal conductivity, with the particle volume fraction having the highest impact on the thermal property. For example, compared to the basefluid, their nanofluids showed an improvement in their thermal conductivities from 11 to 36%, when the solid volume fraction of graphite increased from 0.68 to 1.36%.

4. Application of Nanofluids in Heat Exchangers

In Section 2, the applications and importance of HEs, especially plate and plate-fin HEs, have been presented and discussed in detail. It is known that HEs are used in many different industries for energy conversion, conservation, and saving. Thus, the efficiency of these HEs is of paramount importance. Various techniques have been so far employed by researchers to improve the heat transfer efficiency of HEs. Among these techniques, geometrical modification such as adopting fins to increase the heat transfer area, is one of the most widely used techniques in the literature. However, there are some drawbacks of using fins since they lead to an increase in the size and weight of the HEs [176]. Another method that can be employed to improve the heat transfer efficiency of HEs is to employ a new class of fluids which possess superior thermal properties compared to conventional working fluids. Amongst those new classes of working fluids, nanofluids are regarded as being very promising for the reasons described in Section 3 of this article. Various nanofluids containing oxide, metal oxide, CNT, and a combination of different nanoparticles (hybrid nanofluids) in different working fluids have been studied across the literature.

It is well-known throughout the scientific community that CNT nanoparticles, including SW, DW, and MW, possess higher thermal properties compared to any other nanoparticles of metallic or metal oxide base. Figure 8 illustrates the thermal conductivity of some nanomaterials. As can be seen, CNT nanoparticles possess the highest thermal conductivity, and consequently the higher heat transfer rates. Therefore, many researchers have employed CNT-based nanofluids to augment the heat transfer efficiency of PHEs [177,178]. In the present review, the focus will be on the available literature that employed CNT-based nanofluids (mono and hybrid nanoparticles) to improve the heat transfer efficiency of plate HEs and plate-fin HEs.

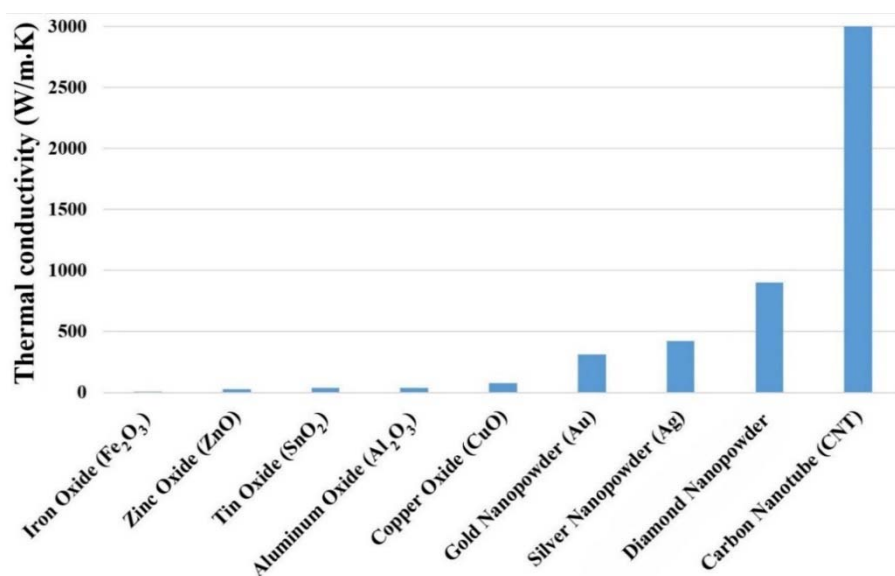


Figure 8. Thermal conductivity of selected nanomaterials [179].

4.1. Plate Heat Exchangers

4.1.1. CNT-Based Nanofluids

The effects of using a water-based nanofluid containing MWCNT nanoparticles on the heat transfer efficiency of a PHE in the application of milk pasteurization have been experimentally studied by Tabari and Heris [180]. They employed the two-step method for preparing the nanofluid samples in three different solid concentrations of 0.25, 0.35, and 0.55 wt. % by using a surfactant. They investigated the heat transfer coefficient (h) and the Nusselt (Nu) number. They performed the experiments over different ranges of Peclet number (350–1000). They found that increasing the solid concentration and

Peclet (Pe) number leads to an augmentation of the h and Nu . They also reported that heat transfer performance is better at higher Pe numbers. They also presented the relative convective heat transfer coefficient (heat transfer of nanofluid to that of the basefluid) and reported that the maximum relative convective heat transfer coefficient (h_{nf}/h_w) took place at the Pe number of 1000 and solid concentration of 0.55 wt. % by 33%. Figure 9 presents the variations of the relative h with respect to the Pe number in different solid concentrations.

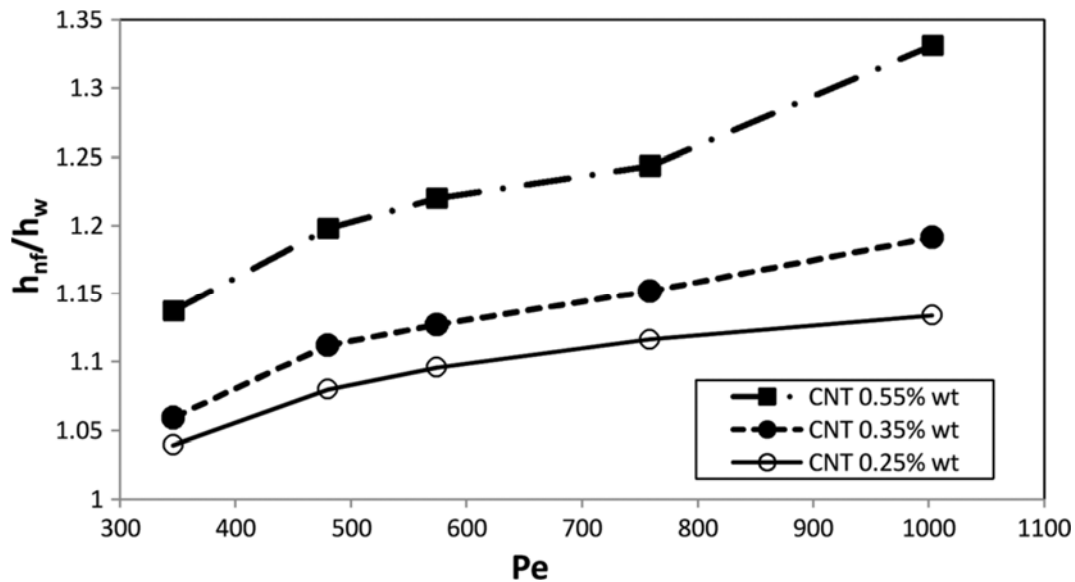


Figure 9. Variations of relative convective heat transfer coefficient versus Peclet number in different solid concentrations. Reproduced with permission from [180]. Taylor & Francis, 2015.

Sarafraz and Hormozi [181] experimentally studied the effects of using MWCNT-water nanofluid as a working fluid on heat transfer and pressure drop of a PHE. They performed the experiments over a different range of Re numbers (700–25,000), solid concentrations (0.5–1.5 vol. %), and inlet fluid temperatures (50–70 °C). They found that increasing the Reynolds (Re) number and solid concentration results in the augmentation of the Nu number (Figure 10a). Moreover, they reported that increasing the fluid inlet temperature leads to a slight increase in the Nu number (Figure 10b). They also observed that increasing the Re number and solid concentration results in increasing the pressure drop. However, increasing the Re number leads to a more significant increase in the pressure drop compared to that of the solid concentration. They concluded that using MWCNT-water leads to having a better thermal performance of the PEH, while it imposes some penalty in terms of pressure drop and friction factor.

Goodarzi et al. [182] studied heat transfer and pressure drop in a counter flow corrugated PHE employing a MWCNT-water nanofluid in different solid concentrations (0.0 to 1.0 vol. %) and Re numbers (2500 to 10,000) under the turbulent flow regime. They investigated the effects of using nanofluids on the convective heat transfer coefficient, pressure loss and pumping power, and Nu number. They reported that the heat transfer performance increases as the Re number and solid concentration of nanoparticles increases. However, increasing the Re number and solid concentration results in increasing the friction factor, and as a result, increasing the pumping power. Finally, they reached the conclusion that replacing the MWCNT-water nanofluid with the basefluid (water) results in improving the heat transfer efficiency of the PHE.

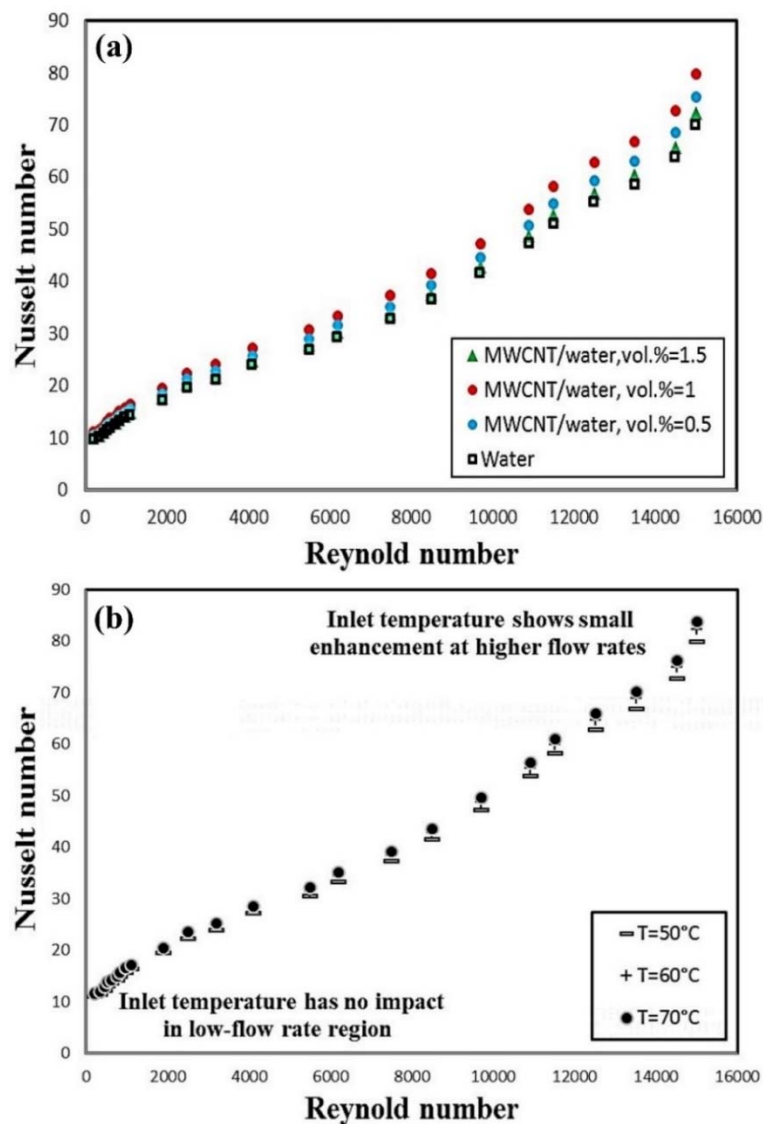


Figure 10. (a) Variations of Nu number of the nanofluid and water versus Re number, and (b) Variations of the Nu number versus Re number in different inlet fluid temperature. Reproduced with permission from [181]. Elsevier, 2016.

In a comparative experimental study, the effects of using pure water, MWCNT-water, and Al_2O_3 -water nanofluid on the convective heat transfer and pressure drop in a PHE were investigated by Huang et al. [88]. They performed the experiments over a different range of Re numbers, solid concentrations, and flow velocities. They reported that, at a constant Re number, the nanofluids showed better heat transfer performance compared to that of the pure water. However, at a constant flow velocity, the heat transfer performance of the nanofluids deteriorated. They reported that the heat transfer enhancement of MWCNT-water nanofluid is higher than that of the Al_2O_3 -water nanofluid. This would be because of the higher thermal conductivity of the MWCNT-water nanofluid. They also found that increasing the solid concentration of nanoparticles leads to decreasing the convective heat transfer coefficient, as can be seen in Figure 11. Moreover, they declared that increasing the solid concentration results in increasing the pressure drop and friction factor. Based on the experimental data, they also proposed a new correlation to predict the heat transfer and friction factor of the nanofluids.

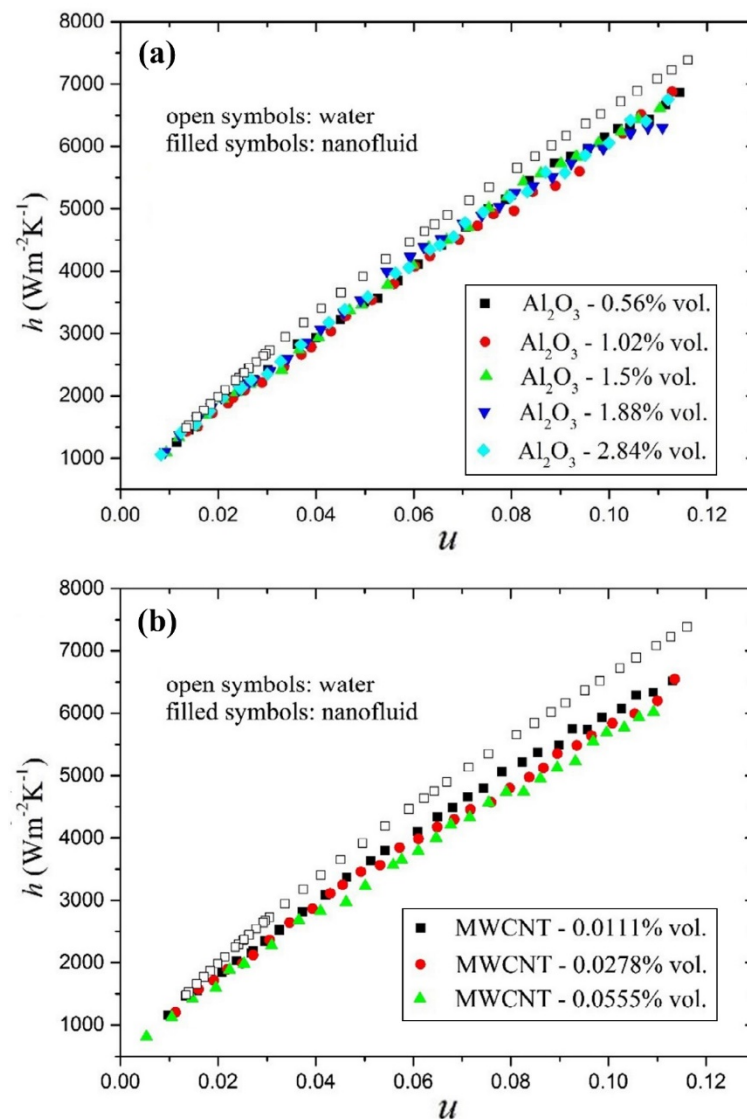


Figure 11. Variations of the convective heat transfer coefficient versus flow velocity (u) in different solid concentrations for: (a) Al_2O_3 -water nanofluid, and (b) MWCNT-water nanofluid. Reproduced with permission from [88]. Elsevier, 2015.

In another experimental study, performed by Kumar et al. [183], the heat transfer of a PHE using different nanofluids (TiO_2 , Al_2O_3 , ZnO , CeO_2 , graphene nanoplate, and MWCNT-water) under the effects of variable spacing between the plates was studied. The spaces varied from 2.5 to 10 mm. The thermophysical properties of all the nanofluids investigated, including thermal conductivity, viscosity, density, and specific heat, were experimentally measured at different solid concentrations of 0.5, 0.75, 1.00, and 1.25 vol. %. As can be seen in Figure 12, all the measured thermophysical properties of the MWCNT-water nanofluid exhibited significantly higher values than those of the other nanofluids. Their results indicated that, at the spacing of 5 mm, the MWCNT-water nanofluid showed the highest heat transfer coefficient compared to the other nanofluids studied (see Figure 13a). The maximum heat transfer of the MWCNT-water nanofluid was 53% higher than that of the pure water. Moreover, the results showed that the minimum values of the pressure drop corresponded to the use of the MWCNT-water nanofluid (see Figure 13b).

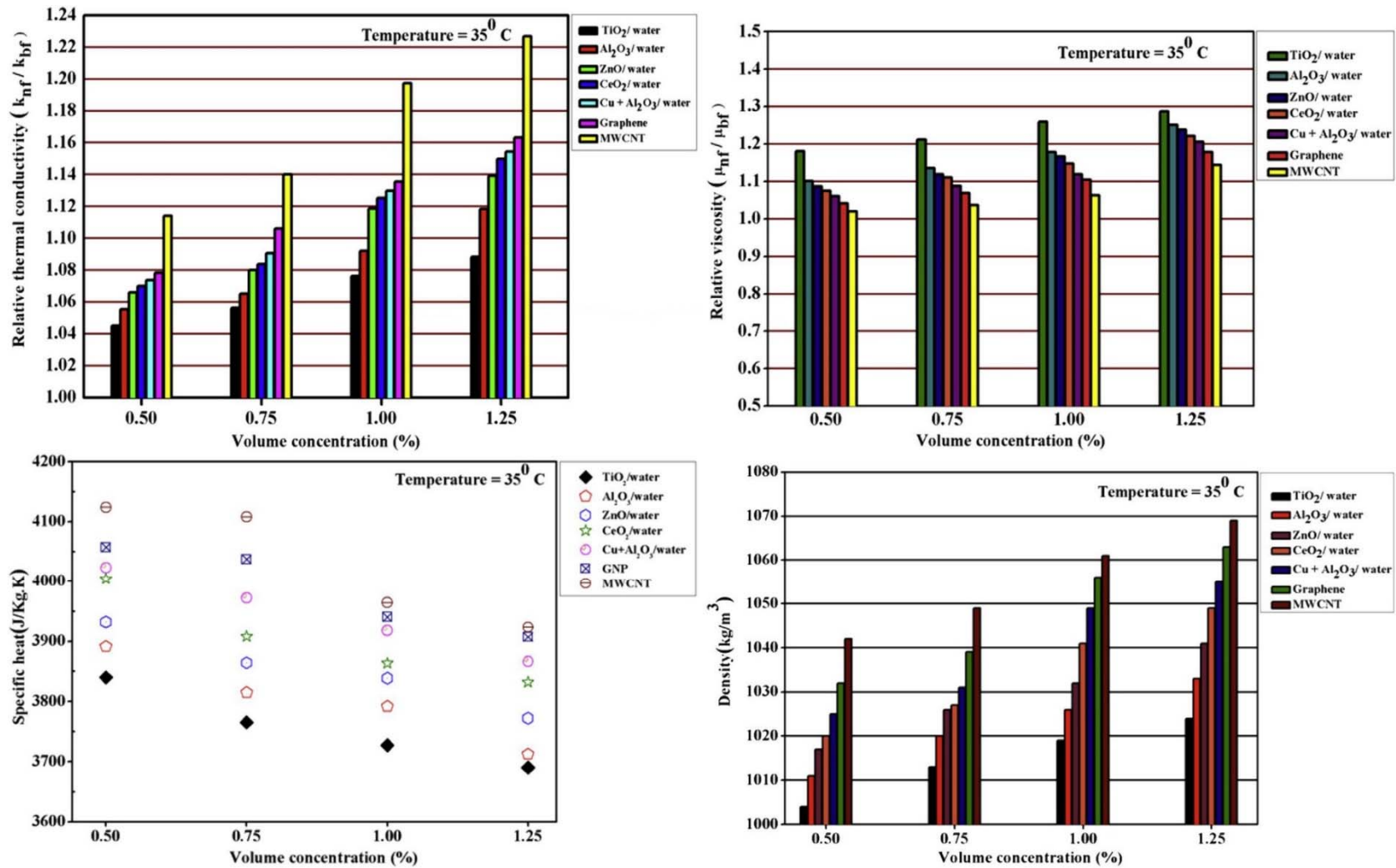


Figure 12. Variation of the relative thermophysical properties of the studied nanofluids. Reproduced with permission from [183]. Elsevier, 2016.

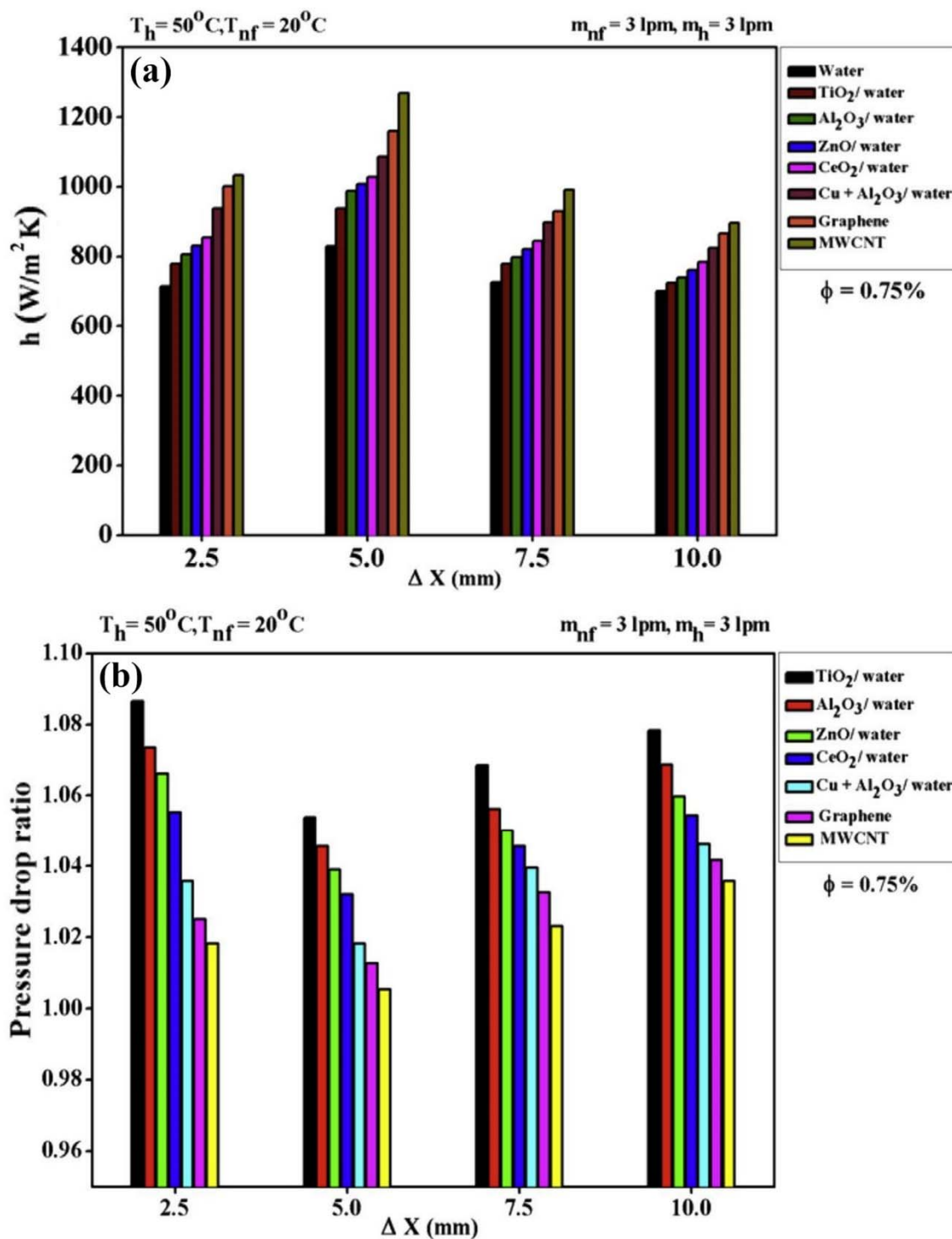


Figure 13. Variations of (a) the convective heat transfer coefficient, and (b) pressure drop versus the spacing value at the solid concentration of 0.75 vol. %. Reproduced with permission from [183]. Elsevier, 2016.

4.1.2. Hybrid Nanofluids Containing CNT Nanoparticles

Another class of nanofluids, which received considerable attention from researchers, is hybrid nanofluids. Hybrid nanofluids contain a combination of different types of nanoparticles with a given ratio [184]. The main idea of using hybrid nanofluids is to enhance the thermophysical properties of the conventional working fluids. One of the widely used combinations of hybrid nanofluids involves the

mixing of CNT nanoparticle with oxide and metal oxide nanoparticles. Many researchers investigated the thermophysical properties and heat transfer of hybrid nanofluids and reported that hybrid nanofluids showed better thermal performance compared to other types of nanofluids [32,33,71,73]. In this section, the available literature on the effects of using hybrid nanofluids on heat transfer performance of PHE will be reviewed and discussed.

The effects of using MWCNT/Al₂O₃-water nanofluid, with the ratio of 1:2.5, on the heat transfer performance of a chevron corrugated PHE has been experimentally studied by Huang et al. [185]. They added a small amount of MWCNT to the nanofluid in order to increase the thermal conductivity of the mixture. They conducted the experiment with pure water, Al₂O₃-water, and the hybrid MWCNT/Al₂O₃-water nanofluid, and compared the results of the convective heat transfer coefficient and the pressure drop. They found that, at the same flow velocity, the thermal performance of the hybrid nanofluid was marginally superior to that of the pure water and Al₂O₃-water nanofluid (Figure 14a). They also noted that the pressure drop of the hybrid nanofluid is slightly lower than that of the Al₂O₃-water nanofluid (Figure 14b), whilst being higher than that of pure water. Based on the experimental data, they proposed a new correlation for predicting the *Nu* number. They concluded that the studied hybrid nanofluid would be a promising substitute for the water and Al₂O₃-water nanofluid in heat transfer applications.

In another experimental study, Kumar et al. [186] investigated the heat transfer performance and exergy analysis of different hybrid nanofluids (Al₂O₃/MWCNT-water, TiO₂/MWCNT-water, ZnO/MWCNT-water, and CeO₂/MWCNT-water), with the ratio of 80:20, in different solid concentrations (0.25 to 2 vol. %) and at the temperature of 35 °C in a PHE. They began by measuring the thermophysical properties of the hybrid nanofluids, including thermal conductivity, dynamic viscosity, density, and specific heat. They reported that the maximum enhancement in thermal conductivity belonged to the CeO₂/MWCNT-water hybrid nanofluid by 26.59%. Based on the Mouromtseff number [187], they found that the solid concentration of 0.75 vol. % is the optimum in which the maximum heat transfer would be achieved. Then, they investigated the effects of using the hybrid nanofluids on the heat transfer performance of a PHE and reported that, as expected, the CeO₂/MWCNT-water nanofluid possessed the best performance compared to the other hybrid nanofluids studied. They also reported that the CeO₂/MWCNT-water nanofluid showed the lowest exergy loss and total entropy generation.

The effects of using a hybrid nanofluid containing Al₂O₃-MWCNT with different ratios (5:0, 4:1, 3:2, 2:3, 1:4, and 0:5), at the solid concentration of 0.01 vol. %, on the thermal performance of a counterflow corrugated PHE, have been experimentally studied by Bhattad et al. [188]. They performed the experiments over a range of the fluid inlet temperatures (10 to 25 °C) and flow rates (2.0 to 0.4 L/m), and studied the heat transfer coefficient, *Nu* number, pressure loss, and performance index. They found that the Al₂O₃-MWCNT-water hybrid nanofluid possessed a better thermal performance compared to Al₂O₃-water nanofluid. Moreover, variations of the *Nu* number versus *Re* number (Figure 15) revealed that the MWCNT-water nanofluid possessed the highest *Nu* number in all the *Re* numbers studied, while the Al₂O₃-water nanofluid showed the lowest *Nu* number. They also found that the maximum enhancement in heat transfer coefficient took place at the ratio of 0:5 (Al₂O₃:MWCNT) by 15.2%, while the minimum enhancement in heat transfer coefficient took place at the ratio of 5:0. They also reported that adding nanomaterials has a negligible effect on the pumping power and pressure loss.

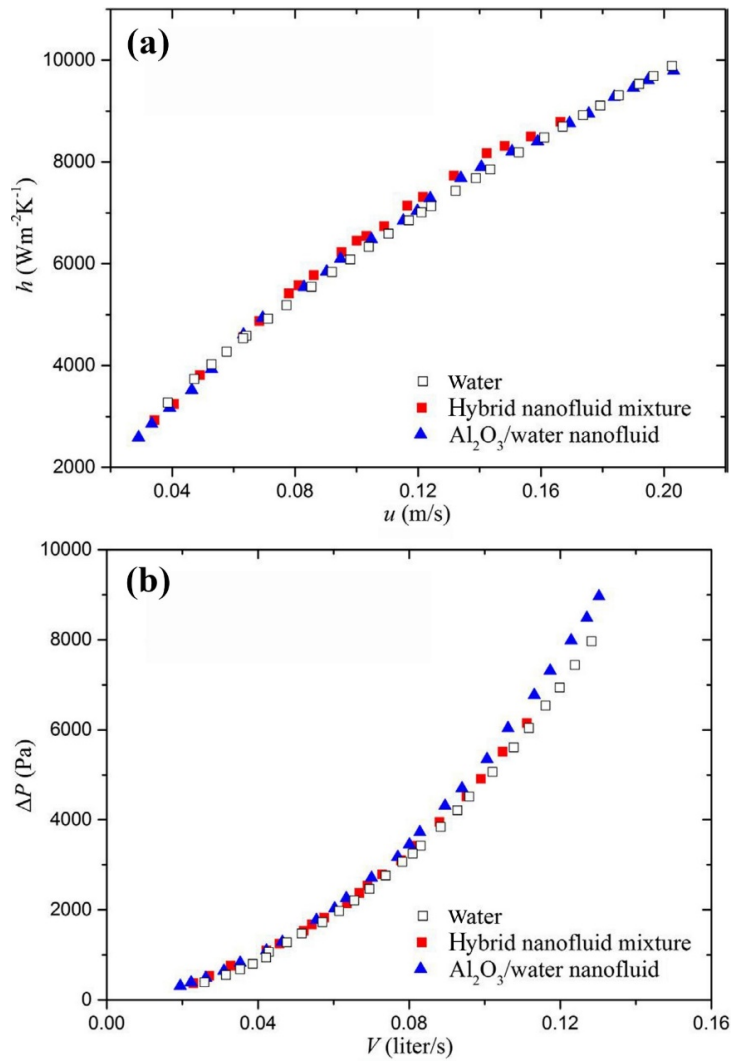


Figure 14. Variation of the (a) convective heat transfer coefficient, and (b) pressure drop versus fluid velocity for the three different fluids. Reproduced with permission from [185]. Elsevier, 2016.

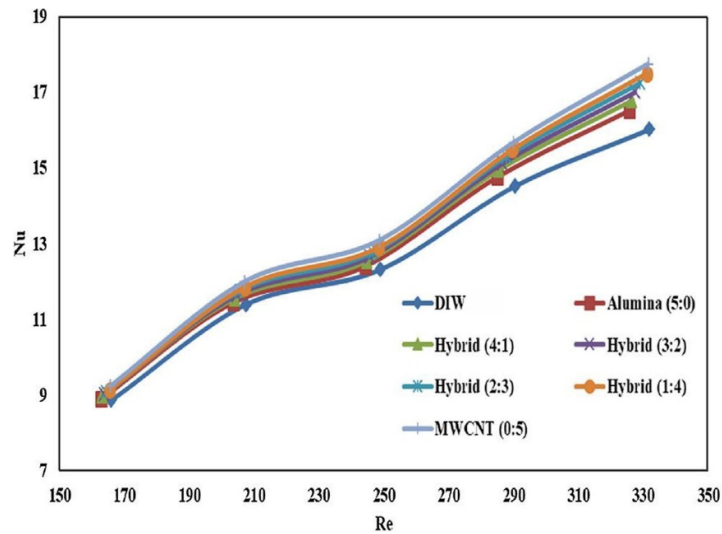


Figure 15. Variations of Nu number versus Re number in different ratios of the Al_2O_3 and MWCNT nanoparticles. Reproduced with permission from [188]. Elsevier, 2019.

In another experimental study, performed by Bhattad et al. [189], the effects of using various hybrid nanofluids ($\text{Al}_2\text{O}_3\text{-SiC}$, $\text{Al}_2\text{O}_3\text{-AlN}$, $\text{Al}_2\text{O}_3\text{-MgO}$, $\text{Al}_2\text{O}_3\text{-CuO}$, and $\text{Al}_2\text{O}_3\text{-MWCNT}$), with the ratio of 4:1, on the hydrothermal performance of a counterflow corrugated PEH have been investigated over a range of inlet fluid temperatures and flow rates. They reported that, amongst all the hybrid nanofluids studied, the $\text{Al}_2\text{O}_3\text{/MWCNT}$ -water nanofluid possessed the highest heat transfer performance. The maximum enhancement was reported as 31.2%. However, using this hybrid nanofluid leads to a negligible increase in pumping power (0.08%). They concluded that the $\text{Al}_2\text{O}_3\text{/MWCNT}$ -water hybrid nanofluid would be a good heat transfer fluid for enhancing the thermal performance of the PHE.

4.1.3. Other Types of Nanofluids

In the previous sections, the effects of using CNT-based nanofluids and hybrid nanofluids containing CNT nanoparticles in PHEs have been reviewed and discussed in detail. Since the focus of the present review is on the CNT-based nanofluids, other types of nanofluids, containing oxide and metal oxide nanoparticles, will be only briefly reviewed, and a summary of the available literature will be presented in a table.

Many studies have been performed on the effects of using various nanofluids, such as $\text{TiO}_2\text{-water}$ [190], ZnO-water [191], silver-water [192], graphene-water/EG [193], $\text{Al}_2\text{O}_3\text{-water}$ [194], and so forth, on the thermal-hydraulic performance of different PHEs. The studies were performed on various solid concentrations, flow rates, and inlet fluid temperatures. Moreover, the effects of using nanofluids instead of conventional working fluids on the convective heat transfer coefficient, pressure drop and pumping power, Nu number, and the overall heat transfer coefficient have also been studied. The following conclusions have been reported by almost all the researchers; however, there are some differences between the reported values:

1. It is reported by all the researchers that the Nu number and the convective heat transfer coefficient are enhanced by adding nanoparticles to the working fluids. Moreover, increasing the solid concentration of nanoparticles and the Re number leads to enhancing the Nu number and the convective heat transfer coefficient.
2. Adding nanoparticles to the working fluids leads to increasing the dynamic viscosity of the resultant fluids (nanofluids) which, in turn, leads to increasing the pressure loss and pumping power. However, in some literature, it is reported that the increase in the pressure drop is negligible [190,195].
3. Replacing the conventional working fluids with nanofluids will bring certain advantages from the heat transfer performance point of view. However, they impose some extra cost in terms of energy consumption; increasing the pressure drop leads to increasing the pumping power and energy consumption.

A detailed summary of the available literature on the effects of using different nanofluids on the heat transfer performance of various PHEs has been presented in Table 2. It is interesting to note that the widely used nanofluid in the literature is the $\text{Al}_2\text{O}_3\text{-water}$ nanofluid.

Table 2. A summary of the recently published literature on the effects of using nanofluids on heat transfer performance and pressure drop of PHEs.

Reference	Nanofluid	Considered Conditions and Objectives	Type of HE	Findings
Tiwari et al. [196]	CeO ₂ -water*	<ul style="list-style-type: none"> - Solid concentrations: 0.5 to 3 vol. % - Flow rates: 1 to 4 lpm - The effects of nanofluid on heat transfer and pressure drop. 	Chevron corrugated PHE	They found that the optimum solid concentration (0.75 vol. %) in which the heat transfer reached its maximum enhancement by 39%. They reported that increasing the flow rate of the nanofluid and the hot water leads to enhancing the heat transfer coefficient. Moreover, the increase in the pressure drop at the optimum solid concentration is negligible while the heat transfer has been significantly improved.
Barzegarian et al. [190]	TiO ₂ -water	<ul style="list-style-type: none"> - Solid concentrations: 0.3 to 1.5 wt. % - Flow regime: turbulent - Re numbers: 159 to 529 - Effects of solid concentration and Re number on heat transfer and pressure drop. 	Brazed PHE	Their results revealed that increasing the <i>Re</i> number and solid concentration results in enhancing the convective heat transfer coefficient, and the maximum enhancement took place at the highest solid concentration by 23.7%. They also reported that the increase in pressure drop by increasing the solid concentration is negligible.
Kumar et al. [191]	ZnO-water	<ul style="list-style-type: none"> - Solid concentrations: 0.5 to 2.0 vol. % - The effects of nanofluid on heat transfer performance and finding the optimum solid concentration. 	Chevron-type PHE	They reported that the solid concentration of 1.0 vol. % is the optimum solid concentration where the maximum heat transfer rate is achieved.
Unverdi and Islamoglu [197]	Al ₂ O ₃ -water	<ul style="list-style-type: none"> - Solid concentrations: 0.25 to 1 vol. % - Flow rates: 90 to 300 kg/h - Re number: 600 to 1900 - The effects of nanofluid on heat transfer and pressure drop. 	Chevron-type PHE	They reported that increasing the solid concentration and flow rate results in enhancing the <i>Nu</i> number by the maximum of 42.4%. They also reported that the maximum increase in the heat transfer and pressure drop took place at the highest solid concentration and <i>Re</i> number by 6.4% and 8.4%, respectively.

Table 2. Cont.

Reference	Nanofluid	Considered Conditions and Objectives	Type of HE	Findings
Pourhoseini et al. [192]	Ag-water	<ul style="list-style-type: none"> - Nanofluid concentrations: 0 to 10 mg/L - Flow rate: 2 to 8 lpm - Nanofluid inlet temperature: 36, 46, and 56 °C - The effects of flow rate and solid concentration on heat transfer performance. 	CR14-45 COMER PHE	They found that the effect of flow rate on heat transfer performance is more significant than the effect of solid concentration.
Wang et al. [193]	Graphene nanoplatelets-EG/water (50:50)	<ul style="list-style-type: none"> - Solid concentrations: 0.01 to 1.0 wt. % - Re number: 10 to 400 - The effects of using nanofluid on heat transfer and pressure drop. 	Miniature PHE	They reported the maximum enhancement of 4% in heat transfer as the solid concentration increased. Moreover, they reported that the increase in <i>Re</i> number leads to enhancing the heat transfer performance in all the studied solid concentrations. The same trend as was observed for the pressure drop; increasing the solid concentration and <i>Re</i> number leads to increasing the pressure drop.
Mansoury et al. [194]	Al ₂ O ₃ -water	<ul style="list-style-type: none"> - Solid concentrations: 0.2 to 1 vol. % - Flow regime: turbulent - The effects of nanofluid on heat transfer and pressure drop in different HEs. 	Different HEs; a Double-pipe, a Shell and tube, and a PHE	They reported that the maximum heat transfer of 60% is achieved in the double-pipe HE, while the minimum enhancement took place in the PHE by 11%. Moreover, the minimum increase in pressure drop has been experienced in the PHE.
Elias et al. [198]	Al ₂ O ₃ -water	<ul style="list-style-type: none"> - Solid concentrations: 0 to 0.5 vol. % - Temperatures: 25 to 55 °C - Re numbers: 180 to 350 - The effects of using nanofluid on heat transfer performance and pressure drop. 	Chevron-type PHE	The results revealed the maximum enhancement of 7.8% in the heat transfer coefficient at the solid concentration of 0.5 vol. %. Moreover, increasing the solid concentration leads to increasing the pressure drop.
Tayyab et al. [199]	CuO-water	<ul style="list-style-type: none"> - Solid concentrations: 0.2 to 0.6 vol. % - Flow rates: 1 to 9 lpm - Different surface roughness - The effects of nanofluid on heat transfer performance in different HEs. 	Different HEs: Shell and tube, concentric, spiral, and PHE	The results revealed that the heat transfer performance of the nanofluid in the PHE is better than the other studied HEs. The maximum enhancement in heat transfer for the PHE is 26% while for the other HEs, 21% is reported.

Table 2. Cont.

Reference	Nanofluid	Considered Conditions and Objectives	Type of HE	Findings
Attalla and Maghrabie [200]	Al ₂ O ₃ -water	<ul style="list-style-type: none"> - Solid concentrations: 1.2 to 2.6 vol. % - Re numbers: 500 to 5000 - The effects of using nanofluid on the Nu number, friction factor, and heat transfer enhancement. 	PHE	The results revealed that the heat transfer performance and the pressure drop has been increased as the solid concentration and surface roughness increased. Moreover, it is found that the influence of the surface roughness is more noticeable than the solid concentration.
Talari et al. [195]	Al ₂ O ₃ -water	<ul style="list-style-type: none"> - Solid concentrations: 0 to 5 vol. % - Finding the optimum solid concentration for heat transfer intensification. 	Corrugated PHE	They declared that since the heat transfer enhancement of the nanofluid showed a monotonic increase, it is not possible to find an optimum solid concentration.
Sözen et al. [201]	Kaolin-water	<ul style="list-style-type: none"> - Solid concentration: 2 wt. % - Temperatures: 40, 45, and 50 °C - The effect of using nanofluid on heat transfer performance. 	Spiral PHE	It is revealed that using nanofluid instead of the based fluid leads to having 17.6% enhancement in heat transfer rate. Moreover, increasing the <i>Re</i> number leads to decreasing the effectiveness of the PHE.
Meisam et al. [202]	Al ₂ O ₃ -water TiO ₂ -water SiO ₂ -water	<ul style="list-style-type: none"> - Solid concentrations: 0.05, 0.1, and 0.2 wt. % - Temperatures: 30 to 50 °C - Re numbers: 35.9 to 160.6 - Flow rates: 0.4 to 2 L/m - The effects of using different nanofluids on heat transfer performance have been studied. 	PHE	The results revealed that adding nanoparticles to the basefluid leads to considerable enhancement in heat transfer performance. The maximum enhancement in the heat transfer achieved by using SiO ₂ -water nanofluid at the highest solid concentration and <i>Re</i> number of 37 by 2.82%, while the minimum enhancement has been experienced by using Al ₂ O ₃ -water nanofluid at the solid concentration of 0.1 wt. % and <i>Re</i> number 158 by 1.64%.
Soman et al. [203]	γ-Al ₂ O ₃ -water*	<ul style="list-style-type: none"> - Solid concentrations: 0.1, 0.2, and 0.3 wt. % - Mas flow rate: 0.016-0.082 kg/s - Re number: 200 to 1100 	Dimpled PHE	It is revealed that increasing the mass flow rate leads to increasing the heat transfer rate in the PHE. Moreover, increasing the mass flow rate has a direct effect on the heat transfer performance. A new correlation for predicting the Nu number has also been proposed.

(*) Note: CeO₂, and γ-Al₂O₃ are referred to cerium dioxide, and the alpha phase of alumina, respectively

4.2. Plate-Fin Heat Exchangers

Unlike the plate HEs, the available literature on the effects of nanofluids on the thermal performance of plate-fin HEs is very limited. In the following, the effects of using different nanofluids on the thermal-hydraulic performance of plate-fin HEs will be reviewed and discussed.

Aliabadi et al. [204] conducted an experimental and numerical investigation on the effects of vortex-generator and copper-water nanofluids on the heat transfer performance of a plate-fin HE. Figure 16 shows a schematic view of the studied plate-fin HE and the computational area. They studied the effects of Re number, solid concentration (0.1, 0.2, and 0.3 wt. %), and geometrical parameters on the heat transfer performance and pressure drop. They reported that increasing the solid concentration leads to increasing the heat transfer coefficient and pressure drop. However, geometrical parameters have a greater effect on heat transfer and pressure drop than the solid concentration.

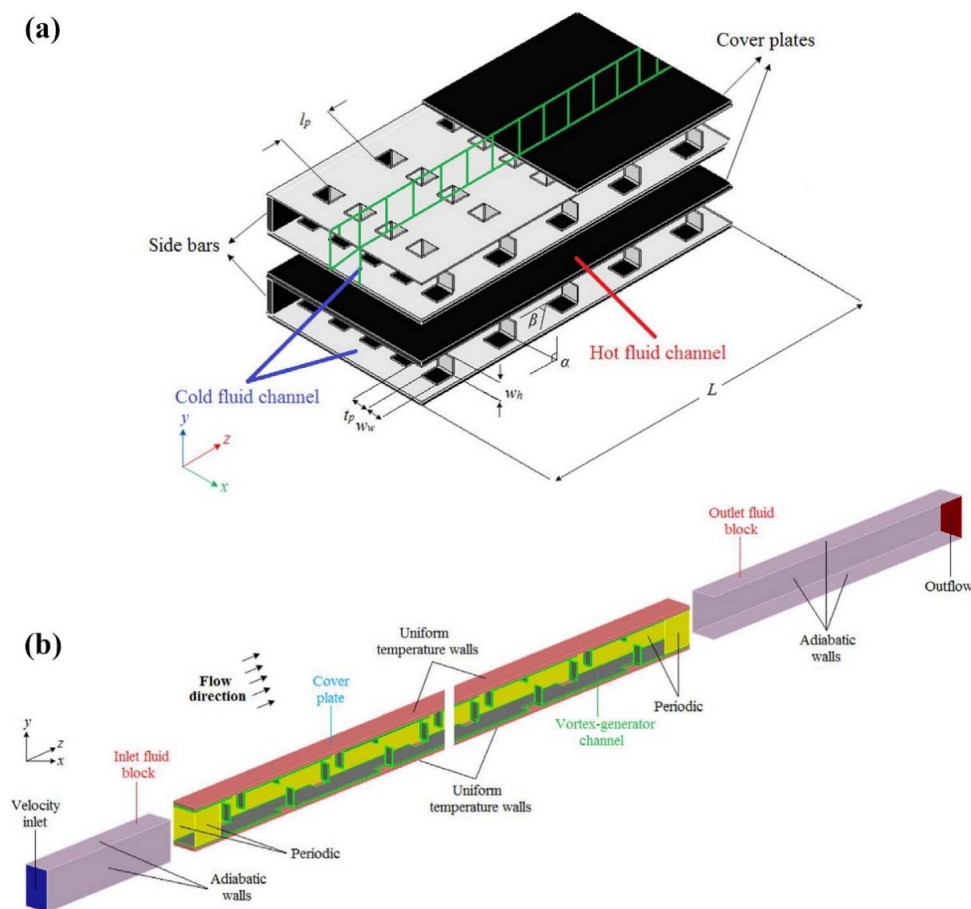


Figure 16. A schematic view of the: (a) studied plate-fin heat exchanger equipped with vortex-generator, and (b) the computation domain. Reproduced with permission from [204]. Elsevier, 2014.

In another experimental study by Aliabadi et al. [205], the thermal-hydraulic performance of copper-water nanofluids in a plate-fin HE was investigated. They studied seven different plate-fin channels as presented in Figure 17. They prepared the required nanofluids in different solid concentrations (ranging from 0.1 to 0.4 wt. %) using the single-step method. Then they measured the thermophysical properties of the prepared samples over different temperatures (298.51 to 313.15 K). The results revealed that increasing the volumetric flow rate and solid concentration leads to enhancing the heat transfer coefficient. It was found that, while the pressure drop in a lower solid concentration is approximately the same as that of the water, increasing the solid concentration results in experiencing some penalties in terms of an increase in pressure drop. It was also reported that the

heat transfer enhancement and pressure drop increase was lower in the plain channel compared to other channels studied. Moreover, it was observed that decreasing the solid concentration resulted in an enhancement of the thermal-hydraulic performance of the plain channel. The authors noted that the best thermal-hydraulic performance, compared to the plain channel, was witnessed in a vortex-generator channel. They concluded that using nanofluids with lower flow rates as well as solid concentrations is more beneficial when compared to those with higher flow rates and concentrations. Figure 18 presents the variations of the thermal-hydraulic performance of the different channels studied versus solid concentration for different flow rates.

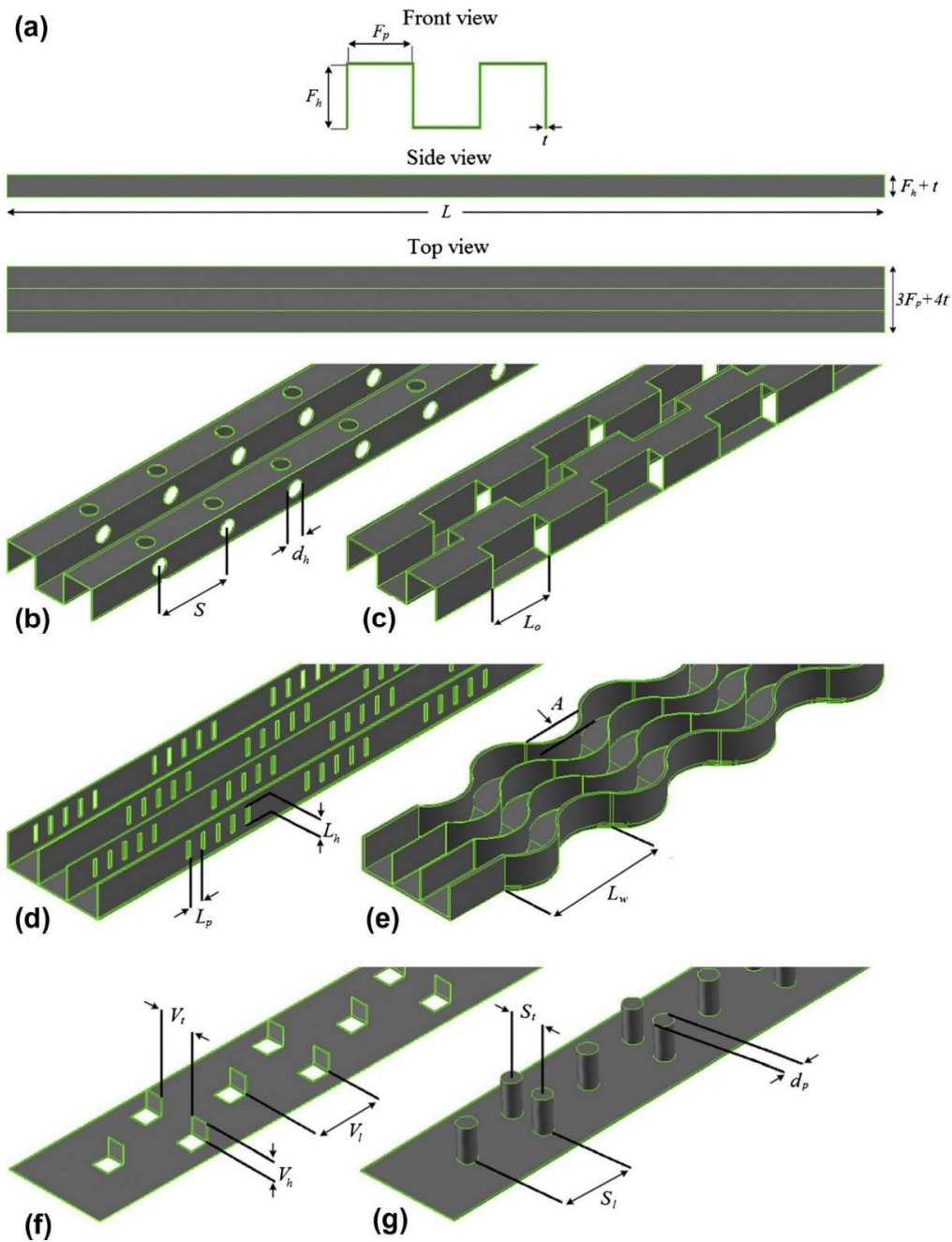


Figure 17. A schematic view of the different studied plate-fin channel; (a) plain channel, (b) perforated channel, (c) offset strip channel, (d) louvered channel, (e) wavy channel, (f) vortex-generator channel, and (g) pin channel. Reproduced with permission from [205]. Elsevier, 2014.

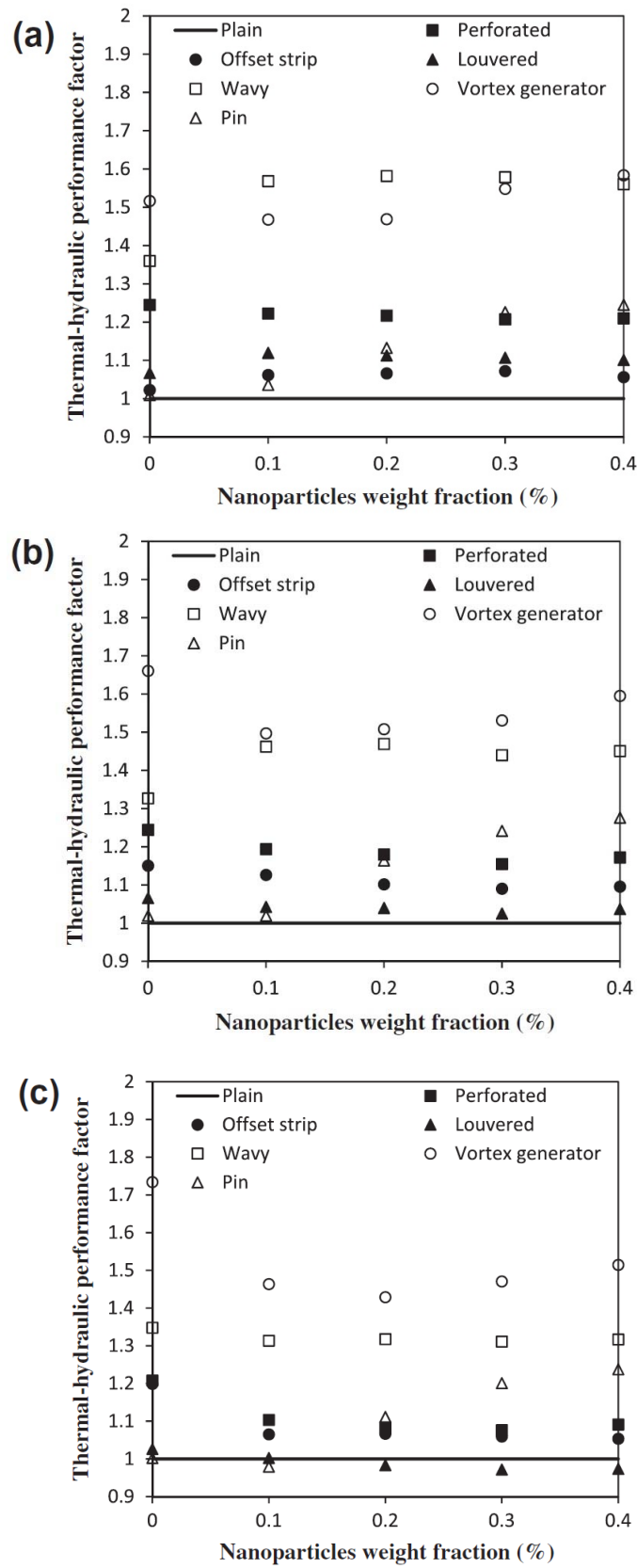


Figure 18. The variations of the thermal-hydraulic performance of different studied channels versus solid concentration in different flow rates: (a) 2 lpm, (b) 3.5 lpm, and (c) 5 lpm. Reproduced with permission from [205]. Elsevier, 2014.

The effects of various nanofluids (SiO₂-, TiO₂-, ZnO-, Fe₂O₃-, Al₂O₃-, and CuO-water) combined with a wavy channel on the thermal-hydraulic performance of a plate-fin HE have been studied by Aliabadi et al. [206]. The effects of using a parallel and corrugated wavy channel, different solid concentrations (0.1, 0.2, 0.3, and 0.4 wt. %), and the type of basefluid, including deionized water (DIW) and a mixture of DIW with EG in different mixing ratios of 100:0, 75:25, and 50:50, on the thermal-hydraulic performance have been experimentally studied. Two different definitions for the performance evaluation criteria have been employed for the thermal-hydraulic performance as follows:

$$\eta_1 = \left(\frac{Nu_i}{Nu_{ref}} \right) \left(\frac{f_i}{f_{ref}} \right)^{-1/3} \tag{4}$$

$$\eta_1 = \left(\frac{h_{nf}}{h_{bf}} \right) \left(\frac{\Delta P_{nf}}{\Delta P_{bf}} \right)^{-1} \tag{5}$$

where the subscript *i*, *ref*, *bf*, and *nf* represent the used nanofluid, DIW, basefluid, and nanofluid, respectively. Moreover, *Nu*, *f*, *h*, and ΔP represent the Nusselt number, friction factor, convective heat transfer coefficient, and pressure drop, respectively. The results revealed that using the corrugated wavy channel leads to enhancing the heat transfer and pressure drop by 44.7% and 39.6%, respectively, compared to the parallel channel. Moreover, it was reported that the *Nu* number showed an increasing trend as the solid concentration decreases, while the friction factor decreases. Amongst the studied nanofluids, SiO₂-DIW nanofluid showed the best heat transfer performance. Moreover, it was found that using a mixture of DIW and EG with SiO₂ nanoparticle showed better thermal-hydraulic performance compared to the SiO₂-DIW nanofluid. The ratio of 75% DIW and 25% EG was reported as the optimum ratio for having the best thermal-hydraulic performance (Figure 19).

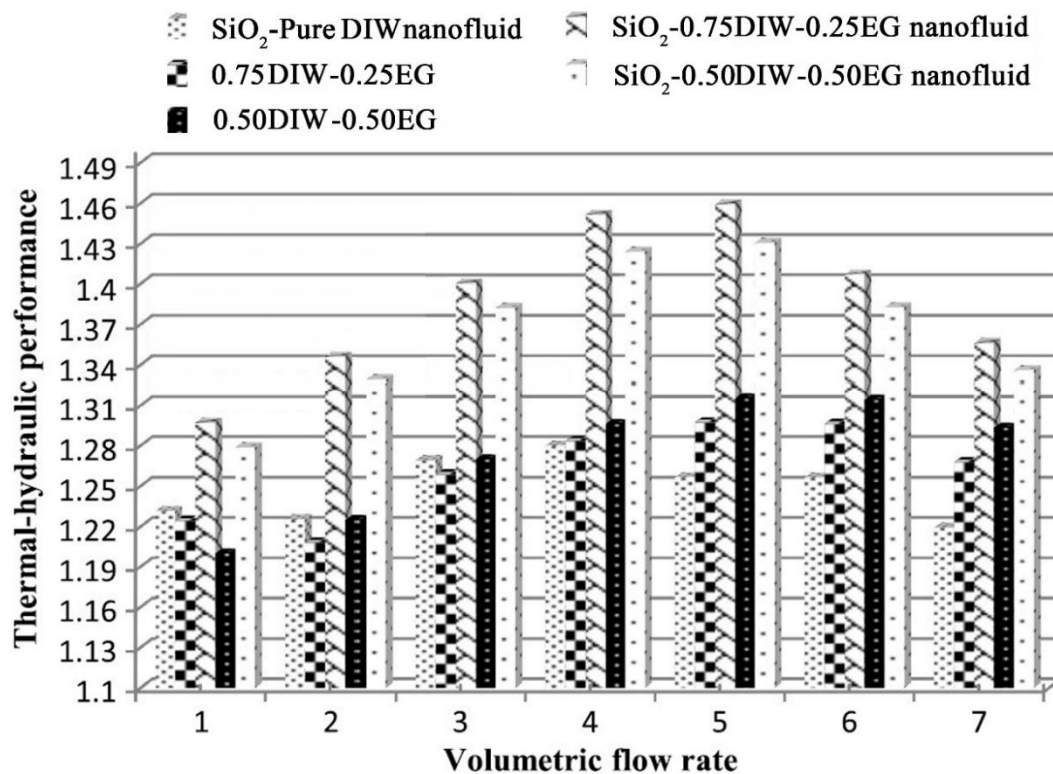


Figure 19. Variations of the thermal-hydraulic performance versus volumetric flow rate for different ratios of DIW-EG mixture as the basefluid for the SiO₂-based nanofluid [206].

In another experimental study, the thermal-hydraulic performance of Cu-water nanofluid in a range of solid concentrations (0.1 to 0.4 wt. %) in a plain channel and vortex-generator channel (Figure 20) in a plate-fin HE were investigated by Aliabadi [207]. Based on the results, increasing the solid concentration leads to increasing the thermal-hydraulic performance of the plain channel plate-fin HE (Figure 21a). It was also revealed that applying a vortex-generator leads to having a higher thermal-hydraulic performance of the plate-fin HE compared to the nanofluid. Moreover, it was revealed that applying vortex-generator and nanofluid leads to having the highest thermal-hydraulic performance of the HE (Figure 21b).

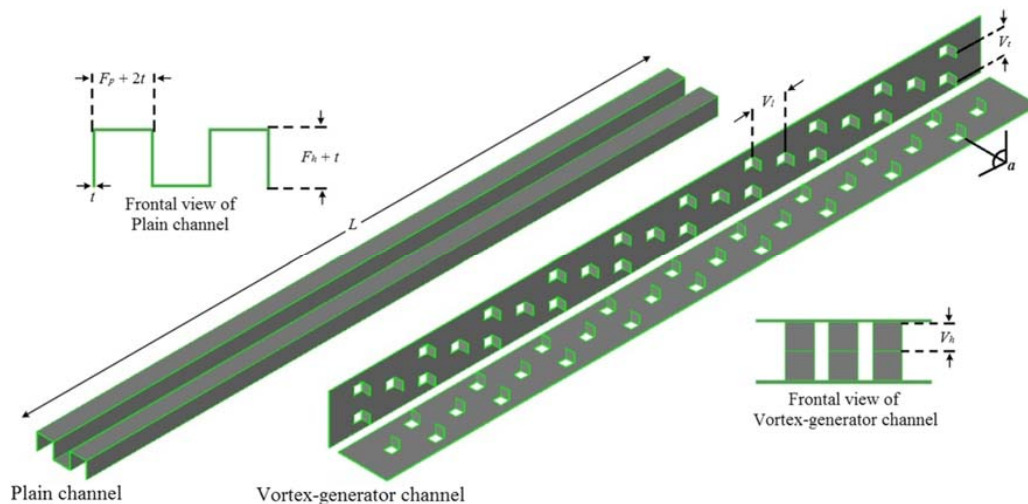


Figure 20. The studied geometry of the plain and vortex-generator channel. Reproduced with permission from [207]. Springer Nature, 2015.

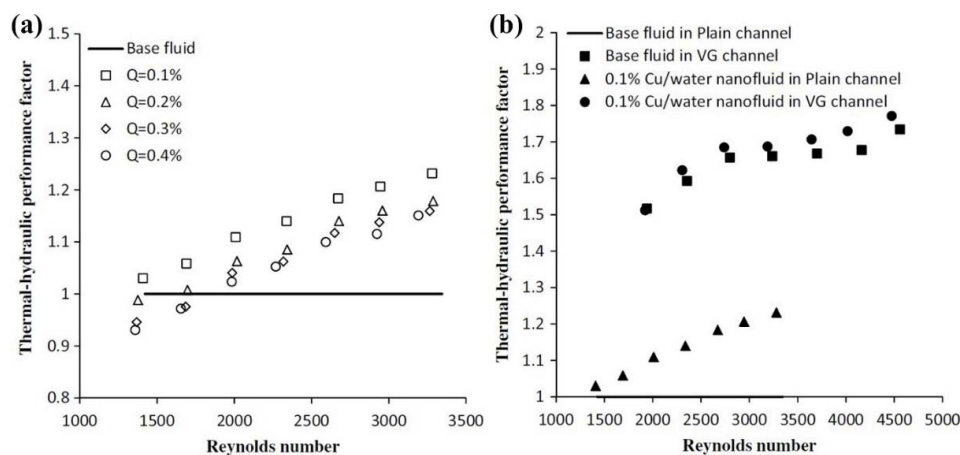


Figure 21. Variations of the thermal-hydraulic performance versus Re number for: (a) different nanofluids flow inside plain channel, and (b) different heat transfer enhancement methods. Reproduced with permission from [207]. Springer Nature, 2015.

There are a number of other similar studies that investigated the effects of using different passive techniques, including using nanofluids, vortex-generators, winglets, and perforations, on the thermal-hydraulic performance of plate-fin HEs [208–211]. These authors performed studies over a range of nanofluids and different geometries of vortex-generators. Their results revealed that applying nanofluids as a heat transfer fluid results in having a better thermal-hydraulic performance of the HEs. Moreover, combining the nanofluids with other passive techniques leads to having higher thermal-hydraulic performance. Table 3 presents a summary of the published literature on the effects of using different passive techniques on the thermal-hydraulic performance of plate-fin HEs.

Table 3. A summary of the available literature on the effects of nanofluids, vortex-generators, winglets, and perforations on the thermal-hydraulic performance of plate-fin HEs.

Reference	Nanofluid	Considered Conditions and Objectives	Type of HE	Findings
Aliabadi et al. [208]	Al ₂ O ₃ -water	<ul style="list-style-type: none"> - Considering the effects of perforations, winglets, and nanofluids on heat transfer performance. - Solid concentration: 0.1 and 0.3 wt. % - Waviness aspect ratio: 0.33 to 0.51 - Perforation diameter: 5 mm - Winglets heights and width: 5 mm - Re number: 3900 to 11,400 	Wavy plate-fin HE	It is revealed that the <i>Nu</i> number for the wavy channel is higher than that of the plain channel. Moreover, the performance factor values show that applying these three techniques leads to improving the thermal-hydraulic performance of the HE.
Aliabadi et al. [209]	Al ₂ O ₃ -water	<ul style="list-style-type: none"> - Solid concentrations: 0.1–0.4 wt. % - Re number: 4500–11,500 - Waviness aspect ratio: 0.33 to 0.51 - Winglets height: 2 to 6 mm 	Wavy plate-fin HE	It is reported that using the nanofluid instead of the basefluid leads to increasing the thermal performance and pressure drop by 11.3% and 6.2%, respectively. Moreover, increasing the waviness aspect ratio and winglets height results in increasing the heat transfer and pressure drop.
Aliabadi and Salami [210]	Al ₂ O ₃ -water	<ul style="list-style-type: none"> - Solid concentration: 0 to 4 wt. % - Re number: 6000 to 22,000 - The effects of nanofluids, channel height, channel length, strip length, strip pitch, and strip thickness. 	Offset-strip	It is reported that the most effective factor on the thermal-hydraulic performance is the channel height. Moreover, using nanofluid results in having better thermal performance compared to the basefluid.
Aliabadi and Mortazavi [211]	Al ₂ O ₃ -water	<ul style="list-style-type: none"> - Solid concentration: 0.1 to 0.4 wt. % - Re number: 4000 to 10,000 - The effects of nanofluid, waviness aspect ratio and the arrangement of the winglets. 	Chevron plate-fin HE combined with holes and winglets	It is found that the HE equipped with holes and winglets showed enhanced <i>Nu</i> number by a maximum of 1.6%. Moreover, it is reported that employing the nanofluid as the working fluid also leads to enhancing the <i>Nu</i> number. The optimum solid concentration has been reported as 0.3%.
Aliabadi et al. [212]	Al ₂ O ₃ -water	<ul style="list-style-type: none"> - Solid concentrations: 0.1 and 0.3 wt. % - Re number: 100–900 	Plate and plate pin fin HE	It is reported that the plate-pin fin showed better heat transfer performance and lower pressure drop. Moreover, using nanofluid leads to enhancing the heat transfer coefficient and the best performance achieved at the solid concentration of 0.3 wt. %.

5. Discussion and Future Direction

This survey shows that one of the effective ways to enhance the thermal-hydraulic performance of HEs, especially plate and plate-fin HEs, is to replace the conventional working fluids with nanofluids. Amongst the different types of nanofluids, CNT-based nanofluids attracted the most attention due to their unique features such as enhanced thermal conductivity and specific heat, a higher heat transfer rate, low pumping power and pressure drop, and higher stability when compared to other nanofluids. In addition, they caused the least erosion, corrosion, and collaging [213], all of which are highly critical parameters in the operation of compact HEs.

Available literature revealed that adding nanoparticles to the conventional working fluids leads to enhancing the thermophysical properties and thermal performance of the basefluid. As a result, using nanofluids as a working fluid in HEs leads to an improvement in the thermal-hydraulic performance of the HEs. Moreover, increasing the solid volume fraction of the nanoparticles, at a constant Re number, leads to enhancing the heat transfer rate. The simultaneous increase in the Re number and solid volume fraction results in increasing the friction coefficient, which in turn leads to an increase in the pumping power and pressure loss.

A small number of papers reported that there is an optimum solid concentration at which the thermal-hydraulic performance reaches a maximum level. Increasing the solid concentration any further results in a deterioration of the thermal-hydraulic performance. However, more studies need to be conducted on a wide range of nanofluids and for a variety of engineering applications in order to discover the optimum parameter combinations. Furthermore, the effects of the sedimentation of, and corrosion by, nanofluids on the long-term operation of HEs also needs to be explored, as it is part of the feasibility chain for commercializing such types of fluids. Some authors have reported fouling formation due to particle deposition on the surface. Such a thin layer can cause changes to the liquid-surface wettability behavior of the HE, and hence can have a negative influence on the flow dynamics of the suspension. In addition, the relation between the enhancement in heat transfer performance of HEs and their geometric parameters, such as the fin and/or plate thickness, plate pitch, corrugation angle, and corrugation pattern, needs to be investigated given the wide range of available designs and sizes of these devices on the market. The aforementioned points are likely to be the main direction of future research into the applications of using nanofluids, especially CNT-based nanofluids, in HEs.

6. Concluding Remarks

This paper presents a review of the available literature on the effects of using nanofluids, especially CNT-based nanofluids, on the thermal-hydraulic performance of two special types of compact HEs; plate and plate-fin HEs. The fundamentals of HEs have been presented and discussed, as have the effects of using different nanofluids as well as other passive techniques to improve the thermal-hydraulic performance of plate and plate-fin HEs. Based on the available literature, employing nanofluids instead of conventional working fluids results in enhancing the heat transfer performance of HEs. However, it also leads to a higher system pressure drop. The survey shows that using CNT-based nanofluids results in a higher heat transfer enhancement together with a smaller increase in the pressure drop in comparison with conventional fluids. Furthermore, combining other passive techniques, such as using vortex-generators, winglets, and perforation, with using nanofluids results in having a better thermal performance of the HE. However, the fitting of these turbulence promoting features leads to higher pressure drops in the system compared to using the nanofluids in isolation. In conclusion and based on the available literature, the usage of CNT-based nanofluids is highly effective in improving the heat transfer performance of HEs, especially plate and plate-fin HEs, since they cause the highest heat transfer enhancement at the lowest pressure drop increase.

Author Contributions: S.A. and J.A.T. conducted the Introduction Section. S.A. and A.A. carried out all of the Heat Exchangers Section. N.A., S.A. and J.A.T. conducted the Nanofluids: Fundamentals and Characteristics Section. S.A., N.A. and A.A. worked on the Application of Nanofluids in Heat Exchangers Section. S.A., N.A. and J.A.T. conducted the Discussion and Future Direction Section and the Concluding Remarks Section. All authors have read and agreed to the published version of the manuscript.

Funding: This research received no external funding.

Acknowledgments: The authors of this article are grateful and acknowledge the help provided by their institutes.

Conflicts of Interest: The authors declare no conflicts of interest.

Nomenclature

γ	Alpha phase
ANL	Argonne National Laboratory
CNTs	Carbon nanotubes
C_p	Specific heat capacity (kJ/kg·K)
DIW	Deionized water
DW	Double-walled
EG	Ethylene glycol
η	thermal-hydraulic performance
f	Friction factor
f_V	Volumetric concentration
h	Convective heat transfer coefficient (W/m ² ·K)
HE	Heat exchanger
h_{nf}/h_w	Relative convective heat transfer coefficient
\dot{m}	Volume flow rate (lpm)
MW	Multi-walled
Nu	Nusselt number
P	Pressure (Pa)
Pe	Peclet number
PFHEs	Plate-fin heat exchangers
PHEs	Plate heat exchangers
Re	Reynolds number
SANSS	Submerged arc nanoparticles synthesis system
SEM	Scanning electron microscope
SW	Single-walled
T	Temperature
TC	Thermal conductivity (W/m·K)
TEM	Transmission electron microscope
u	Flow velocity
V	Volume (m ³)
VEROS	Vacuum evaporation onto a running oil substrate
vol. %	Volume percentage
wt. %	Wight percentage
X	spacing distance (mm)
Greek letters	
ρ	Density (kg/m ³)
Δ	Difference
Subscripts	
bf	Basefluid
h	Hot
i	Used nanofluid
nf	Nanofluid
np	Nanoparticles
ref	Reference liquid
w	Water

References

1. Dudley, B. BP statistical review of world energy. In *BP Statistical Review of World Energy*; BP Publishing: London, UK, 2019; p. 64.
2. Exxonmobil. Outlook for Energy: A perspective to 2040. p. 58. Available online: <https://corporate.exxonmobil.com/Energy-and-environment/Looking-forward/Outlook-for-Energy/Outlook-for-Energy-A-perspective-to-2040#exxonMobilSupportsTheParisAgreement> (accessed on 1 December 2019).
3. Ibrahim, T.K.; Mohammed, M.K.; Al Doori, W.H.A.; Al-Sammarraie, A.T.; Basrawi, F. Study of the performance of the gas turbine power plants from the simple to complex cycle: A technical review. *J. Adv. Res. Fluid Mech. Therm. Sci.* **2019**, *57*, 228–250.
4. Bhargava, R.K.; Bianchi, M.; De Pascale, A.; Negri Di Montenegro, G.; Peretto, A. Gas turbine based power cycles—A state-of-the-art review. In *Challenges on Power Engineering and Environment, Proceedings of the International Conference on Power Engineering Hangzhou, China, 23–27 October 2007*; Springer: Berlin/Heidelberg, Germany, 2007.
5. Olumayegun, O.; Wang, M.; Kelsall, G. Closed-cycle gas turbine for power generation: A state-of-the-art review. *Fuel* **2016**, *180*, 694–717. [[CrossRef](#)]
6. Nascimento Silva, F.C.; Flórez-Orrego, D.; de Oliveira Junior, S. Exergy assessment and energy integration of advanced gas turbine cycles on an offshore petroleum production platform. *Energy Convers. Manag.* **2019**, *197*, 111846. [[CrossRef](#)]
7. Blakey, S.; Rye, L.; Wilson, C.W. Aviation gas turbine alternative fuels: A review. *Proc. Combust. Inst.* **2011**, *33*, 2863–2885. [[CrossRef](#)]
8. Sayyaadi, H.; Mehrabipour, R. Efficiency enhancement of a gas turbine cycle using an optimized tubular recuperative heat exchanger. *Energy* **2012**, *38*, 362–375. [[CrossRef](#)]
9. Siddique, M.; Khaled, A.-R.A.; Abdulhafiz, N.I.; Boukhary, A.Y. Recent Advances in Heat Transfer Enhancements: A Review Report. *Int. J. Chem. Eng.* **2010**, *2010*, 28. [[CrossRef](#)]
10. Humnic, G.; Humnic, A. Application of nanofluids in heat exchangers: A review. *Renew. Sustain. Energy Rev.* **2012**, *16*, 5625–5638. [[CrossRef](#)]
11. Masuda, H.; Ebata, A.; Teramae, K. *Alteration of Thermal Conductivity and Viscosity of Liquid by Dispersing Ultra-Fine Particles (Dispersion of Al₂O₃, SiO₂ and TiO₂ Ultra-Fine Particles)*; ScienceOpen Inc.: Boston, MA, USA; Berlin, Germany; Budapest, Hungary, 1993; pp. 227–233.
12. Choi, S.U.S.; Eastman, J.A. Enhancing thermal conductivity of fluids with nanoparticles. In *Proceedings of the Conference 1995 International Mechanical Engineering Congress and Exhibition, San Francisco, CA, USA, 12–17 November 1995*. Other Information: PBD: October 1995; Argonne National Lab.: Lemont, IL, USA, 1995.
13. Ali, N.; Teixeira, J.A.; Addali, A. New pH Correlations for Stainless Steel 316L, Alumina. and Copper(I) Oxide Nanofluids Fabricated at Controlled Sonication Temperatures. *J. Nano. Res.* **2019**, *58*, 125–138.
14. Asadi, A. A guideline towards easing the decision-making process in selecting an effective nanofluid as a heat transfer fluid. *Energy Convers. Manag.* **2018**, *175*, 1–10. [[CrossRef](#)]
15. Ali, N.; Teixeira, J.A.; Addali, A. Aluminium Nanofluids Stability: A Comparison between the Conventional Two-Step Fabrication Approach and the Controlled Sonication Bath Temperature Method. *J. Nanomater.* **2019**, *2019*, 9. [[CrossRef](#)]
16. Ali, N.; Teixeira, J.A.; Addali, A. A Review on Nanofluids: Fabrication, Stability. and Thermophysical Properties. *J. Nanomater.* **2018**, *2018*, 33.
17. Saffarian, M.R.; Moravej, M.; Doranehgard, M.H. Heat transfer enhancement in a flat plate solar collector with different flow path shapes using nanofluid. *Renew. Energy* **2020**, *146*, 2316–2329. [[CrossRef](#)]
18. Bozorg, M.V.; Hossein Doranehgard, M.; Hong, K.; Xiong, Q. CFD study of heat transfer and fluid flow in a parabolic trough solar receiver with internal annular porous structure and synthetic oil–Al₂O₃ nanofluid. *Renew. Energy* **2020**, *145*, 2598–2614. [[CrossRef](#)]
19. Gholamalipour, P.; Siavashi, M.; Doranehgard, M.H. Eccentricity effects of heat source inside a porous annulus on the natural convection heat transfer and entropy generation of Cu-water nanofluid. *Int. Commun. Heat Mass Transf.* **2019**, *109*, 104367. [[CrossRef](#)]

20. Xiong, Q.; Bozorg, M.V.; Doranehgard, M.H.; Hong, K.; Lorenzini, G. A CFD investigation of the effect of non-Newtonian behavior of Cu–water nanofluids on their heat transfer and flow friction characteristics. *J. Therm. Anal. Calorim.* **2020**, *139*, 2601–2621. [[CrossRef](#)]
21. Xiong, Q.; Khosravi, A.; Nabipour, N.; Doranehgard Mohammad, H.; Sabaghmoghdam, A.; Ross, D. Nanofluid flow and heat transfer due to natural convection in a semi-circle/ellipse annulus using modified lattice Boltzmann method. *Int. J. Numer. Methods Heat Fluid Flow* **2019**, *29*, 4746–4763. [[CrossRef](#)]
22. Siavashi, M.; Karimi, K.; Xiong, Q.; Doranehgard, M.H. Numerical analysis of mixed convection of two-phase non-Newtonian nanofluid flow inside a partially porous square enclosure with a rotating cylinder. *J. Therm. Anal. Calorim.* **2019**, *137*, 267–287. [[CrossRef](#)]
23. Rahimi, A.; Kasaeipoor, A.; Amiri, A.; Doranehgard, M.H.; Malekshah, E.H.; Kolsi, L. Lattice Boltzmann method based on Dual-MRT model for three-dimensional natural convection and entropy generation in CuO–water nanofluid filled cuboid enclosure included with discrete active walls. *Comput. Math. Appl.* **2018**, *75*, 1795–1813. [[CrossRef](#)]
24. Scopus-Database. *Analysis of Scopus Search Result for the Words 'Heat Exchanger' and 'Nanofluid' from 1996 to 2020*; Elsevier: Amsterdam, The Netherlands, 2020; Available online: www.scopus.com (accessed on 1 January 2020).
25. Yang, L.; Huang, J.-N.; Ji, W.; Mao, M. Investigations of a new combined application of nanofluids in heat recovery and air purification. *Powder Technol.* **2020**, *360*, 956–966. [[CrossRef](#)]
26. Patra, N.; Gupta, V.; Singh, R.; Singh, R.S.; Ghosh, P.; Nayak, A. An experimental analysis of quenching of continuously heated vertical rod with aqueous Al₂O₃ nanofluid. *Resour.-Effic. Technol.* **2017**, *3*, 378–384.
27. Ebrahim, S.A.; Chang, S.; Cheung, F.-B.; Bajorek, S.M. Parametric investigation of film boiling heat transfer on the quenching of vertical rods in water pool. *Appl. Therm. Eng.* **2018**, *140*, 139–146. [[CrossRef](#)]
28. Ramadhani, C.A.; Putra, W.N.; Rakhman, D.; Oktavio, L.; Harjanto, S. A Comparative Study on Commercial Grade and Laboratory Grade of TiO₂ particle in Nanofluid for Quench Medium in Rapid Quenching Process. In Proceedings of the IOP Conference Series: Materials Science and Engineering, Kazimierz Dolny, Poland, 21–23 November 2019.
29. Wang, X.; Zhang, J.; Ma, Y.; Wang, G.; Han, J.; Dai, M.; Sun, Z.Y. A comprehensive review on the properties of nanofluid fuel and its additive effects to compression ignition engines. *Appl. Surf. Sci.* **2020**, *504*, 144581. [[CrossRef](#)]
30. Saleh, H.; Alali, E.; Ebaid, A. Medical applications for the flow of carbon-nanotubes suspended nanofluids in the presence of convective condition using Laplace transform. *J. Assoc. Arab Univ. Basic Appl. Sci.* **2017**, *24*, 206–212. [[CrossRef](#)]
31. Li, Z.G.; Zhang, J.R.; Li, B.; Liu, X.B.; Yang, F.Y. Investigation of friction power consumption and the performance of a water turbine seal based on the imbalanced rotation of magnetic nanofluids. In Proceedings of the IOP Conference Series: Earth and Environmental Science, Banda Aceh, Indonesia, 26–27 September 2018.
32. Asadi, A.; Asadi, M.; Rezaei, M.; Siahmargoi, M.; Asadi, F. The effect of temperature and solid concentration on dynamic viscosity of MWCNT/MgO (20–80)–SAE50 hybrid nano-lubricant and proposing a new correlation: An experimental study. *Int. Commun. Heat Mass Transf.* **2016**, *78*, 48–53. [[CrossRef](#)]
33. Asadi, M.; Asadi, A. Dynamic viscosity of MWCNT/ZnO–engine oil hybrid nanofluid: An experimental investigation and new correlation in different temperatures and solid concentrations. *Int. Commun. Heat Mass Transf.* **2016**, *76*, 41–45. [[CrossRef](#)]
34. Ebrahimnia-Bajestan, E.; Niazmand, H.; Duangthongsuk, W.; Wongwises, S. Numerical investigation of effective parameters in convective heat transfer of nanofluids flowing under a laminar flow regime. *Int. J. Heat Mass Transf.* **2011**, *54*, 4376–4388. [[CrossRef](#)]
35. Martínez-Cuenca, R.; Mondragón, R.; Hernández, L.; Segarra, C.; Jarque, J.C.; Hibiki, T.; Juliá, J.E. Forced-convective heat-transfer coefficient and pressure drop of water-based nanofluids in a horizontal pipe. *Appl. Therm. Eng.* **2016**, *98*, 841–849. [[CrossRef](#)]
36. Yazid, M.N.A.W.M.; Sidik, N.A.C.; Mamat, R.; Najafi, G. A review of the impact of preparation on stability of carbon nanotube nanofluids. *Int. Commun. Heat Mass Transf.* **2016**, *78*, 253–263. [[CrossRef](#)]
37. Shah, K.A.; Tali, B.A. Synthesis of carbon nanotubes by catalytic chemical vapour deposition: A review on carbon sources, catalysts and substrates. *Mater. Sci. Semicond. Process.* **2016**, *41*, 67–82. [[CrossRef](#)]

38. Wang, H.; Xu, Z.; Eres, G. Order in vertically aligned carbon nanotube arrays. *Appl. Phys. Lett.* **2006**, *88*, 213111. [\[CrossRef\]](#)
39. Ngoc Hong, P.; Minh, D.N.; Van Hung, N.; Minh, P.N.; Khoi, P.H. Carbon nanotube and graphene aerogels – the world’s 3D lightest materials for environment applications: A review. *Int. J. Mater. Sci. Appl.* **2017**, *6*, 277. [\[CrossRef\]](#)
40. Askari, S.; Lotfi, R.; Seifkordi, A.; Rashidi, A.M.; Koolivand, H. A novel approach for energy and water conservation in wet cooling towers by using MWNTs and nanoporous graphene nanofluids. *Energy Convers. Manag.* **2016**, *109*, 10–18. [\[CrossRef\]](#)
41. Neuberger, N.; Adidharma, H.; Fan, M. Graphene: A review of applications in the petroleum industry. *J. Pet. Sci. Eng.* **2018**, *167*, 152–159. [\[CrossRef\]](#)
42. Shanbedi, M.; Heris, S.Z.; Amiri, A.; Hosseinipour, E.; Eshghi, H.; Kazi, S.N. Synthesis of aspartic acid-treated multi-walled carbon nanotubes based water coolant and experimental investigation of thermal and hydrodynamic properties in circular tube. *Energy Convers. Manag.* **2015**, *105*, 1366–1376. [\[CrossRef\]](#)
43. Sadeghinezhad, E.; Mehrali, M.; Saidur, R.; Mehrali, M.; Tahan Latibari, S.; Akhiani, A.R.; Metselaar, H.S.C. A comprehensive review on graphene nanofluids: Recent research, development and applications. *Energy Convers. Manag.* **2016**, *111*, 466–487. [\[CrossRef\]](#)
44. Cooper, J.K. Heat exchangers: Characteristics. In *Types and Emerging Applications*; Nova Science Publishers Inc.: Hauppauge, NY, USA, 2016.
45. Rao, C.S.; Hartel, R.W. Scraped Surface Heat Exchangers. *Crit. Rev. Food Sci. Nutr.* **2006**, *46*, 207–219. [\[CrossRef\]](#)
46. Büyükalaca, O.; Yılmaz, T. Influence of rotational speed on effectiveness of rotary-type heat exchanger. *Heat Mass Transf.* **2002**, *38*, 441–447. [\[CrossRef\]](#)
47. Purandare, P.S.; Lele, M.M.; Gupta, R. Parametric Analysis of Helical Coil Heat Exchanger. *Int. J. Eng. Res. Technol. (IJERT)* **2012**, *1*, 1–5.
48. Master, B.I.; Chunangad, K.S.; Boxma, A.J.; Kral, D.; Stehlik, P. Most Frequently Used Heat Exchangers from Pioneering Research to Worldwide Applications. *Heat Transf. Eng.* **2006**, *27*, 4–11. [\[CrossRef\]](#)
49. Thulukkanam, K. *Heat Exchanger Design Handbook*; CRC Press: Boca Raton, FL, USA, 2013.
50. Kumar, V.; Tiwari, A.K.; Ghosh, S.K. Application of nanofluids in plate heat exchanger: A review. *Energy Convers. Manag.* **2015**, *105*, 1017–1036. [\[CrossRef\]](#)
51. Al-asadi, M.T.; Mohammed, H.A.; Kherbeet, A.S.; Al-aswadi, A.A. Numerical study of assisting and opposing mixed convective nanofluid flows in an inclined circular pipe. *Int. Commun. Heat Mass Transf.* **2017**, *85*, 81–91. [\[CrossRef\]](#)
52. Gholami, A.; Wahid, M.A.; Mohammed, H.A. Thermal–hydraulic performance of fin-and-oval tube compact heat exchangers with innovative design of corrugated fin patterns. *Int. J. Heat Mass Transf.* **2017**, *106*, 573–592. [\[CrossRef\]](#)
53. Abed, A.M.; Alghoul, M.A.; Sopian, K.; Mohammed, H.A.; Majdi, H.S.; Al-Shamani, A.N. Design characteristics of corrugated trapezoidal plate heat exchangers using nanofluids. *Chem. Eng. Process. Process. Intensif.* **2015**, *87*, 88–103. [\[CrossRef\]](#)
54. Gholami, A.A.; Wahid, M.A.; Mohammed, H.A. Heat transfer enhancement and pressure drop for fin-and-tube compact heat exchangers with wavy rectangular winglet-type vortex generators. *Int. Commun. Heat Mass Transf.* **2014**, *54*, 132–140. [\[CrossRef\]](#)
55. Mohammed, H.A.; Hasan, H.A.; Wahid, M.A. Heat transfer enhancement of nanofluids in a double pipe heat exchanger with louvered strip inserts. *Int. Commun. Heat Mass Transf.* **2013**, *40*, 36–46. [\[CrossRef\]](#)
56. Hajatzadeh Pordanjani, A.; Aghakhani, S.; Afrand, M.; Mahmoudi, B.; Mahian, O.; Wongwises, S. An updated review on application of nanofluids in heat exchangers for saving energy. *Energy Convers. Manag.* **2019**, *198*, 111886. [\[CrossRef\]](#)
57. Shah, R. Compact heat exchanger technology and applications. *Heat Exch. Eng.* **1991**, *2*, 1–23.
58. Shah, R.K.; Robertson, J.M. Compact Heat Exchangers for the Process Industry. In *Energy Efficiency in Process Technology Pilavachi*; Pilavachi, P.A., Ed.; Springer: Berlin/Heidelberg, Germany, 1993; pp. 565–580.
59. Taylor, M.A. Plate-fin heat exchangers: Guide to their specification and use. In *Heat Transfer and Fluid Flow Services*; Oxfordshire: England, UK, 1987.

60. Ali, N.; Teixeira, J.A.; Addali, A.; Al-Zubi, F.; Shaban, E.; Behbehani, I. The effect of aluminium nanocoating and water pH value on the wettability behavior of an aluminium surface. *Appl. Surf. Sci.* **2018**, *443*, 24–30. [[CrossRef](#)]
61. Ali, N.; Teixeira, J.A.; Addali, A.; Saeed, M.; Al-Zubi, F.; Sedaghat, A.; Bahzad, H. Deposition of Stainless Steel Thin Films: An Electron Beam Physical Vapour Deposition Approach. *Materials* **2019**, *12*, 571. [[CrossRef](#)]
62. Ali, N.; Teixeira, J.A.; Addali, A. Effect of Water Temperature. pH Value. and Film Thickness on the Wettability Behaviour of Copper Surfaces Coated with Copper Using EB-PVD Technique. *J. Nano. Res.* **2019**, *60*, 124–141. [[CrossRef](#)]
63. Maxwell, J.C. *A Treatise on Electricity and Magnetism*, 2nd ed.; Clarendon Press: Hauppauge, NY, USA, 1881.
64. Choi, S.U.S.; Cho, Y.I.; Kasza, K.E. Degradation Effects of Dilute Polymer-Solutions on Turbulent Friction and Heat-Transfer Behavior. *J. Non-Newton Fluid Mech.* **1992**, *41*, 289–307. [[CrossRef](#)]
65. Choi, U.; France, D.M.; Knodel, B.D. *Impact of Advanced Fluids on costs of District Cooling Systems*; Argonne National Lab.: Lemont, IL, USA, 1992.
66. Choi, U.; Tran, T. Experimental studies of the effects of non-Newtonian surfactant solutions on the performance of a shell-and-tube heat exchanger. In *Recent Developments in non-Newtonian Flows and Industrial Applications*; The American Society of Mechanical Engineers: New York, NY, USA, 1991; pp. 47–52.
67. Liu, K.; Choi, U.; Kasza, K.E. *Measurements of Pressure Drop and Heat Transfer in Turbulent Pipe Flows of Particulate Slurries*; Argonne National Lab.: Lemont, IL, USA, 1988.
68. Xuan, Y.; Li, Q. Heat transfer enhancement of nanofluids. *Int. J. Heat Fluid Flow* **2000**, *21*, 58–64. [[CrossRef](#)]
69. Lee, S.; Choi, S.U.S. *Application of Metallic Nanoparticle Suspensions in Advanced Cooling Systems*; American Society of Mechanical Engineers: New York, NY, USA, 1996; Volume 72, pp. 227–234.
70. Alarifi, I.M.; Nguyen, H.M.; Naderi Bakhtiyari, A.; Asadi, A. Feasibility of ANFIS-PSO and ANFIS-GA Models in Predicting Thermophysical Properties of Al₂O₃-MWCNT/Oil Hybrid Nanofluid. *Materials* **2019**, *12*, 3628. [[CrossRef](#)] [[PubMed](#)]
71. Alarifi, I.M.; Alkough, A.B.; Ali, V.; Nguyen, H.M.; Asadi, A. On the rheological properties of MWCNT-TiO₂/oil hybrid nanofluid: An experimental investigation on the effects of shear rate, temperature. and solid concentration of nanoparticles. *Powder Technol.* **2019**, *355*, 157–162. [[CrossRef](#)]
72. Asadi, M.; Asadi, A.; Aberoumand, S. An experimental and theoretical investigation on the effects of adding hybrid nanoparticles on heat transfer efficiency and pumping power of an oil-based nanofluid as a coolant fluid. *Int. J. Refrig.* **2018**, *89*, 83–92. [[CrossRef](#)]
73. Asadi, A.; Asadi, M.; Rezaniakolaei, A.; Rosendahl, L.A.; Afrand, M.; Wongwises, S. Heat transfer efficiency of Al₂O₃-MWCNT/thermal oil hybrid nanofluid as a cooling fluid in thermal and energy management applications: An experimental and theoretical investigation. *Int. J. Heat Mass Transf.* **2018**, *117*, 474–486. [[CrossRef](#)]
74. Eastman, J.A.; Choi, S.U.S.; Li, S.; Yu, W.; Thompson, L.J. Anomalously increased effective thermal conductivities of ethylene glycol-based nanofluids containing copper nanoparticles. *Appl. Phys. Lett.* **2001**, *78*, 718–720. [[CrossRef](#)]
75. Xuan, Y.; Li, Q. Investigation on convective heat transfer and flow features of nanofluids. *J. Heat Transf.* **2003**, *125*, 151–155. [[CrossRef](#)]
76. Zhou, D. Heat transfer enhancement of copper nanofluid with acoustic cavitation. *Int. J. Heat Mass Transf.* **2004**, *47*, 3109–3117. [[CrossRef](#)]
77. Jwo, C.-S.; Teng, T.-P. Experimental study on thermal properties of brines containing nanoparticles. *Rev. Adv. Mater. Sci.* **2005**, *10*, 79–83.
78. Jana, S.; Salehi-Khojin, A.; Zhong, W.H. Enhancement of fluid thermal conductivity by the addition of single and hybrid nano-additives. *Thermochim. Acta* **2007**, *462*, 45–55. [[CrossRef](#)]
79. Chen, Z.; Zheng, D.; Wang, J.; Chen, L.; Sundén, B. Experimental investigation on heat transfer characteristics of various nanofluids in an indoor electric heater. *Renew. Energy* **2020**, *147*, 1011–1018. [[CrossRef](#)]
80. Kang, H.U.; Kim, S.H.; Oh, J.M. Estimation of Thermal Conductivity of Nanofluid Using Experimental Effective Particle Volume. *Exp. Heat Transf.* **2006**, *19*, 181–191. [[CrossRef](#)]
81. Patel, H.E.; Das, S.; Sundararajan, T. Thermal conductivities of naked and monolayer protected metal nanoparticle based nanofluids: Manifestation of anomalous enhancement and chemical effects. *Appl. Phys. Lett.* **2003**, *83*, 2931. [[CrossRef](#)]

82. Buongiorno, J.; Venerus, D.C.; Prabhat, N.; McKrell, T.; Townsend, J.; Christianson, R.; Tolmachev, Y.V.; Keblinski, P.; Hu, L.-W.; Alvarado, J.L. A benchmark study on the thermal conductivity of nanofluids. *J. Appl. Phys.* **2009**, *106*, 094312. [[CrossRef](#)]
83. Putnam, S.A.; Cahill, D.G.; Braun, P.V.; Ge, Z.; Shimmin, R.G. Thermal conductivity of nanoparticle suspensions. *J. Appl. Phys.* **2006**, *99*, 084308. [[CrossRef](#)]
84. Keykhosravi, A.; Simjoo, M. Enhancement of capillary imbibition by Gamma-Alumina nanoparticles in carbonate rocks: Underlying mechanisms and scaling analysis. *J. Pet. Sci. Eng.* **2020**, *187*, 106802. [[CrossRef](#)]
85. Vasheghani, M. Enhancement of the thermal conductivity and viscosity of aluminum component–engine oil nanofluids. *Nanosci. Technol. Int. J.* **2012**, *3*, 333–340. [[CrossRef](#)]
86. Behzad, K.; Raoufi, R.; Bahrami, A. The effect of concentration on thermal and optical behaviours of aluminium nanofluids. *Dig. J. Nanomater. Biostruct.* **2016**, *11*, 357–363.
87. Kumar, A.; Chamoli, A.; Khan, S.; Anwar, A.A.; Jeyan, J.M.L. Density of Kerosene Aluminium Nanofluid used for Regenerative Cooling Applications of Thrust Chambers. *Int. J. Eng. Adv. Technol. (IJEAT)* **2019**, *9*, 176–180.
88. Huang, D.; Wu, Z.; Sunden, B. Pressure drop and convective heat transfer of Al₂O₃/water and MWCNT/water nanofluids in a chevron plate heat exchanger. *Int. J. Heat Mass Transf.* **2015**, *89*, 620–626. [[CrossRef](#)]
89. Haghghi, E.B.; Nikkam, N.; Saleemi, M.; Behi, M.; Mirmohammadi, S.A.; Poth, H.; Khodabandeh, R.; Toprak, M.S.; Muhammed, M.; Palm, B. Shelf stability of nanofluids and its effect on thermal conductivity and viscosity. *Meas. Sci. Technol.* **2013**, *24*, 105301. [[CrossRef](#)]
90. Soltani, S.; Etemad, S.G.; Thibault, J. Pool boiling heat transfer of non-Newtonian nanofluids. *Int. Commun. Heat Mass Transf.* **2010**, *37*, 29–33. [[CrossRef](#)]
91. Beck, M.P.; Sun, T.; Teja, A.S. The thermal conductivity of alumina nanoparticles dispersed in ethylene glycol. *Fluid Phase Equilib.* **2007**, *260*, 275–278. [[CrossRef](#)]
92. Vajjha, R.S.; Das, D.K.; Kulkarni, D.P. Development of new correlations for convective heat transfer and friction factor in turbulent regime for nanofluids. *Int. J. Heat Mass Transf.* **2010**, *53*, 4607–4618. [[CrossRef](#)]
93. Khairul, M.A.; Saidur, R.; Hossain, A.; Alim, M.A.; Mahbulul, I.M. Heat transfer performance of different nanofluids flows in a helically coiled heat exchanger. *Adv. Mater. Res.* **2014**, *832*, 160–165. [[CrossRef](#)]
94. Mondragón, R.; Segarra, C.; Jarque, J.C.; Julia, J.E.; Hernández, L.; Martínez-Cuenca, R. Characterization of physical properties of nanofluids for heat transfer application. *J. Phys. Conf. Ser.* **2012**, *395*, 012017. [[CrossRef](#)]
95. Zawrah, M.F.; Khattab, R.M.; Girgis, L.G.; El Daidamony, H.; Abdel Aziz, R.E. Stability and electrical conductivity of water-base Al₂O₃ nanofluids for different applications. *HBRC J.* **2016**, *12*, 227–234. [[CrossRef](#)]
96. Ahammed, N.; Asirvatham, L.G.; Wongwises, S. Thermoelectric cooling of electronic devices with nanofluid in a multiport minichannel heat exchanger. *Exp. Therm. Fluid Sci.* **2016**, *74*, 81–90. [[CrossRef](#)]
97. Manimaran, R.; Palaniradja, K.; Alagumurthi, N.; Sendhilmathan, S.; Hussain, J. Preparation and characterization of copper oxide nanofluid for heat transfer applications. *Appl. Nanosci.* **2014**, *4*, 163–167. [[CrossRef](#)]
98. Drzazga, M.; Dzido, G.; Lemanowicz, M.; Gierczycki, A. Influence of nonionic surfactant on nanofluid properties. In Proceedings of the 14th European Conference on Mixing, Warszawa, Poland, 10–13 September 2012; pp. 89–94.
99. Kedzierski, M.A. Effect of CuO Nanoparticle Concentration on R134a/Lubricant Pool-Boiling Heat Transfer. *J. Heat Transf.* **2009**, *131*, 043205. [[CrossRef](#)]
100. Liu, M.-S.; Lin, M.-C.; Huang, I.-T.; Wang, C.-C. Enhancement of Thermal Conductivity with CuO for Nanofluids. *Chem. Eng. Technol.* **2006**, *29*, 72–77. [[CrossRef](#)]
101. Pourfattah, F.; Abbasian Arani, A.A.; Babaie, M.R.; Nguyen, H.M.; Asadi, A. On the thermal characteristics of a manifold microchannel heat sink subjected to nanofluid using two-phase flow simulation. *Int. J. Heat Mass Transf.* **2019**, *143*, 118518. [[CrossRef](#)]
102. Asadi, A.; Pourfattah, F. Heat transfer performance of two oil-based nanofluids containing ZnO and MgO nanoparticles; a comparative experimental investigation. *Powder Technol.* **2019**, *343*, 296–308. [[CrossRef](#)]
103. Haghshenas, F.M.; Talaie, M.R.; Nasr, S. Numerical and experimental investigation of heat transfer of ZnO/water nanofluid in the concentric tube and plate heat exchangers. *Therm. Sci.* **2011**, *15*, 183–194. [[CrossRef](#)]

104. Bhagat, U.; More, P.; Khanna, P. Study of Zinc Oxide Nanofluids for Heat Transfer Application. *SAJ Nanosci. Nanotechnol.* **2015**, *1*, 1–7.
105. Raykar, V.S.; Singh, A.K. Thermal and rheological behavior of acetylacetone stabilized ZnO nanofluids. *Thermochim. Acta* **2010**, *502*, 60–65. [[CrossRef](#)]
106. Zafarani-Moattar, M.T.; Majdan-Cegincara, R. Effect of temperature on volumetric and transport properties of nanofluids containing ZnO nanoparticles poly(ethylene glycol) and water. *J. Chem. Thermodyn.* **2012**, *54*, 55–67. [[CrossRef](#)]
107. Zafarani-Moattar, M.T.; Majdan-Cegincara, R. Investigation on stability and rheological properties of nanofluid of ZnO nanoparticles dispersed in poly(ethylene glycol). *Fluid Phase Equilib.* **2013**, *354*, 102–108. [[CrossRef](#)]
108. Adiwibowo, M.T.; Ibadurrohman, M.; Slamet. Synthesis of Zno Nanoparticles and their nanofluid stability in the presence of a Palm Oil-Based Primary Alkyl Sulphate surfactant for detergent application. *Int. J. Technol.* **2018**, *9*, 307–316. [[CrossRef](#)]
109. Abdollahi, A.; Mohammed, H.; Vanaki, S.M.; Sharma, R. Numerical investigation of fluid flow and heat transfer of nanofluids in microchannel with longitudinal fins. *Ain Shams Eng. J.* **2018**, *9*, 3411–3418. [[CrossRef](#)]
110. Murshed, S.M.S.; Leong, K.C.; Yang, C. Enhanced thermal conductivity of TiO₂—Water based nanofluids. *Int. J. Therm. Sci.* **2005**, *44*, 367–373. [[CrossRef](#)]
111. Prakash, D.S.B.; Kotin, K.N.; Kumar, P. Preparation and characterization of Nanofluid (CuO—Water, TiO₂—Water). *EPH—Int. J. Sci. Eng.* **2015**, *1*, 14–20.
112. Hosseinzadeh, K.; Afsharpanah, F.; Zamani, S.; Gholinia, M.; Ganji, D.D. A numerical investigation on ethylene glycol-titanium dioxide nanofluid convective flow over a stretching sheet in presence of heat generation/absorption. *Case Stud. Therm. Eng.* **2018**, *12*, 228–236. [[CrossRef](#)]
113. Saleh, R.; Putra, N.; Wibowo, R.E.; Septiadi, W.N.; Prakoso, S.P. Titanium dioxide nanofluids for heat transfer applications. *Exp. Therm. Fluid Sci.* **2014**, *52*, 19–29. [[CrossRef](#)]
114. Wei, B.; Zou, C.; Li, X. Experimental investigation on stability and thermal conductivity of diathermic oil based TiO₂ nanofluids. *Int. J. Heat Mass Transf.* **2017**, *104*, 537–543. [[CrossRef](#)]
115. Abdolbaqi, M.K.; Sidik, N.A.C.; Aziz, A.; Mamat, R.; Azmi, W.H.; Yazid, M.N.A.W.M.; Najafi, G. An experimental determination of thermal conductivity and viscosity of BioGlycol/water based TiO₂ nanofluids. *Int. Commun. Heat Mass Transf.* **2016**, *77*, 22–32. [[CrossRef](#)]
116. Leong, K.Y.; Azmi, W.H. Nanofluids Containing Titanium Dioxide: Thermo-Physical Properties and Energy Saving Applications. In *Handbook of Ecomaterials*; Martínez, L.M.T., Kharissova, O.V., Kharisov, B.I., Eds.; Springer International Publishing: Cham, Switzerland, 2017; pp. 1–20.
117. Vassallo, P.; Kumar, R.; D’Amico, S. Pool boiling heat transfer experiments in silica–water nano-fluids. *Int. J. Heat Mass Transf.* **2004**, *47*, 407–411. [[CrossRef](#)]
118. Akilu, S.; Baheta, A.T.; Sharma, K.V.; Said, M.A. Experimental determination of nanofluid specific heat with SiO₂ nanoparticles in different base fluids. *AIP Conf. Proc.* **2017**, *1877*, 090001.
119. Anoop, K.; Sadr, R.; Al-Jubouri, M.; Amani, M. Rheology of mineral oil-SiO₂ nanofluids at high pressure and high temperatures. *Int. J. Therm. Sci.* **2014**, *77*, 108–115. [[CrossRef](#)]
120. Mohammed, H.; Alawi, O.; Che Sidik, N.A.; Akademia Baru, P. Mixed Convective Nanofluids Flow in a Channel having Forward-Facing Step with Baffle. *J. Adv. Res. Appl. Mech.* **2016**, *24*, 2289–7895.
121. Mohammed, H.; Fathinia, F.; Vuthaluru, H.; Liu, S. CFD based investigations on the effects of blockage shapes on transient mixed convective nanofluid flow over a backward facing step. *Powder Technol.* **2019**, *346*, 441–451. [[CrossRef](#)]
122. Hemmat Esfe, M.; Saedodin, S.; Mahian, O.; Wongwises, S. Thermophysical properties. heat transfer and pressure drop of COOH-functionalized multi walled carbon nanotubes/water nanofluids. *Int. Commun. Heat Mass Transf.* **2014**, *58*, 176–183. [[CrossRef](#)]
123. Delfani, S.; Karami, M.; Behabadi, M.A.A. Performance characteristics of a residential-type direct absorption solar collector using MWCNT nanofluid. *Renew. Energy* **2016**, *87*, 754–764. [[CrossRef](#)]
124. Hwang, Y.; Lee, J.K.; Lee, C.H.; Jung, Y.M.; Cheong, S.I.; Lee, C.G.; Ku, B.C.; Jang, S.P. Stability and thermal conductivity characteristics of nanofluids. *Thermochim. Acta* **2007**, *455*, 70–74. [[CrossRef](#)]
125. Asadi, A.; Alarifi, I.M.; Ali, V.; Nguyen, H.M. An experimental investigation on the effects of ultrasonication time on stability and thermal conductivity of MWCNT-water nanofluid: Finding the optimum ultrasonication time. *Ultrason. Sonochem.* **2019**, *58*, 104639. [[CrossRef](#)]

126. Kolsi, L.; Oztop, H.F.; Ghachem, K.; Almeshaal, M.A.; Mohammed, H.A.; Babazadeh, H.; Abu-Hamdeh, N. Numerical Study of Periodic Magnetic Field Effect on 3D Natural Convection of MWCNT-Water/Nanofluid with Consideration of Aggregation. *Processes* **2019**, *7*, 957. [[CrossRef](#)]
127. Pourfattah, F.; Sabzpooshani, M.; Toghraie, D.; Asadi, A. On the optimization of a vertical twisted tape arrangement in a channel subjected to MWCNT-water nanofluid by coupling numerical simulation and genetic algorithm. *J. Therm. Anal. Calorim.* **2020**, 1–13. [[CrossRef](#)]
128. Lyu, Z.; Asadi, A.; Alarifi, I.M.; Ali, V.; Foong, L.K. Thermal and Fluid Dynamics Performance of MWCNT-Water Nanofluid Based on Thermophysical Properties: An Experimental and Theoretical Study. *Sci. Rep.* **2020**, *10*, 5185. [[CrossRef](#)]
129. Hemmat Esfe, M.; Saedodin, S.; Mahian, O.; Wongwises, S. Heat transfer characteristics and pressure drop of COOH-functionalized DWCNTs/water nanofluid in turbulent flow at low concentrations. *Int. J. Heat Mass Transf.* **2014**, *73*, 186–194. [[CrossRef](#)]
130. Shamaeil, M.; Firouzi, M.; Fakhar, A. The effects of temperature and volume fraction on the thermal conductivity of functionalized DWCNTs/ethylene glycol nanofluid. *J. Therm. Anal. Calorim.* **2016**, *126*, 1455–1462. [[CrossRef](#)]
131. Said, Z.; Saidur, R.; Sabiha, M.A.; Rahim, N.A.; Anisur, M.R. Thermophysical properties of Single Wall Carbon Nanotubes and its effect on exergy efficiency of a flat plate solar collector. *Solar Energy* **2015**, *115*, 757–769. [[CrossRef](#)]
132. Mercatelli, L.; Sani, E.; Zaccanti, G.; Martelli, F.; Di Ninni, P.; Barison, S.; Pagura, C.; Agresti, F.; Jafrancesco, D. Absorption and scattering properties of carbon nanohorn-based nanofluids for direct sunlight absorbers. *Nanoscale Res. Lett.* **2011**, *6*, 282. [[CrossRef](#)] [[PubMed](#)]
133. Mashali, F.; Languri, E.M.; Davidson, J.; Kerns, D.; Johnson, W.; Nawaz, K.; Cunningham, G. Thermo-physical properties of diamond nanofluids: A review. *Int. J. Heat Mass Transf.* **2019**, *129*, 1123–1135. [[CrossRef](#)]
134. Sadeghinezhad, E.; Togun, H.; Mehrali, M.; Sadeghi Nejad, P.; Tahan Latibari, S.; Abdulrazzaq, T.; Kazi, S.N.; Metselaar, H.S.C. An experimental and numerical investigation of heat transfer enhancement for graphene nanoplatelets nanofluids in turbulent flow conditions. *Int. J. Heat Mass Transf.* **2015**, *81*, 41–51. [[CrossRef](#)]
135. Ahmadi, A.; Ganji, D.D.; Jafarkazemi, F. Analysis of utilizing Graphene nanoplatelets to enhance thermal performance of flat plate solar collectors. *Energy Convers. Manag.* **2016**, *126*, 1–11. [[CrossRef](#)]
136. Bioucas, F.E.B.; Vieira, S.I.C.; Lourenço, M.J.V.; Santos, F.J.V.; Nieto de Castro, C.A. Performance of heat transfer fluids with nanographene in a pilot solar collector. *Sol. Energy* **2018**, *172*, 171–176. [[CrossRef](#)]
137. Otanicar, T.P.; Phelan, P.E.; Prasher, R.S.; Rosengarten, G.; Taylor, R.A. Nanofluid-based direct absorption solar collector. *J. Renew. Sustain. Energy* **2010**, *2*, 033102. [[CrossRef](#)]
138. Gorji, T.B.; Ranjbar, A.A. A numerical and experimental investigation on the performance of a low-flux direct absorption solar collector (DASC) using graphite, magnetite and silver nanofluids. *Sol. Energy* **2016**, *135*, 493–505.
139. Luo, Z.; Wang, C.; Wei, W.; Xiao, G.; Ni, M. Performance improvement of a nanofluid solar collector based on direct absorption collection (DAC) concepts. *Int. J. Heat Mass Transf.* **2014**, *75*, 262–271. [[CrossRef](#)]
140. Asadi, A.; Aberoumand, S.; Moradikazerouni, A.; Pourfattah, F.; Żyła, G.; Estellé, P.; Mahian, O.; Wongwises, S.; Nguyen, H.M.; Arabkoohsar, A. Recent advances in preparation methods and thermophysical properties of oil-based nanofluids: A state-of-the-art review. *Powder Technol.* **2019**, *352*, 209–226. [[CrossRef](#)]
141. Asadi, A.; Asadi, M.; Siahmargoi, M.; Asadi, T.; Gholami Andarati, M. The effect of surfactant and sonication time on the stability and thermal conductivity of water-based nanofluid containing Mg(OH)₂ nanoparticles: An experimental investigation. *Int. J. Heat Mass Transf.* **2017**, *108*, 191–198. [[CrossRef](#)]
142. Aberoumand, S.; Jafarimoghaddam, A.; Moravej, M.; Aberoumand, H.; Javaherdeh, K. Experimental study on the rheological behavior of silver-heat transfer oil nanofluid and suggesting two empirical based correlations for thermal conductivity and viscosity of oil based nanofluids. *Appl. Therm. Eng.* **2016**, *101*, 362–372. [[CrossRef](#)]
143. Aberoumand, S.; Jafarimoghaddam, A. Experimental study on synthesis, stability, thermal conductivity and viscosity of Cu-engine oil nanofluid. *J. Taiwan Inst. Chem. Eng.* **2017**, *71*, 315–322. [[CrossRef](#)]
144. Akoh, H.; Tsukasaki, Y.; Yatsuya, S.; Tasaki, A. Magnetic-Properties of Ferromagnetic Ultrafine Particles Prepared by Vacuum Evaporation on Running Oil Substrate. *J. Cryst. Growth* **1978**, *45*, 495–500. [[CrossRef](#)]

145. Wagener, M.; Murty, B.S.; Guenther, B. Preparation of metal nanosuspensions by high-pressure dc-sputtering on running liquids. In Proceedings of the 1996 MRS Fall Symposium, Boston, MA, USA, 2–5 December 1996; George, E.P., Gotthardt, R., Otsuka, K., Trolrier-McKinstry, S., Wun-Fogle, M., Eds.; Materials Research Society: Pittsburgh, PA, USA, 1997; pp. 149–154.
146. Eastman, J.A.; Choi, U.S.; Li, S.; Thompson, L.J.; Lee, S. Enhanced thermal conductivity through the development of nanofluids. In Proceedings of the 1996 MRS Fall Symposium, Boston, MA, USA, 2–5 December 1996; George, E.P., Gotthardt, R., Otsuka, K., Trolrier-McKinstry, S., Wun-Fogle, M., Eds.; Materials Research Society: Pittsburgh, PA, USA, 1997; pp. 3–11.
147. Mukherjee, S.; Mishra, P.C.; Chaudhuri, P. Stability of Heat Transfer Nanofluids—A Review. *ChemBioEng Rev.* **2018**, *5*, 312–333. [[CrossRef](#)]
148. Sabiha, M.A.; Mostafizur, R.M.; Saidur, R.; Mekhilef, S. Experimental investigation on thermo physical properties of single walled carbon nanotube nanofluids. *Int. J. Heat Mass Transf.* **2016**, *93*, 862–871. [[CrossRef](#)]
149. Lee, J.-H.; Choi, S.U.S.; Jang, S.P.; Lee, S.Y. Production of aqueous spherical gold nanoparticles using conventional ultrasonic bath. *Nanosci. Res. Lett.* **2012**, *7*, 420. [[CrossRef](#)]
150. Asadi, A.; Pourfattah, F.; Miklós Szilágyi, I.; Afrand, M.; Żyła, G.; Seon Ahn, H.; Wongwises, S.; Minh Nguyen, H.; Arabkoohsar, A.; Mahian, O. Effect of sonication characteristics on stability thermophysical properties and heat transfer of nanofluids: A comprehensive review. *Ultrason. Sonochem.* **2019**, *58*, 104701. [[CrossRef](#)]
151. Duangthongsuk, W.; Wongwises, S. Measurement of temperature-dependent thermal conductivity and viscosity of TiO₂-H₂O nanofluids. *Exp. Therm. Fluid Sci.* **2009**, *33*, 706–714. [[CrossRef](#)]
152. Sandhu, H.; Dasaraju, G. An Experimental Study on Stability and Some Thermophysical Properties of Multiwalled Carbon Nanotubes with Water-Ethylene Glycol Mixtures. *Part. Sci. Technol.* **2017**, *35*, 547–554. [[CrossRef](#)]
153. Ilyas, S.; Pendyala, R.; Marneni, N.; Lim, S. Stability, rheology and thermal analysis of functionalized alumina-thermal oil-based nanofluids for advanced cooling systems. *Energy Convers. Manag.* **2017**, *142*, 215–229. [[CrossRef](#)]
154. Wen, D.; Ding, Y. Experimental investigation into the pool boiling heat transfer of aqueous based γ -alumina nanofluids. *J. Nanopart. Res.* **2005**, *7*, 265–274. [[CrossRef](#)]
155. Fontes, D.H.; Ribatski, G.; Bandarra Filho, E.P. Experimental evaluation of thermal conductivity, viscosity and breakdown voltage AC of nanofluids of carbon nanotubes and diamond in transformer oil. *Diam. Relat. Mater.* **2015**, *58*, 115–121. [[CrossRef](#)]
156. Ranjbarzadeh, R.; Moradikazerouni, A.; Bakhtiari, R.; Asadi, A.; Afrand, M. An experimental study on stability and thermal conductivity of water/silica nanofluid: Eco-friendly production of nanoparticles. *J. Clean. Prod.* **2019**, *206*, 1089–1100. [[CrossRef](#)]
157. Song, Y.Y.; Bhadeshia, H.K.D.H.; Suh, D.-W. Stability of stainless-steel nanoparticle and water mixtures. *Powder Technol.* **2015**, *272*, 34–44. [[CrossRef](#)]
158. Saidina, D.S.; Abdullah, M.Z.; Hussin, M. Metal oxide nanofluids in electronic cooling: A review. *J. Mater. Sci. Mater. Electron.* **2020**, *31*, 4381–4398. [[CrossRef](#)]
159. Asadi, A.; Alarifi, I.M.; Nguyen, H.M.; Moayed, H. Feasibility of least-square support vector machine in predicting the effects of shear rate on the rheological properties and pumping power of MWCNT–MgO/oil hybrid nanofluid based on experimental data. *J. Therm. Anal. Calorim.* **2020**. [[CrossRef](#)]
160. Halefadi, S.; Maré, T.; Estellé, P. Efficiency of carbon nanotubes water based nanofluids as coolants. *Exp. Therm. Fluid Sci.* **2014**, *53*, 104–110. [[CrossRef](#)]
161. Pastoriza-Gallego, M.J.; Casanova, C.; Páramo, R.; Barbés, B.; Legido, J.L.; Piñeiro, M.M. A study on stability and thermophysical properties (density and viscosity) of Al₂O₃ in water nanofluid. *J. Appl. Phys.* **2009**, *106*, 064301. [[CrossRef](#)]
162. Saini, A.; Sandhu, H.; Sharma, S.; Dasaraju, G. Nanofluids: A Review Preparation, Stability, Properties and Applications. *Int. J. Eng. Res. Technol. (IJERT)* **2016**, *5*, 11–16.
163. Zhou, S.-Q.; Ni, R. Measurement of the specific heat capacity of water-based Al₂O₃ nanofluid. *Appl. Phys. Lett.* **2008**, *92*, 093123. [[CrossRef](#)]
164. Cabaleiro, D.; Gracia-Fernández, C.; Legido, J.L.; Lugo, L. Specific heat of metal oxide nanofluids at high concentrations for heat transfer. *Int. J. Heat Mass Transf.* **2015**, *88*, 872–879. [[CrossRef](#)]

165. Yu, W.; Xie, H.; Wang, X. Enhanced Thermal Conductivity of Liquid Paraffin Based Nanofluids Containing Copper Nanoparticles. *J. Dispers. Sci. Technol.* **2011**, *32*, 948–951. [[CrossRef](#)]
166. Li, X.F.; Zhu, D.S.; Wang, X.J.; Wang, N.; Gao, J.W.; Li, H. Thermal conductivity enhancement dependent pH and chemical surfactant for Cu-H₂O nanofluids. *Thermochim. Acta* **2008**, *469*, 98–103. [[CrossRef](#)]
167. Srivastava, S. Effect of aggregation on thermal conductivity and viscosity of nanofluids. *Appl. Nanosci.* **2012**, *2*, 325–331.
168. Sadri, R.; Ahmadi, G.; Togun, H.; Dahari, M.; Kazi, S.N.; Sadeghinezhad, E.; Zubir, N. An experimental study on thermal conductivity and viscosity of nanofluids containing carbon nanotubes. *Nanosc. Res. Lett.* **2014**, *9*, 151. [[CrossRef](#)]
169. Raja, M.; Vijayan, R.; Dineshkumar, P.; Venkatesan, M. Review on nanofluids characterization. heat transfer characteristics and applications. *Renew. Sustain. Energy Rev.* **2016**, *64*, 163–173. [[CrossRef](#)]
170. Bakthavatchalam, B.; Habib, K.; Saidur, R.; Saha, B.B.; Irshad, K. Comprehensive study on nanofluid and ionanofluid for heat transfer enhancement: A review on current and future perspective. *J. Mol. Liq.* **2020**, *305*, 112787. [[CrossRef](#)]
171. Paul, G.; Chopkar, M.; Manna, I.; Das, P.K. Techniques for measuring the thermal conductivity of nanofluids: A review. *Renew. Sustain. Energy Rev.* **2010**, *14*, 1913–1924. [[CrossRef](#)]
172. Doganay, S.; Alsangur, R.; Turgut, A. Effect of external magnetic field on thermal conductivity and viscosity of magnetic nanofluids: A review. *Mater. Res. Express* **2019**, *6*, 112003. [[CrossRef](#)]
173. Pozhar, L.A. Structure and dynamics of nanofluids: Theory and simulations to calculate viscosity. *Phys. Rev. E* **2000**, *61*, 1432–1446. [[CrossRef](#)] [[PubMed](#)]
174. Khanafer, K.; Vafai, K.; Lightstone, M. Buoyancy-driven heat transfer enhancement in a two-dimensional enclosure utilizing nanofluids. *Int. J. Heat Mass Transf.* **2003**, *46*, 3639–3653. [[CrossRef](#)]
175. Wang, B.G.; Wang, X.B.; Lou, W.J.; Hao, J.C. Thermal conductivity and rheological properties of graphite/oil nanofluids. *Colloids Surf. Physicochem. Eng. Asp.* **2012**, *414*, 125–131. [[CrossRef](#)]
176. Bahiraei, M.; Rahmani, R.; Yaghoobi, A.; Khodabandeh, E.; Mashayekhi, R.; Amani, M. Recent research contributions concerning use of nanofluids in heat exchangers: A critical review. *Appl. Therm. Eng.* **2018**, *133*, 137–159. [[CrossRef](#)]
177. Maré, T.; Halefadi, S.; Sow, O.; Estellé, P.; Duret, S.; Bazantay, F. Comparison of the thermal performances of two nanofluids at low temperature in a plate heat exchanger. *Exp. Therm. Fluid Sci.* **2011**, *35*, 1535–1543. [[CrossRef](#)]
178. Safi, M.A.; Ghozatloo, A.; Hamidi, A.A.; Shariaty-Niassar, M. Calculation of Heat Transfer Coefficient of MWCNT-TiO₂ Nanofluid in Plate Heat Exchanger. *Int. J. Nanosci. Nanotechnol.* **2014**, *10*, 153–162.
179. Rashidi, S.; Karimi, N.; Mahian, O.; Abolfazli Esfahani, J. A concise review on the role of nanoparticles upon the productivity of solar desalination systems. *J. Therm. Anal. Calorim.* **2019**, *135*, 1145–1159. [[CrossRef](#)]
180. Tabari, Z.T.; Heris, S.Z. Heat Transfer Performance of Milk Pasteurization Plate Heat Exchangers Using MWCNT/Water Nanofluid. *J. Dispers. Sci. Technol.* **2015**, *36*, 196–204. [[CrossRef](#)]
181. Sarafraz, M.M.; Hormozi, F. Heat transfer pressure drop and fouling studies of multi-walled carbon nanotube nano-fluids inside a plate heat exchanger. *Exp. Therm. Fluid Sci.* **2016**, *72*, 1–11. [[CrossRef](#)]
182. Goodarzi, M.; Amiri, A.; Goodarzi, M.S.; Safaei, M.R.; Karimipour, A.; Languri, E.M.; Dahari, M. Investigation of heat transfer and pressure drop of a counter flow corrugated plate heat exchanger using MWCNT based nanofluids. *Int. Commun. Heat Mass Transf.* **2015**, *66*, 172–179. [[CrossRef](#)]
183. Kumar, V.; Tiwari, A.K.; Ghosh, S.K. Effect of variable spacing on performance of plate heat exchanger using nanofluids. *Energy* **2016**, *114*, 1107–1119. [[CrossRef](#)]
184. Asadi, A.; Alarifi, I.M.; Foong, L.K. An experimental study on characterization. stability and dynamic viscosity of CuO-TiO₂/water hybrid nanofluid. *J. Mol. Liq.* **2020**, *307*, 112987. [[CrossRef](#)]
185. Huang, D.; Wu, Z.; Sunden, B. Effects of hybrid nanofluid mixture in plate heat exchangers. *Exp. Therm. Fluid Sci.* **2016**, *72*, 190–196. [[CrossRef](#)]
186. Kumar, V.; Tiwari, A.K.; Ghosh, S.K. Exergy analysis of hybrid nanofluids with optimum concentration in a plate heat exchanger. *Mater. Res. Express* **2018**, *5*, 065022. [[CrossRef](#)]
187. Mouromtseff, I.E. Water and Forced-Air Cooling of Vacuum Tubes Nonelectronic Problems in Electronic Tubes. *Proc. IRE* **1942**, *30*, 190–205. [[CrossRef](#)]
188. Bhattad, A.; Sarkar, J.; Ghosh, P. Experimentation on effect of particle ratio on hydrothermal performance of plate heat exchanger using hybrid nanofluid. *Appl. Therm. Eng.* **2019**, *162*, 114309. [[CrossRef](#)]

189. Bhattad, A.; Sarkar, J.; Ghosh, P. Hydrothermal performance of different alumina hybrid nanofluid types in plate heat exchanger. *J. Therm. Anal. Calorim.* **2019**, *139*, 3777–3787. [[CrossRef](#)]
190. Barzegarian, R.; Moraveji, M.K.; Aloueyan, A. Experimental investigation on heat transfer characteristics and pressure drop of BPHE (brazed plate heat exchanger) using TiO₂-water nanofluid. *Exp. Therm. Fluid Sci.* **2016**, *74*, 11–18. [[CrossRef](#)]
191. Kumar, V.; Tiwari, A.K.; Ghosh, S.K. Effect of chevron angle on heat transfer performance in plate heat exchanger using ZnO/water nanofluid. *Energy Convers. Manag.* **2016**, *118*, 142–154. [[CrossRef](#)]
192. Pourhoseini, S.H.; Naghizadeh, N.; Hoseinzadeh, H. Effect of silver-water nanofluid on heat transfer performance of a plate heat exchanger: An experimental and theoretical study. *Powder Technol.* **2018**, *332*, 279–286. [[CrossRef](#)]
193. Wang, Z.; Wu, Z.; Han, F.; Wadsö, L.; Sundén, B. Experimental comparative evaluation of a graphene nanofluid coolant in miniature plate heat exchanger. *Int. J. Therm. Sci.* **2018**, *130*, 148–156. [[CrossRef](#)]
194. Mansoury, D.; Doshmanziari, F.I.; Kiani, A.; Chamkha, A.J.; Sharifpur, M. Heat Transfer and Flow Characteristics of Al₂O₃/Water Nanofluid in Various Heat Exchangers: Experiments on Counter Flow. *Heat Transf. Eng.* **2020**, *41*, 220–234. [[CrossRef](#)]
195. Talari Vijaya, K.; Thamida Sunil, K.; Sastry, R.C. Determination of Optimum Concentration of Nanofluid for Process Intensification of Heat Transfer Using Corrugated Plate Type Heat Exchanger. *Chem. Prod. Proc. Model.* **2019**, *14*. [[CrossRef](#)]
196. Tiwari, A.K.; Ghosh, P.; Sarkar, J. Heat transfer and pressure drop characteristics of CeO₂/water nanofluid in plate heat exchanger. *Appl. Therm. Eng.* **2013**, *57*, 24–32. [[CrossRef](#)]
197. Unverdi, M.; Islamoglu, Y. Characteristics of heat transfer and pressure drop in a chevron-type plate heat exchanger with Al₂O₃/water nanofluids. *Therm. Sci.* **2017**, *21*, 2379–2391. [[CrossRef](#)]
198. Elias, M.M.; Saidur, R.; Ben-Mansour, R.; Hepbasli, A.; Rahim, N.A.; Jesbains, K. Heat transfer and pressure drop characteristics of a plate heat exchanger using water based Al₂O₃ nanofluid for 30° and 60° chevron angles. *Heat Mass Transf.* **2018**, *54*, 2907–2916. [[CrossRef](#)]
199. Tariq, R.; Sheikh, K.A.; Shayyan, M. Study of Thermal Performance of Common Heat Exchangers by Using Nanofluids. In Proceedings of the 2018 International Conference on Applied and Engineering Mathematics (ICAEM), London, UK, 4–6 July 2018; pp. 130–135.
200. Attalla, M.; Maghrabie, H.M. An experimental study on heat transfer and fluid flow of rough plate heat exchanger using Al₂O₃/water nanofluid. *Exp. Heat Transf.* **2020**, *33*, 261–281. [[CrossRef](#)]
201. Sözen, A.; Khanlari, A.; Çiftçi, E. Heat transfer enhancement of plate heat exchanger utilizing kaolin-including working fluid. Proceedings of the Institution of Mechanical Engineers. Part A J. Power Energy **2019**, *233*, 626–634. [[CrossRef](#)]
202. Meisam, A.; Ahmad, A.; Hamed, M. Experimental Investigation of Metal Oxide Nanofluids in a Plate Heat Exchanger. *J. Therm. Heat Transf.* **2019**, *33*, 994–1005. [[CrossRef](#)]
203. Soman, D.P.; Karthika, S.; Kalaichelvi, P.; Radhakrishnan, T.K. Experimental study of turbulent forced convection heat transfer and friction factor in dimpled plate heat exchanger. *Appl. Therm. Eng.* **2019**, *162*, 114254. [[CrossRef](#)]
204. Khoshvaght-Aliabadi, M.; Hormozi, F.; Zamzamian, A. Effects of geometrical parameters on performance of plate-fin heat exchanger: Vortex-generator as core surface and nanofluid as working media. *Appl. Therm. Eng.* **2014**, *70*, 565–579. [[CrossRef](#)]
205. Khoshvaght-Aliabadi, M.; Hormozi, F.; Zamzamian, A. Experimental analysis of thermal-hydraulic performance of copper-water nanofluid flow in different plate-fin channels. *Exp. Therm. Fluid Sci.* **2014**, *52*, 248–258. [[CrossRef](#)]
206. Khoshvaght-Aliabadi, M.; Zamzamian, A.; Hormozi, F. Wavy Channel and Different Nanofluids Effects on Performance of Plate-Fin Heat Exchangers. *J. Therm. Heat Transf.* **2014**, *28*, 474–484. [[CrossRef](#)]
207. Khoshvaght-Aliabadi, M. Thermal performance of plate-fin heat exchanger using passive techniques: Vortex-generator and nanofluid. *Heat Mass Transf.* **2016**, *52*, 819–828. [[CrossRef](#)]
208. Khoshvaght-Aliabadi, M.; Jafari, A.; Sartipzadeh, O.; Salami, M. Thermal-hydraulic performance of wavy plate-fin heat exchanger using passive techniques: Perforations, winglets. and nanofluids. *Int. Commun. Heat Mass Transf.* **2016**, *78*, 231–240. [[CrossRef](#)]
209. Khoshvaght-Aliabadi, M.; Ariana, H.; Khaligh, S.F.; Salami, M. Effects of delta winglets on performance of wavy plate-fin in PFHEs. *J. Therm. Anal. Calorim.* **2018**, *131*, 1625–1640. [[CrossRef](#)]

210. Khoshvaght-Aliabadi, M.; Salami, M. Turbulent flow of Al₂O₃-water nanofluid through plate-fin heat exchanger (PFHE) with offset-strip channels. *Therm. Sci. Eng. Prog.* **2018**, *6*, 164–176. [[CrossRef](#)]
211. Morteza, K.-A.; Mortazavi, S. Combined effects of holes and winglets on chevron plate-fins to enhance the performance of a plate-fin heat exchanger working with nanofluid. *Exp. Heat Transf.* **2019**, *32*, 584–599. [[CrossRef](#)]
212. Khoshvaght-Aliabadi, M.; Hassani, S.M.; Mazloumi, S.H. Comparison of hydrothermal performance between plate fins and plate-pin fins subject to nanofluid-cooled corrugated miniature heat sinks. *Microelectron. Reliab.* **2017**, *70*, 84–96. [[CrossRef](#)]
213. Arshad, A.; Jabbar, M.; Yan, Y.; Reay, D. A review on graphene based nanofluids: Preparation, characterization and applications. *J. Mol. Liq.* **2019**, *279*, 444–484. [[CrossRef](#)]



© 2020 by the authors. Licensee MDPI, Basel, Switzerland. This article is an open access article distributed under the terms and conditions of the Creative Commons Attribution (CC BY) license (<http://creativecommons.org/licenses/by/4.0/>).