

**Research Article****ETHNO-BOTANICAL CLAIMS COLLECTED FROM TRIBAL AND RURAL PEOPLE OF KADAPA DISTRICT, ANDHRA PRADESH****C. Ramesh^{1*}, Goli Penchala Pratap², V. Nagaraju², G. Sudarsanam²**¹Department of Botany, Sri Venkateswara Arts College (TTD), Tirupati, Andhra Pradesh, India.²Department of Botany, Sri Venkateswara University, Tirupati, Andhra Pradesh, India.**ABSTRACT**

The main aim of the study is to collect the ethnobotanical claims on therapeutic actions of twenty-seven (27) plant species belonging to Fourteen (14) families of angiosperms; practicing by tribal and rural people of Kadapa district, Andhra Pradesh. The study was directed in the tribal villages and provincial regions like; Badvel, Balapalli, Chitvel, Guvvala cheruvu, Kukkaladhoddi, Lankamalai, Mamandur, Palakonda hills, Pulivendula, Rajampeta, Rayachoti and Settupalli in Kadapa District. The governed tribal populations in these regions are Yanadhi accompanied by Yerukula, Nakkala, and Sugalis. Tribal and rural people of the investigated areas have been applying all these plant materials in the form of ash, boiled, crude, curry, decoction etc. for treating 27 disease conditions like; anorexia, bilious affections, piles, burning sensation in the stomach, cold and cough, dandruff, dental diseases, diarrhoea, dyspepsia, redness of eye, facial paralysis, fever, fissures, cracks, flatulence, haemorrhage, hair loss, indigestion, intestinal ulcers, loss of libido, migraine, pains, swellings etc. The botanical name, family name, habit, habitat, part(s) used, flowering and fruiting time, the name of the diseases against which the plants are used and mode of administration with dosage for most of the claims is discussed in detail. The provided information could be used to find new medications of natural origin by the systematic research on pharmacological and clinical trials.

KEYWORDS: Ethnobotanical studies, Contemporary folk claims, Kadapa district, Tribes and rural people.**INTRODUCTION**

India is an inhabitancy for most seasoned; wealthiest and most differing refined conventions related to the utilization of restorative plants as customary frameworks of prescription including Ayurveda, Unani, Homeopathy, and Siddha. Indians depend mainly in these frameworks of medication and had been rehearsed for a long time. It is authoritatively perceived that 2500 plant species have restorative esteem while more than 6000 plants are assessed to be investigated in traditional, folk and herbal medicine. Presently, these plant-based conventional medicinal systems maintain to provide the primary healthcare to more than seventy-five percent of the total world population.

The indigenous system of folk medicines based on the use of plants by the local communities has been practiced for centuries and travels through generations from older to younger ones.^[7-10] The use of plants in modern medicine has considerably increased, on the other hand, traditional knowledge is gradually decreasing due to rapid urbanization and dependence of man on modern health care systems, but this folk system still prevails in the rural communities.^[5-8] Consequently, there is an urgency to document this type data from rural communities. Based on this explanation the present investigation on documenting the Ethno-botanical medications was undertaken in the rural areas of Kadapa district, Andhra Pradesh.

About the studied area ^[10] (Figure 2 and 3)

Geographically, Kadapa district is located within 13.43' and 15.14' of the Northern latitude and 77.55' & 79.29' of the Eastern longitude. The district lies Northwards beneath the Western slopes of the Eastern Ghats mountain range as a rough parallelogram, imprinted deeply in its Southern, Western and Northern boundaries. It is enclosed by Kurnool district on the North, Chittoor District on the South, Nellore District and Prakasam District on the East and Anantapur District on the West. The total geographical area of the Kadapa district is 15,379 sq. Kms. Kadapa District is said to be the heart of the Rayalaseema as it is centrally located and well connected with the 4 districts of Rayalaseema. The climate of Kadapa district, as it is also known, is such that it encounters its tiniest temperature, in November-January, at about 28-30°C. The hottest temperature ranges between the 40-45°C ranges during April-May. Based on the Agro-climatic conditions the District befalls both in Southern and scarce rainfall zone. Kadapa is one of the districts in Rayalaseema area, with an uneven, isolated rainfall in different parts of the district and with large dry tracts. The District's normal rainfall is 700 mm and its actual rainfall differs from 400 to 800 mm. It gets its major portion of rainfall (around 60%) during June-September period through South-West Monsoon. More than 30% of its average rainfall comes from North-East Monsoon during October-December. It gets its remaining 10-15% of its rainfall during Winter

Period (January-February) and in Hot Weather Period (March-May).

The soil of the district has been classified into the red ferruginous soil and black soil. These two classes can be sub divided into clay, loam sand with finer distinctions. They range from poor to fertile. Red soils occupy 53% of the cultivated area and are mostly situated in L. R. Palli, Rayachoty, Rajampet, Pulivendla and Kodur Mandals. These soils have a low nutrient status. Black soils covered nearly 47% of the cultivated area and are generally associated with clay content located in Muddanur, Jammalamadugu, Proddatur, Mydukur, Pulivendla and Kamalapuram Mandals.

The district is honored with a progression of beautiful valleys through which holy streams like Pinakini (Pennar), Papaghami, Chitravathi, Mandavya, Cheyyeru cut over the area. The waterway Pennar is the essential stream flows through the district. The Seshachalam slopes goes through this area and is at last ends with the Holy sanctum of Tirumala in the Chittoor District region.

The forests of the region are of a dry deciduous sort. It's most essential species is the well-known *Pterocarpus santalinus* or red sanders. Since this is the main area of the nation in which this species happens, a

positive preservation to expand them has been developed. These forests fall under three zones savvy those of Teral or Fuel Forests up to a rise of hundred feet, Hill Forests or Red Sanders lying between the height of 800 and 2000 feet and Shorea Eugenia possessing rises over 2000 feet.

Methodology: [1-11]

Several field visits had been coordinated to tribal villages and provincial regions like; Badvel, Balapalli, Chitvel, Guvvala cheruvu, Kukkaladhoddi, Lankamalai, Mamandur, Palakonda hills, Pulivendula, Rajampeta Rayachoti and Settipalli in Kadapa district (Figure 3). The dominated tribal populations in these areas are Yanadhis (Figure 5) followed by Chenchus (Figure 4), Yerukulas, Nakkalas, and Sugalis. The data was collected through surveys, interaction with the individual tribes. The questionnaire enabled the responses on the plant, restorative uses of its part, the method of preparation (i.e., decoction, paste, powder and juice), mode of the administration, dosage, form of usage (either crisp or dried) and whether the plants utilized either independently or in the blend of different plants. The plants were systematically identified by comparing with the assistance of related flora like "The Flora of Presidency of Madras" by Gamble (1936) and other related works.



Figure 1 Andhra Pradesh Map

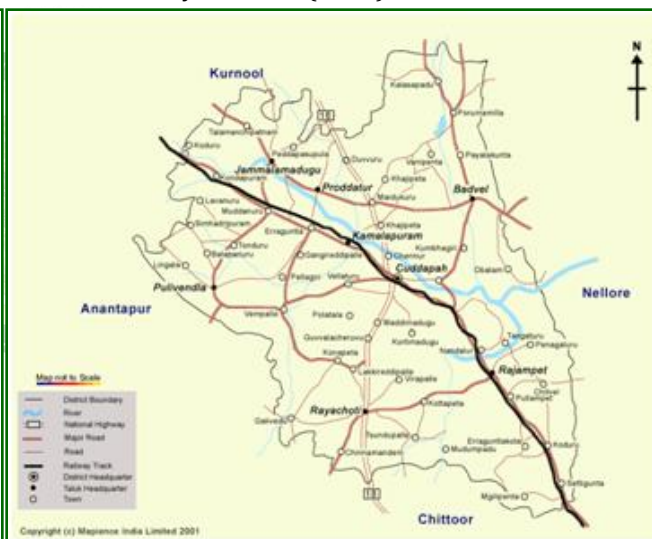


Figure 2 Kadapa District map



Figure 3 Map of areas surveyed in Kadapa district

Results

The present investigation disclosed seventy-four (74) contemporary folk claims involving twenty-seven (27) taxa of twenty-six (26) genera belonging to Fourteen (14) families of angiosperms. Tribal and rural people of the studied areas have been employing all these plant materials in the form of ash, boiled, crude, curry, decoction, fried, powdered, infusion, juice, liniment, oil obtained by heating, paste, pickle and powder; for treating different ailments like; anorexia, bilious affections, piles, burning sensation in the stomach, cold and cough, dandruff, dental diseases, diarrhoea, dyspepsia, redness of eye, facial paralysis, fever, fissures, cracks, flatulence, haemorrhage, hair loss, indigestion, intestinal ulcers, loss of libido, migraine, pains, swellings, paralysis, impotency, skin diseases, urinary disorders, vitiligo and worm infestation.

Enumeration: All the plants are arranged as per the APG IV classification.¹



Figure 4 * Author with Chenchu tribe



Figure 5 * Author in the field with Yanadi tribes

Enumeration: All the plants are arranged as per the APG IV classification¹.

MENISPERMACEAE

1. *Cissampelos pareira* L. (Twining herbs) (**PU:** Root and leaf)

Habitat: Occasional on hedges and thickets; Balapalli (KDP); CR 70

Fl. & Frt.: Most part of the year.

VN: Adavibanka teega, Visha boddhi

Uses: 1. An infusion of the root is given in worm infestation (Y).

2. Shad dried root is made into a fine powder and a teaspoonful is given daily at bedtime as an aphrodisiac (F).

3. The root is made into a decoction and is given (10ml) twice day for 2days to cure Fever (C).

CLEOMACEAE

2. *Cleome gynandra* L. (Herbs) (**PU:** Leaf and seed)

Habitat: Grown as a weed of waste lands; Pulivendula (KDP); CR 41

Fl. & Frt.: Throughout the year

VN: Vominta, Vovinta, Manchivaminta, Tellavaminta, Etikura.

Uses: 1. Leaf paste is applied on the forehead to cure headache.

2. A decoction (30ml) of the seeds is given orally ones in a day for a week to expel intestinal worms (Y).

3. Leaves are coated with castor oil and kept on the stomach for flatulence (Ye).

4. Leaf juice is instilled in the ear as a popular folk remedy for paralysis (first aid) (C).

3. *Cleome viscosa* L. (Herbs) (**PU:** Leaf, seed and root)

Habitat: Very common weed; Guvvala cheruvu; (KDP); CR 64

Fl. & Frt.: Throughout the year

VN: Kukkavaminta, Nallavominta, Naivominta

Uses: 1. Leaves are used as a dish in the form of curry to expel intestinal worms (Y).

2. A decoction of the seeds is also used as an anthelmintic (F).

3. Root decoction is used as a wash for wounds (Y).

MALVACEAE

4. *Urena lobata* L. (Shrubs) (**PU:** Root, stem bark and leaves)

Habitat: Common in wastelands and waysides; Pulivendula (KDP); CR 197

Fl. & Frt.: Throughout the year

VN: Pedda benda. **EN:** Armania fibre, Congo jute.

Uses: 1. The root is made into a paste and applied on carious teeth (Y).

2. A paste of the stem bark is applied to heal wounds and burns (F).

3. A decoction (10-20 ml) of the leaves is administered in flatulence (Y).

5. *Eriolaena hookeriana* Wight & Arn. (Small trees) (**PU:** Root and fruit)

Habitat: Occasional on bare slopes of deciduous forests; Mamandur (KDP); CR 141;

Fl. : April – June. **Frt. :** September – January

VN: Botta, Gurrapu thada, Nara botaka.

Uses: 1. Root powder mixed with lemon juice is applied on the scalp and head bath is taken after an hour; this is repeated until complete eradication of dandruff (Y, F).

2. Fruit decoction (10-20 ml) is administered from the first day of menses upto five days for temporary birth control for one month (Y, N).

6. *Triumfetta rhomboidea* Jacq. (Subshrubs) (PU: Root and leaf)

Habitat: Common; Rajampeta (KDP); CR 154

Fl.: September- November. **Fr.:** Throughout the year

VN: Nelagurugudu, Nelagolimidi, Golimidi

Uses: 1. The root powder (5gms.) is given daily at bed time with milk as an aphrodisiac (F).

2. A decoction (50 ml) of the root is administered three times a day to cure diarrhea (Y).

3. The decoction is also given in intestinal ulcers (Y).

4. The leaf paste is applied on white patches of the skin (Ye).

MELIACEAE

7. *Walsura trifoliolata* (A.Juss.) Harms (Evergreen trees) (PU: Bark and wood)

Habitat: Occasional in moist deciduous forests; Kukkaladhoddi-Tumburuteertham (KDP) CR 68

Fl.: March – April; **Fr.:** June – August

VN: Valudu, Erra valudu, Valusura, Valavadi

Uses: 1. Oil obtained by heating the yellowish wood is used as an external application for itches (Y).

2. The bark decoction (10-20 ml) is given orally twice a day as an expectorant (Ye).

3. A paste of the bark is applied to wounds and itches (N).

FABACEAE

8. *Abrus precatorius* L. (Climbing shrubs) (PU: Root and leaf)

Habitat: Common in scrub jungles; Kukkaladoddi (KDP); CR 76.

Fl. & Fr.: August – December.

VN: Guravinda, Atimadhuram

Uses: 1. A paste of the root is applied topically on the forehead to cure migraine (C, Y).

2. Leaf paste, boiled in coconut oil, is applied to the head as a hair tonic (Y, F).

3. One or two drops of leaf juice are poured into eye to cure eye redness (Y).

9. *Dalbergia lanceolaria* L.f. (Deciduous trees) (PU: Seed oil and stem bark)

Habitat: Occasional in deciduous forests; Palakonda hills (KDP); CR 79

Fl.: July- August. **Fr.:** September- February.

VN: Pachari, Erra pachari, Yerrari

Uses: 1. The oil obtained from the seeds is applied daily for forty days to cure rheumatic pains (Y, C).

2. A decoction of the stem bark is used in dyspepsia (Y).

3. A paste of the bark is applied to wounds and itches (N).

10. *Desmodium triflorum* (L.) DC. (Prostrate herbs) (PU: Root and leaf)

Habitat: Common in bare slopes and foothills; Palakonda hills (KDP); CR 91

Fl.: December – February; **Pod:** Throughout the year

Uses: 1. Root paste is applied on the skin for a week to cure white patches (F).

2. Leaf paste is applied on the boils and bandaged (Y).

3. Ash obtained from the dried leaves is mixed with gingelly oil and applied topically to cure eczema (Ye).

11. *Pterocarpus santalinus* L.f. (Large deciduous trees) (PU: Wood and gum)

Habitat: Rare; rocky grounds on the hills of Seshachalam catchments; Guvvala cheruvu (KDP); CR 76

Fl.: April-June. **Fr.:** Pods forming rapidly, but donot ripen till next February- March (Following year).

VN: Erra chandanam, Raktachandanam, Erregi, Bommakoyyi

Uses: 1. A paste of the wood is used in bilious affections and skin diseases (Y).

2. The gum obtained from the wood is used as an external application on sores (Y, F).

3. A decoction (30 ml) of the heart wood is given daily to control diabetes (F).

12. *Tephrosia tinctoria* Perr. (Undershrubs) (PU: Root)

Habitat: Common, Rayachoti RF (KDP); CR 67

Fl.: October-December. **Pod:** November-February.

VN: Erra vempali

Uses: 1. A fine paste of the root is applied externally to the itches and other skin eruptions (Y, C).

2. Root decoction (10-20 ml) is administered daily for urinary disorders (Y).

MOLLUGINACEAE

13. *Mollugo pentaphylla* L. (Herbs) (P.U: Whole plant)

Habitat: Common in arable lands, bare slopes and foot hills; Rajampeta (KDP); CR 385.

Fl. & Fr.: Throughout the year

VN: Chatrasi, Pichichatraku

Uses: 1. The whole plant paste is used as an external application to heal wounds, sores and burns (Y, F).

2. A decoction of the whole plant is used as a wash for eczema and scabies (F, Y).

RUBIACEAE

14. *Benkara malabarica* (Lam.) Tirveng. (Armed shrubs) (PU: Root bark and leaf)

Habitat: Common in scrub jungles to lower slopes Chitvel RF (KDP); CR 430.

Fl.: March – June; **Fr.:** June – December

Uses: 1. The root bark is ground into paste with butter milk and applied to cure boils (Y,F).

2. Leaves warmed by applying castor oil are bandaged on the affected part to relief from joint pains (Y,C).

APOCYNACEAE

15. *Holarrhena pubescens* Wall. ex G.Don (Small trees) (PU: Bark and Flowers)

Habitat: Common in dry deciduous and hillside forests Mamandur (KDP); CR 282

Fl.: March – July **Fr.:** Throughout the year

VN: Kolamukhi, Kodisipala, Kolamushti

Uses: 1. The fresh juice (10-20 ml) of the bark is administered orally for two times to control diarrhoea and dysentery (Y, C, F).

2. Bark decoction (10 ml) with ginger is given in case of bleeding piles (Y, N).

3. Flowers are fried and made into a fine powder and then a tea spoonful is taken daily once at a bed time for a week to improve appetite (Y, C, N).

16. *Wrightia arborea* (Dennst.) Mabb. (Deciduous trees) (PU: Bark, latex and leaf)

Habitat: Occasional in deciduous forests, Balapalli RF (KDP); CR 71

Fl.: April – June, **Fr.:** Throughout the year

VN: Adavipala, Tella pala, Palabariki, Tedla pala, Adavi ankudu, Joola pala.

Uses: 1. The bark powder (5-10 gms.) is used twice a day for three days to cure fever (C).

2. The latex of the plant is applied to heal cuts and stop haemorrhage (N, Y).

3. The fresh leaves are chewed to relieve toothache (F, N).

4. The tender fruits are edible and eaten to expel worms (S).

17. *Dregea volubilis* (L.f.) Benth. ex Hook.f. (Climbing shrubs) (PU: Leaf)

Habitat: Common in scrub jungles and waste lands; Guvvala cheruvu (KDP) CR 65

Fl.: With two peaks from April – May and July – November

Fr.: Throughout the year.

VN: Kalisaku, Palagurija, Dudipala, Kurima teega, Kodipala teega

Uses: 1. Leaf juice is applied externally to heal boils (Y).

2. A liniment prepared from the leaf juice by mixing lime is applied externally on the swellings (Y,C).

3. The leaves are chewed with pepper on empty stomach daily to relieve joint pains (F,S).

BORAGINACEAE

18. *Ehretia laevis* Roxb. (Small trees) (PU: Stem bark and fruit)

Habitat: Occasional in dry deciduous forests; Lankamalai RF (KDP); CR 490

Fl.: August – October **Fr.:** December – February

VN: Poka, Chinna pikki.

Uses: 1. The stem bark powder (tea spoonful) is given daily once for three days to relief from ulcers in the stomach (F).

2. The unripe fruit is used as a pickle for indigestion (Y).

CONVOLVULACEAE

19. *Argyreia pilosa* Wight & Arn. (Vines) (PU: Root and leaf)

Habitat: Occasional on thickets; Mamandur (KDP); CR 448

Fl.: June – August; **Fr.:** September – November

Uses: 1. The root extract is applied to heal wounds (Y).

2. The roots are chopped into small pieces and boiled in gingelly oil; honey bee is added as base

to this and applied to the fissures in the feet (F,Ye).

3. The leaf paste is fried in gingelly oil and the warm paste is applied on the sprained part (Y).

20. *Ipomoea pes-caprae* (L.) R. Br. (Trailing herbs) (PU: Whole plant)

Habitat: Occasional, moist areas Badvel (KDP); CR 153

Fl.: November- February **Fr.:** January onwards

VN: Chevulapilli teega, Balabandhi teega

Uses: 1. The aerial parts of the plant are pounded and poultice is applied on inflammatory affections (Y).

2. A decoction of the leaves is used as a wash to heal wounds (N).

21. *Merremia tridentata* (L.) Hallier f. (Prostrate herbs) (PU: Root)

Habitat: Common in wastelands and on the floor of scrub jungles; Chitvel (KDP); CR 158

Fl. & Fr.: December- March.

VN: Sunchumutti seethamma savaram, Mudu dhantlaku, Surapu teega

Uses: 1. A decoction of the root is used as a wash for piles and also given internally for urinary disorders (Y).

2. A paste of the root is applied once in the morning for forty days to facial paralysis (Y).

3. The roots are cut into small pieces and boiled in gingelly oil and applied as a gentle massage on the affected part to give relief from rheumatic pains (F, N).

LAMIACEAE

22. *Gmelina asiatica* L. (Shrubs) (PU: Fruit)

Habitat: Common in waste lands, scrub jungles and forest fringes; Settipalli (KDP); CR 440

Fl.: June – August **Fr.:** July – November

VN: Adavi gummadi, Challa gummudu

Uses: 1. Ripe fruit pulp is applied frequently to scalp and head bath is taken after one hour to eradicate dandruff (F,Y,C).

2. Fruit juice is mixed in coconut oil and boiled and used as hair tonic (Y).

3. Fruit juice, mixed with turmeric powder is boiled tepidly and applied to allay swellings (Ye).

23. *Vitex altissima* L.f. (Large trees) (PU: Leaf and stem bark)

Habitat: Moist deciduous forests especially found along streams; Mamandur (KDP); CR 145

Fl.: June – September **Fr.:** October – January

VN: Nemali adugu, Boosi, Mayura ponna

Uses: 1. Leaf paste is applied externally on swollen joints to allay pain (Y).

2. A decoction (50 ml) of the stem bark is given to expel intestinal worms (Y).

24. *Anisochilus carnosus* (L.f.) Wall. (Herbs) (PU: Leaf)

Habitat: Common on exposed slopes, especially in rocky crevices of moist places; Mamanadur (KDP); CR 147

Fl.: October-January. **Fr.:** December-February.

VN: Adusupundla mokka

- Uses:** 1. Leaf juice mixed with turmeric powder is applied to cure fissures and cracks in the toes and feet (F, Y, S).
2. Leaf juice is (5-10 ml) given in common cold and cough (Y).

SANTALACEAE

25. *Viscum cruciatum* Sieber ex Boiss. (Hemiparasitic shrubs) (**PU:** Stem)

Habitat: Common; Mamandur (KDP);CR 144

Fl.: August- October and February- March. **Fr.:** Throughout the year

VN: Kammi badanika, Aku badanika

- Uses:** 1. A paste of the plant is applied to heal cuts and wounds (F,C).
2. It is given in the form of decoction for cough and fevers (Y).

MORACEAE

26. *Ficus racemosa* L. (Deciduous trees) (**PU:** Twig, receptacles and fruit)

Habitat: Common along riverbanks, roadsides and near habitations; Mamandur (KDP); CR65

Fl. & Fr.: Throughout the year.

VN: Medi, Atti, Bodda

- Uses:** 1. Twigs are used as tooth brushes to become stronger teeth (F).
2. The receptacles are used as vegetable sag to improve appetite (Y).
3. Fruit powder is taken daily a table spoonful to relief burning sensation in the stomach (F,Ye).

HYPOXIDACEAE

27. *Curculigo orchoides* Gaertn. (Tuberous herbs) (**PU:** Tuber)

Habitat: Occasional on the slopes and deciduous forests, Mamandur (KDP);CR 146.

Fl. & Fr.: Throughout the year

- Uses:** 1. Tubers are powdered with turmeric and applied for itches and skin problems (Y, F).
2. The powder of the tuber is mixed in equal proportions with the root powder of *Asparagus racemosus* Willd, and is taken with milk to improve sexual potency in man (Y,F).
3. The tuber powder is mixed with cheese and is gently massage around the breast daily for half-an-hour to improve hard and large breast in women (Y,C).

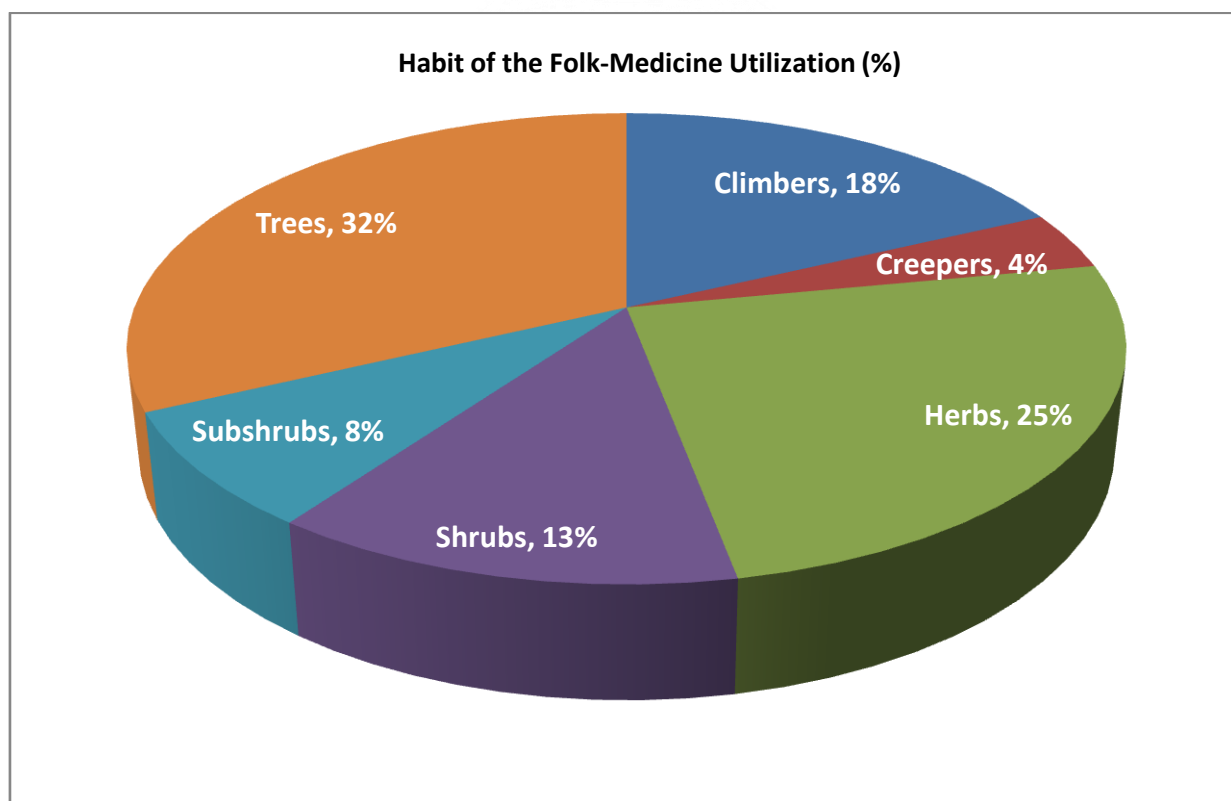


Figure 6

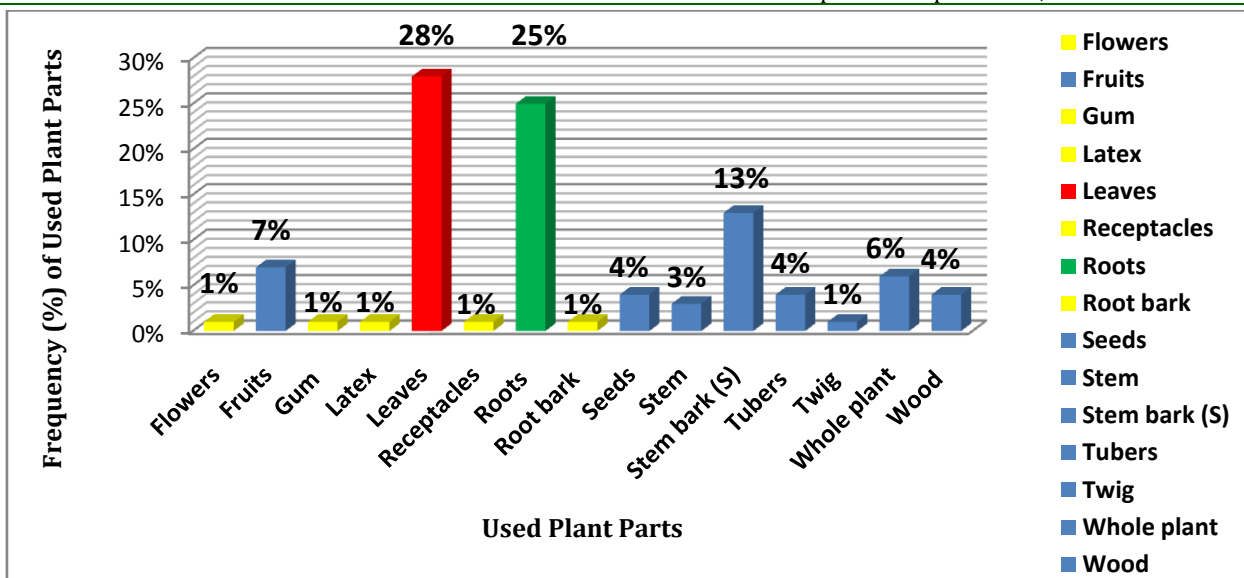


Figure 7

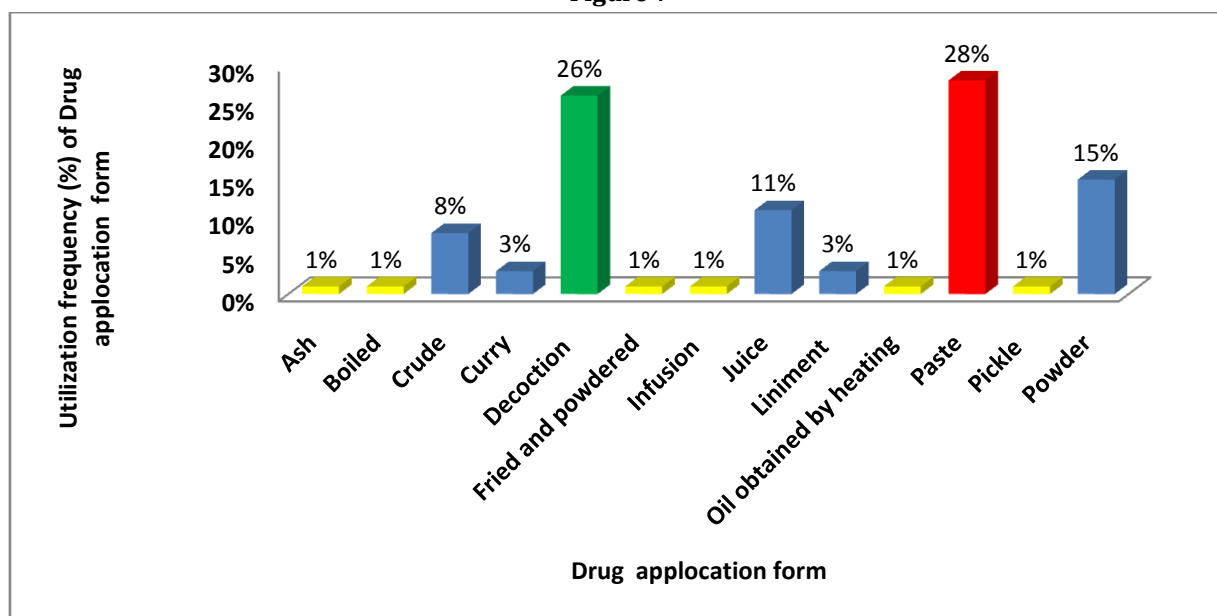


Figure 8

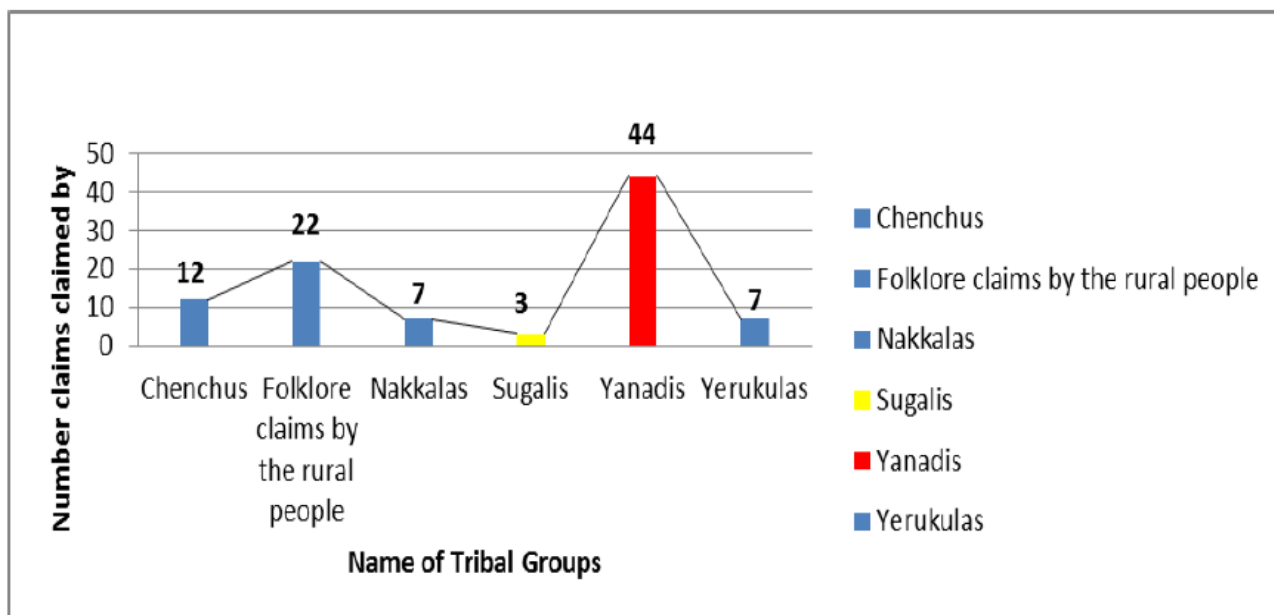


Figure 9

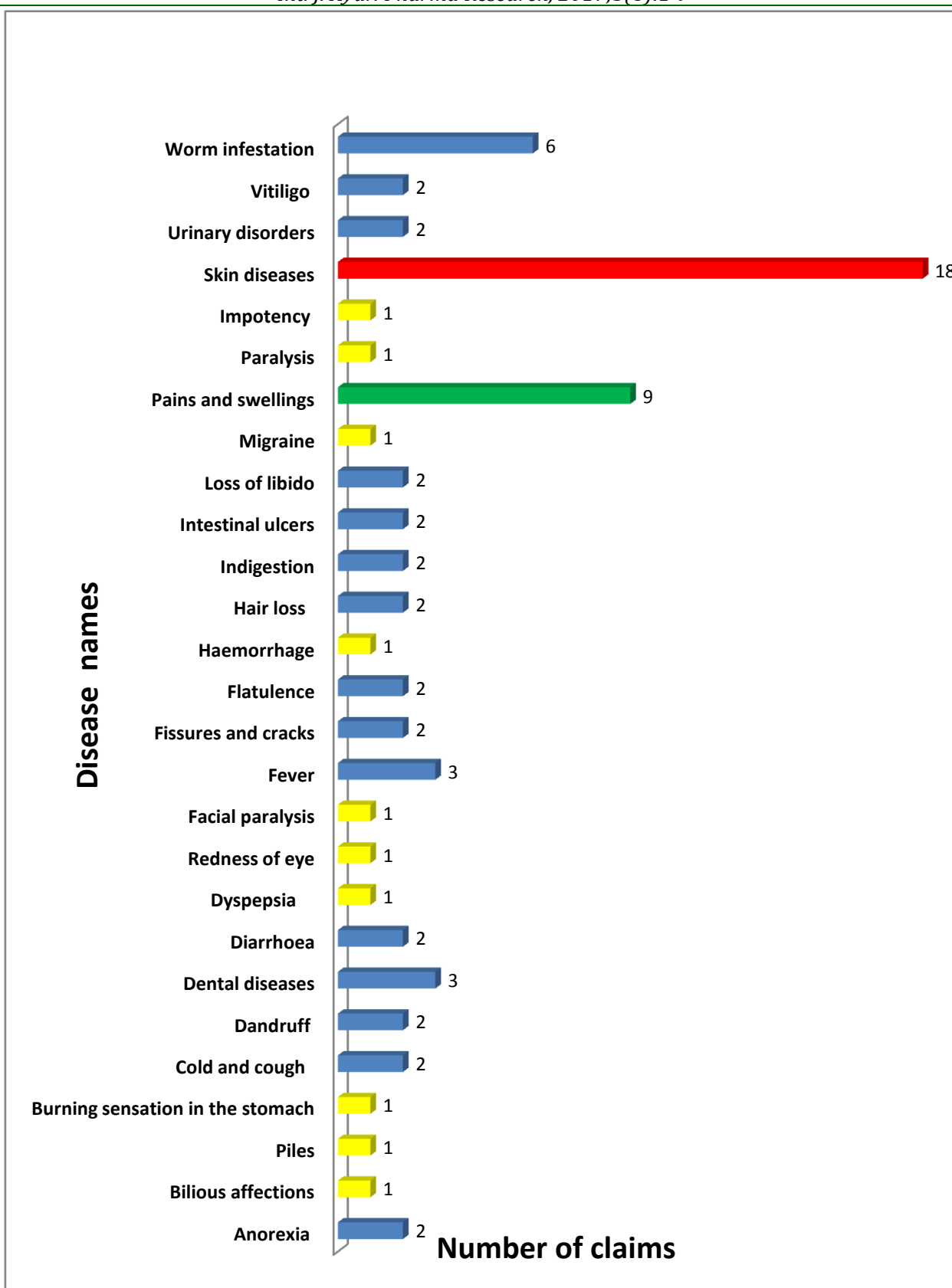


Figure 10

DISCUSSION

The main object of the present study is to document the ethnobotanical data from the tribal and rural people of Kadapa district. The study exposed seventy-four (74) contemporary folk claims on 27 disease conditions like; anorexia, bilious affections, piles, burning

sensation in the stomach, cold and cough, dandruff, dental diseases, diarrhoea, dyspepsia, redness of eye, facial paralysis, fever, fissures and cracks, flatulence, haemorrhage, hair loss, indigestion, intestinal ulcers, loss of libido, migraine, pains and swellings, paralysis,

impotence, skin diseases, urinary disorders, vitiligo and worm infestation by involving twenty-seven (27) taxa of twenty-six (26) genera belonging to Fourteen (14) families of angiosperms. About 95 members were interviewed during the survey in them the greater number of claims were recorded from Yanadis (about 44 persons) followed by chenchus (about 12 persons), Nakkalas (about 7 persons), Yerukulas (about 7 persons), Sugalis (about 3 persons) and from rural people (about 22 persons) (Figure 9). The majority of the claims are recorded on skin diseases (18) like; boils, eczema, scabies and wounds followed by pains and swellings (9), worm infestation (6), dental diseases (3) etc. (Figure 10). By taking the object as habit of plant species the tribal and rural people of the studied area are largely dependent on tree species (32%) for the treatment of majority of diseases and followed by herbs (25%), climbers (18%), shrubs (13%), sub shrubs (8%) and creepers (4%) (Figure 6). The most frequently utilized plant parts were leaves (28%) followed by roots (25%), stem bark (13%), fruits (7%), whole plant (6%), tubers (4%), seeds (4%), wood (4%), stem (3%), flowers (1%), gum (1%), latex (1%), receptacles (1%), root bark (1%) and twigs (1%) (Figure 7). All the plant materials have been utilized significantly as paste (28%), decoction (26%), powder (15%), juice (11%), crude (8%), ash (1%), boiled (1%), curry (3%), liniment (3%), fried and powdered (1%), infusion (1%), oil obtained by heating (1%) and pickle (1%) (Figure 8). As per the data analysis on drug administration, most of the drugs are applied externally, about 58%, particularly for skin diseases followed by pains and swellings; oral administration is about 42%.

Abbreviations

Fl.: Flowering; **Fr.:** Fruiting; **KDP:** Kadapa; **PU:** Parts used; **VN:** Vernacular name; (C): Chenchus; (F): Folklore claims by the rural people; (N): Nakkalas; (S): Sugalis; (Y): Yanadis; (Y): Yerukulas.

CONCLUSION

It can be concluded that the majorities of these preparations in those particular indications are first reports in Kadapa district and may enrich the available ancient traditional as well as contemporary sciences. These species should be studied further to evaluate the efficacy and to prove scientifically in international standards for the benefit of the common person and show the role of Ethnobotanical studies in global medicine.

There is an urgent need to undertake these types of studies because the tribes are rapidly being assimilated

into modern societies and the treasure of knowledge is fast disappearing.

REFERENCES

1. An update of the Angiosperm Phylogeny Group classification for the orders and families of flowering plants: APG IV. Botanical Journal of the Linnean Society, 2016, p1-20.
2. Gamble J.S. Flora of the Presidency of Madras. Vol. 1-3. Authority of the Secretary of State for India in council, Dehra Dun: India; 1936.
3. Jain S K. Dictionary of Indian folk medicine and Ethnobotany. Deep publication, New Delhi; 1991.
4. Jain S K. Plants in Indian Ethno-veterinary medicine: Status and Prospects. Indian Journal of Veterinary Medicine. 2000; 20: 1-11.
5. Neelima, M, Prasad G P, Sudarsanam G, Penchala Pratap G, Jyothi B. Ethnobotanical studies in Rapur forest division of Nellore district in Andhra Pradesh. Life Sciences Leaf Lets 2011; (11): 333-345.
6. Penchala Pratap G, Prasad G P, Sudarsanam G. Ethno medical studies in Talakona forest range of Chittoor district, A.P. Ancient Science of Life 2009; 28 (3):42-49.
7. Penchala Pratap G, Prasad G P, Sudarsanam G. Ethno-medical studies in Kailasagirikona forest range of Chittoor district, Andhra Pradesh. Ancient Science of Life. 2009; 29 (2): 40-45.
8. Penchala Pratap G, Sudarsanam G, Jyothi B, Prasad, G P. Ethnic practices on Urinary Disorders and Jaundice from the Tribes of Nellore District Andhra Pradesh, India, Ethnobotanical Leaflets 2010; 14: 976-85.
9. Penchala Pratap G, Sudarsanam, G, Reshmi Pushpan, Prasad G P. Herbal remedies for Snakebites in Ethnic practices of Chittoor District, Andhra Pradesh, Ancient Science of Life 2010; 29 (4) : 13-16.
10. Sekhar J, Penchala Pratap G, Sudarsanam G, Prasad G P. Ethnic Information on Treatments for Snake Bites in Kadapa District of Andhra Pradesh. Life Sciences Leaflets 2011; (12): 368 - 375.
11. Sudarsanam G, Penchala Pratap G, Ramesh C, Mohd Kashif Husain, Munawwar Hussain Kazmi, Prasad G P. Ethno-veterinary herbal claims collected from tribal and rural people of Rapur mandal of Nellore district, Andhra Pradesh. International journal of research in Ayurveda and Pharmacy. 2017; 8 (Suppl 3) 211-216.

Cite this article as:

C. Ramesh, Goli Penchala Pratap, V. Nagaraju, G. Sudarsanam. Ethno-Botanical Claims Collected from Tribal and Rural People of Kadapa District, Andhra Pradesh. International Journal of Ayurveda and Pharma Research. 2017;5(8):1-9.

Source of support: Nil, Conflict of interest: None Declared

*Address for correspondence

C. Ramesh

Department of Botany, Sri Venkateswara Arts College (TTD), Tirupati, Andhra Pradesh, India.
Email: chatnaramesh7@gmail.com
Phone No: 9866315856

Disclaimer: IJAPR is solely owned by Mahadev Publications - A non-profit publications, dedicated to publish quality research, while every effort has been taken to verify the accuracy of the content published in our Journal. IJAPR cannot accept any responsibility or liability for the articles content which are published. The views expressed in articles by our contributing authors are not necessarily those of IJAPR editor or editorial board members.