

## Effect of Nano $\text{Cr}_2\text{O}_3$ in HTPB/AP/Al Based Composite Propellant Formulations

Dhirendra Kshirsagar, Ramesh Kurva, Kashinath Dhabbe, Lalita Jawale, Sudhir, Vrushali Khire, and Mehilal\*

High Energy Materials Research Laboratory, Pune- 411 021, India

\*E-mail: [drmehilal@yahoo.co.in](mailto:drmehilal@yahoo.co.in)

### ABSTRACT

Different compositions have been prepared by incorporating nano sized chromium oxide from 0.25 % to 1 % in HTPB/AP/Al based composite propellant formulation having 86% of solid loading and studied its effect on viscosity build-up, thermal, mechanical and ballistic properties. The findings reveal that on increasing the percentage of nano  $\text{Cr}_2\text{O}_3$  in the composition, there is an increase in end of mix viscosity, elastic modulus and tensile strength while elongation decreases accordingly. The data on thermal properties envisage the reduction in thermal decomposition temperature of ammonium perchlorate as well as formulations based on HTPB/AP/Al. The data on ballistic properties reveal that there is an enhancement in burning rate from 6.11 mm/s to 7.88 mm/s at 6.86 MPa, however, marginal increase in pressure exponent ('n' values) from 0.35 to 0.53 with 1 wt % of nano  $\text{Cr}_2\text{O}_3$  was observed in comparison to reference composition without chromium oxide.

**Keywords:** Composite propellant, nano chromium oxide, pressure exponent, burning rate

### NOMENCLATURE

AP	Ammonium perchlorate
HTPB	Hydroxyl terminated polybutadiene
HRTEM	High resolution transmission electron microscopy
SEM	Scanning electron microscopy
DSC	Differential scanning calorimeter
n	Pressure exponent

### 1. INTRODUCTION

Composite solid propellant is composed of an elastomeric polymeric binder, in which solid particles, such as oxidiser, fuel, and additives are incorporated. Rockets and missiles propelled by composite propellant basically contains an oxidiser mainly ammonium perchlorate (AP), a binder such as hydroxyl terminated polybutadiene (HTPB) and a metallic fuel like aluminium powder along with certain process aids as well as ballistic modifiers<sup>1</sup>. The burning rate of composite propellant is considered to be one of the most important properties governing the ballistic performance of solid rocket motors which in turn depends mostly on particle characteristics of oxidizers, burning rate of the catalysts and metallic fuel<sup>2</sup>. To achieve the desired burning rate of composite propellant formulations, the amount of oxidiser, particle size of oxidiser and burning rate modifiers are added as variables. Ammonium perchlorate is used as an oxidiser in composite propellant formulation as the major ingredient<sup>3</sup> in different size fractions to enhance the burning rate. However, fine and superfine particle fractions of AP increases the burning rate concurrently, also viscosity of propellant slurry, thus, casting of slurry becomes difficult<sup>4</sup>.

Therefore, to cope with such problems, burning rate modifiers are preferred. The burning rate modifiers are transition metal oxides (TMOs) or their complexes. The burning rate modifiers are added in small quantities affect the burning rate by lowering the thermal decomposition temperature of AP and binder<sup>5</sup>. The effect of transition metal oxides on thermal decomposition of ammonium perchlorate was studied and reviewed by various workers<sup>5,6</sup>. Rastogi<sup>7</sup>, *et al.* has studied the combustion behaviour of polystyrene-ammonium perchlorate composite solid propellants using  $(\text{NH}_4)_2\text{Cr}_2\text{O}_7$ ,  $\text{Cr}_2(\text{CO}_3)_3$ ,  $\text{Cr}_2\text{O}_3$ , CuO, and  $\text{CuHCO}_3$ , found that the rate of decomposition of  $\text{NH}_4\text{ClO}_4$ , polymer and propellant composition degradation were enhanced. Yim<sup>8</sup>, *et al.* has studied the effect of  $\text{Cr}_2\text{O}_3$  along with  $\text{Fe}_2\text{O}_3$  in non-aluminised  $\text{NH}_4\text{ClO}_4$ -HTPB based propellant and found that  $\text{Cr}_2\text{O}_3$  is a better burning rate modifier to achieve higher burning rate with low pressure exponent value compared to  $\text{Fe}_2\text{O}_3$ . However, in aluminised composition, the burning rate efficacy for the above burning rate modifier and pressure exponent decreases with increasing aluminium content. Carvalheira<sup>9</sup>, *et al.* has investigated the effect of  $\text{Fe}_2\text{O}_3$  and  $\text{Cr}_2\text{O}_3$  as burning rate modifiers in non- aluminised Phase Stabilised Ammonium Nitrate /HTPB composite propellant. They observed that  $\text{Cr}_2\text{O}_3$  significantly increases both the burning rate and pressure exponent value. Carvalheira<sup>10</sup>, *et al.* also studied  $\text{Fe}_2\text{O}_3$  and  $\text{Cr}_2\text{O}_3$  as burning rate modifiers in simple ammonium nitrate-hydroxyl terminated polybutadiene-IPDI propellant formulation for gas generators and found that  $\text{Cr}_2\text{O}_3$  is a effective in increasing the burning rate while reduces it pressure exponent value.

Further, there is a great interest in application of

Received 16 September 2015, revised 03 March 2016, online published 22 March 2016

nanometer-sized metal oxides as burning rate modifiers in a solid propellant formulation. Consequently, Singh<sup>11</sup>, *et al.* has studied the effect of nanometer form of chromium oxide on thermal decomposition of ammonium perchlorate and found that nano-chromium oxide is effective in reduction of thermal decomposition temperature.

Due to advantages of reduction in thermal decomposition temperature of ammonium perchlorate on incorporation of nano  $\text{Cr}_2\text{O}_3$ , an exhaustive literature survey was carried out to find out its application in composite propellant formulation based on HTPB/AP/Al. However, literature search reveals that a detailed study has not been carried out using nano-  $\text{Cr}_2\text{O}_3$  in composite propellant formulations. Therefore, a systematic study has been carried out by incorporating nano-  $\text{Cr}_2\text{O}_3$  in composite propellant formulation having 86 per cent solid loading.

## 2. EXPERIMENTAL

### 2.1 Materials

Both nano and micron sized chromium oxides, AR grade, were purchased from Sigma-Aldrich. Ammonium perchlorate, procured from M/s Pandian Chemicals Ltd., Cuddalore was used in bimodal distribution having average particle sizes 300  $\mu\text{m}$  and 50  $\mu\text{m}$  in the ratio of 3.5:1, respectively. Hydroxyl terminated polybutadiene manufactured by free radical solution polymerisation, having average molecular weight ( $\bar{M}_n$ ) of 2560 g/mol with hydroxyl number of 43 mg KOH/g, was procured from M/s Anabond Ltd, Chennai. Aluminium powder having average particle size  $15 \pm 3 \mu\text{m}$ , was procured from M/s The Metal Powder Company, Madurai (India) and used as such. Dioctyl adipate (DOA), toluene diisocyanate (TDI), N-phenyl-2-naphthylamine (Nonox-D), trimethylolpropane (TMP) and 1, 4-butanediol (n-BD) were also procured from trade and used as such.

### 2.2 Characterisation

The particle size of nano-  $\text{Cr}_2\text{O}_3$  was determined by NANOPHOX particle size analyzer (NX0084), Germany, based on dynamic light scattering technique in an aqueous medium after sonicating for 5 min. The particle size of micron sized  $\text{Cr}_2\text{O}_3$  was determined by laser based particle size analyser CILAS, model 1064L, France, in an aqueous medium. The crystal phase and crystallite size of nano sized  $\text{Cr}_2\text{O}_3$  was determined by Phillips PANalytical X'pert pro powder X-ray diffractometer using  $\text{Cu-K}_\alpha$  radiation in the range  $20^\circ$  to  $90^\circ$ . The purity of nano-  $\text{Cr}_2\text{O}_3$  was determined by Inductively Coupled Plasma-Atomic Emission Spectroscopy (ICP-AES) Model: JY Ultima – 2000, France. The particle size of nano-  $\text{Cr}_2\text{O}_3$  was determined on high resolution transmission electron microscopy (HRTEM) of FEI Technai TF 30 with FEG having resolution of 0.14 nm. The specific surface area (SSA) of nano-  $\text{Cr}_2\text{O}_3$ /micron-  $\text{Cr}_2\text{O}_3$  was determined by BET surface area analyser, Gemini VII 2390t, Micromeritics, USA, based on nitrogen adsorption technique after degassing the sample at  $250^\circ\text{C}$  for 6 h followed by determination of surface area at liquid nitrogen temperature (77 K).

The Brookfield dial type viscometer, model HBT was used for the measurement of end of mix viscosity of propellant slurry

by inserting a T-C spindle at a rotating speed of 2.5 rpm at a predetermined temperature. A thermal study on decomposition of ammonium perchlorate/propellant was carried out on a Perkin Elmer, Pyris DSC-7. The DSC experiments were carried out in ultra pure nitrogen atmosphere at a heating rate of  $10^\circ\text{C}/\text{min}$ . The mechanical properties like tensile strength, E-modulus and percentage elongation were determined on Hounsfield universal testing machine (UTM) using dumbbells conforming to ASTM-D-638 type IV at a cross head speed of 50 mm/min at ambient temperature. The calorimetric value and density of propellant formulations were determined by parr isoperibol bomb calorimeter 6200 and helium gas pycnometer, respectively.

The burning rate of cured propellant samples was determined by acoustic emission technique in an inert environment ( $\text{N}_2$ ) at 5.88 MPa, 6.86 MPa, 7.84 MPa using a 750 cc stainless steel bomb. The bomb was equipped with a piezoelectric transducer and a lid with a panel for holding the propellant strands. An acoustic signal was generated by rapid release accompanying the propellant combustion.

The propellant samples were cut in the form of strands having dimensions of 150 mm  $\times$  6 mm  $\times$  6 mm and ignited from one end using nichrome wire. When the propellant strand burned, an acoustic pulse was generated and measured using an oscilloscope. The burning rate of the propellant strand was calculated by dividing the length of the strand by the duration of acoustic pulse. An error in the measured burning rate in the range of  $\pm 0.2$  mm/s may be due to a dimensional variation of propellant strand and length measurement error.

### 2.3 Incorporation of Nano and Micron Sized $\text{Cr}_2\text{O}_3$ in Composite Propellant Formulation

To a vertical planetary mixer (15 litre), 504 g of prepolymer resin, i.e., hydroxyl terminated polybutadiene (HTPB), 150 g of dioctyl adipate (DOA) as a plasticizer along with 5 g of antioxidant, i.e., 2-phenyl naphthylamine (Nonox-D) and 6 g of bonding agent (a mixture of 1,1,1-trimethylol propane and 1,4-butanediol) except curative were charged and the whole mixture was mixed well for half an hour followed by mixing under vacuum for another half an hour to drive out entrapped air. After this, 25 g of nano-  $\text{Cr}_2\text{O}_3$  /micron-  $\text{Cr}_2\text{O}_3$  was added and mixed thoroughly for 10 min. Further, 900 g of Al powder ( $\sim 15 \mu\text{m}$ ) was added to the mix. After complete addition of Al, it was again mixed for another 20 min. After this, 3375 g of ammonium perchlorate (bimodal having particle sizes 300  $\mu\text{m}$  and 50  $\mu\text{m}$ ) was added and mixed in such way that homogenous mixing could take place. The overall mixing temperature was maintained at  $40 \pm 2^\circ\text{C}$ . After addition of complete solid ingredients, the mixing of composition was further carried out under vacuum for half an hour. At this stage, 35.0 g of toluene di-isocyanate (TDI) was added and mixed for another 40 min. The composition was cast into 100 mm inner diameter (ID) mould by vacuum casting technique and cured at  $50^\circ\text{C}$  for 5 days<sup>12</sup>.

The percentage of nano-  $\text{Cr}_2\text{O}_3$  /micron-  $\text{Cr}_2\text{O}_3$  used for this study was varied from 0.25% to 1.0% in place of coarse ammonium perchlorate.

### 3. RESULTS AND DISCUSSION

Initially both nano and micron sized  $\text{Cr}_2\text{O}_3$  were fully characterised and studied for the catalytic effect on AP followed by their evaluation in composite propellant formulations.

#### 3.1 Characterisation of Nano and Micron Sized Chromium Oxide

##### 3.1.1 Determination of Particle Size by NANOPHOX

The particle size of nano- $\text{Cr}_2\text{O}_3$  by NANOPHOX particle size analyser reveals that surface mean diameter of the product was found to be 41 nm whereas distribution of nano particle varies from 29 nm to 60 nm (Fig. 1). The particle size of micron sized  $\text{Cr}_2\text{O}_3$  is found to be 1.13 micrometer. Although the data obtained from NANOPHOX are qualitative in nature, it provides a reasonable evaluation of the size distribution.

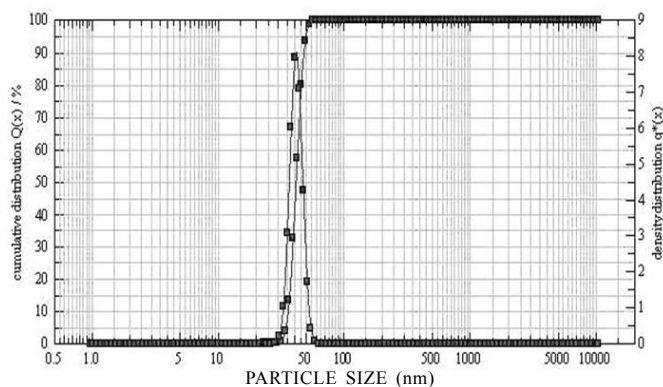


Figure 1. Particle size distribution of nano-  $\text{Cr}_2\text{O}_3$ .

##### 3.1.2 Determination of Specific Surface Area by BET Surface Area Analyser

Specific surface area of nano-  $\text{Cr}_2\text{O}_3$  and micron-  $\text{Cr}_2\text{O}_3$  using BET surface area analyser at liquid nitrogen temperature reveal that specific surface area of nano-  $\text{Cr}_2\text{O}_3$  is  $15.41 \text{ m}^2/\text{g}$  whereas specific surface area of micron-  $\text{Cr}_2\text{O}_3$  is  $2.86 \text{ m}^2/\text{g}$ . It is clear from above data that the nano  $\text{Cr}_2\text{O}_3$  is finer than the micron  $\text{Cr}_2\text{O}_3$ , therefore, better catalysing effect envisaged.

##### 3.1.3 Powder X-ray Diffraction

The nano-  $\text{Cr}_2\text{O}_3$  /micron-  $\text{Cr}_2\text{O}_3$  was characterised for its crystallite size using powder XRD technique and the obtained XRD patterns are presented in Figs. 2 and 3, respectively. It is clear from the XRD patterns that nano-  $\text{Cr}_2\text{O}_3$  /micron-  $\text{Cr}_2\text{O}_3$  is crystalline in nature. The XRD patterns have clear six distinguishable peaks which correspond at  $2\theta$  value of 24.77, 33.80, 36.28, 41.54, 50.26, 54.86, 63.58 and 65.38, respectively, are due to nano-  $\text{Cr}_2\text{O}_3$  /micron-  $\text{Cr}_2\text{O}_3$  phase which is in agreement with the standard data file (JCPDS Card No 38-1479)<sup>13</sup>. The Fig. 2 also clearly reveals the broadened peaks at base in case of nano  $\text{Cr}_2\text{O}_3$  confirming the smaller crystallite size.

##### 3.1.4 Determination of Purity

The purity of nano-  $\text{Cr}_2\text{O}_3$  /micron-  $\text{Cr}_2\text{O}_3$  was determined by Inductively Coupled Plasma-Atomic Emission Spectroscopy (ICP-AES) using high temperature argon plasma. The percentage of chromium content in nano and micron chromium

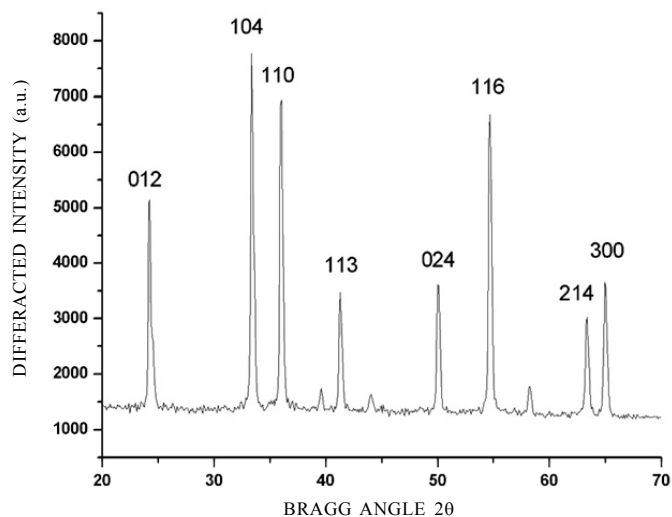


Figure 2. X-ray diffraction pattern of nano- $\text{Cr}_2\text{O}_3$ .

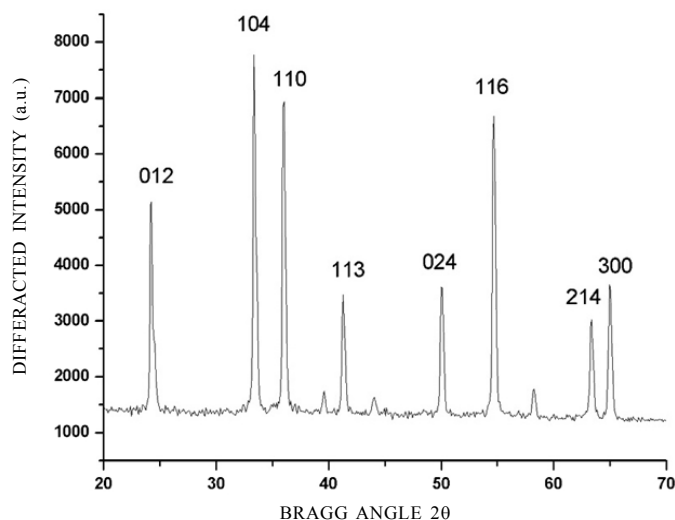


Figure 3. X-ray diffraction pattern of micron  $\text{Cr}_2\text{O}_3$ .

oxide was found to be 68.11 % and 68.09, respectively (68.42 % theoretical). Based on the chromium content, the purity of nano-  $\text{Cr}_2\text{O}_3$  /micron-  $\text{Cr}_2\text{O}_3$  was found to be greater than 99.5%.

##### 3.1.5 Determination of Particle Size and Surface Morphology

The particle size of nano-  $\text{Cr}_2\text{O}_3$  was determined by HRTEM and the image obtained is presented in Fig. 4. It is clear from Fig. 4 that particles of nano-  $\text{Cr}_2\text{O}_3$  are nearly spherical in nature and average particle size is in the range of 40 nm. In the same way, the surface morphology of micron sized chromium oxide was determined by SEM and presented in Fig. 5. It is clear from figure that the particles are spherical in nature.

### 3.2 Catalytic Effect of Nano and Micron Sized $\text{Cr}_2\text{O}_3$ on Ammonium Perchlorate

Prior to evaluation of ballistic properties in composite propellant formulations, the catalytic effect of nano-  $\text{Cr}_2\text{O}_3$  /




Figure 4. Image of nano-  $\text{Cr}_2\text{O}_3$  by high resolution transmission electron microscopy.




Figure 5. Image of micron  $\text{Cr}_2\text{O}_3$  by scanning electron microscopy.

micron-  $\text{Cr}_2\text{O}_3$  were studied for thermal decomposition of ammonium perchlorate by incorporating 0.25 to 1% with the help of DSC. The DSC samples were prepared by blending ammonium perchlorate and  $\text{Cr}_2\text{O}_3$  in a mortar using a pestle. The DSC thermograms obtained for nano  $\text{Cr}_2\text{O}_3$  and micron sized  $\text{Cr}_2\text{O}_3$  are presented in Figs. 6 and 7, respectively. The thermograms clearly indicate that on addition of nano- $\text{Cr}_2\text{O}_3$  /micron-  $\text{Cr}_2\text{O}_3$ , the thermal decomposition temperature of ammonium perchlorate decreases. The lowering of thermal decomposition temperature of ammonium perchlorate with nano-  $\text{Cr}_2\text{O}_3$  is found to be more effective up to 0.5% concentration. Thus, it is clear from Fig. 6 that the thermal decomposition temperature of AP without any ballistic modifier is 463°C whereas on addition of nano  $\text{Cr}_2\text{O}_3$  at 0.25, 0.50, 0.75 and 1wt % level the thermal decomposition temperature became 407,380,375 and 369°C, respectively. This effect was

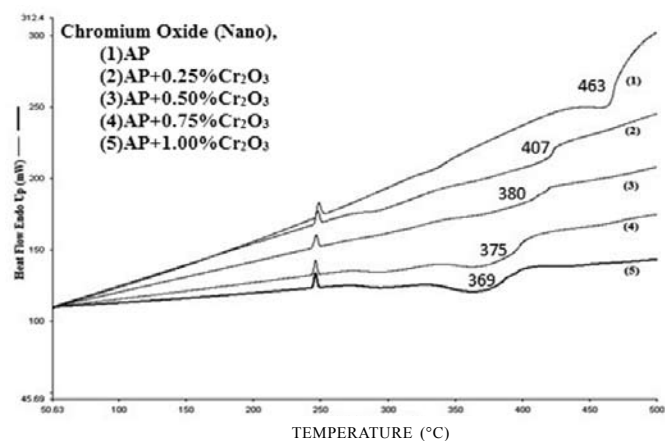


Figure 6. DSC thermogram of ammonium perchlorate having different % of nano- $\text{Cr}_2\text{O}_3$ .

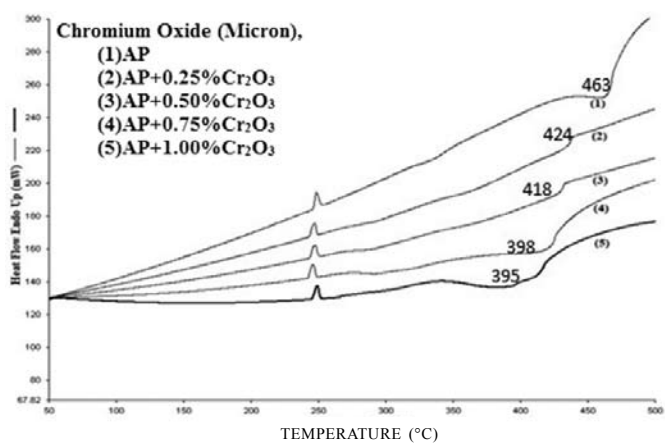


Figure 7. DSC thermogram of ammonium perchlorate having different % of micron- $\text{Cr}_2\text{O}_3$ .

found less prominent in case of micron  $\text{Cr}_2\text{O}_3$  as presented in Fig. 7, where thermal decomposition temperature of AP with 0.25, 0.50, 0.75 and 1 wt % level became 424,418,398 and 395°C, respectively. This finding further infers that nano-  $\text{Cr}_2\text{O}_3$  has a very good catalytic effect on thermal decomposition of ammonium perchlorate due to higher specific surface area in comparison to micron sized  $\text{Cr}_2\text{O}_3$ .

### 3.3 Evaluation of Nano and Micron Sized $\text{Cr}_2\text{O}_3$ in Composite Propellant Formulation

The propellant formulations were processed by incorporation of nano  $\text{Cr}_2\text{O}_3$  /micron  $\text{Cr}_2\text{O}_3$  from 0.25 to 1 wt % level by replacing coarse AP and studied their effect on viscosity built up, thermal, mechanical and ballistic properties. The composition details are presented in Table 1.

Table 1. Formulation details of propellant compositions in percentage

Ingredients	Reference composition	Developed compositions			
		Comp. 1	Comp. 2	Comp. 3	Comp. 4
Binder (HTPB+TDI+DOA)	14.00	14.00	14.00	14.00	14.00
AP Coarse (300 $\mu\text{m}$ )	52.50	52.25	52.00	51.75	51.50
AP Fine (50 $\mu\text{m}$ )	15.50	15.50	15.50	15.50	15.50
Al(P)	18.00	18.00	18.00	18.00	18.00
Nano $\text{Cr}_2\text{O}_3$ /micron $\text{Cr}_2\text{O}_3$	0.00	0.25	0.50	0.75	1.00

**Table 2. Effect of nano and micron sized  $\text{Cr}_2\text{O}_3$  on viscosity and mechanical properties**

Composition (per cent)	Viscosity @ 40 °C (Pa.s)	TS (MPa)	E-Mod (MPa)	Elongation (per cent)
Reference	670	0.62	3.43	45.00
Nano $\text{Cr}_2\text{O}_3$ (0.25)	712	0.78	4.03	40.20
Nano $\text{Cr}_2\text{O}_3$ (0.50)	740	0.84	4.24	35.27
Nano $\text{Cr}_2\text{O}_3$ (0.75)	765	0.90	4.63	30.24
Nano $\text{Cr}_2\text{O}_3$ (1.00)	797	0.93	5.07	27.71
Micron $\text{Cr}_2\text{O}_3$ (0.25)	704	0.76	3.73	42.11
Micron $\text{Cr}_2\text{O}_3$ (0.50)	722	0.83	4.13	37.42
Micron $\text{Cr}_2\text{O}_3$ (0.75)	745	0.87	4.49	33.69
Micron $\text{Cr}_2\text{O}_3$ (1.00)	757	0.91	4.81	30.03

### 3.3.1 Effect of Nano and Micron Sized $\text{Cr}_2\text{O}_3$ on Viscosity

The different composite propellant compositions were prepared to study the end of mix (EOM) viscosity by varying the content of nano  $\text{Cr}_2\text{O}_3$  and micron  $\text{Cr}_2\text{O}_3$  from 0.25 wt % to 1.0 wt % using Brookfield viscometer and results obtained are presented in Table 2. The data presented in table clearly indicate that as content of nano chromium oxide in composition increases the EOM viscosity of propellant slurry also increases from 712 Pa.s to 797 Pa.s in comparison to viscosity of reference composition to that of 670 Pa.s. The enhancement in viscosity built up may be due to finer particle size and higher specific surface area of nano  $\text{Cr}_2\text{O}_3$ .

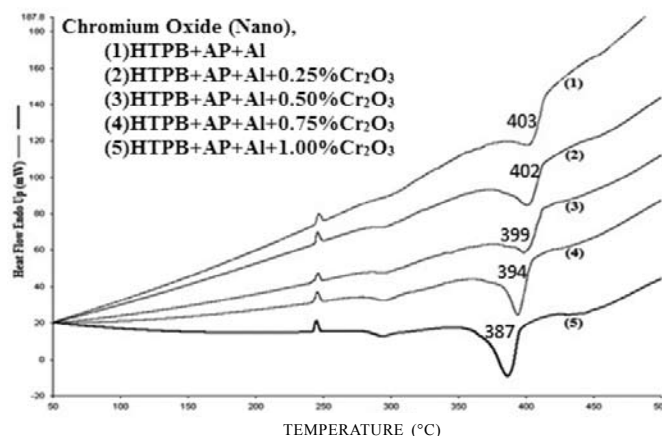
### 3.3.2 Effect of Nano and Micron Sized $\text{Cr}_2\text{O}_3$ on Mechanical Properties

The data on effect of nano and micron sized  $\text{Cr}_2\text{O}_3$  on mechanical properties such as tensile strength (TS), % elongation and elastic modulus (E-mod) of the cured propellant sample as well as reference composition maintaining 86% solid loading are presented in Table 2. It is clear from the table that as the percentage of nano  $\text{Cr}_2\text{O}_3$  increases in the composition, TS and E-mod also increases marginally while percentage elongation decreases. This may be attributed to high surface area of fillers. Thus, the value of TS and E-mod for nano  $\text{Cr}_2\text{O}_3$  enhances from 0.78 MPa and 4.03 MPa to 0.93 MPa and 5.07 MPa in comparison to 0.62 MPa and 3.43 MPa that of reference composition. However, reverse trend was observed in the case of % elongation for the studied compositions.

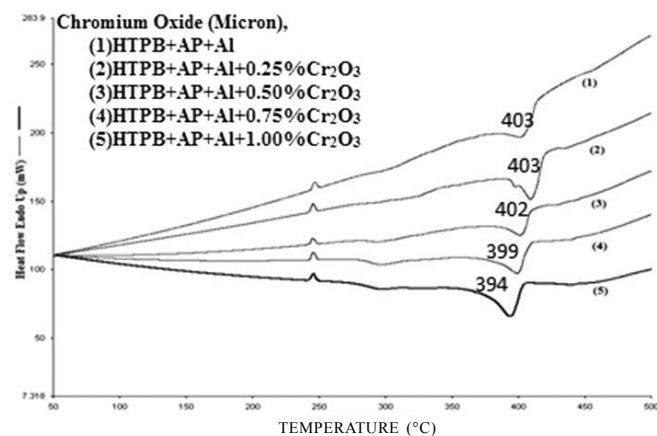
### 3.3.3 Effect of Nano and Micron Sized $\text{Cr}_2\text{O}_3$ on Thermal Properties

Thermal properties of studied compositions containing nano and micron sized  $\text{Cr}_2\text{O}_3$  along with reference composition were carried out using DSC technique and thermograms obtained are presented in Figs. 8 and 9, respectively. It is clear from Figs. 8 and 9 that reference composition shows an endotherm at 246.67 °C due to phase change of ammonium perchlorate from orthorhombic to cubic. After that, a small decomposition peak was observed around 304°C followed by a

sharp decomposition peak at 403 °C which on incorporation of nano  $\text{Cr}_2\text{O}_3$ , the final decomposition peak shifts from 403 °C to 387 °C as concentration of nano  $\text{Cr}_2\text{O}_3$  increases from 0.25 to 1 wt % level. These findings reveal that nano  $\text{Cr}_2\text{O}_3$  is very effective in catalysing the decomposition of composite propellant formulation. The same trend has also been observed with micron sized  $\text{Cr}_2\text{O}_3$  to a lesser extent on thermal decomposition temperature in comparison to nano  $\text{Cr}_2\text{O}_3$ .



**Figure 8. Effect of nano sized  $\text{Cr}_2\text{O}_3$  on thermal decomposition of composite propellant formulation.**



**Figure 9. Effect of micron sized  $\text{Cr}_2\text{O}_3$  on thermal decomposition of composite propellant formulation.**

### 3.3.4 Effect of Nano and Micron Sized $\text{Cr}_2\text{O}_3$ on Ballistic Properties

The effect of nano and micron sized  $\text{Cr}_2\text{O}_3$  on ballistic properties of the studied compositions such as density; cal-val, burning rate and pressure exponent were evaluated as-

#### 3.3.4.1 Effect of Nano and Micron Sized $\text{Cr}_2\text{O}_3$ on Density

The density of cured propellant formulations was determined on gas pycnometer and data obtained are presented in Table 3. It is clear from Table 3 that the density of reference composition as well as studied formulations were found in the range of 1765 to 1777  $\text{kg/m}^3$  clearly envisage that no variation in density.

**Table 3. Effect of nano and micron sized Cr<sub>2</sub>O<sub>3</sub> on ballistic properties**

Composition (per cent)	Solid strand burning rate at MPa (mm/s)			Density (kg/m <sup>3</sup> )	Pressure Exponent (n)	Cal-Val (kJ /kg)
	5.88	6.86	7.84			
Reference	6.00	6.11	6.55	1777	0.35	6489.54
Nano Cr <sub>2</sub> O <sub>3</sub> (0.25)	7.16	7.55	8.00	1777	0.38	6451.86
Nano Cr <sub>2</sub> O <sub>3</sub> (0.50)	7.19	7.59	8.11	1778	0.42	6430.92
Nano Cr <sub>2</sub> O <sub>3</sub> (0.75)	7.20	7.72	8.30	1782	0.49	6384.87
Nano Cr <sub>2</sub> O <sub>3</sub> (1.00)	7.22	7.88	8.40	1783	0.53	6368.12
Micron Cr <sub>2</sub> O <sub>3</sub> (0.25)	7.13	7.46	7.94	1777	0.37	6447.67
Micron Cr <sub>2</sub> O <sub>3</sub> (0.50)	7.15	7.48	8.00	1779	0.39	6418.36
Micron Cr <sub>2</sub> O <sub>3</sub> (0.75)	7.19	7.61	8.20	1780	0.45	6380.68
Micron Cr <sub>2</sub> O <sub>3</sub> (1.00)	7.20	7.66	8.26	1781	0.48	6359.75

### 3.3.4.2 Effect of Nano and Micron Sized Cr<sub>2</sub>O<sub>3</sub> on Calorimetric Value

The data on calorimetric value (Cal-Val) of the studied propellant formulations are presented in Table 3. It is clear from the table that the cal-val of reference composition was found to be 6489.54 kJ /kg whereas on incorporation of nano Cr<sub>2</sub>O<sub>3</sub> and micron Cr<sub>2</sub>O<sub>3</sub> it decreases slightly. The decrease in cal-val is attributed to inertness of nano Cr<sub>2</sub>O<sub>3</sub> and micron Cr<sub>2</sub>O<sub>3</sub> that replaced ammonium perchlorate in propellant formulations.

### 3.3.4.3 Effect of Nano and Micron Sized Cr<sub>2</sub>O<sub>3</sub> on Burning Rate

The data on solid strand burning rate (SSBR) of samples (6 X 6 X 150 mm) determined by acoustic emission technique are given in Table 3. It is clear from the table that as the percentage of nano chromium oxide increases in the composition burning rate also increases accordingly. The Table 3 also reveals that 3% increase in burning rate was observed with nano Cr<sub>2</sub>O<sub>3</sub> in comparison to micron sized Cr<sub>2</sub>O<sub>3</sub> at 1.0% level. The burning rate enhancement using nano and micron sized Cr<sub>2</sub>O<sub>3</sub> in the composition clearly infers that as concentration of catalyst touches the concentration level of 1 wt %, the enhancement in burning rate ceases, indicating that the optimum concentration level of catalyst is around 1wt% for the formulation and so no higher concentration level was studied. The increase in burning rate may be due to high specific surface area of nano Cr<sub>2</sub>O<sub>3</sub> in comparison to micron Cr<sub>2</sub>O<sub>3</sub>.

### 3.3.4.4 Effect of Nano and Micron Sized Cr<sub>2</sub>O<sub>3</sub> on Pressure Exponent (n)

The pressure exponent (n) was determined using SSBR data at different pressures by plotting a curve of ln r<sub>b</sub> vs. ln p and calculated the pressure exponent from the slope of the curve<sup>15</sup> and data obtained are presented in Table 3. It is clear from the table that pressure exponent of the reference composition was found to be 0.35 whereas on addition of nano Cr<sub>2</sub>O<sub>3</sub> and micron sized Cr<sub>2</sub>O<sub>3</sub>, the pressure exponent value marginally increases from 0.35 to 0.53 and 0.35 to 0.48, respectively at 1 wt % level.

## 4. CONCLUSION

A successful attempt has been made to incorporate nano Cr<sub>2</sub>O<sub>3</sub> in composite propellant formulation from 0.25 to 1% by replacing coarse ammonium perchlorate but maintaining 86% solid loading and studied its effect on end of mix viscosity, mechanical, thermal and ballistic properties. The data reveals that there is an increase in end of mix viscosity from 712 Pa.s to 797 Pa.s on incorporation of nano Cr<sub>2</sub>O<sub>3</sub> from 0.25 to 1% level, whereas EOM viscosity of reference composition is 670 Pa.s at the same temperature and marginal improvement in mechanical properties was also observed. Further, nano Cr<sub>2</sub>O<sub>3</sub> is found to be very effective in lowering the thermal decomposition temperature of the studied compositions in comparison to micron sized Cr<sub>2</sub>O<sub>3</sub>. The data also reveals that there is an enhancement of 3% in burning rate with nano Cr<sub>2</sub>O<sub>3</sub> in comparison to micron sized Cr<sub>2</sub>O<sub>3</sub> at 1% concentration level. Further, improvement in pressure exponent value was observed on addition of nano and micron sized Cr<sub>2</sub>O<sub>3</sub> in studied composite propellant formulations.

## REFERENCES

- Oberth, A.E. & Bruenner, R.S. Polyurethane-based propellant in: Propellant, manufacturing hazred and testing. Edited by Boyers C., Klager K. American Chemical Society, Washington, D.C., 1969, pp.84.
- Yaman, H.; Celik, V. & Degrimenti, E. Experimental investigation of factors affecting the burning rate of solid rocket propellant. *Fuel*, 2014, **115**, 794-803. doi: 10.1016/j.fuel.2013.05.033
- Boldyrev, V.V. Thermal decomposition of ammonium Perchlorate. *Thermo. Chem. Acta.*, 2006, **443**(1), 1-36. doi: 10.1016/j.tca.2005.11.038
- Kohga, M. Burning characteristic and thermo chemical behaviour of AP/HTPB composite propellant using coarse and fine AP particle. *Propellants, Explos. Pyrotech.*, 2011, **36**(1), 57-64. doi: 10.1002/prop.200900088
- Kishore, K. & Prasad, G. A review on decomposition/ deflagration of oxidizer and binder in composite solid propellant. *Def. Sci. J.*, 1979, **29**(1) 39-54. doi: 10.14429/dsj.29.6466
- Jacobs, P.M.V. & Whithead, H.M. Decomposition and combustion of ammonium Perchlorate. *Chem. Rev.*, 1969, **69**(4), 551-590. doi: 10.1021/cr60260a005
- Rastogi, R.P.; Singh, G. & Singh, R.R. Burning rate catalysts for composite solid propellants. *Combust. Flame*, 1977, **30**(2), 117-124. doi:10.1016/0010-2180(77)90057-8
- Yim, Y.J. Burning rate catalytic effects of ferric oxide and chromic oxide in composite propellants. *Hwahak Konghak*, 1987, **25**(5), 442-446.
- Carvalho, Pedro F.V.; Gadiot, G.M.H.J.L. & de Klerk, W. Mechanism of catalytic effects on PSAN/HTPB composite propellants burning rates. *In Proceedings of*

- the International Annual Conference of ICT, Karlsruhe, Germany, 1994.
10. Carvalheira, P.; Campos, J. & Gadiot, G.M.H.J.L. Burning rate modifiers for AN/HTPB-IPDI composite solid propellants for gas generators. In Proceedings of the International Annual Conference of ICT Karlsruhe, Germany, 1995.
  11. Kapoor, I. P.S.; Srivastava, P. & Singh, G. Nanocrystalline metal oxide as catalysts in thermal decomposition of ammonium perchlorate. *Propellants, Explos. Pyrotech.*, 2009, **34**(4), 351-356.  
doi: 10.1002/prop.200800025
  12. Kshirsagar, D.R.; Sudhir; Mehilal; Singh, P.P. & Bhattacharya, B. Evaluation of nano-Fe<sub>3</sub>O<sub>4</sub> in composite propellant formulation. *Intl. J. Energ. Mater. Chem. Propul.*, 2013, **12**(6), 463-474.  
doi: 10.1615/IntJEnergeticMaterialsChemProp.2013007638
  13. Esparza, I.; Paredes, M.; Martinez, R. & Gaona-Couto, A.; Sanchez-Loredo, G.; & Flores-Velez, L.M. Solid state reactions in Cr<sub>2</sub>O<sub>3</sub>-ZnO nanoparticles synthesized by triethanolamine chemical precipitation. *Mater. Sci. Appl.*, 2011, **2**(11), 1584-1592.  
doi: 10.4236/msa.2011.211212
  14. Caveny, L.H.; Pokrocos, L.M. & Lelshain, G.R. High pressure burning rates of multibase propellants. Department of Aerospace and Mechanical Sciences, Princeton university, New Jersey, AMS-1377, 1977, pp.75.
  15. Mehilal; Jawalkar, S.N; Kurva, R.; Nandagopal, S.; Dombe, G.; Singh, P.P. & Bhattacharya, B. Studies on high burning rate composite propellant formulations using TATB as pressure index suppressant. *Cent. Eur. J. Energ. Mater.*, 2012, **9**(3), 237-249.

#### ACKNOWLEDGMENT

Authors would like to thank Mr Sumit Bhandarkar for raw material characterisation and Mr Manoj Vemuri for rendering lab facility during this study.

#### CONTRIBUTORS

**Dr Dhirendra Kshirsagar** received his MSc (Analytical Chemistry) from Shivaji University, Kolhapur, in 2001 and PhD in Chemistry from Savitribai Phule Pune University, in 2014. He is actively involved in evaluation of nano-sized burning rate catalyst for composite propellant.

In the present manuscript he is responsible for the full characterisation of nano /micron Cr<sub>2</sub>O<sub>3</sub>.

**Mr Ramesh Kurva** obtained his MTech in Chemical Engineering from IIT Delhi in 2000. Presently working as a Deputy Director at High Energy Materials research Laboratory, Pune.

His role in the present manuscript is processing of composite formulation by incorporating nano/micron Cr<sub>2</sub>O<sub>3</sub>.

**Mr Kashinath Dhabbe** received his MSc (Organic Chemistry) from Shivaji University, in 1998. His area of specialisation is analysis of raw materials of composite propellant ingredients and finished products.

His main role in the present manuscript is chemical and instrumental analysis of the ingredients and finished products.

**Mrs Lalita Jawale** received her MSc (Organic Chemistry) from University of Pune, in 1995. She is actively involved in determination of calorific and calorimetric values of propellants and explosives samples as well as burning rate of composite propellants.

Her main role in the present manuscript is evaluation of ballistic properties of the studied compositions.

**Mr Sudhir** obtained his MSc (Physical Chemistry) from C.C.S. University, Meerut, in 2003. Presently working as a Scientist at High Energy Materials research Laboratory, Pune. His area of specialisation is processing of composite propellant.

His main role in the present manuscript is propellant processing based on nano and Micron sized Cr<sub>2</sub>O<sub>3</sub>.

**Dr (Mrs) Vrushali Khire** obtained her PhD in Chemistry from University of Pune, in 2009. Presently she is working as Deputy Director at High Energy Materials research Laboratory, Pune. Her area of specialisation is processing of gun propellant and solid rocket propellant.

Her main contribution in the present manuscript is coordination of processing activities and testing.

**Dr Mehilal** received his PhD in Chemistry from Allahabad University, in 1985. Presently he is working as Joint Director at High Energy Materials research Laboratory, Pune.

His main role in the present manuscript is conceiving of idea, its implementation and monitoring as well as drafting of the article.