



Sigma term and strangeness content of the nucleon

**S. Dürr^{†1,2}, Z. Fodor^{1,2,3}, J. Frison⁴, T. Hemmert⁵, C. Hoelbling¹, S.D. Katz^{1,3},
S. Krieg^{1,2}, T. Kurth¹, L. Lellouch⁴, T. Lippert^{1,2}, A. Portelli⁴, A. Ramos^{†4}, A. Schäfer⁵,
K.K. Szabó¹**

¹*Bergische Universität Wuppertal, Gausstr. 20, D-42119 Wuppertal, Germany*

²*Jülich Supercomputing Centre, Forschungszentrum Jülich, D-52425 Jülich, Germany*

³*Institute for Theoretical Physics, Eötvös University, H-1117 Budapest, Hungary*

⁴*Centre de Physique Théorique*, Case 907, CNRS Luminy, F-13288 Marseille, France*

⁵*Universität Regensburg, Universitätsstr. 31, D-93053 Regensburg, Germany*

A status report is given for a joint project of the Budapest-Marseille-Wuppertal collaboration and the Regensburg group to study the quark mass-dependence of octet baryons in SU(3) Baryon XPT. This formulation is expected to extend to larger masses than Heavy-Baryon XPT. Its applicability is tested with 2+1 flavor data which cover three lattice spacings and pion masses down to about 190 MeV, in large volumes. Also polynomial and rational interpolations in M_π^2 and M_K^2 are used to assess the uncertainty due to the ansatz. Both frameworks are combined to explore the precision to be expected in a controlled determination of the nucleon sigma term and strangeness content.

The XXVIII International Symposium on Lattice Field Theory - LAT2010

June 14-19 2010

Villasimius, Sardinia, Italy

*CPT is research unit UMR 6207 of the CNRS and of the universities Aix-Marseille I, Aix-Marseille II and Sud Toulon-Var, and is affiliated with the FRUMAM.

[†]Speaker.

1. Introduction

The sigma term and the strangeness content of the nucleon are phenomenologically relevant quantities which, however, cannot be directly measured in experiment.

They are of interest, because they link the pion-nucleon and kaon-nucleon scattering lengths to the hadron mass spectrum, to the quark mass ratio m_s/m_{ud} , where $m_{ud} = (m_u + m_d)/2$ denotes the isospin averaged first generation quark mass, and – last but not least – to the strangeness content of the nucleon which, in turn, has a say on the importance of quantum fluctuations.

That the sigma term cannot be directly¹ measured in experiment follows from the definition

$$\sigma_{\pi N} \equiv \langle N(p) | m_u \bar{u}u + m_d \bar{d}d | N(p) \rangle = \sum_{q=u,d} m_q \frac{\partial M_N}{\partial m_q} \quad (1.1)$$

$$\sigma_{\pi N} \equiv \langle N(p) | m_{ud} (\bar{u}u + \bar{d}d) | N(p) \rangle = m_{ud} \frac{\partial M_N}{\partial m_{ud}} \quad (1.2)$$

since, in nature, we cannot change the quark masses. Here we have specified the simplification that emerges in the isospin limit where the up and down quarks assume a common mass m_{ud} . By contrast, on the lattice we can vary the quark masses, and this opens a unique opportunity to determine the pion-nucleon sigma term from lattice QCD datasets with several pion masses.

Provided the lattice simulations include a strange quark (which ours do), one can also study the kaon-nucleon sigma term and the $\bar{s}s$ -nucleon sigma term

$$\sigma_{KN} \equiv \frac{1}{2} (m_{ud} + m_s) \langle N | \bar{u}u + \bar{s}s | N \rangle = \frac{1}{2} (m_{ud} + m_s) \left\{ \frac{1}{2} \frac{\partial M_N}{\partial m_{ud}} + \frac{\partial M_N}{\partial m_s} \right\} \quad (1.3)$$

$$\sigma_{\bar{s}sN} \equiv 2m_s \langle N | \bar{s}s | N \rangle = 2m_s \frac{\partial M_N}{\partial m_s} \quad (1.4)$$

where in practice it is common to trade (1.4) for the strangeness content of the nucleon

$$y_N \equiv \frac{2 \langle N(p) | (\bar{s}s)(0) | N(p) \rangle}{\langle N(p) | (\bar{u}u + \bar{d}d)(0) | N(p) \rangle} \quad (1.5)$$

to which it relates via $y_N m_s / m_{ud} = \sigma_{\bar{s}sN} / \sigma_{\pi N}$. Also the sigma terms are linearly dependent in the isospin symmetric case (which we will assume in the following, unless stated otherwise), since $\sigma_{\pi N} / m_{ud} + \sigma_{\bar{s}sN} / m_s = 4\sigma_{KN} / (m_{ud} + m_s)$. The sigma terms have the dimension of a mass (without showing any scheme or scale dependence), while the strangeness content is a pure number.

On the lattice there are two main strategies to determine the sigma terms. One option is to stick with the definitions in (1.1-1.4), which then leads one to evaluate $q\bar{q}$ in a nucleon in and out state. This is technically involved (and noisy), due to quark line disconnected contributions [1]. The second option is to use the Hellmann-Feynman theorem (in a form adapted to field theory [2]) and to determine the sigma terms from the variation of the nucleon mass as a function of the up/down or strange quark mass. In the following, we chose the second option, albeit in the version where one trades the dependence on m_{ud} and m_s for one in M_π^2 and $M_{\bar{s}s}^2 = 2M_K^2 - M_\pi^2$, as this choice avoids

¹Measurable quantities like the πN and KN scattering lengths can be linked to (1.1, 1.2) and (1.3) by means of formulas from XPT, but this should not be mistaken as a direct measurement of the sigma term.

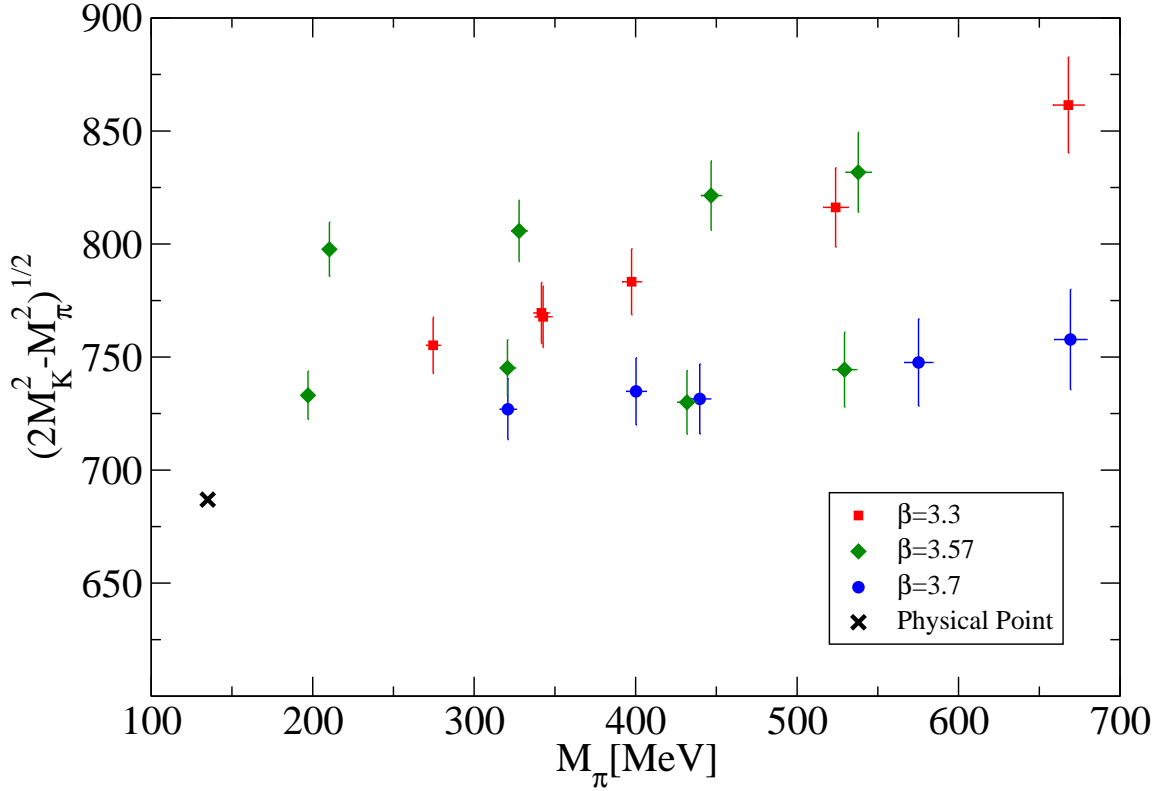


Figure 1: Overview of our simulation points in terms of M_π and $M_{ss} \equiv (2M_K^2 - M_\pi^2)^{1/2}$. The lattice spacings for the three values of β are $a \simeq 0.124$ fm ($\beta = 3.3$), $a \simeq 0.083$ fm ($\beta = 3.57$), and $a \simeq 0.065$ fm ($\beta = 3.7$), respectively, and the physical point is marked with a cross. Error bars are statistical only.

renormalization issues. In other words, we measure M_N for various combinations of M_π^2 and M_{ss}^2 (and various lattice spacings a and box sizes L), interpolate the results with ansatz which we will discuss below, and evaluate the slope of the interpolation function in the relevant direction at the physical mass point. In practice, this interpolation is actually an extrapolation in M_π^2 (whereas the data have essentially the right M_{ss}^2), and it is clear that outside the range where we have data the uncertainty on the derivative grows much faster than the uncertainty on the function itself.

In the following we discuss the details of our ensembles in Sec. 2, and some key features of a novel functional ansatz for octet baryon masses derived from covariant baryon chiral perturbation theory (CBXPT) in Sec. 3. First experiences with this formula and, as a complement, with more traditional polynomial and rational ansatz are reported in Sec. 4 and Sec. 5, respectively. The main goal is to give a reliable estimate which precision can be achieved with our current data, and this together with some preliminary numbers and some outlook is arranged in Sec. 6.

2. Overview of our “6 stout” dataset and scale setting issues

The dataset to be used is the one that has been generated for our study of the hadron spectrum in QCD [3], and the overall spirit of the analysis is the same one as in the f_K/f_π paper [4].

The ensembles have been generated with two degenerate light quarks and a separate strange flavor, a scheme commonly referred to as $N_f=2+1$ QCD. They are based on a Symanzik action with tree-level coefficients for the gluons and a clover action with 6 levels of “stout” or “EXP” smearing applied to all links which enter the covariant derivative or the clover term. This combination was found to entail very good scaling properties in standard hadron observables [5]. Note, finally, that our multiply smeared fermion action is as local as the unsmeared clover quark in the usual sense of locality, i.e. $D(x,y)=0$ for $\|x-y\| > 1$. Still, in the sense of gauge field locality it has a more extended range: $\delta D(x,x)/\delta U_\mu(y)$ is non-zero for $\|x-y\|$ larger than 1 unit, albeit with a steep fall-off pattern – see the supplementary online material of [3] for details.

Our ensembles include three lattice spacings ($a \simeq 0.065, 0.083, 0.124$ fm) and the light quark mass m_{ud} is varied such that the pion mass covers the range from 190 MeV to 670 MeV. By contrast the strange quark mass m_s is almost the physical one; the combination $M_{ss}^2 \equiv 2M_K^2 - M_\pi^2$ is always in the vicinity of its physical value. The physical box size L is such that $M_\pi L$ is in the range of 4 or larger; this limits finite-volume effects on our hadron masses to an amount smaller than the statistical fluctuations [3]. An overview of these ensembles (to which we refer to as the “6 stout” or “6 EXP” data) in terms of M_π and $M_{ss} = (2M_K^2 - M_\pi^2)^{1/2}$ is given in Fig. 1. The smallness of our minimal pion mass $M_\pi^{\text{min}} \simeq 190$ MeV bears the promise that the extrapolation to the physical point is a relatively mild one, thus entailing a controllable systematic error in the final result.

All dimensionful quantities in the previous paragraph implicitly build on knowledge of the lattice spacing a . This brings us to the issue of how the scale is set which, as we shall see, receives an extra twist when derivatives w.r.t. the quark mass are taken, relative to the case when only spectral quantities at the physical mass point are calculated. The physical mass point is the point where any 2 of the 3 ratios that one may form from aM_π, aM_K, aM_X (with X being the particle through which the scale is set, we will consider $X = N, \Xi, \Omega$ below) take on their physical values. Apart from the quantity X to be used to set the scale, there is also a choice regarding the scale setting scheme. In [3] we used two such schemes, the “mass independent scale setting scheme” and the “ratio method”. In the former case for any given β the measured aM_π, aM_K, aM_X are interpolated by a smooth function of the bare quark masses am_{ud}, am_s and at the point where $(aM_\pi)/(aM_X), (aM_K)/(aM_X)$ assume their physical values the interpolated aM_X is identified with a times the physical value of M_X ; this yields the lattice spacing a for *all* ensembles with a common coupling parameter β . In the latter case dimensionless ratios are formed on a per ensemble basis, and these ratios are interpolated with a smooth function of am_{ud}, am_s , and read off at the point where $(aM_\pi)/(aM_X), (aM_K)/(aM_X)$ assume their physical values. Effectively this means that the scale is set for each ensemble individually; the lattice spacing a depends on the combination (β, am_{ud}, am_s) . While these two scale setting schemes yield identical results (at the physical mass point) for all spectral quantities [3], there is a slight subtlety if sigma terms are evaluated via the Hellmann-Feynman theorem.

For definiteness, let us consider the pion nucleon sigma term at a fixed physical value of m_s , as a function of m_{ud} . The way it is calculated on the lattice amounts to the factorization

$$\sigma_{\pi N}(m_{ud}) = m_{ud} \frac{\partial M_N}{\partial m_{ud}} \simeq M_\pi^2 \frac{\partial M_N}{\partial M_\pi^2} = \left[M_X \right]_{\text{PDG}} \left[\frac{M_\pi^2}{M_X} \frac{\partial M_N}{\partial M_\pi^2} \right]_{\text{latt/phys-pt}} \quad (2.1)$$

where the apparent dependence on the scale setting channel X actually boils down to cut-off effects at the physical mass point (which then disappear in the continuum limit), while it seems there is an

ambiguity in the last bracket for which the continuum limit does not provide a remedy. The point is that the derivative in the last bracket makes reference of the true scale *away* from the physical mass point, and this is, as we have just seen, ambiguous. Perhaps it is easiest to discuss an extreme case first. If we set the scale through the nucleon, then the pion nucleon sigma term with the “ratio method” is – by definition – zero, i.e. $\sigma_{\pi N}^{N,\text{rat}} = 0$. And if we set the scale through the omega, the pion nucleon sigma term with the “ratio method” evaluates to the same amount as the difference between the pion nucleon sigma term and the pion omega sigma term in the “mass independent scale setting scheme” would, i.e. $\sigma_{\pi N}^{\Omega,\text{rat}} = \sigma_{\pi N}^{\text{miss}} - \sigma_{\pi\Omega}^{\text{miss}}$.

Taking a look at (1.1, 1.2) reveals the origin of this apparent discrepancy. The matrix elements refer exclusively to the physical mass point, and can be evaluated without any ambiguity (at least with a Ginsparg-Wilson type action). The not-so-innocent part is the derivative w.r.t. the quark mass taken in the last equalities. Here it is (implicitly) assumed that the lattice spacing does not change as the quark mass is varied, and this is why we must assume – for consistency reasons – the “mass independent scale setting scheme” when evaluating sigma terms, on the lattice, via the Hellmann-Feynman theorem. In other words, the requirement to attribute a common lattice spacing a to all ensembles with one coupling β comes about through the specific transcription of the observable of interest; in general there is no restriction on the scale setting scheme. Still, it holds true that the QCD β -function depends, for asymptotic coupling (i.e. for small enough lattice spacing), only on the *number* of active flavors, not on their masses. Accordingly, the “mass independent scale setting scheme” is always applicable, since it stipulates a property at finite lattice spacing which, due to asymptotic freedom in QCD, must hold at arbitrarily small lattice spacing.

3. Octet masses in CBXPT

Given the discussion in the previous sections, it is clear that a controlled determination of the pion nucleon sigma term $\sigma_{\pi N}$ relies on accurate measurements of the nucleon mass at various pion and kaon mass points, and a smooth ansatz $M_N = M_N(M_\pi^2, M_{ss}^2)$ which is valid in the entire regime from the heaviest datapoint included in the fit down to the physical pion mass (and eventually down to the chiral limit, if one wishes to determine chiral low-energy constants).

In the present contribution we focus on $\sigma_{\pi N}$ at the physical mass point. For this purpose it is fully sufficient to come up with an analytic (i.e. polynomial or rational) expression for $M_N(M_\pi^2, M_{ss}^2)$ and an analogous expression for $M_X(M_\pi^2, M_{ss}^2)$ for the state X that is used to set the scale, since – in the interval between M_π^{phys} and M_π^{max} of the dataset – QCD is an analytic function of the quark masses. Preliminary results from such an approach will be reported in Sec. 5 below.

In a further perspective it is clear that we will not be able to resist the temptation of testing the host of predictions by chiral perturbation theory (XPT) of how different quantities relate to each other. In XPT the quantities connect through their behavior in the (2-flavor or 3-flavor) chiral limit, and this is the reason why, with this goal in mind, the ansatz must be good all the way down to zero quark mass. The N_f -flavor chiral limit of QCD is dominated by the logarithmic singularity induced by the spontaneous breaking of the flavor $SU(N_f)_A$ symmetry and the dynamics of the pertinent pseudo-Goldstone bosons. For observables built from pseudoscalar mesons the consequences have been cast into a valid form in the seminal papers by Gasser and Leutwyler [6, 7].

g_{MB}	N	Λ	Σ	Ξ
π	$\frac{3}{4}(D+F)^2$	D^2	$\frac{1}{3}(D^2+6F^2)$	$\frac{3}{4}(D-F)^2$
K	$\frac{1}{6}(5D^2-6DF+9F^2)$	$\frac{1}{3}(D^2+9F^2)$	(D^2+F^2)	$\frac{1}{6}(5D^2+6DF+9F^2)$
η	$\frac{1}{12}(D-3F)^2$	$\frac{1}{3}D^2$	$\frac{1}{3}D^2$	$\frac{1}{12}(D+3F)^2$

Table 1: Summary of the baryon-meson-baryon couplings g_{MB} in terms of the low-energy constants D, F .

For observables that include baryons the task is significantly more involved, and we attempt to give a short explanation why there is a plethora of different versions of chiral perturbation theory for baryons. Ultimately, they all rest on Weinberg’s power counting theorem [8], but the basic difficulty is that the quadratic divergence in self-energies, brought about by a meson loop attached to a given line, cannot be traded for a logarithmic divergence, as is the case in the dimensionally regulated setup of meson XPT. The original approach taken by Gasser, Sainio and Svarc [9] (“OBXPT”) is to live with this fact and to pay a certain price in terms of a slowly converging series away from the chiral limit. The heavy baryon approach by Jenkins and Manohar [10] (“HBXPT”) treats the nucleon as a non-relativistic particle, and in this approach it was shown that the Δ can be introduced as an explicit degree of freedom and that this improves convergence [11, 12]. The covariant approach taken by Becher and Leutwyler [13] (“CBXPT”) aims at establishing relativistic covariance again, via infrared regularization. To the best of our knowledge, in this framework other octet members have not been included as explicit degrees of freedom yet.

In short one can say that the HBXPT approach is very successful for those observables where the physics is completely dominated by light (i.e. physical or lighter) pions which are treated as the pseudo-Goldstone mesons in QCD with 2 light flavors. Extensive work in the nineties showed that applications of HBXPT to baryon observables that depend on the strange quark flavor lead, in general, to large (i.e. unnatural) cancellations between leading order and next-to-leading order contributions (see e.g. [14, 15, 16]). During the first decade of the new millennium, this insight was painfully re-discovered by the lattice community, as several collaborations attempted chiral extrapolations ($m_{ud} \rightarrow 0$ at fixed m_s) of 2+1 flavor baryon data, using only leading-order HBXPT formulas. This triggered a search for “better” (i.e. more practical) recipes, for instance

- finite-range regulator extensions of HBXPT to include or model higher order effects (see e.g. Amherst group [15] and Adelaide group [17, 18])
- taming higher order effects by adding a host of decuplet contributions in HBXPT/NRSSE (see e.g. LHP Collaboration [19] and others [20])
- resort to polynomial/rational fit functions in $M_\pi^2 \propto m_{ud}$ (e.g. us [3, 4] and other groups)
- resort to polynomial/rational fit functions in $M_\pi \propto m_{ud}^{1/2}$ (see [19, 21]).
- modify integration contour in CBXPT approach (cf. Dorati-Gail-Hemmert [22])

but a fair review of these developments is clearly beyond the scope of this contribution.

In the following, we are going to explore the suitability of one such formula, which belongs to the last point in this list. It has been worked out by one of us (TH) and involves the function

$$H(X^2) \equiv -\frac{X^3}{4\pi^2} \left\{ \sqrt{1 - \frac{X^2}{4M_0^2}} \arccos\left(\frac{X}{2M_0}\right) + \frac{X}{4M_0} \log\left(\frac{X^2}{M_0^2}\right) \right\} \quad (3.1)$$

where X will be a meson mass. Furthermore, it builds on $SU(3)$ relations among the various baryon-meson-baryon couplings g_{MB} , as is evident from Tab. 1. The set (D, F) relates to the more common pair (ξ, g_A) through $\xi = F/D$ and $g_A = D + F$. The two main attractive features, from our point of view, are that this formula describes how the complete set of baryon octet states varies as a function of the meson masses, and that there is a chance that it remains adequate up to higher pion masses than is usual in the HB χ PT approach (say up to $M_\pi \sim 400\text{--}500\text{MeV}$ rather than $M_\pi \sim 200\text{--}300\text{MeV}$). In full glory it reads

$$M_N = M_0 - 2(2b_0 + b_D + b_F)M_\pi^2 - 2(b_0 + b_D - b_F)M_{\bar{s}s}^2 + \frac{g_{\pi N}}{F_\pi^2}H(M_\pi^2) + \frac{g_{KN}}{F_K^2}H(M_K^2) + \frac{g_{\eta N}}{F_\eta^2}H(M_\eta^2) + 4\delta_\pi M_\pi^4 + 4\delta_{\bar{s}s} M_{\bar{s}s}^4 \quad (3.2)$$

$$M_\Lambda = M_0 - 4(b_0 + b_D/3)M_\pi^2 - 2(b_0 + 4b_D/3)M_{\bar{s}s}^2 + \frac{g_{\pi\Lambda}}{F_\pi^2}H(M_\pi^2) + \frac{g_{K\Lambda}}{F_K^2}H(M_K^2) + \frac{g_{\eta\Lambda}}{F_\eta^2}H(M_\eta^2) + 4\delta_\pi M_\pi^4 + 4\delta_{\bar{s}s} M_{\bar{s}s}^4 \quad (3.3)$$

$$M_\Sigma = M_0 - 4(b_0 + b_D)M_\pi^2 - 2b_0 M_{\bar{s}s}^2 + \frac{g_{\pi\Sigma}}{F_\pi^2}H(M_\pi^2) + \frac{g_{K\Sigma}}{F_K^2}H(M_K^2) + \frac{g_{\eta\Sigma}}{F_\eta^2}H(M_\eta^2) + 4\delta_\pi M_\pi^4 + 4\delta_{\bar{s}s} M_{\bar{s}s}^4 \quad (3.4)$$

$$M_\Xi = M_0 - 2(2b_0 + b_D - b_F)M_\pi^2 - 2(b_0 + b_D + b_F)M_{\bar{s}s}^2 + \frac{g_{\pi\Xi}}{F_\pi^2}H(M_\pi^2) + \frac{g_{K\Xi}}{F_K^2}H(M_K^2) + \frac{g_{\eta\Xi}}{F_\eta^2}H(M_\eta^2) + 4\delta_\pi M_\pi^4 + 4\delta_{\bar{s}s} M_{\bar{s}s}^4 \quad (3.5)$$

with all meson-baryon couplings g_{MB} parametrized by only two constants, as indicated in Tab. 1. In total this gives a parametrization with 8 unknowns: $M_0, b_0, b_D, b_F, \xi, g_A, \delta_\pi, \delta_{\bar{s}s}$. Note that the coefficients in front of the M_π^4 and $M_{\bar{s}s}^4$ contributions are common to all octet members. To the order we are working at only two of the three pseudo-Goldstone boson masses are linearly independent; they are connected through the Gell-Mann-Okubo relation $3M_\eta^2 = 4M_K^2 - M_\pi^2$. Accordingly, it makes sense to consider $(M_\pi^2, M_{\bar{s}s}^2)$ the basic mass coordinates.

4. First experiences with CB χ PT extrapolations

Before applying formula (3.2-3.5) to our data, let us make a few practical comments. First, it is important to notice that this formula builds on $SU(3)$ chiral symmetry. Accordingly, M_0 denotes the (common) mass of the baryon octet in the 3-flavor chiral limit. Phenomenology suggests a value in the range $M_0 \sim 770\text{MeV}$, although with a large error margin [23]. Clearly, this is an opportunity for the lattice to come up with a considerably more precise determination. Next, the coefficients D and F are reasonably well known from phenomenology. It makes sense to fix the combination $g_A = D + F = 1.2694(28)$ [24] to its value at the physical nucleon mass, as the difference to the value in the chiral limit is expected to be small. For the ratio $\xi = F/D$ the situation is less clear; there are two preferred scenarios in the literature, $\xi = 2/3$ and $\xi \simeq 0.5$.

A few comments are in order regarding the pseudoscalar decay constants F_π, F_K, F_η . First, let us clarify that we use the ‘‘Bernese’’ normalization where $F_\pi^{\text{phys}} = 92.2\text{MeV}$. The more relevant point is that, whatever choice is made for F_π, F_K, F_η , it is not supposed to destroy the $SU(3)$ chiral symmetry in the 3-flavor chiral limit. Accordingly, pinning F_π, F_K, F_η down at their phenomenological values is not an option. We see three legitimate choices: (i) use a joint 3-flavor chiral

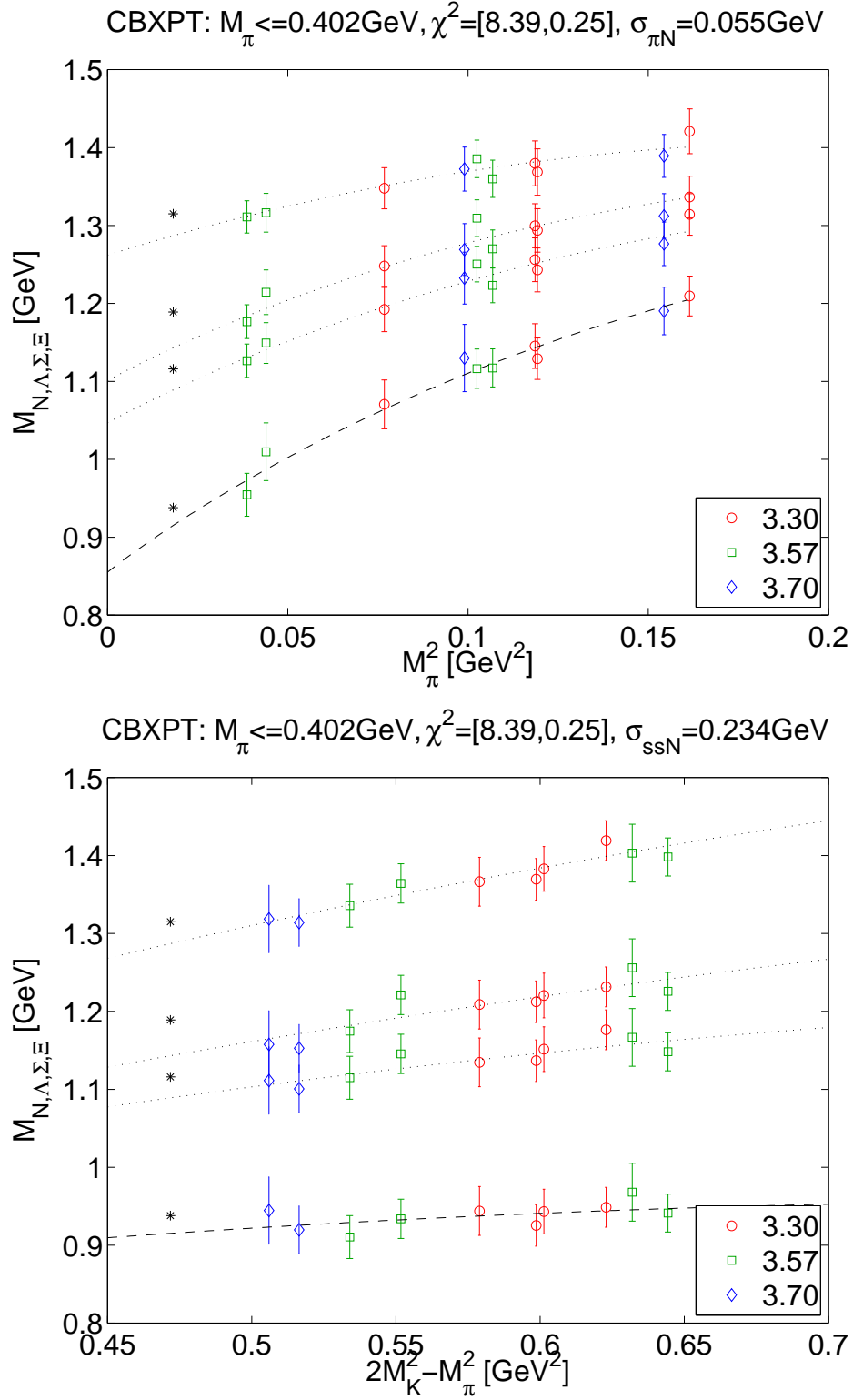


Figure 2: Result of one particular “snapshot fit” of the ansatz (3.2-3.5) to our “6 stout” dataset with a mass cut $M_\pi < 410 \text{ MeV}$. For display purposes the data have been shifted, by means of (4.1), to $[M_{ss}^2]_{\text{phys}}$ (top) and $[M_\pi^2]_{\text{phys}}$ (bottom), and only the remaining dependence on M_π^2 (top) or M_{ss}^2 (bottom) is shown.

limit value F_0 , (ii) use an $SU(3)$ chiral formula (e.g. the one at NLO with F_0, L_4, L_5) (iii) use the measured data (perhaps with an $SU(3)$ compatible interpolation, in any case this requires Z_A).

In the following we present the result of one particular fit based on choice (i). This fit addresses the full baryon octet and yields, in principle, eight sigma terms ($\sigma_{\pi N}, \sigma_{\bar{s}sN}$ and ditto for Λ, Σ, Ξ). Due to its preliminary nature, and because the comparison with the analytic approach is not ready for other channels, we will just quote $\sigma_{\pi N}, \sigma_{\bar{s}sN}$. Still, one should keep in mind that these numbers are preliminary, and the assessment of systematic uncertainties is not yet finalized.

Having made these cautionary remarks, we are in a position to present in Fig. 2 the result of a fit of the ansatz (3.2-3.5) to our data. The parameters $M_0, b_0, b_D, b_F, \delta_\pi, \delta_{\bar{s}s}, F_0$ have been adjusted by the fit (to reasonable values), while $(\xi, g_A) = (2/3, 1.2694)$ was held fixed. All together, this is a fit with 7 free parameters to 40 datapoints with an uncorrelated $\chi^2 = 8.39$. The resulting uncorrelated $\chi^2/\text{d.o.f.} \simeq 0.25$ seems plausible, since the four octet masses in each ensemble being highly correlated will lead to an underestimate of the true $\chi^2/\text{d.o.f.}$ by about a factor four.

Note that this is the result of one ‘‘snapshot fit’’, i.e. with a specific choice of the fitting window $[t_{\min}, t_{\max}]$ for each state, with one pion mass cut (here $M_\pi < 410 \text{ MeV}$), and so on. This particular fit yields $\sigma_{\pi N} = 55(10)_{\text{stat}}$ MeV, where the quoted error is only statistical, and $y_N \sim 0.16$. To get a trustworthy estimate of the systematic uncertainty, one should consider reasonable variations over the fitting range, the pion mass cut, the scaling behavior of cut-off terms, and the functional ansatz for the dependence on $(M_\pi^2, M_{\bar{s}s}^2)$, as will be briefly discussed in Sec. 6 below.

A technical point worth mentioning is the shift recipe applied to show the result of the fit. As is clear from the discussion, the fit spans, for each baryon octet member, a two-dimensional surface above the $(M_\pi^2, M_{\bar{s}s}^2)$ coordinates depicted in Fig. 1. However, because it is difficult to graphically display how 40 datapoints behave relative to 4 surfaces, we resort to two one-dimensional plots. We ‘‘shift’’ the data, along the surface established in the fit, to the physical value of $M_{\bar{s}s}^2$ and plot the remaining dependence on M_π^2 . In other words what is plotted in the first panel of Fig. 2 is [4]

$$\text{data}(M_\pi^2, 2M_K^2 - M_\pi^2) - \text{fit}(M_\pi^2, 2M_K^2 - M_\pi^2) + \text{fit}(M_\pi^2, [2M_K^2 - M_\pi^2]_{\text{phys}}) \quad (4.1)$$

and a similar shift is applied, in the second panel, to bring all datapoints to a common value of M_π^2 and depict the remaining dependence on $M_{\bar{s}s}^2$. It goes without saying that the recipe (4.1) does not affect the fit itself, it just helps to display the result.

5. First experiences with analytic extrapolations

A complete analysis of a phenomenological variable at the physical mass point must include a variation over the fitting ansatz that is used to interpolate or extrapolate the data. To this aim we include polynomial and rational ansätze into our analysis, in the same way as we did in [4].

This analytic approach builds on the fact that an expansion of QCD Green’s functions about the physical point $(m_{ud}^{\text{phys}}, m_s^{\text{phys}})$ is completely regular. Therefore it makes sense to define dimensionless expansion parameters $\Delta_\pi \sim (m_{ud} - m_{ud}^{\text{phys}})/\Lambda$, $\Delta_{\bar{s}s} \sim (m_s - m_s^{\text{phys}})/\Lambda$, and to express the measured octet mass as a function of these parameters. At this point details matter. We prefer

$$\Delta_\pi = \left(\frac{aM_\pi}{a \cdot M_X^{\text{phys}}} \right)^2 - \left(\frac{M_\pi^{\text{phys}}}{M_X^{\text{phys}}} \right)^2, \quad \Delta_{\bar{s}s} = \left(\frac{aM_{\bar{s}s}}{a \cdot M_X^{\text{phys}}} \right)^2 - \left(\frac{M_{\bar{s}s}^{\text{phys}}}{M_X^{\text{phys}}} \right)^2 \quad (5.1)$$

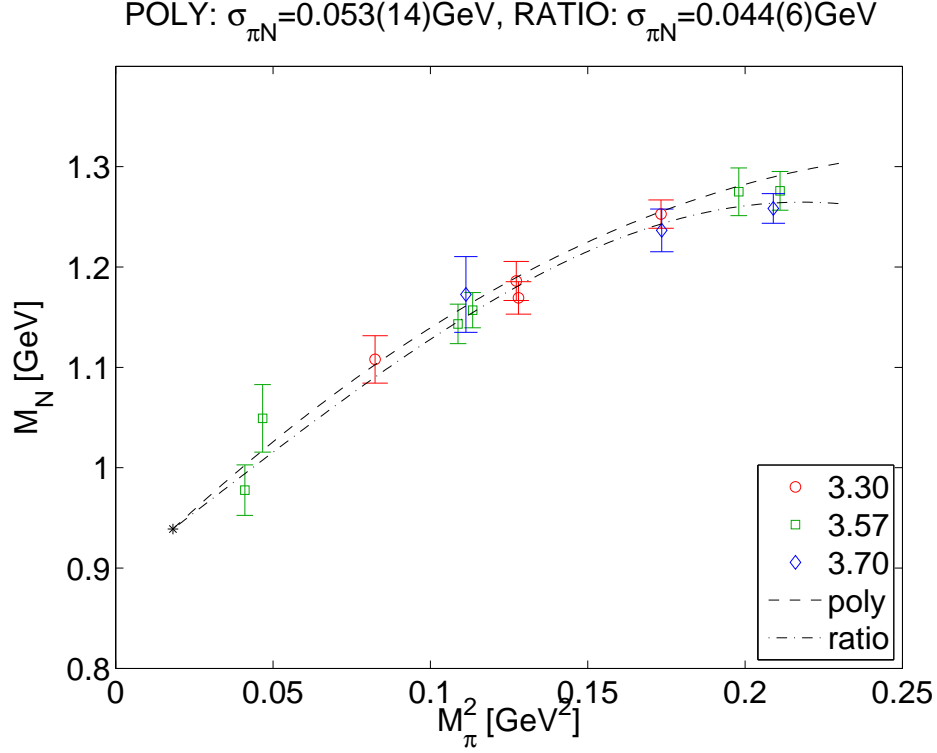


Figure 3: Result of one particular “snapshot fit” with the polynomial and rational ansatz (5.3, 5.4), where the scale is set through the N . The same shift procedure (4.1) has been applied to the data as in Fig. 2.

with X being the scale setting state over the alternative choice

$$\Delta'_\pi = \left(\frac{aM_\pi}{aM_X}\right)^2 - \left(\frac{M_\pi^{\text{phys}}}{M_X^{\text{phys}}}\right)^2, \quad \Delta'_{\bar{s}s} = \left(\frac{aM_{\bar{s}s}}{aM_X}\right)^2 - \left(\frac{M_{\bar{s}s}^{\text{phys}}}{M_X^{\text{phys}}}\right)^2 \quad (5.2)$$

since in (5.1) all dependence on the simulated am_{ud} , am_s is in the very first numerator, while in (5.2) the numerator and the denominator of the first terms depend on the quark masses.

With such small mass parameters in hand, and bearing in mind that the range of simulated M_π^2 is much larger than the range of simulated $M_{\bar{s}s}^2$ (cf. Fig. 1), we consider the polynomial ansatz

$$(aM_N) = a \cdot M_N^{\text{phys}} \left[1 + c_1 \Delta_\pi + c_2 \Delta_\pi^2 + c_3 \Delta_{\bar{s}s} \right] \quad (5.3)$$

where c_1, c_2, c_3 and the isolated a (per coupling β , cf. the discussion in Sec. 2) are the fit parameters. Obviously, with this choice one sets the scale through the nucleon mass, which means that the quantity that is effectively calculated is $\sigma_{\pi N}/M_N$ at the physical mass point. Likewise

$$(aM_N) = a \cdot M_N^{\text{phys}} \left[1 - d_1 \Delta_\pi - d_2 \Delta_\pi^2 - d_3 \Delta_{\bar{s}s} \right]^{-1} \quad (5.4)$$

is a rational ansatz with similar characteristics. With any such fit in hand, one proceeds along the lines of (2.1) and evaluates the change of the fit function under a change of $(aM_\pi)^2$, $(aM_{\bar{s}s})^2$. With

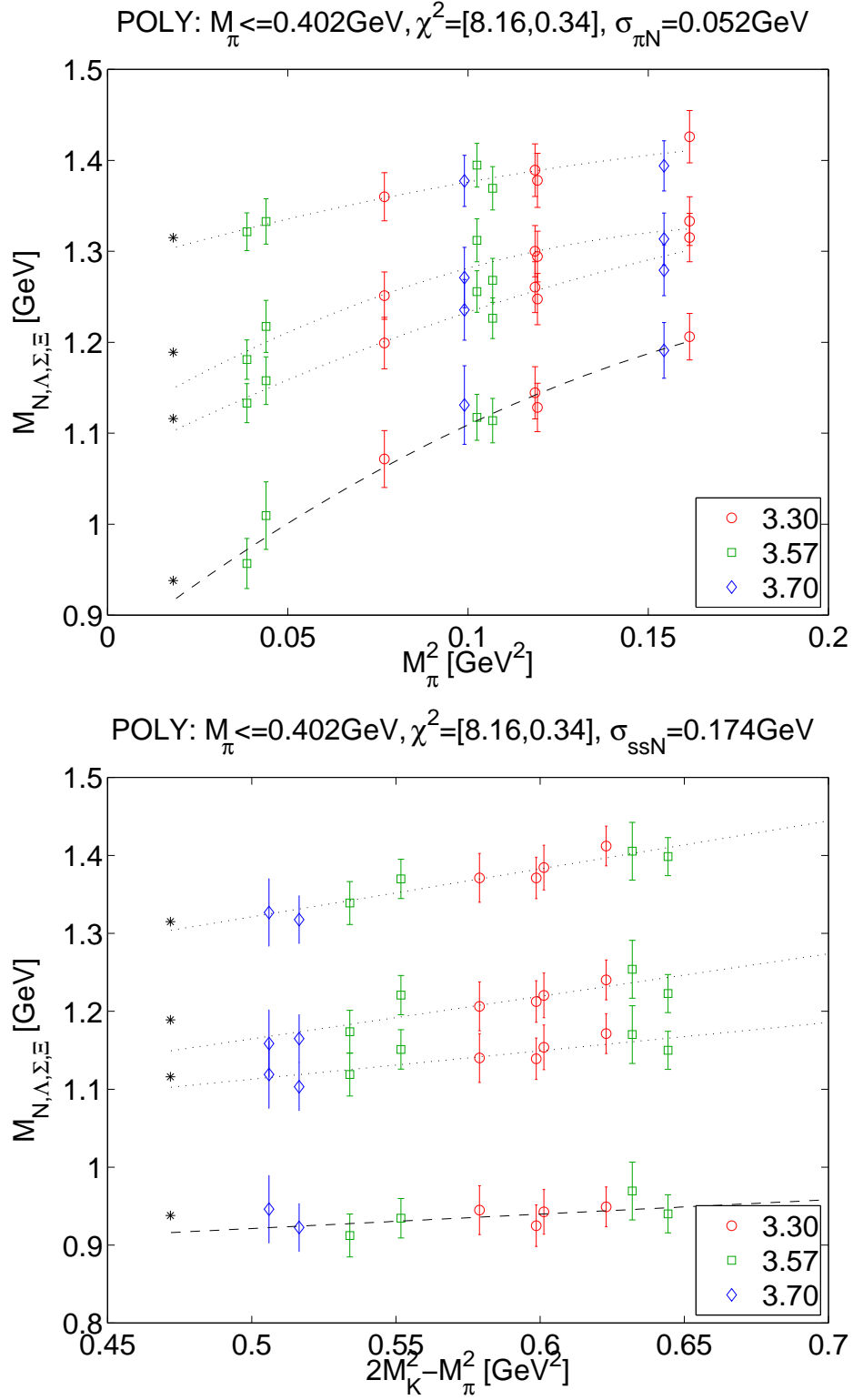


Figure 4: Result of one particular “snapshot fit” with the global polynomial ansatz, where the scale is set through the Ω , with $M_\pi < 410 \text{ MeV}$. The same shift procedure (4.1) has been applied to the data as in Fig. 2.

a simple ansatz like (5.3) or (5.4) this can even be done analytically, giving

$$\sigma_{\pi N} = m_{ud} \left. \frac{\partial M_N}{\partial m_{ud}} \right|_{\text{phys}} = M_\pi^2 \frac{\partial M_N}{\partial M_\pi^2} = \left[\frac{M_\pi^2}{M_N} \right]_{\text{phys}} c_1 \quad (5.5)$$

$$\sigma_{\bar{s}s N} = 2m_s \left. \frac{\partial M_N}{\partial m_s} \right|_{\text{phys}} = 2M_{\bar{s}s}^2 \frac{\partial M_N}{\partial M_{\bar{s}s}^2} = 2 \left[\frac{M_{\bar{s}s}^2}{M_N} \right]_{\text{phys}} c_3 \quad (5.6)$$

$$y = \frac{m_s}{m_{ud}} \left. \frac{\sigma_{\bar{s}s N}}{\sigma_{\pi N}} \right|_{\text{phys}} = 2c_3/c_1. \quad (5.7)$$

In the same spirit, one may consider a global polynomial or rational ansatz which fits the entire baryon octet at once. In this case setting the scale through an octet member would introduce some asymmetry, and it seems advisable to include one more fit to use $X = \Omega$ for this purpose.

With the same cautionary remarks applicable as in Sec. 4, we show some “snapshot fits” to the ansätze (5.3) and (5.4) in Fig. 3. They yield $\sigma_{\pi N} = 53(14)_{\text{stat}}$ MeV and $\sigma_{\pi N} = 44(6)_{\text{stat}}$ MeV, respectively, with the quoted errors being statistical only. The result of a joint “snapshot fit” to the full octet is presented in Fig. 4. Here, the scale is set through the Ω , and the same pion mass cut $M_\pi < 410$ MeV is used as in Fig. 2. Both $\sigma_{\pi N} = 52(10)_{\text{stat}}$ MeV and $y_N \sim 0.13$ are well compatible with what was found in the CBXPT approach. In fact, with either fit the strangeness content is well consistent with zero. Going back to Fig. 1 and the bottom panel of Fig. 2 or Fig. 4 it appears that this is linked to our strange masses being slightly above the physical target value. Likely, with simulated values of $2M_K^2 - M_\pi^2$ covering the entire range between (say) 0.3 GeV^2 and 0.65 GeV^2 [such that the physical value of 0.47 GeV^2 would be the center of this range] one would have a better chance of determining the slope. Note that for the other octet members, the situation looks better, since their slope in the $\bar{s}s$ direction seems to be larger.

6. Preliminary results and outlook

Given the discussion in the previous two sections, it is clear how we should proceed to come up with a valid determination of the nucleon sigma terms (or equivalently of $\sigma_{\pi N}$, y_N) and analogous sigma terms for the baryon octet states.

We have implemented several functional ansätze to describe the dependence of the baryon state on $(M_\pi^2, M_{\bar{s}s}^2)$. Both the CBXPT ansatz tested in Sec. 4 and the family of polynomial and rational ansätze tested in Sec. 5 yield reasonable results for the sigma terms (and in the former case also for the low-energy parameters). With such an interpolation in hand, one may compute the derivatives with respect to M_π^2 , $M_{\bar{s}s}^2$, at the physical mass point. In some cases this is a simple function of the fitted parameters. In other cases it proves more convenient to evaluate the derivatives with respect to the measured M_π , M_K and to convert via

$$\begin{aligned} \sigma_{\pi N}(m_{ud}) &\simeq M_\pi^2 \left. \frac{dM_N}{dM_\pi^2} \right|_{M_{\bar{s}s} \text{ fixed}} = M_\pi^2 \frac{\partial M_N(M_\pi, M_K)}{\partial M_\pi^2} + M_\pi^2 \frac{\partial M_N(M_\pi, M_K)}{\partial M_K^2} \frac{\partial M_K^2}{\partial M_\pi^2} \Big|_{M_{\bar{s}s} \text{ fixed}} \\ &= \frac{M_\pi}{2} \frac{\partial M_N(M_\pi, M_K)}{\partial M_\pi} + \frac{M_\pi^2}{4M_K} \frac{\partial M_N(M_\pi, M_K)}{\partial M_K} \end{aligned} \quad (6.1)$$

$$\begin{aligned} \sigma_{\bar{s}s N}(m_s) &\simeq 2M_{\bar{s}s}^2 \left. \frac{dM_N}{dM_{\bar{s}s}^2} \right|_{M_\pi \text{ fixed}} = 2M_{\bar{s}s}^2 \frac{\partial M_N(M_\pi, M_K)}{\partial M_K^2} \frac{\partial M_K^2}{\partial M_{\bar{s}s}^2} \Big|_{M_\pi \text{ fixed}} \\ &= \frac{M_{\bar{s}s}^2}{2M_K} \frac{\partial M_N(M_\pi, M_K)}{\partial M_K} \end{aligned} \quad (6.2)$$

where again everything is evaluated at the physical mass point.

What remains to be done is the systematic variation of all ansätze over the original fitting window, over the pion mass cut, and over the scaling pattern of potential discretization effects. Of course, all of this should be done on $O(1000)$ bootstrap samples to assess the statistical uncertainty, but this part is standard. This kind of machinery was used in Ref. [4] to give a reliable assessment of both the statistical and the systematic uncertainty of the observable of interest (f_K/f_π).

For the pion-nucleon sigma term in MeV units our fits usually yield values in the lower fifties with typically about ten MeV statistical error. With hindsight we thus anticipate that the final result will be in the range of $\sigma_{\pi N} \simeq 50(10)(10)$ MeV, where in each slot only one digit is meant to be significant. Regarding $\sigma_{\bar{s}sN}$ or y_N the situation is less convincing. With the “6 stout” dataset depicted in Fig. 1 we obtain, with each ansatz, large statistical errors and non-negligible spreads among the ansätze. Currently, a value like $y_N \simeq 0.1(2)(1)$ seems appropriate, which would not even tell whether there is a non-zero strangeness content at all. Our current understanding suggests that, in order to obtain a substantially more precise value, one would have to add simulation points with significantly smaller strange quark mass than we have right now.

Acknowledgments

This work is part of an ongoing collaboration between the universities of Wuppertal and Regensburg in the framework of SFB TR-55. Computations were performed using HPC resources from FZ Jülich and GENCI-[CCRT/IDRIS] (grant 52275), as well as clusters at Wuppertal and CPT. This work is supported in part by EU grants FP7/2007-2013/ERC n^o 208740, MRTN-CT-2006-035482 (FLAVIANet), OTKA grant AT049652, DFG grant FO502/2, SFB-TR 55, U.S. Department of Energy Grant No. DE-FG02-05ER25681, CNRS grants GDR n^o 2921 and PICS n^o 4707.

References

- [1] S. Collins, G. Bali, A. Nobile, A. Schafer, Y. Nakamura and J. Zanotti, arXiv:1011.2194 [hep-lat].
- [2] L. S. Brown, Phys. Rev. **187**, 2260 (1969).
- [3] S. Dürr *et al.* [BMW Collaboration], Science **322**, 1224 (2008) [0906.3599, hep-lat].
- [4] S. Dürr *et al.* [BMW Collaboration], Phys. Rev. D **81**, 054507 (2010) [1001.4692, hep-lat].
- [5] S. Dürr *et al.* [BMW Collaboration], Phys. Rev. D **79**, 014501 (2009) [0802.2706, hep-lat].
- [6] J. Gasser and H. Leutwyler, Annals Phys. **158**, 142 (1984).
- [7] J. Gasser and H. Leutwyler, Nucl. Phys. B **250**, 465 (1985).
- [8] S. Weinberg, Physica A **96**, 327 (1979).
- [9] J. Gasser, M. E. Sainio and A. Svarc, Nucl. Phys. B **307**, 779 (1988).
- [10] E. E. Jenkins and A. V. Manohar, Phys. Lett. B **255**, 558 (1991).
- [11] V. Bernard, N. Kaiser, J. Kambor and U. G. Meissner, Nucl. Phys. B **388**, 315 (1992).
- [12] T. R. Hemmert, B. R. Holstein and J. Kambor, J. Phys. G **24**, 1831 (1998) [hep-ph/9712496].
- [13] T. Becher and H. Leutwyler, Eur. Phys. J. C **9**, 643 (1999) [hep-ph/9901384].

- [14] B. Borasoy and U. G. Meissner, *Annals Phys.* **254**, 192 (1997) [hep-ph/9607432].
- [15] J. F. Donoghue, B. R. Holstein and B. Borasoy, *Phys. Rev. D* **59**, 036002 (1999) [hep-ph/9804281].
- [16] B. Borasoy, *Eur. Phys. J. C* **8**, 121 (1999) [hep-ph/9807453].
- [17] D. B. Leinweber, A. W. Thomas, K. Tsushima and S. V. Wright, *Phys. Rev. D* **61**, 074502 (2000) [hep-lat/9906027].
- [18] R. D. Young, D. B. Leinweber and A. W. Thomas, *Prog. Part. Nucl. Phys.* **50**, 399 (2003) [hep-lat/0212031].
- [19] A. Walker-Loud *et al.*, *Phys. Rev. D* **79**, 054502 (2009) [0806.4549, hep-lat].
- [20] B. C. Tiburzi and A. Walker-Loud, *Phys. Lett. B* **669**, 246 (2008) [0808.0482, nucl-th].
- [21] A. Walker-Loud, *PoS LATTICE2008*, 005 (2008) [0810.0663, hep-lat].
- [22] M. Dorati, T. A. Gail and T. R. Hemmert, *Nucl. Phys. A* **798**, 96 (2008) [nucl-th/0703073].
- [23] U. G. Meissner, hep-ph/9709402.
- [24] K. Nakamura [Particle Data Group], *J. Phys. G* **37**, 075021 (2010).