

# Pathways to Recovery among Homeless People with Mental Illness: Is Impulsiveness Getting in the Way?

The Canadian Journal of Psychiatry /  
La Revue Canadienne de Psychiatrie

1-11

© The Author(s) 2019

Article reuse guidelines:



sagepub.com/journals-permissions

DOI: 10.1177/0706743719885477

TheCJP.ca | LaRCP.ca



**Trajectoires de rétablissement chez les personnes en situation d'itinérance vivant avec une maladie mentale: l'impulsivité est-elle un obstacle?**

Marichelle C. Leclair, MSc<sup>1,2</sup> , Ashley J. Lemieux, PhD<sup>2,3</sup>,  
Laurence Roy, PhD<sup>2,4,5</sup>, Michael S. Martin, PhD<sup>6</sup> ,  
Eric A. Latimer, PhD<sup>5,7</sup>, and Anne G. Crocker, PhD<sup>2,3,8</sup>

## Abstract

**Objective:** This study investigates the association between impulsiveness and six dimensions of recovery among homeless people with mental illness.

**Method:** The sample was composed of 418 participants of a randomized controlled trial of Housing First, a recovery-oriented program that provides immediate access to permanent housing. The reliable change index method was used to provide an estimate of the statistical and clinical significance of the change from baseline to 24 months (i.e., clinically meaningful improvement), on outcomes that pertain to recovery dimensions: psychiatric symptoms (clinical), physical health and substance use problems (physical), residential stability (functional), arrests (criminological), community integration (social), and hope and personal confidence (existential). We tested for the effect of impulsiveness, assessed with the Barratt Impulsiveness Scale–11, on clinically meaningful improvement on each specific outcome, adjusting for age, gender and intervention assignment, as both intervention arms were included in the analysis.

**Results:** For every increase in total impulsiveness score by one standard deviation, the odds of experiencing clinically meaningful improvement decreased by 29% ( $OR = 0.71$ , 95% CI, 0.55 to 0.91) on the clinical dimension and by 53% ( $OR = 0.47$ , 95% CI, 0.32 to 0.68) on the existential dimension. However, changes in outcomes pertaining to physical, functional, criminological, and social dimensions were not significantly influenced by impulsiveness.

**Conclusions:** Findings highlight the importance of addressing impulsiveness in the context of recovery-oriented interventions for homeless people with mental illness. Further research may be required to improve interventions that are responsive to unique needs of impulsive individuals to support clinical and existential recovery.

<sup>1</sup> Department of Psychology, Université de Montréal, Montréal, Québec, Canada

<sup>2</sup> Institut national de psychiatrie légale Philippe-Pinel, Montréal, Québec, Canada

<sup>3</sup> School of Criminology, Université de Montréal, Montréal, Québec, Canada

<sup>4</sup> School of Physical & Occupational Therapy, McGill University, Montréal, Québec, Canada

<sup>5</sup> Douglas Mental Health University Institute, Montréal, Québec, Canada

<sup>6</sup> School of Epidemiology and Public Health, University of Ottawa, Ottawa, Ontario, Canada

<sup>7</sup> Department of Psychiatry, McGill University, Montréal, Québec, Canada

<sup>8</sup> Department of Psychiatry & Addictions, Université de Montréal, Montréal, Québec, Canada

## Corresponding Author:

Marichelle C. Leclair, MSc, Institut national de psychiatrie légale Philippe-Pinel, 10905, Henri-Bourassa Est, Montréal, QC, Canada H1C 1H1.

Email: marichelle.leclair@umontreal.ca

## Abrégé

**Objectif :** La présente étude porte sur l'association entre l'impulsivité et six dimensions du rétablissement chez des personnes en situation d'itinérance vivant avec une maladie mentale.

**Méthode :** L'échantillon est composé de 418 participants à un essai randomisé contrôlé de l'approche Logement d'abord, un programme axé sur le rétablissement qui offre un accès immédiat à un logement permanent. La méthode de l'indicateur de changement fiable a été utilisée afin de fournir une estimation de la signification statistique et clinique du changement de l'entrée dans l'étude à 24 mois (c.-à-d., une amélioration cliniquement significative) pour les mesures qui ont trait aux dimensions du rétablissement: symptômes psychiatriques (clinique), santé physique et problèmes liés à l'utilisation de substances (physique), stabilité résidentielle (fonctionnelle), arrestations (criminologique), intégration communautaire (social) et espoir et confiance en soi (existential). Nous avons testé l'effet de l'impulsivité, évaluée à l'aide de l'échelle d'impulsivité de Barratt, sur l'amélioration cliniquement significative pour chaque mesure, en ajustant pour l'âge, le genre et l'assignation à une intervention, les deux volets de l'intervention étant inclus dans l'analyse.

**Résultats :** Pour chaque augmentation du score total d'impulsivité d'un écart-type, les probabilités de connaître une amélioration cliniquement significative diminuaient de 29% ( $RC = 0,71$ ; IC à 95% 0,55 à 0,91) pour la dimension clinique et de 53% ( $RC = 0,47$ ; IC à 95% 0,32 à 0,68) pour la dimension existentielle. Toutefois, les dimensions physique, fonctionnelle, criminologique et sociale n'étaient pas influencées significativement par l'impulsivité.

**Conclusions :** Les résultats soulignent l'importance de prendre en compte l'impulsivité dans le contexte d'interventions axées sur le rétablissement pour les personnes en situation d'itinérance vivant avec une maladie mentale. Des recherches futures pourraient être nécessaires pour améliorer les interventions afin qu'elles soutiennent mieux le rétablissement clinique et existentiel en répondant aux besoins uniques des personnes impulsives.

## Keywords

recovery, impulsiveness, mental illness, homeless

The concept of recovery, understood as a continual, non-linear, dynamic process by which individuals with mental illness gain or regain a sense of empowerment over their own lives,<sup>1,2</sup> is at the center of mental health services and interventions.<sup>3,4</sup> It has been suggested that research on recovery and program evaluation adapt by changing the metrics used to define success<sup>5,6</sup>—with holistic, dimensional measures being best aligned with service users' experience of recovery.<sup>7</sup>

Building on existing definitions of recovery as a dimensional construct,<sup>8,9</sup> Whitley and Drake<sup>1</sup> proposed a framework of five broad superordinate dimensions of recovery in which specific components or existing models can be operationalized: clinical, physical, functional, social, and existential. In addition to being holistic, the strength of this framework is its flexibility: It promotes a person-centered, consumer-defined approach to recovery in clinical settings, and it assists in the conceptualization of recovery for multiple subpopulations in the context of research. While this framework has been used primarily to structure qualitative findings,<sup>10,11</sup> it is also promising for structuring quantitative investigations and identifying more focused, measurable recovery components.

Such a flexible framework is useful when investigating recovery among people who experience both mental illness and homelessness, as they face unique barriers to recovery.<sup>12-19</sup> In addition to residential instability, this group of persons experiences disproportionate justice involvement.<sup>20,21</sup> A scoping review of the literature on the experience of recovery among justice-involved individuals with

mental illness<sup>22</sup> has argued that criminological recovery should be included in Whitley and Drake's framework<sup>1</sup> when studying marginalized populations. Both this review and the qualitative findings of the At Home/Chez Soi (AHCS) demonstration project<sup>23</sup> generated important insights on which measurable components of recovery may best capture the six dimensions of recovery among homeless individuals with mental illness.<sup>24-26</sup> Accessing and maintaining housing (functional), breaking social isolation and finding a sense of community belonging (social), rebuilding self-esteem and regaining hope (existential), improving one's physical health (physical), and gaining a sense of control over substance use problems (physical) and mental illness symptoms (clinical) were highlighted by participants as significant aspects in their pathways towards recovery.<sup>24-26</sup> Some justice-involved participants also underscored that multiple interactions with the justice system (criminological) contributed to their impression of feeling "stuck" on their pathway to recovery.<sup>24</sup>

Narratives from people experiencing homelessness draw attention to the potentially disruptive impact of impulsive behaviors.<sup>24,27</sup> Impulsiveness—understood as a propensity to act in a sudden and unplanned manner with little consideration of consequences<sup>28</sup>—makes it difficult to inhibit certain behaviors to which immediate gratification is associated, impeding one's ability to successfully pursue long-term goals.<sup>29,30</sup> Systematic or narrative reviews of the literature have shown that impulsiveness is overrepresented among people with several mental illnesses<sup>28,31</sup> and that it may be a risk factor

for substance abuse,<sup>32</sup> as well as violence and aggression.<sup>33,34</sup> There is also some evidence that impulsiveness is associated with greater health-related disability among people with major depression<sup>35</sup> and higher social dysfunction among people with substance use disorder.<sup>36,37</sup> Among people in recovery of substance abuse, resistance to impulses also promotes hope: It increases the ability to envision long-term goals and to develop a plan to reach those goals.<sup>38</sup> Finally, although there is very little research on the role of impulsiveness on residential stability, several of these outcomes are associated with homelessness.

The few studies examining the role of impulsiveness on change in outcome value among people with mental illness suggest that impulsiveness could impede recovery.<sup>37,39,40</sup> Impulsiveness has been shown to increase active psychiatric symptomatology through poor medication adherence among people with bipolar disorder.<sup>40</sup> It also leads to high dropout rates in addictions treatment and increased rates of relapse after program completion.<sup>39</sup> Impulsiveness also predicts poorer improvement in social quality of life in a sample of people in methamphetamine treatment.<sup>37</sup> Impulsiveness may thus influence many components of recovery relevant to homeless people with mental illness.

## Purpose of the Study

The objective of this article is to test whether impulsiveness predicts clinically meaningful improvement on seven outcomes that pertain to six dimensions of recovery among homeless people with mental illness: psychiatric symptomatology (clinical), physical health and substance use problems (physical), residential stability (functional), arrests (criminological), community integration (social), and hope and personal confidence (existential). Based on the literature, we expect impulsiveness to be associated with lower odds of clinically meaningful improvement for all outcomes.

## Methods

### Study Design and Participants

This study examined a sample of participants recruited for the Montréal site of the AHCS study, a randomized trial of Housing First,<sup>23</sup> a recovery-oriented program that provides immediate access to permanent housing. The Montréal site was the only site of five to include a measure of impulsiveness.

To be eligible, participants had to be 18 years or older, absolutely homeless or precariously housed with recent episodes of homelessness, and have a diagnosis of serious mental disorder (psychotic disorder, mood disorder with psychotic features, major depressive episode, manic/hypomanic episode, panic disorder, or post-traumatic stress disorder) as determined by Diagnostic and Statistical Manual of Mental Disorders-IV (DSM-IV) criteria on the Mini-International Neuropsychiatric Interview.<sup>41</sup> The registered

**Table 1.** Description of the Sample.

Variable	Total sample (N = 418)
Gender <sup>a</sup>	
Men	280 (67.0%)
Women	137 (32.8%)
Other genders	1 (0.2%)
Age at enrollment	44.1 (SD = 10.6)
Race/ethnicity	
White	318 (76.1%)
Indigenous	9 (2.2%)
Other <sup>b</sup>	91 (21.8%)
Diagnosis at enrollment <sup>c</sup>	
Psychotic disorder	146 (34.9%)
Mood disorder with psychotic features	22 (5.3%)
Major depressive episode	213 (51.0%)
Manic or hypomanic episode	17 (4.1%)
Panic disorder	67 (16.0%)
Post-traumatic stress disorder	60 (14.4%)
Alcohol dependence or abuse	147 (35.2%)
Substance dependence or abuse	212 (50.7%)
Years of education	10.8 (SD = 3.3)
Number of types of adverse childhood events	4.2 (SD = 2.8)
Monthly income at enrollment	CA\$851 (SD = \$613)
Criminal record	275 (65.8%)

Note. This table describes participants who have answered the Barratt Impulsiveness Scale–11 at 6 months and who had a final interview.

<sup>a</sup>Binary genders (women, men) include both cisgender and transgender participants based on self-report. The category “other genders” was used for participants who did not identify with a binary gender.

<sup>b</sup>Other includes Black, East Asian, Indian Caribbean, Latin American, Middle Eastern, South Asian, Southeast Asian, and mixed ethnicity.

<sup>c</sup>Participants could have more than one diagnosis.

protocol provides details on the eligibility criteria and procedures.<sup>23</sup> The appropriate institutional research ethics approvals were obtained, and all participants provided written informed consent to participate in the study.

Of the 469 participants interviewed at baseline, 441 completed the Barratt Impulsiveness Scale–11<sup>30</sup> (BIS-11; participants who answered fewer than 10 items were excluded), and among whom 418 participants completed the final interview (at 21 or 24 months). The main characteristics of the sample are presented in Table 1. Participants included in the present analyses were similar to those who were not (see Table S1 in the Online Supplement).

## Measures

**Impulsiveness.** The BIS-11<sup>30</sup> is a 30-item self-report measure (possible range: 30 to 120, higher score indicating greater impulsiveness) that measures attention, cognitive instability, motor impulsiveness, perseverance, self-control, and cognitive complexity. It was administered at the 6 month interview. To deal with missing items, we prorated the total item score. We standardized the variable to ease interpretation (i.e., centered on the mean, one unit change represents one standard deviation). The mean total score on the BIS-11 was

**Table 2.** Variables Selected for the Six Dimensions of Recovery along with the Associated Scales or Measures as well as their Reliability and Clinical Cutoff Scores.

Variables and Recovery Dimensions	Scale/Measure	Reliability	Clinical Cutoff Scores
Clinical: Psychiatric symptoms	Colorado Symptom Index	$\alpha = 0.88^a$	$\geq 30^d$
Physical:	(1) Short Form 12–Physical component	(1) $\alpha = 0.82^a$	(1) $< 46.8^e$
(1) Physical health	(2) Global Assessment of Individual Needs –Substance Problem Scale– Short Screener	(2) $\alpha = 0.89^a$	(2) $\geq 2^d$
(2) Substance use problems			
Functional: Residential stability	Residential Timeline Follow-Back (percentage of days stably housed)	ICC = 0.80 <sup>b</sup>	$< 100\%$
Criminological: Arrests	Health, Social and Justice Service Use (number of arrests)	ICC = 0.67 <sup>c</sup>	$> 0$
Social: Community integration	Community Integration Scale–Sense of Belonging subscale	$\alpha = 0.75^a$	$\leq 12$
Existential: Hope and personal confidence	Recovery Assessment Scale–Hope and Personal Confidence subscale	$\alpha = 0.82^a$	$\leq 26^e$

Note. ICC: intraclass correlation.

<sup>a</sup>Cronbach's  $\alpha$  calculated using the baseline assessment.

<sup>b</sup>Test–retest reliability identified in the literature.<sup>52</sup>

<sup>c</sup>Correlation between self-reported and administrative number of arrests identified in the literature.<sup>53</sup>

<sup>d</sup>Cutoff score identified in the literature.<sup>54,55</sup>

<sup>e</sup>Computed using Formula C from Jacobson and Truax,<sup>50</sup> with normative mean and standard deviation identified from a systematic literature review<sup>56</sup> or large random samples.<sup>57</sup>

68.1 ( $SD = 10.8$ ). We elected to use only the total score, as opposed to scores pertaining to the subscales, as past research has found the factor structure to be unstable.<sup>42–48</sup> The internal consistency was fair ( $\alpha = 0.76$ ), which is comparable to other psychometric studies of the BIS-11.<sup>42</sup>

**Recovery.** Since recovery is a deeply personal experience<sup>49</sup> for which empowerment is a central pillar, we privileged self-reported outcomes. Each outcome was operationalized using a dichotomized measure of clinically meaningful improvement,<sup>50,51</sup> which was obtained through two steps. First, we computed a reliable change index,<sup>50</sup> using the Cronbach's  $\alpha$  of the scale or an intraclass correlation coefficient as reliability measurement.<sup>51</sup> When the absolute value is larger than 1.96, the change is said to be reliable at an alpha of 0.05. Second, we identified a cutoff score that distinguished “cases” (Note 1) from “non-cases,” from the literature, theoretical grounds, or formulas recommended by Jacobson and Truax.<sup>50</sup> Participants were considered to have improved in a clinically meaningful manner if they had both improved in a statistically reliable manner and were classified as a non-case at the end of follow-up. We included only participants who were considered cases at baseline on that specific outcome. Table 2 summarizes the outcomes, the scales or measures used, details pertaining to the reliability coefficients used, and the cutoff scores.

**Clinical: Psychiatric symptomatology.** The Colorado Symptom Index measures the presence and frequency of psychiatric symptoms<sup>58,59</sup> in the past month through 14 items (possible range: 14 to 70, higher scores indicate greater symptomatology). A cutoff score of 30 was selected based on the literature (sensitivity = 0.76, specificity = 0.68).<sup>54</sup>

**Physical: Physical health and substance use problems.** We used the physical component summary of the Short Form 12 survey (possible range: 0 to 100, higher scores indicate better health status) to assess physical functioning and bodily pain in the past month.<sup>60</sup> A cutoff score of 46.8 was calculated<sup>50</sup> using norms ( $M = 47.4$ ,  $SD = 9.53$ ) identified from the literature.<sup>57</sup>

Because over half of the sample has a substance use disorder, we included a second outcome to the physical dimension, using the Global Assessment of Individual Needs (GAIN)–Substance Problem Scale–Short Screener,<sup>61</sup> which assesses the number of problems related to drug and alcohol use in the past month through 5 items (possible range: 0 to 5). A cutoff score of 2 was selected based on the literature (sensitivity = 0.91, specificity = 0.96).<sup>61</sup>

**Functional: Residential stability.** The percentage of days stably housed was assessed using the Residential Timeline Follow-Back questionnaire for the 3 month period prior to the interview.<sup>52</sup> Stable housing was defined as living in one's own room, apartment, or with one's family, and expecting to remain in this residence for at least 6 months or having tenancy rights. Because service providers continue working with clients until they are stably housed, we defined cases as those who did not spend 100% of days in stable housing. In several instances, participants were considered fully stably housed even though they had spent a number of days in institutions (e.g., hospitals) if they had continued to have a permanent stable residence.

**Criminological: arrests.** We assessed the number of self-reported arrests in the prior 6 months<sup>23</sup> and defined cases as those with any arrests.

**Table 3.** Description of the Six Recovery Dimensions at Baseline and at the Final Interview along with the Proportion of Baseline Cases having Experienced Clinically Meaningful Improvement.

Details	Clinical	Physical	Criminological	Functional	Social	Existential	
	Psychiatric Symptoms	Physical Health	Substance Use Problems	Arrests	Residential Stability	Community Integration	Hope and Personal Confidence
At baseline							
Mean value (SD)	38.6 (11.1)	46.0 (11.7)	1.53 (1.77)	0.43 (1.73)	9.1% (24.0%)	10.8 (3.96)	24.6 (5.51)
25th to 75th percentile	31 to 46	37 to 55	0 to 3	0 to 0	0 to 0	8 to 13	21 to 28
Cases	79.1% (330/417)	50.4% (210/417)	39.1% (159/407)	19.8% (82/415)	98.3% (403/410)	68.3% (280/410)	59.8% (248/415)
At final interview							
Mean value (SD)	30.4 (10.7)	46.3 (12.1)	1.27 (1.59)	0.18 (0.67)	65.3% (46.8%)	12.7 (3.53)	26.7 (4.81)
25th to 75th percentile	22 to 38	40 to 55	0 to 2	0 to 0	0 to 100	10 to 15	24 to 30
Experienced clinically meaningful improvement <sup>a</sup>	32.8% (108/329)	19.6% (41/209)	44.7% (71/159)	12.2% (10/82)	57.3% (225/393)	28.0% (78/279)	24.5% (60/245)

<sup>a</sup>Including only participants classified as cases at baseline.

**Table 4.** Odds Ratio Associated with Clinically Meaningful Improvement in the Six Dimensions along with 95% Confidence Intervals.

Variables	Clinical	Physical	Criminological	Functional	Social	Existential:	
	Psychiatric Symptoms (n = 329)	Physical Health (n = 209)	Substance Use Problems (n = 159)	Arrests (n = 82)	Residential Stability (n = 393)	Community Integration (n = 279)	Hope and Personal Confidence (n = 245)
Impulsiveness	<b>0.71 (0.55, 0.91)</b>	1.17 (0.80, 1.70)	1.09 (0.78, 1.53)	1.53 (0.73, 3.22)	0.89 (0.71, 1.11)	0.95 (0.73, 1.24)	<b>0.47 (0.32, 0.68)</b>
Age	0.94 (0.74, 1.18)	<b>0.63 (0.43, 0.93)</b>	1.23 (0.87, 1.74)	0.92 (0.43, 1.95)	<b>1.29 (1.03, 1.61)</b>	1.01 (0.77, 1.32)	0.85 (0.63, 1.17)
Male gender	<b>1.93 (1.15, 3.25)</b>	1.65 (0.77, 3.52)	1.86 (0.88, 3.93)	(omitted) <sup>a</sup>	0.80 (0.50, 1.27)	1.25 (0.70, 2.25)	<b>2.41 (1.20, 4.82)</b>
Housing First	0.81 (0.50, 1.31)	1.06 (0.51, 2.20)	1.25 (0.66, 2.39)	2.27 (0.52, 9.80)	<b>5.21 (3.34, 8.13)</b>	1.39 (0.80, 2.42)	1.08 (0.57, 2.05)
Intercept	<b>0.36 (0.21, 0.61)</b>	<b>0.18 (0.08, 0.40)</b>	0.46 (0.21, 1.00)	<b>0.07 (0.02, 0.27)</b>	<b>0.60 (0.38, 0.96)</b>	<b>0.27 (0.14, 0.50)</b>	<b>0.18 (0.09, 0.37)</b>

Note. Impulsiveness and age have been standardized. Odds ratios significant at  $\alpha = 0.05$  are in bold. The *n* values represent the number of participants who were considered cases at baseline.

<sup>a</sup>Because all those who improved in a clinically meaningful manner on the criminological dimension were men, we omitted the term for male gender.

**Social: Community integration.** The Community Integration Scale—Psychological Integration and Sense of Belonging subscale was specifically developed for the AHCS study.<sup>23</sup> It includes 4 items rated on a 5-point scale (e.g., “I interact with the people who live near me”), and higher scores indicate greater social integration (possible range: 4 to 20). Norms or a validated cutoff being unavailable, we used an arbitrary score of  $\leq 12$ , applying the following reasoning: for each item, a score of  $\leq 2$  indicates a disagreement with the statement, a score of 3 indicates neutrality, while a score of  $\geq 4$  indicates an agreement. This cutoff score thus allows to identify individuals who would generally disagree or feel neutral. This strategy has been used in other studies among homeless people and is supported by qualitative findings.<sup>62</sup>

**Existential: Hope and personal confidence.** We used the Hope and Personal Confidence subscale of the Recovery Assessment Scale,<sup>63</sup> which is constituted of questions related to self-efficacy, self-esteem, and hope. Higher scores indicate greater hope and personal confidence (possible range: 7 to 35). A cutoff score of 26 was calculated<sup>50</sup> using norms ( $M = 26.5$ ,  $SD = 1.3$ ) identified from a systematic review.<sup>56</sup>

**Exploratory analyses.** Based on the findings, we sought to understand what could explain the association between

impulsiveness and lower odds of improvement on the clinical dimension. We hypothesized that impulsiveness would reduce access to healthcare, measured using the Health Services Access questionnaire<sup>23</sup> at the 6 month interview.

## Analytic Approach

To measure the association of impulsiveness with clinically meaningful improvement on each specific outcome, we used logistic regressions, adjusting for age, male gender (Note 2) and intervention assignment (as both intervention arms were included in the analysis [Note 3]) using Stata 15.1. We selected covariates based on whether they could theoretically confound the association between impulsiveness and recovery. More specifically, they had to be associated to impulsiveness but could not be an effect of impulsiveness.<sup>66</sup> All sensitivity analyses are detailed in the Online Supplement.

## Results

For each outcome, Table 3 describes the number of participants who were classified as cases based on the clinical cutoff at baseline, along with the proportion of cases who experienced a clinically meaningful improvement.

Impulsiveness was associated with a lower likelihood of clinically meaningful improvement in clinical and existential dimensions, but no association was observed with the physical, functional, criminological, and social dimensions (see Table 4). On average, for every increase in impulsiveness by one standard deviation, the odds of experiencing clinically meaningful improvement decreased by 29% ( $OR = 0.71$ , 95% CI, 0.55 to 0.91) for the clinical dimension of recovery and by 53% ( $OR = 0.47$ , 95% CI, 0.32 to 0.68) for the existential dimension.

### Exploratory analyses

Impulsiveness was associated cross-sectionally with increased odds of not obtaining health care when the need arises ( $OR = 1.51$ , 95% CI, 1.22 to 1.88, adjusting for all covariates), which in turn predicted lower odds of clinically meaningful improvement on the clinical dimension ( $OR = 0.49$ , 95% CI, 0.30 to 0.83, adjusting also for impulsiveness).

## Discussion

The objective of the study was to measure the association of impulsiveness with clinically meaningful improvement among homeless people with mental illness on six dimensions of recovery.<sup>1,22</sup> Our hypothesis was partly confirmed: Impulsiveness predicted lower odds of improving in a clinically meaningful manner for clinical and existential dimensions, but not for physical, functional, criminological, and social dimensions.

The prospective association of impulsiveness with lower odds of improving in a clinically meaningful manner in terms of psychiatric symptomatology suggests that the role of impulsiveness in mental illness symptoms is more than an artefact of the presence of behavioral disinhibition among the diagnosis criteria for several mental disorders.<sup>28</sup> It may suggest that people who are highly impulsive may be less likely to adhere to psychotherapies or pharmacotherapies. Belzeaux et al.<sup>40</sup> found that impulsiveness reduced adherence to medication, and that this association was not mediated by substance use disorder. An exploratory analysis of our data reveals that access to health care may also be a concern, and that reasons for nonaccess should be further investigated. The literature also shows that individuals who experience emotional distress may shift their focus away from long-term goals towards the short-term goal of alleviating the sensation, resulting in lower impulse control.<sup>67</sup> For example, individuals with heightened impulsiveness use fewer adaptive emotional regulation strategies when exposed to trauma, resulting in greater depression symptoms.<sup>68</sup> The high prevalence of adverse childhood experiences<sup>69</sup> and victimization,<sup>20</sup> as well as the experience of other long-standing trauma<sup>24</sup> among homeless people with mental illness may thus constitute an additional challenge for resistance to impulsiveness and highlights the importance of trauma-informed care.<sup>70</sup>

Our findings also suggest that impulsiveness is associated with lower odds of clinically meaningful improvement in one's sense of hope, self-esteem, and self-efficacy. Although a similar finding had been found among adolescents,<sup>71</sup> personal confidence and self-efficacy have long been considered a stable personality trait among adults.<sup>72,73</sup> But in our sample, every increase in impulsiveness score by a standard deviation halved the odds of improving in a clinically meaningful manner on hope and personal confidence. Auerbach and Gardiner<sup>71</sup> had hypothesized that acting without forethought of consequences resulted in careless behaviors, which people may later regret or for which they later blamed themselves. Impulsive people have also been shown to engage in fewer adaptive counterfactual ("if-then") thinking (i.e., where someone reflects on a negative event, proposing an alternative that could have led to a more positive outcome),<sup>74</sup> which allows to turn a failure into an opportunity for further goal pursuit<sup>75</sup> and enhances self-efficacy.<sup>76</sup> Some dimensions of impulsiveness are also associated with difficulties in inhibiting coping strategies that rely on self-blame and catastrophizing,<sup>68</sup> which could in turn negatively impact one's self-efficacy and hope in the future.

While impulsiveness is a known risk factor for adverse outcomes on physical, functional, criminological, or social dimensions, our findings suggest that it may not interfere with the recovery process. We expected to find an association between impulsiveness and lower odds of clinically meaningful improvement on substance use problems. This was not the case. Given that we used a validated cutoff score<sup>55</sup> and that the odds ratio was close to the null effect, this finding is unlikely to be an artefact of the cutoff score or a lack of statistical power. One possible explanation for this nonassociation may relate to the motivational interviewing and harm reduction approaches used by AHCS case managers to address substance use. Improvements made in this context may not be as highly susceptible to the client's impulsiveness as traditional addiction treatment programs. Furthermore, the GAIN amalgamates problems caused by all substances (alcohol, stimulants, opiates, etc.) into a single score. Impulsiveness and substance abuse may have a distinct causal relationship for different groups of substance,<sup>32</sup> which may not be reflected in our analysis. A more specific scale may be required for highly vulnerable study populations such as homeless people with mental illness.

## Implications

These findings regarding clinical and existential recovery dimensions highlight the importance of taking impulsiveness into account in the context of recovery-oriented interventions for homeless people with mental illness. A first approach could directly target impulsiveness, under the assumption that impulsiveness is a dynamic individual risk factor and that interventions may enhance impulse control. A systematic review of experimental interventions found that episodic future thinking (i.e., thinking about an episode from

one's future in vivid terms)<sup>77</sup> reduced impulsive choice.<sup>77</sup> It could thus be integrated into cognitive or behavioral interventions for individuals with high impulsiveness, such as self-control training<sup>78</sup> or mindfulness approaches.<sup>79,80</sup> However, given that nearly three quarters of AHCS participants demonstrated cognitive impairments,<sup>81</sup> implementing these strategies could prove challenging.

A second approach could seek to adapt recovery-oriented services to address the needs of their impulsive clients, under the assumption that impulsiveness is a stable trait or unlikely to change meaningfully among adults. Our findings suggest that impulsive individuals experience difficulties in accessing care, highlighting the importance of organizing community mental health services in ways that favor outreach to homeless clients with mental illness. Interventions that address hope, personal confidence, and self-efficacy among vulnerable populations are promising areas which nevertheless require more research. A systematic review highlighted some self-management strategies to foster hope identified by mental health service users, which included cognitive reframing, fighting isolation, and education regarding their symptoms.<sup>82</sup> The authors suggested that future interventions for hope enhancement among people with mental illness should focus on fostering relationships, developing a peer support network, formulating and pursuing realistic goals, and addressing specifically self-esteem and self-efficacy.<sup>82</sup> Clients with high impulsiveness may especially benefit from the assistance of case managers in developing skills for goal achievement. Given that hope, personal confidence, and self-efficacy are not only desirable endpoints but important factors on the pathways to other dimensions of recovery,<sup>83</sup> implementing strategies to foster hope and personal confidence has the potential to have a large impact on the clients' lives and well-being. Some compensatory strategies could also be considered to limit the impact of impulsive decisions, for which people may later blame themselves. For example, people with lived experience of homelessness highlighted that participating in a trust account (where the clients' finances are managed by the team, with individualized support for budget planning and management) was helpful in avoiding impulsive spending.<sup>27</sup> This voluntary compensatory strategy could easily be implemented by Assertive Community Treatment and intensive case management teams.

Implementing distress tolerance strategies as an adjunctive voluntary intervention could be an avenue of interest, both in terms of psychiatric symptoms and hope and personal confidence.<sup>84</sup> A study among psychiatric inpatients has shown that one's perceived ability to tolerate distress has a greater impact on symptoms related to trauma than one's actual ability—and that socioeconomically disadvantaged individuals were more likely to underestimate their distress tolerance.<sup>85</sup> Training case managers to promote the clients' self-efficacy in terms of distress tolerance could alleviate the negative effect of impulsiveness and improve resilience when facing obstacles to their long-term goals.

## Limitations

Each dimension of recovery encompasses a multitude of outcomes and recovery should be person-centered when addressed in the context of interventions. We selected the measurable outcomes that appear to best capture each recovery dimension among a sample of homeless people with mental illness and included in the AHCS protocol, though these are in no way exhaustive. Arguably, a multidimensional recovery scale could partly address this shortcoming,<sup>86,87</sup> but none had been developed at the time the study protocol was elaborated. Nevertheless, this is an early attempt to investigate recovery using an expanded version of a dimensional framework, and it demonstrates the importance of delineating various recovery dimensions. Second, validated or theoretically-grounded cutoff scores were unavailable for two outcomes. One should be careful in interpreting the size of the effect until findings are reproduced using validated cutoff scores. Finally, suicidality was not explicitly integrated into our model other than as an item on the Colorado Symptom Index. Given the high correlation between suicidality and impulsiveness (both in our data and in the literature)<sup>88</sup>, future studies should examine the potential interactions between impulsiveness, clinically meaningful improvements in terms of psychiatric symptoms as well as hope and personal confidence, and suicidality.

## Conclusion

This is the first study to use clinically relevant reliable change indices to examine recovery across multiple dimensions among homeless people with mental illness. The findings show that impulsiveness has a clinically meaningful impact on two important dimensions of recovery among this population: clinical and existential. This points to the importance of taking the clients' impulsiveness into account for service delivery and training Housing First staff to adopt various strategies to reduce the harms related to impulsiveness.<sup>89</sup> Clarifying the causal associations could be helpful to identify potential intervention targets that may be more liable to change than impulsiveness.

## Authors' Note

The views expressed herein solely represent those of the authors.

## Data Access

The data may be obtained from the first author upon request for the purpose of replication.

## Declaration of Conflicting Interests

The author(s) declared no potential conflicts of interest with respect to the research, authorship, and/or publication of this article.


## Funding

The author(s) disclosed receipt of the following financial support for the research, authorship, and/or publication of this article: Marichelle Leclair would like to acknowledge the financial support of

Fonds de recherche Québec—Société et Culture (FRQ-SC) in the form of an MSc fellowship, and Équipe Vulnérabilité, intégration sociale et violence (VISEV) as a bursary. She was also partly funded through Dr. Anne Crocker's William Dawson Award from McGill University in the first phases of the study. Dr. Ashley Lemieux was granted an FRQ-SC doctoral fellowship, a VISEV doctoral bursary, and a Graduate Excellence Fellowship in Mental Health Research from McGill University. Dr. Laurence Roy was supported by a postdoctoral fellowship grant from the Fonds de Recherche du Québec—Santé (FRQ-S). Dr. Michael Martin was supported in part by a Vanier Canada Graduate Scholarship. Dr. Crocker acknowledges the support of the Canadian Institutes of Health Research (CIHR) and the FRQ-S for consecutive salary awards while working on this study. We also thank Jayne Barker, PhD, Cameron Keller, and Catharine Hume, the Mental Health Commission of Canada, the At Home/*Chez Soi* national project leads, the late Paula Goering, PhD, national research lead, the national research team, the site coordinators, and the numerous service and housing providers, as well as persons with lived experience, who have contributed to this project. This research has been made possible through a financial contribution from Health Canada.

### ORCID iD

Marichelle C. Leclair, MSc  <https://orcid.org/0000-0002-9942-7244>

Michael S. Martin, PhD  <https://orcid.org/0000-0002-5056-618X>

### Notes

1. We use the term “case” to indicate participants who are above a clinical threshold and whose recovery may thus be examined.
2. Because only one participant reported identifying as a non-binary gender, we recategorized gender categories as male and non-male.
3. It should be noted that the present study does not seek to evaluate the effect of Housing First on recovery, as the effect of Housing First on various outcomes capturing recovery dimensions has been the subject of previous publications from the At Home/*Chez Soi* research team.<sup>22,64,65</sup>

### Supplemental Material

Supplemental material for this article is available online.

### References

1. Whitley R, Drake RE. Recovery: a dimensional approach. *Psychiatr Serv*. 2010;61(12):1248-1250.
2. Substance Abuse and Mental Health Services Administration. SAMHSA's Working Definition of Recovery. Rockville, MD: Substance and Mental Health Services Administration; 2012.
3. Kirby M. Toward recovery & well-being: a framework for a mental health strategy for Canada. Calgary (AB): Mental Health Commission of Canada; 2009:123.
4. World Health Organization. Mental health action plan 2013–2020. Geneva: World Health Organization; 2013.
5. Lloyd C, King R, Moore L. Subjective and objective indicators of recovery in severe mental illness: a cross-sectional study. *Int J Soc Psychiatr*. 2010;56(3):220-229.
6. Slade M. Everyday Solutions for everyday problems: how mental health systems can support recovery. *Psychiatr Serv*. 2012;63(7):702-704.
7. Hancock N, Bundy A, Honey A, Helich S, Tamsett S. Measuring the later stages of the recovery journey: insights gained from clubhouse members. *Community Ment Health J*. 2013; 49(3):323-330.
8. Jacobson N, Greenley D. What is recovery? A conceptual model and explication. *Psychiatr Serv*. 2001;52(4):482-485.
9. Davidson L, Roe D. Recovery from versus recovery in serious mental illness: one strategy for lessening confusion plaguing recovery. *J Ment Health*. 2007;16(4):459-470.
10. Windell DL, Norman R, Lal S, et al. Subjective experiences of illness recovery in individuals treated for first-episode psychosis. *Soc Psychiatry Psychiatr Epidemiol*. 2015;50(7): 1069-1077.
11. Cabassa LJ, Nicasio A, Whitley R. Picturing Recovery: a photovoice exploration of recovery dimensions among people with serious mental illness. *Psychiatr Serv*. 2013;64(9): 837-842.
12. Folsom DP, Hawthorne W, Lindamer LA, et al. Prevalence and risk factors for homelessness and utilization of mental health services among 10,340 patients with serious mental illness in a large public mental health system. *Am J Psychiatr*. 2005; 162(2):370-376.
13. Hwang SW, O'Connell JJ, Lebow JM, Bierer MF, Orav EJ, Brennan TA. Health care utilization among homeless adults prior to death. *J Health Care Poor Underserved*. 2001;12(1): 50-58.
14. Aubry T, Klodawsky F, Coulombe D. Comparing the housing trajectories of different classes within a diverse homeless population. *Am J Commun Psychol*. 2012;49(1–2):142-155.
15. Poremski D, Whitley R, Latimer EA. Barriers to obtaining employment for people with severe mental illness experiencing homelessness. *J Ment Health*. 2014;23(4):181.
16. Edens EL, Mares AS, Rosenheck RA. Chronically homeless women report high rates of substance use problems equivalent to chronically homeless men. *Women's Health Issues*. 2011; 21(5):383-389.
17. Padgett DK, Smith BT, Henwood BF, Tiderington E. Life course adversity in the lives of formerly homeless persons with serious mental illness: context and meaning. *Am J Orthopsychiatry*. 2012;82(3):421-430.
18. Meanwell E. Experiencing homelessness: a review of recent literature. *Sociol Compass*. 2012;6(1):72-85.
19. Patterson AA, Holden RR. Psychache and suicide ideation among men who are homeless: a test of Shneidman's model. *Suicide Life-Threat Behav*. 2012;42(2):147-156.
20. Roy L, Crocker AG, Nicholls TL, Latimer EA, Ayllon AR. Criminal behavior and victimization among homeless individuals with severe mental illness: a systematic review. *Psychiatr Serv*. 2014;65(6):739-750.
21. Chesnay C, Bellot C, Sylvestre MÈ. Taming disorderly people one ticket at a time: the penalization of homelessness in Ontario and British Columbia. *Can J Criminol Crim Just*. 2013;55(2):161-185.



22. Lemieux AJ. ? Expanding the concept of recovery for criminally involved persons: new meaning to the dignity of risk [Thesis]. [Montreal (QC)]: McGill University; 2019. p. 264.
23. Goering P, Streiner D, Adair CE, et al. The At Home/Chez Soi trial protocol: a pragmatic, multi-site, randomised controlled trial of a Housing First intervention for homeless individuals with mental illness in five Canadian cities. *BMJ*. 2011;1(2): e000323.
24. Patterson ML, Rezanoff SN, Currie L, Somers JM. Trajectories of recovery among homeless adults with mental illness who participated in a randomised controlled trial of housing first: a longitudinal, narrative analysis. *BMJ Open*. 2013;3(9). doi: 10.1136/bmjopen-2013-003442.
25. Macnaughton E, Townley G, Nelson G, et al. How does Housing First catalyze recovery?: Qualitative findings from a Canadian multi-site randomized controlled trial. *Am J Psychiatr Rehabil*. 2016;19(2):136-159.
26. Kirst M, Zenger S, Harris DW, Plenert E, Stergiopoulos V. The promise of recovery: Narratives of hope among homeless individuals with mental illness participating in a Housing First randomised controlled trial in Toronto, Canada. *BMJ Open* 2014;4(3):4379.
27. McAll C, Roy L, Keays N, Coulombe S, Doucet MJ. L'autonomie et ses soutiens. Montréal (QC); 2019. p. 8 [http://cremis.ca/sites/default/files/rapports-de-recherche/sra\\_document\\_5\\_lautonomie\\_et\\_ses\\_soutiens.pdf](http://cremis.ca/sites/default/files/rapports-de-recherche/sra_document_5_lautonomie_et_ses_soutiens.pdf)
28. Moeller FG, Barratt ES, Dougherty DM, Schmitz JM, Swann AC. Psychiatric aspects of impulsivity. *Am J Psychiatr*. 2001; 158(11):1783-1793.
29. Schmidt CA, Fallon AE, Coccaro EF. Assessment of behavioral and cognitive impulsivity: development and validation of the lifetime history of impulsive behaviors interview. *Psychiatr Res*. 2004;126(2):107-121.
30. Patton JH, Stanford MS, Barratt ES. Factor structure of the Barratt Impulsiveness Scale. *J Clin Psychol*. 1995;51(6): 768-774.
31. Faedda GL, Serra G, Marangoni C, et al. Clinical risk factors for bipolar disorders: a systematic review of prospective studies. *J Affect Disord*. 2014;168:314-321.
32. Verdejo-García A, Lawrence AJ, Clark L. Impulsivity as a vulnerability marker for substance-use disorders: review of findings from high-risk research, problem gamblers and genetic association studies. *Neurosci Biobehav Rev*. 2008; 32(4):777-810.
33. Witt K, van Dorn R, Fazel S. Risk factors for violence in psychosis: systematic review and meta-regression analysis of 110 Studies. *PLoS One*. 2013;8(2):e55942.
34. Cornaggia CM, Beghi M, Pavone F, Barale F. Aggression in psychiatry wards: a systematic review. *Psychiatr Res*. 2011; 189(1):10-20.
35. Cyders MA, Coskunpinar A. Depression, impulsivity and health-related disability: a moderated mediation analysis. *J Res Pers*. 2011;45(6):679-682.
36. Albein-Urios N, Pilatti A, Lozano Ó, Martínez-González JM, Verdejo-García A. The value of impulsivity to define subgroups of addicted individuals differing in personality dysfunction, craving, psychosocial adjustment, and wellbeing: a latent class analysis. *Arch Clin Neuropsychol*. 2014;29(1): 38-46.
37. Rubenis AJ, Fitzpatrick RE, Lubman DI, Verdejo-García A. Impulsivity predicts poorer improvement in quality of life during early treatment for people with methamphetamine dependence. *Addiction*. 2018;113(4):668-676.
38. Ferrari JR, Stevens EB, Legler R, Jason LA. Hope, self-esteem, and self-regulation: positive characteristics among men and women in recovery. *J Community Psychol*. 2012;40(3): 292-300.
39. Loree AM, Lundahl LH, Ledgerwood DM. Impulsivity as a predictor of treatment outcome in substance use disorders: review and synthesis. *Drug and Alcohol Rev*. 2015;34(2): 119-134.
40. Belzeaux R, Boyer L, Mazzola-Pomietto P, et al. Adherence to medication is associated with non-planning impulsivity in euthymic bipolar disorder patients. *J Affect Disord*. 2015; 184:60-66.
41. Lecrubier Y, Sheehan D, Weiller E, et al. The Mini International Neuropsychiatric Interview (MINI). A short diagnostic structured interview: reliability and validity according to the CIDI. *Eur Psychiatr*. 1997;12(5):224-231.
42. Vasconcelos AG, Malloy-Diniz L, Correa H. Systematic review of psychometric properties of Barratt Impulsiveness Scale version 11 (BIS-11). *Clin Neuropsych*. 2012;9(2):61-74.
43. Haden SC, Shiva A. Trait impulsivity in a forensic inpatient sample: an evaluation of the Barratt Impulsiveness Scale. *Behav Sci Law*. 2008;26(6):675-690.
44. Ireland JL, Archer J. Impulsivity among adult prisoners: a confirmatory factor analysis study of the Barratt impulsivity scale. *Pers Individ Differ*. 2008;45(4):286-292.
45. Pechorro P, Maroco J, Ray JV, Gonçalves RA. Psychometric properties of the Barratt Impulsiveness Scale version 11 among a Portuguese sample of incarcerated juvenile offenders. *Psychol Crime Law*. 2015;21(9):854-870.
46. Huang CY, Li CSR, Fang SC, Wu CS, Liao DL. The reliability of the Chinese version of the Barratt Impulsiveness Scale version 11, in abstinent, opioid-dependent participants in Taiwan. *J Chin Med Assoc*. 2013;76(5):289-295.
47. Reid RC, Cyders MA, Moghaddam JF, Fong TW. Psychometric properties of the Barratt Impulsiveness Scale in patients with gambling disorders, hypersexuality, and methamphetamine dependence. *Addict Behav*. 2014;39(11):1640-1645.
48. Preuss UW, Rujescu D, Giegling I, et al. Psychometric evaluation of the German version of the Barratt Impulsiveness Scale. *Der Nervenarzt*. 2008;79(3):305-319.
49. Rutter ME. Treatment planning for person-centered care: the road to mental health and addiction recovery. *Psychiatr Serv*. 2005;56:1464-1465.
50. Jacobson NS, Truax P. Clinical significance: a statistical approach to defining meaningful change in psychotherapy research. *J Consult Clin Psychol*. 1991;59(1):12-19.
51. Evans C, Margison F, Barkham M. The contribution of reliable and clinically significant change methods to evidence-based

- mental health. *Evidence-Based Mental Health*. 1998;1(3): 70-72.
52. Tsemberis S, McHugo GJ, Williams V, Hanrahan P, Stefancic A. Measuring homelessness and residential stability: the residential time-line follow-back inventory. *J Commun Psychol*. 2007;35(1):29-42.
53. Nieves KE, Draine JN, Solomon PL. The validity of self-reported criminal arrest history among clients of a psychiatric probation and parole service. *J Offender Rehabil*. 2000;30(3): 133-151.
54. Boothroyd RA, Chen HJ. The psychometric properties of the Colorado Symptom Index. *Adm Policy Ment Health* 2008; 35(5):370-378.
55. Dennis ML, Chan YF, Funk RR. Development and validation of the GAIN short screener (GSS) for internalizing, externalizing and substance use disorders and crime/violence problems among adolescents and adults. *Am J Addict*. 2006;15(Suppl 1): 80-91.
56. Salzer MS, Brusilovskiy E. Advancing recovery science: reliability and validity properties of the recovery assessment scale. *Psychiatr Serv*. 2014;65(4):442-453.
57. Larson CO. Use of the SF-12 instrument for measuring the health of homeless persons. *Health Serv Res*. 2002;37(3): 733-750.
58. Conrad KJ, Yagelka JR, Matters MD, Rich AR, Williams V, Buchanan M. Reliability and validity of a modified Colorado Symptom Index in a national homeless sample. *Ment Health Serv Res*. 2001;3(3):141-153.
59. Shern DL, Wilson NZ, Coen AS, et al. Client outcomes II: Longitudinal client data from the Colorado treatment outcome study. *Milbank Q*. 1994;72(1):123-148.
60. Ware J, Kosinski M, Keller SD. A 12-Item short-form health survey: construction of scales and preliminary tests of reliability and validity. *Med Care*. 1996;34(3):220-233.
61. Dennis ML, White MK, Titus JC, Titus J, Unsicker MS. *Global Appraisal of Individual Needs (GAIN): administration guide for the GAIN and related measures (version 5)*. Bloomington (IL): Chestnut Health Systems; 2006.
62. Ecker J, Aubry T. A mixed methods analysis of housing and neighbourhood impacts on community integration among vulnerably housed and homeless individuals. *J Commun Psychol*. 2017;45(4):528-542.
63. Gifford D, Schmook A, Woody C, Vollendorf C, Gervain M. *Construction of a scale to measure consumer recovery*. Springfield (IL): Illinois Office of Mental Health; 1995.
64. Stergiopoulos V, Hwang SW, Gozdzik A, et al. Effect of scattered-site housing using rent supplements and intensive case management on housing stability among homeless adults with mental illness: a randomized trial. *JAMA*. 2015;313(9): 905-915.
65. Aubry T, Goering P, Veldhuizen S, et al. A multiple-city RCT of housing first with assertive community treatment for homeless Canadians with serious mental illness. *Psychiatr Serv*. 2016;67(3):275-281.
66. Rothman KJ. *Epidemiology: an introduction*. 2nd ed. New York (NY): Oxford University Press; 2012. p. 268.
67. Tice DM, Bratslavsky E, Baumeister RF. Emotional distress regulation takes precedence over impulse control: if you feel bad, do it! *J Pers Soc Psychol*. 2001;80(1):53-67.
68. Ceschi G, Billieux J, Hearn M, Fürst G, Van der Linden M. Trauma exposure interacts with impulsivity in predicting emotion regulation and depressive mood. Trauma exposure interacts with impulsivity in predicting emotion regulation and depressive mood. *Eur J Psychotraumatol*. 2014;5. doi: 10.3402/ejpt.v5.24104.
69. Edalati H, Nicholls TL, Crocker AG, Roy L, Somers JM, Patterson ML. Adverse childhood experiences and the risk of criminal justice involvement and victimization among homeless adults with mental illness. *Psychiatr Serv*. 2017;68(12):1288-1295.
70. Dinnen S, Kane V, Cook JM. Trauma-informed care: a paradigm shift needed for services with homeless veterans. *Prof Case Manag*. 2014;19(4):161-162.
71. Auerbach RP, Gardiner CK. Moving beyond the trait conceptualization of self-esteem: the prospective effect of impulsiveness, coping, and risky behavior engagement. *Behav Res Ther*. 2012;50(10):596-603.
72. Alarcon GM, Bowling NA, Khazon S. Great expectations: a meta-analytic examination of optimism and hope. *Pers Indiv Differ*. 2013;54(7):821-827.
73. Trzesniewski KH, Donnellan MB, Robins RW. Stability of self-esteem across the life span. *J Pers Soc Psychol*. 2003; 84(1):205-220.
74. Smallman R, Ramos A, Dickey K, Dowd S, Fields S. If only I wasn't so impulsive: counterfactual thinking and delay-discounting. *Pers Indiv Differ*. 2018;135:212-215.
75. Epstude K, Roeser NJ. When goal pursuit fails: the functions of counterfactual thought in intention formation. *Soc Psychol*. 2011;42(1):19-27.
76. Tal-Or N, Boninger DS, Gleicher F. On becoming what we might have been: counterfactual thinking and self-efficacy. *Self Identity*. 2004;3(1):5-26.
77. Rung JM, Madden GJ. Experimental reductions of delay discounting and impulsive choice: a systematic review and meta-analysis. *J Exp Psychol: Gen*. 2017;147(9): 1349-1381.
78. Beames JR, Schofield TP, Denson TF. A meta-analysis of improving self-control with practice. In: de Ridder D, Adriaanse M, Fujita K, editors. *Routledge international handbook of self-control in health and well-being*. London: Routledge; 2018. pp. 405-417.
79. Friese M, Ostafin B, Loschelder DD. Mindfulness as an intervention to improve self-control. In: de Ridder D, Adriaanse M, Fujita K, editors. *Routledge international handbook of self-control in health and well-being*. London: Routledge; 2017. pp. 431-445.
80. Deplus S, Billieux J, Scharff C, Philippot P. A mindfulness-based group intervention for enhancing self-regulation of emotion in late childhood and adolescence: a pilot study. *Int J Ment Health Addict*. 2016;14(5):775-790.
81. Stergiopoulos V, Cusi A, Bekele T, et al. Neurocognitive impairment in a large sample of homeless adults with mental illness. *Acta Psychiatr Scand*. 2015;131(4):256-268.

82. Schrank B, Bird V, Rudnick A, Slade M. Determinants, self-management strategies and interventions for hope in people with mental disorders: systematic search and narrative review. *Soc Sci Med*. 2012;74(4):554-564.
83. Davidson L, White W. The concept of recovery as an organizing principle for integrating mental health and addiction services. *J Behav Health Serv Res*. 2007;34(2):109-120.
84. Bornovalova MA, Gratz KL, Daughters SB, Hunt ED, Lejuez CW. Initial RCT of a distress tolerance treatment for individuals with substance use disorders. *Drug Alcohol Depend*. 2012;122(1-2):70-76.
85. Vujanovic AA, Dutcher CD, Berenz EC. Multimodal examination of distress tolerance and posttraumatic stress disorder symptoms in acute-care psychiatric inpatients. *J Anxiety Disord*. 2017;48:45-53.
86. Hancock N, Newton Scanlan J, Honey A, Bundy AC, O'Shea K. Recovery Assessment Scale – Domains and Stages (RAS-DS): Its feasibility and outcome measurement capacity. *Aust N Z J Psychiatry*. 2015;49(7):624-633.
87. Lloyd C, Williams PL, Machingura T, Tse S. A focus on recovery: Using the mental health recovery star as an outcome measure. *Adv Ment Health*. 2016;14(1):57-64.
88. McLean J, Maxwell M, Platt S, Margaret HF, Ruth J. Risk and protective factors for suicide and suicidal behaviour: a literature review. Edinburgh: Scottish Government; 2008. pp. 1-145. doi:10.1136/ip.2009.025502.
89. Clifasefi SL, Collins SE, Torres NI, Grazioli VS, Mackelprang JL. Housing First, but what comes second? A qualitative study of resident, staff and management perspectives on single-site Housing First program enhancement. *J Community Psychol*. 2016;44(7):845-855.