

What Constitutes Vulnerable Self-Esteem? Comparing the Prospective Effects of Low, Unstable,
and Contingent Self-Esteem on Depressive Symptoms

Julia Friederike Sowislo

University of Basel

Ulrich Orth

University of Bern

Laurenz L. Meier

University of Fribourg

This article has been accepted for publication but has not been through the copyediting, typesetting, pagination, and proofreading process. This article may not exactly replicate the final version published in the journal. It is not the copy of record. Please cite this article as follows:

Sowislo, J. F., Orth, U., & Meier, L. L. (2014). What constitutes vulnerable self-esteem? Comparing the prospective effects of low, unstable, and contingent self-esteem on depressive symptoms. *Journal of Abnormal Psychology, 123*, 737-753. <http://dx.doi.org/10.1037/a0037770>

Author Note

Julia Friederike Sowislo, Department of Psychiatry, University of Basel; Ulrich Orth, Department of Psychology, University of Bern; Laurenz L. Meier, Department of Psychology, University of Fribourg.

This research was supported by Swiss National Science Foundation Grant PP00P1-123370 to Ulrich Orth.

Correspondence concerning this article should be addressed to Julia Friederike Sowislo, Department of Psychiatry, University of Basel, Wilhelm Klein-Strasse 27, CH-4012 Basel, Switzerland. E-mail: julia.sowislo@upkbs.ch.

Abstract

A growing body of longitudinal studies suggests that low self-esteem is a risk factor for depression. However, it is unclear whether other characteristics of self-esteem, besides its level, explain incremental or even greater variance in subsequent depression. We examined the prospective effects of self-esteem level, instability (i.e., the degree of variability in self-esteem across short periods), and contingency (i.e., the degree to which self-esteem fluctuates in response to self-relevant events) on depressive symptoms in one overarching model, using data from two longitudinal studies. In Study 1, 372 adults were assessed at 2 waves over 6 months, including 40 daily diary assessments at Wave 1. In Study 2, 235 young adults were assessed at 2 waves over 6 weeks, including about 6 daily diary assessments at each wave. Self-esteem contingency was measured by self-report and by a statistical index based on the diary data (capturing event-related fluctuations in self-esteem). In both studies self-esteem level, but not self-esteem contingency, predicted subsequent depressive symptoms. Self-esteem instability predicted subsequent depressive symptoms in Study 2 only, with a smaller effect size than self-esteem level. Also, level, instability, and contingency of self-esteem did not interact in the prediction of depressive symptoms. Moreover, the effect of self-esteem level held when controlling for neuroticism and for all other Big Five personality traits. Thus, the findings provide converging evidence for a vulnerability effect of self-esteem level, tentative evidence for a smaller vulnerability effect of self-esteem instability, and no evidence for a vulnerability effect of self-esteem contingency.

Keywords: self-esteem, depression, instability and contingency of self-esteem, Big Five personality traits, diary data

What Constitutes Vulnerable Self-Esteem? Comparing the Prospective Effects of Low, Unstable, and Contingent Self-Esteem on Depressive Symptoms

In his benchmark essay “Mourning and Melancholia,” published first in 1917, Freud proposed that “the melancholic displays ... an extraordinary diminution in his self-regard” (p. 246). Since then, a growing body of theory and empirical work has suggested that low self-esteem is a risk factor for depression. In particular, longitudinal studies indicate that low self-esteem prospectively predicts depression (e.g., Kernis et al., 1998; Orth, Robins, & Meier, 2009; Orth, Robins, & Roberts, 2008; Roberts & Monroe, 1992; for a review, see Orth & Robins, 2013). A meta-analysis of the available longitudinal studies suggests that the effect of low self-esteem on depression is robust and holds across sample and design characteristics of studies (Sowislo & Orth, 2013).

However, research suggests that there is “more to self-esteem than whether it is high or low” (Kernis, Cornell, Sun, Berry, & Harlow, 1993, p. 1090) and that other characteristics of self-esteem, besides its level, can have important consequences for emotion, cognition, and behavior. With regard to vulnerability to depression, researchers have proposed that fluctuations in self-esteem might be influential (e.g., Crocker & Wolfe, 2001; Kernis et al., 1993; Roberts & Monroe, 1994). To describe the extent and nature of fluctuations in self-esteem, two constructs have been introduced into the literature, specifically self-esteem instability (e.g., Kernis, 2005) and self-esteem contingency (e.g., Crocker & Wolfe, 2001). Although previous studies have investigated the relations of self-esteem instability and contingency with depression (e.g., Bos, Huijding, Muris, Vogel, & Biesheuvel, 2010; Butler, Hokanson, & Flynn, 1994; Kernis et al., 1998; Kim & Cicchetti, 2009; Meier, Semmer, & Hupfeld, 2009; Roberts, Shapiro, & Gamble, 1999; Sargent, Crocker, & Luhtanen, 2006), the results of these studies are highly inconsistent,

as we will review in detail below. Moreover, we are not aware of any study that has pitted the effects of self-esteem level, instability, and contingency on depression against each other in the context of a single study. Thus, it is unclear whether instability and contingency of self-esteem explain incremental variance in subsequent depression or even greater variance than level of self-esteem. To address these issues, in the present research we use trait and diary data from two longitudinal studies and examine the reciprocal relations of self-esteem level, instability, and contingency with depression.

Models of Vulnerable Self-Esteem

Self-esteem has been defined as “a person’s appraisal of his or her value” (Leary & Baumeister, 2000, p. 2). Vulnerable self-esteem can be defined by “those characteristics of [self-esteem] that place individuals at risk for future depression” (Roberts & Monroe, 1994, p. 162). Although vulnerable self-esteem plays an important role in several classic theories and contemporary models of depression (Abramson, Seligman, & Teasdale, 1978; Blatt, D’Afflitti, & Quinlan, 1976; Brown & Harris, 1978), just which characteristics constitute vulnerable self-esteem is still open to debate. In the following we will discuss three alternative models of vulnerable self-esteem, namely *vulnerability as a function of self-esteem level*, *vulnerability as a function of self-esteem instability*, and *vulnerability as a function of self-esteem contingency*. Of course, these three models are not mutually exclusive because two or even all three processes (i.e., low, unstable, and contingent self-esteem contributing to depression) might operate simultaneously. It is important to note that even though these models are commonly accepted views of the causal relation between self-esteem and depression (see below), there is as yet no theory that fully explains the relation.

Vulnerability as a Function of Self-Esteem Level

The first model states that a low level of self-esteem is a causal risk factor for depression (Beck, 1967; Metalsky, Joiner, Hardin, & Abramson, 1993; Roberts & Monroe, 1992). For example, according to Beck's (1967) cognitive theory of depression, negative beliefs about the self are not just a symptom of depression but a diathesis exerting causal influence in the onset and maintenance of depression. The mechanisms that account for the vulnerability effect of low self-esteem on depression are not yet understood. For example, a possible interpersonal mechanism is that individuals with low self-esteem might excessively seek reassurance from friends and relationship partners, which might lead to interpersonal conflicts that in turn elicit depressive symptoms (Joiner, Alfano, & Metalsky, 1992). A possible intrapersonal mechanism might operate through rumination (Kuster, Orth, & Meier, 2012); individuals with low self-esteem are prone to ruminate about negative aspects of their self, which in turn increases depression (Nolen-Hoeksema, 2000).

Vulnerability as a Function of Self-Esteem Instability

The second model is based on the observation that people not only differ in their habitual level of self-esteem, but also in the extent to which their self-esteem fluctuates around this level. For some individuals, self-esteem fluctuates strongly, so that on one day they may feel self-confident, whereas on the next day they may feel incompetent and useless. In contrast, the self-esteem of other individuals is relatively stable across several weeks or even months. The extent of temporal fluctuation in self-esteem is captured by measures of self-esteem instability (Kernis, 2005).

The notion that unstable self-esteem is a risk factor for depression is a commonly accepted view of the causal relationship between self-esteem and depression (Crocker, 2002a;

Roberts & Gotlib, 1997). For example, Kernis et al. (1998) state that unstable self-esteem “appears to be a diathesis for depressive symptoms” (p. 665).

A possible explanation can be derived from Beck’s (1967) cognitive theory of depression, which states that schemata are generally latent until activated. Individuals at risk for depression might lack resilience to primes that activate negative self-schemata. A particularly important prime is negative mood (Teasdale & Dent, 1987). Thus, episodes of negative mood may activate negative cognitions about the self, which in turn increase depressive symptoms. Another cognitive approach proposes that short-term fluctuations in self-esteem might induce the feeling of helplessness (Crocker & Wolfe, 2001), which is a risk factor for depression (Metalsky & Joiner, 1992).

In addition, it is possible that the effect of self-esteem instability on depression depends on the level of self-esteem, or, to put it differently, that level and instability interact in their effect on depression. For example, Kernis et al. (1991) hypothesized that instability is associated with different psychological processes among individuals with low versus high self-esteem.

Vulnerability as a Function of Self-Esteem Contingency

The third model proposes that the contingency of self-esteem is a vulnerability factor for depression. Generally, self-esteem contingency has been defined as the degree to which self-esteem fluctuates in response to positive and negative self-relevant events, such as starting a new relationship, getting a compliment from a friend, receiving a bad grade in an exam, or performing poorly at work (Crocker & Park, 2004; Crocker & Wolfe, 2001; Kernis, 2005). Whereas some people experience boosts and drops in their self-esteem even when they receive minor social feedback, other people’s self-esteem fluctuates only when major self-relevant events occur. Even though instability and contingency of self-esteem are conceptually related,

the two constructs should be distinguished. For example, it is possible that the self-esteem of an individual varies non-contingently over time. Moreover, even if the self-esteem of an individual is highly contingent, it is possible that he or she experiences complete stability in self-esteem for some time, because no relevant events happen in the person's life at this time.

There are several theories that suggest that contingent self-esteem is a risk factor for depression (for an overview see Roberts & Monroe, 1994). In particular, psychoanalytic approaches have suggested that individuals at risk for depression lack internal foundations of self-esteem and base their self-esteem on approbation and recognition from others (Rado, 1928). Importantly, as long as external sources of self-esteem are present, the level of self-esteem of these individuals is not necessarily reduced (Roberts & Monroe, 1992). Moreover, Jacobson (1975) suggested that individuals at risk for depression are marked by low narcissistic tolerance. Accordingly, these individuals have problems with tolerating threats to their overly positive self-image and, when failing in a specific domain, overgeneralize the failure to the entire self. Generally, these approaches suggest a positive linear effect of self-esteem contingency on depression.

In contrast, sociometer theory (Leary & Baumeister, 2000) suggests that a certain degree of self-esteem contingency is beneficial for the individual (Leary, 2006). The theory states that self-esteem is a sociometer that serves as a subjective monitor of the extent to which a person is valued as a member of desirable groups and relationships (Leary & Baumeister, 2000). This monitoring process requires self-esteem contingency: the sociometer reacts to cues that are relevant for the individual's relational value with drops or boosts in self-esteem. In particular, drops in self-esteem motivate behavior aimed at increasing or restoring the threatened relational value. Leary (2004) suggests that a medium degree of contingency is optimal for the individual's

psychological and social adjustment, whereas both low and high degrees of contingency are signs of a miscalibrated system. Thus, both a hypersensitive sociometer (i.e., the person's self-esteem reacts too strongly) and a hyposensitive sociometer (i.e., the person's self-esteem reacts too little or not at all), interferes with adaptive regulation of social interactions, which in turn might harm social relationships and consequently could increase the risk for depression (Oosterwegel, Field, Hart, & Anderson, 2001). In other words, sociometer theory proposes a curvilinear, U-shaped relation between self-esteem contingency and depression.

Evidence on the Relation between Vulnerable Self-Esteem and Depression

In this section, we review studies that (a) are prospective (i.e., that tested effects of self-esteem characteristics measured on one occasion on depression measured on a subsequent occasion) and (b) controlled for prior levels of the predicted variable (i.e., controlled for autoregressive effects). Controlling for prior levels of the variables is of crucial importance, because it rules out the possibility that prospective effects are simply due to concurrent relations between the variables and stability of the predicted variable (Finkel, 1995).

Effect of Self-Esteem Level on Depression

Overall, the available evidence supports the vulnerability effect of low self-esteem on depression, as indicated by a recent meta-analysis covering 77 longitudinal studies (Sowislo & Orth, 2013). Furthermore, the evidence suggests that the effect is robust, holding for men and women (Orth et al., 2008; Orth, Robins, Trzesniewski, Maes, & Schmitt, 2009; Sowislo & Orth, 2013), for all age groups from childhood to old age (Orth, Robins, Trzesniewski, et al., 2009; Sowislo & Orth, 2013), for different measures of self-esteem and depression (Sowislo & Orth, 2013), and for affective-cognitive and somatic symptoms of depression (Kuster et al., 2012; Orth, Robins, Trzesniewski, et al., 2009).

Effect of Self-Esteem Instability on Depression

Some studies have investigated whether self-esteem instability prospectively predicts depression, over and above the effect of self-esteem level. Table 1 provides a summary of the findings from these studies, which yielded highly inconsistent results: Four studies supported the hypothesis that unstable self-esteem predicts depression, whereas four other studies did not find supporting evidence. Moreover, two studies found evidence for a significant interaction effect between level and instability of self-esteem, whereas four other studies did not find significant evidence of interactions.

A possible explanation for these inconsistencies is that many previous studies were based on relatively small samples (see Table 1), providing insufficient power to test whether level and instability of self-esteem predict depression, and even lower statistical power to test for interactive effects (Cohen, Cohen, West, & Aiken, 2003). In addition, some studies examined effects of self-esteem instability on depression, but did not control for prior levels of depression. However, these studies also yielded inconsistent results (de Man, Gutiérrez, & Sterk, 2001; Kernis et al., 1991; Roberts, Kassel, & Gotlib, 1995; Vickery, Sepehri, Evans, & Jabeen, 2009; Vickery, Sepehri, Evans, & Lee, 2008).

Effect of Self-Esteem Contingency on Depression

Only two studies examined whether self-esteem contingency prospectively predicts depression, over and above the effect of self-esteem level. While the study by Wouters et al. (2013) used a self-report measure of contingent self-esteem, the study by Butler et al. (1994) used a more objective statistical index (see Method section for further details). These different measures notwithstanding, the studies did find neither a main effect of contingency of self-esteem nor interactive effects between contingency and level of self-esteem on depression.

However, other studies on self-esteem contingency, which did not control for the effect of self-esteem level, partially supported the hypothesis that contingent self-esteem predicts depression (Burwell & Shirk, 2006; Crocker, 2002b; Sargent et al., 2006). All of these studies tested for a linear effect of self-esteem contingency on depression; we are not aware of any study that tested for a curvilinear, U-shaped effect of self-esteem contingency on depression, corresponding to the assumptions of sociometer theory as outlined above.

The Present Research

Thus, although previous research has examined whether self-esteem instability and contingency are—in addition to a low level of self-esteem—vulnerability factors for depression, the available evidence on the effects of instability and contingency is inconclusive. First, as illustrated by Table 1, the results are highly inconsistent. Second, most of the relevant studies were underpowered. Third, no previous study simultaneously tested for effects of self-esteem level, instability, and contingency on depression. In the present research, we therefore examined the reciprocal effects between all three characteristics of self-esteem and depressive symptoms, using data from two longitudinal studies. We also systematically tested for interactions between the three self-esteem characteristics.

The present research advances previous studies in several ways. First, we simultaneously tested for effects of self-esteem level, instability, and contingency on depressive symptoms, using one overarching model. Second, we used data from two independent studies with different design characteristics; by replicating the findings across studies we reduce methodological concerns unique to each study and strengthen confidence in the overall pattern of results. Third, in each study, we used two divergent approaches to measure contingent self-esteem, which allowed for a more thorough evaluation of the hypothesis that vulnerability is a function of self-

esteem contingency. As we will describe in more detail below, we used both a subjective measure (i.e., self-report) and a more objective measure of contingency (i.e., a statistical index that captures the degree to which self-esteem fluctuates in response to self-relevant events, across a series of diary assessments). Fourth, in addition to testing for a linear effect of self-esteem contingency on depressive symptoms, we tested for a curvilinear effect, corresponding to the assumptions of sociometer theory. Fifth, one of the studies (i.e., Study 1) included a measure of the Big Five personality traits, which allowed us to test, and possibly rule out, an important alternative explanatory account. Specifically, it is possible that broad personality factors such as neuroticism influence both self-esteem and depression, thereby creating a spurious link between the two constructs (Hankin, Lakdawalla, Carter, Abela, & Adams, 2007; Watson, Suls, & Haig, 2002). For example, neuroticism is related to low self-esteem (Robins, Hendin, & Trzesniewski, 2001) and depression (Ormel, Oldehinkel, & Brilman, 2001). Consequently, even if longitudinal studies indicate that vulnerable self-esteem predicts depression, this effect might be confounded by effects of personality factors such as neuroticism, if these factors are not included in the model (Little, Preacher, Selig, & Card, 2007).

Study 1

Method

Data came from the study *My Partner and I (MPI)*, a German-language study with a sample of couples living in Switzerland (Erol & Orth, 2013; Orth, 2013). Participants were assessed on trait measures of self-esteem and depressive symptoms on two occasions separated by six months (denoted as Time 1 and Time 2). Moreover, following the trait assessments at Time 1, participants were assessed on 40 consecutive days using short diary questionnaires including measures of state self-esteem and daily events. Data were collected using Web-based

questionnaires. Participants were recruited by contacting members of a university-based online panel, which includes individuals who are interested in occasionally participating in Web-based studies. Individuals were invited to participate (a) if they were currently in a relationship, (b) if their relationship partner was also willing to participate, and (c) if both partners were 18 years or older. Participants received information on the purpose and procedure of the study and were informed that their data would be treated as strictly confidential. After providing informed consent, each partner received individual links to the assessments, and participants were asked to complete the questionnaires without his or her partner being present. The daily diary questionnaires could be accessed between 4 p.m. and 2 a.m. on the corresponding day. The average number of daily reports was 33.9. After completion of the study, participants were provided with individualized feedback on selected study variables (i.e., how their scale scores compared with population norms) and received 80 Swiss francs in exchange for participation in the study.

Participants. The sample consisted of 372 individuals (50% female). Mean age of participants at Time 1 was 29.1 years ($SD = 8.8$, range = 18 to 61). Ten percent had completed the obligatory 9 school years, 54 % had completed secondary education (approximately 12 years), 15% had a Bachelor's degree, 19% had a Master's degree, and 2% had a doctoral degree. Data on study variables were available for 371 individuals at Time 1 and 341 individuals at Time 2. To investigate the potential effect of attrition, we tested for differences in study variables between participants who completed the Time 2 assessment and participants who had dropped out before Time 2. Participants who dropped out reported slightly higher depressive symptoms than those who did not ($M_s = 0.82$ vs. 0.58 ; $d = 0.55$). Although differences in depressive symptoms were of medium size, differences in self-esteem level, self-esteem instability, the self-

report measure of self-esteem contingency, and the statistical index of self-esteem contingency were nonsignificant.¹ Thus, nonrepresentativeness because of attrition was not a serious concern in the present study.

Trait measures.

Self-esteem level. Self-esteem level was assessed with the Rosenberg Self-Esteem Scale (RSE; Rosenberg, 1965), a 10-item self-report measure of self-esteem, which is frequently used and well-validated (cf. Blascovich & Tomaka, 1991; Robins et al., 2001). Responses were measured on a 5-point scale ranging from 1 (*strongly disagree*) to 5 (*strongly agree*). The alpha reliability was .91 at both Time 1 and Time 2.

Self-esteem contingency (self-report). The most widespread approach to assessing the contingency of self-esteem is using a self-report measure that asks people directly to what degree their self-esteem is contingent on events in daily life (Crocker, Luhtanen, Cooper, & Bouvrette, 2003; Kernis & Goldman, 2006). We used the 5-item Others' Approval subscale of the Contingencies of Self-Worth Scale (CSW; Crocker et al., 2003). The subscale measures the extent to which an individual's self-esteem is contingent on approval from generalized others. Item examples are "My self-esteem depends on the opinions others hold of me" and "I don't care what other people think of me" (reverse-scored). Responses were measured on a 5-point scale ranging from 1 (*strongly disagree*) to 5 (*strongly agree*). The alpha reliability was .83 at Time 1 and .84 at Time 2.

Depressive symptoms. Depressive symptoms were assessed with the Center for Epidemiologic Studies Depression Scale (CES-D; Radloff, 1977; for the German version see Hautzinger & Bailer, 1993). The CES-D is a frequently used 20-item self-report measure for the assessment of depressive symptoms in nonclinical, subclinical, and clinical populations, and its

validity has been repeatedly confirmed (Eaton, Smith, Ybarra, Muntaner, & Tien, 2004).

Participants were instructed to assess the frequency of their reactions within the preceding seven days. Responses were measured on a 4-point scale (0 = *rarely or none of the time, less than one day*; 1 = *some or a little of the time, one to two days*; 2 = *occasionally or a moderate amount of time, three to four days*; 3 = *most or all of the time, five to seven days*). The alpha reliability was .89 at both Time 1 and Time 2. On the basis of the recommended cutoff value of 23 (Hautzinger & Bailer, 1993), 10% of participants at both Time 1 and at Time 2 exhibited a clinically relevant level of depressive symptoms.

Big Five personality traits. The Big Five personality traits were assessed with the 44-item Big Five Inventory (BFI; John, Donahue, & Kentle, 1991; John, Naumann, & Soto, 2008; for the German version see Lang, Lüdtke, & Asendorpf, 2001), a well-validated measure of the Big Five dimensions (John et al., 2008). Responses were measured using a 5-point scale ranging from 1 (*disagree strongly*) to 5 (*agree strongly*). Extraversion was assessed with 8 items, agreeableness with 9 items, conscientiousness with 9 items, neuroticism with 8 items, and openness to experience with 10 items. The alpha reliabilities were .84 (Time 1) and .86 (Time 2) for extraversion, .72 and .74 for agreeableness, .81 and .79 for conscientiousness, .85 and .86 for neuroticism, and .83 and .82 for openness to experience.

Daily measures.

Daily self-esteem. Daily self-esteem was assessed with five items of the RSE, which were slightly adapted to measure daily self-esteem.² The items were: “I am satisfied with myself,” “I am able to do things as well as most other people,” “I take a positive attitude towards myself,” “I certainly feel useless” (reverse coded), “I feel that I am a failure” (reverse coded). Participants were instructed to rate the items with regard to their feelings on the current day.

Responses were measured on a 5-point scale ranging from 1 (*strongly disagree*) to 5 (*strongly agree*). The alpha reliability was .90, averaged across daily assessments.

Daily events. In the daily assessments, participants reported the occurrence of positive and negative events in 10 domains: marriage/relationship; family; friends; neighbors; work; coworkers; recreational activities; traffic and shopping; finances; health and physical well-being. As suggested by Butler et al. (1994), we aggregated the items into an overall daily event measure by subtracting the number of negative events (possible values ranging from 0 to 10) from the number of positive events (possible values ranging from 0 to 10). Thus, possible values of the daily event measure ranged from -10 to $+10$.³

Computing measures of self-esteem instability and self-esteem contingency.

Self-esteem instability. For each participant, instability of self-esteem was computed as the intraindividual standard deviation of daily self-esteem across daily assessments. The intraindividual standard deviation is the most widely used measure of instability of self-esteem (Kernis & Goldman, 2006).

Self-esteem contingency (statistical index). In addition to the subjective measure of self-esteem contingency (i.e., the Others' Approval subscale of the CSW), we used a more objective measure of self-esteem contingency. Using the daily diary data, we computed for each participant a statistical index of self-esteem contingency, which captures the degree to which the participant's daily self-esteem fluctuates in response to events occurring on the same day. This approach has been employed previously for measures of affect and self-esteem (Meier, Orth, Denissen, & Kühnel, 2011), although different labels such as lability (Butler et al., 1994) and reactivity (Bolger & Zuckerman, 1995; Mroczek & Almeida, 2004) have been used. Because of the multilevel structure of the data (daily assessments nested within persons), we used a

multilevel random coefficient model allowing for simultaneous modeling of random error at different levels of analysis (Nezlek, 2001). For the analyses, we used the Mplus 6 program (Muthén & Muthén, 2010). The daily event measure was centered on the individual mean, and the intercept and slope were allowed to correlate. The Level 1 equation was of the form:

$$\text{daily self-esteem}_{ij} = \beta_{0j} + \beta_{1j} (\text{daily events}) + r_{ij}. \quad (1)$$

In this equation, $\text{daily self-esteem}_{ij}$ is the self-esteem score for Person j on Day i , β_{0j} is the intercept for Person j , β_{1j} is the coefficient of the effect of daily events for Person j , and r_{ij} represents the error term. The Level 2 equations were of the form:

$$\beta_{0j} = \gamma_{00} + \mu_{0j} \quad (2)$$

$$\beta_{1j} = \gamma_{10} + \mu_{1j}. \quad (3)$$

In these equations, γ_{00} and γ_{10} represent the means of the Level 1 intercept and slope, respectively, and μ_{0j} and μ_{1j} represent error terms. The Level 1 slope of daily events predicting daily self-esteem, β_{1j} , represents the individual contingency of self-esteem. The participants' scores on the slope were saved and used in the subsequent analyses.

Procedure for the statistical analyses. The analyses were conducted using Mplus 6. To deal with missing values, we employed full-information maximum likelihood to fit models directly to the raw data, which produces less biased and more reliable results compared with conventional methods of dealing with missing data, such as listwise or pairwise deletion (Schafer & Graham, 2002). At Time 1, the percentage of missing data was 0.8% for self-esteem level,

2.2% for self-esteem instability, 0.8% for self-reported self-esteem contingency, 1.6% for the statistical index of self-esteem contingency, 0.3% for depressive symptoms, and 0.3% for the Big Five personality traits. At Time 2, the percentage of missing data was 8.3% for self-esteem level, 8.6% for self-reported self-esteem contingency, and 8.6% for depressive symptoms. Models including latent interactions were estimated by numerical integration using the default algorithm (i.e., rectangular integration) with 15 integration points. Model fit was assessed by the comparative fit index (CFI), the Tucker-Lewis index (TLI), the Bayesian information criterion (BIC), and the root-mean-square error of approximation (RMSEA). Hu and Bentler (1999) suggested that that good fit is indicated by values greater than or equal to .95 for TLI and CFI and less than or equal to .06 for RMSEA. To test for differences in model fit, we used the test of small difference in fit recommended by MacCallum, Browne, and Cai (2006, Program C). For these tests, statistical power was high, with values above .99 (MacCallum et al., 2006, Program D).

Results and Discussion

Table 2 shows means and standard deviations of the measures used in Study 1. In the analyses, the multi-item measures (i.e., self-esteem level, self-reported contingency of self-esteem, depressive symptoms, and the Big Five personality traits) were examined as latent variables; for these measures, we used item parcels as indicators because they produce more reliable latent variables than individual items (Little, Cunningham, Shahar, & Widaman, 2002). Following Little, Rhemtulla, Gibson, and Schoemann (2013) we used the balancing approach (i.e., parcels are balanced with respect to the item communalities), which is recommended for unidimensional constructs such as self-esteem as measured with the RSE (Gray-Little, Williams, & Hancock, 1997; Marsh, 1996). Following the recommendations by Little et al. (2002), items

were aggregated into three parcels per construct. The parceling scheme was kept constant across measurement occasions.

First, we tested models that did not include any interactions between self-esteem level, instability, and contingency. For the analyses, we used cross-lagged regression modeling (Finkel, 1995; Little et al., 2007). We tested two different groups of models, one of which included self-esteem contingency measured by self-report and one of which included self-esteem contingency measured by the statistical index. The two measures of self-esteem contingency were not used as indicators of a common factor because in both studies the intercorrelation of the two measures was of only small to medium size (see the supplementary material), indicating that the measures assessed overlapping constructs that were, however, not sufficiently correlated to use them as indicators of a common latent variable. We used separate models to test for the effects of these two measures of self-esteem contingency, because it is important that each potential vulnerability factor (i.e., level, instability, and contingency of self-esteem) was represented by only one measure at a time. If the two measures of self-esteem contingency were included in the same model, the effects of both measures could be reduced due to their overlap and, consequently, the effect of self-esteem contingency could be underestimated relative to the effects of self-esteem level and instability. Models from the first group included seven construct variables: four constructs measured at Time 1 and three constructs at Time 2 (see Figure 1A; self-esteem instability was not measured at Time 2). Models from the second group included six construct variables: four constructs measured at Time 1 and two constructs measured at Time 2 (see Figure 1B; self-esteem instability and the statistical index of self-esteem contingency were not measured at Time 2).

In all models, all construct variables at Time 2 were predicted by all construct variables at Time 1. Thus, the models included stability paths (also called autoregressive paths; e.g., the path from self-esteem level at Time 1 to self-esteem level at Time 2) and cross-lagged paths (e.g., the path from self-esteem level at Time 1 to depressive symptoms at Time 2). The cross-lagged paths indicate the effect of one variable on the other, after controlling for the stability of the variables over time (Finkel, 1995). For constructs that were assessed on both measurement occasions, the uniquenesses of individual indicators were correlated over time to control for bias due to parcel-specific variance (Cole & Maxwell, 2003). We tested for metric measurement invariance of the latent construct factors (Widaman, Ferrer, & Conger, 2010) by comparing the fit of two models. In Models 1 and 3, we freely estimated the factor loadings of the latent constructs, whereas in Models 2 and 4 we constrained the factor loadings to be equal across time (Table 3). If the constrained model does not fit worse than the unconstrained model, then the constraints are empirically justified and ensure that the latent variables are measured similarly across time. As indicated by the test of small difference in fit, the differences between Models 1 and 2 and between Models 3 and 4 were nonsignificant. Consequently, we favored the more parsimonious Models 2 and 4 and retained the metric invariance constraints in the subsequent analyses. The fit of the models was good (Table 3).

Then, we tested whether there were—in addition to the main effects examined in the previous analyses—interactive effects of the self-esteem characteristics on depressive symptoms.⁴ Because interactions that involve latent variables significantly increase the computational demands (each interaction adds two dimensions of integration), the interactions were examined in separate models; thus, we examined six models, each of which included one interaction between two of the four self-esteem variables (i.e., level, instability, self-reported

contingency, and statistical index of contingency). The results showed that none of the interaction effects were significant.⁵

Thus, the results suggested that the self-esteem characteristics did not interact in predicting subsequent depressive symptoms. We therefore examined the structural coefficients for Model 2 (Figure 1A) and Model 4 (Figure 1B), which did not include interactive effects. Only two significant cross-lagged effects emerged. First, self-esteem level had a negative effect on depressive symptoms, corresponding to the available evidence on the vulnerability model for low self-esteem and depression (Sowislo & Orth, 2013). Second, self-esteem contingency, as measured by the statistical index, predicted a decrease in level of self-esteem. All other cross-lagged effects were nonsignificant two significant cross-lagged effects emerged: Again, self-esteem level had a negative effect on subsequent depressive symptoms. Furthermore, self-esteem contingency predicted a decrease in self-esteem level. Thus, in both models, self-esteem instability and the two measures of self-esteem contingency did not predict change in depressive symptoms, controlling for the effect of self-esteem level and controlling for prior levels of depressive symptoms. The stability coefficients were .73 (Model 2) and .68 (Model 4) for level of self-esteem, .80 for self-reported contingency of self-esteem, and .35 for depressive symptoms, comparable to the stabilities reported in the literature (Sowislo & Orth, 2013; Trzesniewski, Donnellan, & Robins, 2003).⁶

We also tested for gender differences in the structural coefficients using a multiple group analysis. However, as indicated by the test of small difference in fit, models allowing for different coefficients for female and male participants did not significantly improve model fit relative to a model with constraints across gender. For both female and male participants, the estimates were similar to the estimates for the total sample.

Next, we tested whether self-esteem contingency had a curvilinear, U-shaped effect on depressive symptoms, corresponding to the assumptions of sociometer theory. The first model included eight construct variables, that is, the seven construct variables included in Model 2 and the quadratic term of the self-reported self-esteem contingency. The second model included seven construct variables, that is the six construct variables included in Model 4 and the quadratic term of the statistical index of self-esteem contingency.⁷ As in Models 2 and 4, level of self-esteem had a negative effect on depressive symptoms ($\beta = -.23$ to $-.24$, $p < .05$). However, neither the quadratic term of self-reported contingency ($\beta = -.07$; $p = .17$) nor the quadratic term of the statistical index of contingency ($\beta = .06$; $p = .37$) had a significant effect on depressive symptoms.

Finally, we tested whether the vulnerability effect of low self-esteem on depressive symptoms holds when the Big Five personality traits are controlled for. For this purpose, we tested a cross-lagged regression model, which included seven constructs: self-esteem level, depressive symptoms, extraversion, agreeableness, conscientiousness, neuroticism, and openness to experience, at both Time 1 and Time 2. As in the models reported above, level of self-esteem had a negative prospective effect on depressive symptoms ($\beta = -.23$, $p < .05$). However, none of the Big Five personality traits significantly predicted subsequent depressive symptoms, with standardized regression coefficients ranging from $-.05$ ($p = .43$) for conscientiousness to $.06$ ($p = .38$) for extraversion. Given that, in particular, neuroticism has been discussed as a third variable that may account for the vulnerability effect of low self-esteem, we also tested a model that just included self-esteem level, depressive symptoms, and neuroticism. Again, however, self-esteem level had a significant effect on depressive symptoms ($\beta = -.25$, $p < .05$), whereas neuroticism did not significantly predict depressive symptoms ($\beta = .04$, $p = .64$).

The results of Study 1 suggest that (a) only level of self-esteem, but not instability and contingency of self-esteem, predicts subsequent depressive symptoms; (b) this result holds for both the self-report measure and the statistical index of self-esteem contingency; (c) the pattern of results holds across gender; (d) the vulnerability effect of low self-esteem on depressive symptoms is not influenced by interactions with instability and contingency of self-esteem; and (e) the vulnerability effect of low self-esteem on depressive symptoms holds when neuroticism and all other Big Five personality traits are controlled for.

To cross-validate the findings, we replicated the analyses using a second data set. Study 2 differed from Study 1 in three major characteristics. First, in Study 2 we examined a sample of young adults. The developmental period of young adulthood is particularly important to understand the etiology of depression because the prevalence of depression is high during this period (Blazer, Kessler, McGonagle, & Swartz, 1994) and because self-esteem and depression are likely to show changes due to the many transitions that occur in young adulthood (cf. Erol & Orth, 2011; Mirowsky & Kim, 2007; Orth, Trzesniewski, & Robins, 2010). Second, the data for Study 2 were collected in the work context, using a sample of trainees; moreover, in Study 2 a different type of daily event was assessed: specifically, work-related positive and negative events, which could be used for computing the statistical index of self-esteem contingency. Third, the study design included diary assessments at both Time 1 and Time 2, which enabled us to compute statistical indices of self-esteem instability and contingency on both measurement occasions. Consequently, Study 2 allowed testing for reciprocal relations between these characteristics of self-esteem and the other measures included in the model.

Study 2

Method

Data came from the Trainee Diary Study (TDS), a German-language study with a sample of trainees from a large Swiss company (Orth, Robins, & Meier, 2009).⁸ Participants were assessed on trait measures of self-esteem and depressive symptoms on two occasions separated by 6 weeks (denoted as Time 1 and Time 2). Moreover, during the first 12 workdays after each of the trait assessments at Time 1 and Time 2, participants were assessed using short diary questionnaires including measures of state self-esteem and daily events. Data were collected using Web-based questionnaires that were accessible only to individuals who were invited to participate. Participants received information on the purpose and procedure of the study and were informed that their data would be treated as strictly confidential. Because most of the trainees had to attend school on some of the weekdays, six daily reports per assessment period (i.e., Time 1 and Time 2) were expected for each participant. However, for practical reasons, participants received e-mails providing access to the questionnaire on every weekday; therefore, the maximum number of daily reports per assessment period was 12. The average number of daily reports was 5.2 at Time 1 and 7.2 at Time 2. The daily diary assessments were conducted at 11.30 a.m. After completion of the study, participants were provided with individualized feedback on selected study variables (i.e., how their scale scores compared with the mean score of the sample) and participated in a raffle (in which they could win a portable media player and several audio compact disks) in exchange for participation in the study.

Participants. The sample consisted of 253 trainees (36% female). Mean age of participants at Time 1 was 18.0 years ($SD = 1.3$, range = 16 to 23). Data were available for 222 individuals at Time 1 and for 185 individuals at Time 2. To investigate the potential effect of attrition, we tested for differences on study variables between participants who completed the

Time 2 assessment and participants who had dropped out before Time 2. No significant differences emerged.⁹

Trait measures.

Self-esteem level. As in Study 1, self-esteem level was assessed with the RSE. Responses were measured on a 6-point scale ranging from 0 (*strongly disagree*) to 5 (*strongly agree*). The alpha reliability was .86 at Time 1 and .89 at Time 2.

Self-esteem contingency (self-report). As in Study 1, we used the Others' Approval subscale of the CSW. Responses were measured on a 6-point scale ranging from 0 (*strongly disagree*) to 5 (*strongly agree*). The alpha reliability was .81 at both Time 1 and Time 2.

Depressive symptoms. Depressive symptoms were assessed with the German 15-item short form of the CES-D (Hautzinger & Bailer, 1993). Participants were instructed to assess the frequency of their reactions within the preceding seven days. Responses were measured on a 4-point scale (0 = *rarely or none of the time*, 1 = *sometimes*, 2 = *frequently*, 3 = *most of the time*). The alpha reliability was .92 at both Time 1 and Time 2. On the basis of the recommended cutoff value of 17 (Hautzinger & Bailer, 1993), 17% of participants at Time 1 and 20% of participants at Time 2 exhibited a clinically relevant level of depressive symptoms.

Daily measures.

Daily self-esteem. As in Study 1, daily self-esteem was assessed with five items from the RSE, which were adapted to measure daily self-esteem.¹⁰ The items were: "I take a positive attitude towards myself," "I am satisfied with myself," "I feel that I'm a person of worth," "I certainly feel useful," "I have respect for myself." Participants were instructed to rate the items with regard to their feelings at the present moment. Responses were measured on a 6-point scale

ranging from 0 (*strongly disagree*) to 5 (*strongly agree*). The alpha reliability was .94 at Time 1 and .95 at Time 2, averaged across daily assessments.

Daily events. In the daily assessments, participants reported the occurrence of events at the workplace, using a 12-item scale including six positive events and six negative events. Item examples are: “I completed an important task,” “I was able to help another person in an important matter,” “I made a mistake that will have consequences,” and “I was left alone in a difficult situation.” We aggregated the items into an overall daily event measure by subtracting the number of negative events (possible values ranging from 0 to 6) from the number of positive events (possible values ranging from 0 to 6). Thus, possible values of the overall daily event measure ranged from -6 to +6.

Computing measures of self-esteem instability and self-esteem contingency. The statistical indices of self-esteem instability and self-esteem contingency were computed using the same procedures as in Study 1.

Procedure for the statistical analyses. The analyses were conducted using Mplus 6. We used the same procedures as in Study 1. At Time 1, the percentage of missing data was 13.7% for self-esteem level, 27.3% for self-esteem instability, 13.7% for self-reported self-esteem contingency, 23.9% for the statistical index of self-esteem contingency, and 15.3% for depressive symptoms. At Time 2, the percentage of missing data was 27.5% for self-esteem level, 32.5% for self-esteem instability, 27.8% for self-reported self-esteem contingency, 31.4% for the statistical index of self-esteem contingency, and 28.2% for depressive symptoms.

For the tests of small difference in fit, statistical power was high with values above .99 (MacCallum et al., 2006, Program D).

Results and Discussion

Table 4 shows means and standard deviations of the measures used in Study 2. The models tested were identical to Study 1, except that the Study 2 models included the statistical indices of self-esteem instability and contingency at both Time 1 and Time 2. Again, we first tested models that did not include interactions between the measures of self-esteem level, instability, and contingency. As in Study 1, the test of small difference in fit indicated that metric measurement invariance held across assessments (see Table 5). Consequently, we used metric invariance constraints in the subsequent analyses. The fit of the models was good (Table 5). Furthermore, tests for interactive effects between the self-esteem characteristics on depressive symptoms showed that none of the interaction effects were significant.¹¹

We therefore examined the structural coefficients for Models 2 (Figure 2A) and 4 (Figure 2B), which did not include interactive effects. In Model 2 (self-esteem contingency measured by self-report), six significant cross-lagged effects emerged. First, self-esteem level had a negative prospective effect on depressive symptoms, corresponding to the vulnerability model of low self-esteem and depressive symptoms (Sowislo & Orth, 2012). Second, self-esteem level had negative prospective effects on self-esteem instability and self-esteem contingency. Third, self-esteem instability predicted increases in depression and decreases in self-esteem level. Fourth, depression had a positive effect on subsequent self-esteem contingency. In Model 4 (self-esteem contingency measured by the statistical index), only two significant cross-lagged effects emerged. More precisely, depression was negatively predicted by self-esteem level and was, albeit to a smaller extent, positively predicted by self-esteem instability. Thus, replicating the findings from Study 1, the two measures of self-esteem contingency did not predict change in depressive symptoms, controlling for the effect of self-esteem level and controlling for prior levels of depressive symptoms.¹² However, in contrast to Study 1, self-esteem instability had a

significant prospective effect on depression, although this effect was smaller ($\beta = .16$ to $.18$) than the effect of self-esteem level ($\beta = -.36$ to $-.43$).

Then, using multiple group analyses, we tested for gender differences in the structural coefficients. However, as in Study 1, the test of small difference in fit revealed no significant gender differences.¹³ Finally, as in Study 1, neither the quadratic term of the self-reported self-esteem contingency ($\beta = .01$; $p = .83$) nor the quadratic term of the statistical index of self-esteem contingency ($\beta = .02$; $p = .73$) had a significant effect on depressive symptoms.¹⁴

General Discussion

In this research we examined the question of what constitutes vulnerable self-esteem or, more precisely, which characteristics of self-esteem put individuals at risk for depressive symptoms. As reviewed in the introduction, previous research on the depressogenic effects of self-esteem level, instability, and contingency did not consider all three self-esteem characteristics simultaneously, suffered from low power, and yielded inconsistent results. The present research advances the field by investigating main and interactive effects of self-esteem level, instability, and contingency on depressive symptoms in one overarching model, using data from two independent longitudinal studies. The results from both studies suggest that level, but not contingency, of self-esteem predicts subsequent depressive symptoms. Self-esteem instability predicted depression in Study 2 but not in Study 1, although the effect was smaller than the effect of self-esteem level. The three self-esteem characteristics did not interact in the prediction of depressive symptoms. Moreover, the effect of self-esteem level on depressive symptoms held when controlling for neuroticism and for all other Big Five personality traits. Thus, the findings provide converging evidence for the vulnerability effect of self-esteem level, tentative evidence

for the vulnerability effect of self-esteem instability, and no evidence for the vulnerability effect of self-esteem contingency. Next, we discuss these findings in more detail.

Implications of the Findings

The results of both studies support the vulnerability model of low self-esteem and depression, which states that low self-esteem is a risk factor for depression (Orth et al., 2008; Sowislo & Orth, 2013; Zeigler-Hill, 2011). In both studies, low self-esteem prospectively predicted depressive symptoms (controlling for prior levels of depressive symptoms and instability and contingency of self-esteem). Across both studies, the effect was of about medium size, according to the conventions suggested by Cohen (1988). In contrast, only Study 2 supports the vulnerability effect of self-esteem instability (i.e., the degree of variability in self-esteem across short periods). This result must be interpreted with caution, as the effect is smaller than the effect of self-esteem level and could not be replicated in Study 1, which had a higher statistical power than Study 2. The results of both studies do not support the vulnerability model of contingency (i.e., the degree to which self-esteem fluctuates in response to self-relevant events).

Moreover we tested for a curvilinear, U-shaped relation between self-esteem contingency and depressive symptoms, as sociometer theory suggests that a medium degree of contingency is optimal for psychological adjustment (Leary, 2004). However, in both studies, the results did not support a curvilinear effect. A possible explanation for the nonsignificant result is that depression is a relatively distal outcome of a miscalibrated sociometer; in this case, curvilinear effects of self-esteem contingency on depression could emerge when examining longer prospective time intervals (e.g., several years). However, self-esteem contingency could have more immediate

curvilinear effects on more proximal outcomes of a miscalibrated sociometer, such as negative social reactions, decreased popularity among peers, and withdrawal by relationship partners.

The present results provide important information on the robustness of the vulnerability effect of low self-esteem on depressive symptoms. First, we did not find any significant interactions between level, instability, and contingency of self-esteem, showing that the vulnerability effect of low self-esteem is robust across different levels of self-esteem contingency and self-esteem instability. Second, the results clearly suggest that the vulnerability effect of low self-esteem is not due to a confounding influence of neuroticism or of any of the other Big Five personality traits. Third, as in previous studies (e.g., Orth et al., 2008; Orth, Robins, Trzesniewski, et al., 2009; Sowislo & Orth, 2013), the vulnerability effect of low self-esteem on depressive symptoms held for both men and women. Of course, men and women may differ in their average levels of self-esteem and depression (Hyde, Mezulis, & Abramson, 2008; Kling, Hyde, Showers, & Buswell, 1999). However, the findings suggest that the structural relations between self-esteem and depression are not influenced by gender.

Although the present research did not provide strong support for instability and contingency of self-esteem being vulnerability factors for depressive symptoms, we note that research supports the validity of the constructs and their utility in other fields of research. Several studies have supported the discriminant validity of self-esteem instability and contingency (Crocker et al., 2003; Meier et al., 2011; Okada, 2010; Oosterwegel et al., 2001; Roberts & Gotlib, 1997) and their predictive validity over and above the effects of self-esteem level (Kernis, Grannemann, & Barclay, 1989; Kernis, Lakey, & Heppner, 2008; Park & Crocker, 2005).

Even though the intraindividual standard deviation is considered the gold standard for measuring self-esteem instability (cf. Meier et al., 2011), the approach nevertheless bears some limitations. First, measures of self-esteem instability might show a lower reliability than measures of self-esteem level and might consequently lead to smaller cross-lagged effects.¹⁵ Thus, differences in the strengths of cross-lagged effects might, at least partly, be due to differences in the reliability of the measures. Second, the standard deviation does not distinguish between different forms of instability, such as fewer and larger fluctuations versus multiple smaller fluctuations (Franck & De Raedt, 2007). Consequently, it might be interesting to further investigate different patterns of self-esteem instability and their relation to psychological adjustment. Possibly, not self-esteem instability per se, but only certain patterns of instability (e.g., relatively large fluctuations) constitute vulnerability to depression.

In this research, we used two divergent approaches to measure self-esteem contingency. In addition to a commonly used self-report measure of contingent self-esteem, we computed a statistical index of contingency which captures interindividual differences in the intraindividual effect of daily events on daily self-esteem. We used this nonreactive and more objective approach because the self-assessment of contingent self-esteem is likely a complex cognitive task and people might not be fully aware of their contingencies. Although cognitive psychology suggests that people are able to accurately judge contingencies in many situations (cf. Allan, 1993), in some situations the ability to accurately perceive and report contingencies is significantly reduced (Custers & Aarts, 2011; Dickinson, Shanks, & Evendena, 1984; Fiedler, Freytag, & Meiser, 2009; Tversky & Kahneman, 1982). For example, Leary et al. (2003) showed that the event of social disapproval clearly affected the self-esteem of even those individuals who believed that evaluations by others do not influence their self-esteem (but see Park & Crocker,

2008). It is, however, important to note that the statistical index of self-esteem contingency is not a completely objective measure, as it is based on self-reports on positive and negative events, which may be biased. For instance, if inaccuracy of event memory correlates with fluctuations in self-esteem, the validity of the statistical index might be reduced. Future research would therefore benefit from using an objective measure of events. Yet, the convergence of the present findings across the self-report measure and the more objective measure strengthens the conclusion that contingent self-esteem is not a risk factor for depressive symptoms.

Limitations and Conclusions

A limitation of the present research is that the study designs do not allow for strong conclusions regarding the causal influence of self-esteem on depressive symptoms, because effects may be caused by third variables that were not controlled for (Finkel, 1995). However, as reported above, Study 1 enabled us to partially overcome this limitation by statistically controlling for possible third-variable effects of broad personality factors such as neuroticism. The findings suggest that the vulnerability effect of low self-esteem on depressive symptoms is not due to confounding effects of the Big Five personality traits. Correspondingly, Orth, Robins, Widaman, and Conger (2014) found that the prospective effect of low self-esteem on depressive symptoms held when social support, maternal depressive symptoms, stressful events, and relational victimization were controlled for. These results cumulatively strengthen the case for the vulnerability model of low self-esteem.

Another limitation of the present research is that the results do not allow for firm conclusions with regard to clinical categories of depression such as major depressive disorder. First, the measures of depressive symptoms used in our research rely on self-report; however, conclusions about the antecedents of major depressive disorder should be based on clinical

interviews. Second, we used nonclinical samples, which do not allow for valid conclusions about depressive episodes in clinical populations, even if nontrivial proportions of the samples experienced relatively high levels of depression. However, given that meta-analytic results suggest that the prospective effect of low self-esteem on depression holds in both clinical and nonclinical samples (Sowislo & Orth, 2013) and, moreover, given that low self-esteem prospectively predicts clinically diagnosed depression (Ormel, Oldehinkel, & Vollebergh, 2004; Trzesniewski et al., 2006), we believe that the present findings are relevant also for clinically significant levels of depression.

A strength of the present research is the convergence of findings across the two studies, despite different study characteristics, which increases confidence in the generalizability of the findings. The studies differed in type of sample (relationship partners in Study 1 vs. trainees in Study 2), age of participants (i.e., adults from 18 to 61 years in Study 1 vs. young adults in Study 2), prospective time interval (six months in Study 1 vs. six weeks in Study 2), and type of events used in the statistical index of self-esteem contingency (a broad set of events in Study 1 vs. workplace events in Study 2).

In conclusion, the present results contribute to the refinement of theory about vulnerable self-esteem by providing converging evidence for a vulnerability effect of self-esteem level, tentative evidence for a smaller vulnerability effect of self-esteem instability, and no evidence for a vulnerability effect of self-esteem contingency. If future research confirms the causal link between self-esteem level and depression, these findings have implications for work in clinical and counseling settings. To assess vulnerable self-esteem, it may be less important to examine the extent and causes of fluctuations in self-esteem over multiple assessments, but it may be crucial to assess the overall level of self-esteem. Moreover, when focusing on self-esteem in the

prevention and treatment of depression, interventions should primarily seek to increase a person's level of self-esteem rather than focus on instability and contingency of self-esteem. Nevertheless, future investigations of vulnerable self-esteem are needed to gain a thorough understanding of the processes by which low self-esteem contributes to vulnerability to depression.

References

- Abramson, L. Y., Seligman, M. E. P., & Teasdale, J. D. (1978). Learned helplessness in humans: Critique and reformulation. *Journal of Abnormal Psychology, 87*, 49-74.
- Allan, L. G. (1993). Human contingency judgments: Rule based or associative? *Psychological Bulletin, 114*, 435-448.
- Beck, A. T. (1967). *Depression: Clinical, experimental, and theoretical aspects*. New York, NY: Harper & Row.
- Blascovich, J., & Tomaka, J. (1991). Measures of self-esteem. In J. P. Robinson, P. R. Shaver & L. S. Wrightsman (Eds.), *Measures of personality and social psychological attitudes* (pp. 115-160). San Diego, CA: Academic Press.
- Blatt, S. J., D'Afflitti, J. P., & Quinlan, D. M. (1976). Experiences of depression in normal young adults. *Journal of Abnormal Psychology, 85*, 383-389.
- Blazer, D. G., Kessler, R. C., McGonagle, K. A., & Swartz, M. S. (1994). The prevalence and distribution of major depression in a national community sample: The National Comorbidity Survey. *The American Journal of Psychiatry, 151*, 979-986.
- Bolger, N., & Zuckerman, A. (1995). A framework for studying personality in the stress process. *Journal of Personality and Social Psychology, 69*, 890-902.
- Bollen, K., & Lennox, R. (1991). Conventional wisdom on measurement: A structural equation perspective. *Psychological Bulletin, 110*, 305-314.
- Bos, A. E. R., Huijding, J., Muris, P., Vogel, L. R. R., & Biesheuvel, J. (2010). Global, contingent, and implicit self-esteem and psychopathological symptoms in adolescents. *Personality and Individual Differences, 48*, 311-316.

- Brown, G. W., & Harris, T. (1978). *Social origins of depression: A study of psychiatric disorder*. New York, NY: Free Press.
- Burwell, R. A., & Shirk, S. R. (2006). Self processes in adolescent depression: The role of self-worth contingencies. *Journal of Research on Adolescence, 16*, 479-490.
- Butler, A. C., Hokanson, J. E., & Flynn, H. A. (1994). A comparison of self-esteem lability and low trait self-esteem as vulnerability factors for depression. *Journal of Personality and Social Psychology, 6*, 166-177.
- Cohen, J. (1988). *Statistical power analysis for the behavioral sciences*. Mahwah, NJ: Lawrence Erlbaum Associates Publishers.
- Cohen, J., Cohen, P., West, S. G., & Aiken, L. S. (2003). *Applied multiple regression/correlation analysis for the behavioral sciences* (3rd ed.). Mahwah, NJ: Lawrence Erlbaum Associates Publishers.
- Cole, D. A., & Maxwell, S. E. (2003). Testing mediational models with longitudinal data: Questions and tips in the use of structural equation modeling. *Journal of Abnormal Psychology, 112*, 558-577.
- Crocker, J. (2002a). Contingencies of self-worth: Implications for self-regulation and psychological vulnerability. *Self and Identity, 1*, 143-149.
- Crocker, J. (2002b). The costs of seeking self-esteem. *Journal of Social Issues, 58*, 597-615.
- Crocker, J., Luhtanen, R. K., Cooper, M. L., & Bouvrette, A. (2003). Contingencies of self-worth in college students: Theory and measurement. *Journal of Personality and Social Psychology, 85*, 894-908.
- Crocker, J., & Park, L. E. (2004). The costly pursuit of self-esteem. *Psychological Bulletin, 130*, 392-414.

- Crocker, J., & Wolfe, C. T. (2001). Contingencies of self-worth. *Psychological Review*, *108*, 593-623.
- Custers, R., & Aarts, H. (2011). Learning of predictive relations between events depends on attention, not on awareness. *Consciousness and Cognition*, *20*, 368-378.
- de Man, A. F., Gutiérrez, B. I. B., & Sterk, N. (2001). Stability of self-esteem as moderator of the relationship between level of self-esteem and depression. *North American Journal of Psychology*, *3*, 303-308.
- Dickinson, A., Shanks, D., & Evenden, J. (1984). Judgement of act-outcome contingency: The role of selective attribution. *Quarterly Journal of Experimental Psychology*, *36*, 29-50.
- Eaton, W. W., Smith, C., Ybarra, M., Muntaner, C., & Tien, A. (2004). Center for Epidemiologic Studies Depression Scale: Review and revision (CES-D and CESD-R). In M. E. Maruish (Ed.), *The use of psychological testing for treatment planning and outcomes assessment* (Vol. 3 (Instruments for adults), pp. 363–377). Mahwah, NJ: Erlbaum.
- Erol, R. Y., & Orth, U. (2011). Self-esteem development from age 14 to 30 years: A longitudinal study. *Journal of Personality and Social Psychology*, *101*, 607-619.
- Erol, R. Y., & Orth, U. (2013). Actor and partner effects of self-esteem on relationship satisfaction and the mediating role of secure attachment between the partners. *Journal of Research in Personality*, *47*, 26-35.
- Fiedler, K., Freytag, P., & Meiser, T. (2009). Pseudocontingencies: An integrative account of an intriguing cognitive illusion. *Psychological Review*, *116*, 187-206.
- Finkel, S. E. (1995). *Causal analysis with panel data*. Thousand Oaks, CA: Sage.

- Franck, E., & De Raedt, R. (2007). Self-esteem reconsidered: Unstable self-esteem outperforms level of self-esteem as vulnerability marker for depression. *Behaviour Research and Therapy, 45*, 1531-1541.
- Freud, S. (1917). Mourning and melancholia. *The standard edition of the complete psychological works of Sigmund Freud* (Vol. 14, pp. 237-258). London: Hograth.
- Gray-Little, B., Williams, V. S., & Hancock, T. D. (1997). An item response theory analysis of the Rosenberg Self-Esteem Scale. *Personality and Social Psychology Bulletin, 23*, 443-451.
- Hankin, B. L., Lakdawalla, Z., Carter, I. L., Abela, J. R. Z., & Adams, P. (2007). Are neuroticism, cognitive vulnerabilities, and self-esteem overlapping or distinct risks for depression? Evidence from exploratory and confirmatory factor analyses. *Journal of Social and Clinical Psychology, 26*, 29-63.
- Hautzinger, M., & Bailer, M. (1993). *Allgemeine Depressions Skala: ADS: Manual [Center for Epidemiologic Studies Depression Scale (CES-D): Manual]*. Weinheim: Beltz.
- Hu, L., & Bentler, P. M. (1999). Cutoff criteria for fit indexes in covariance structure analysis: Conventional criteria versus new alternatives. *Structural Equation Modeling, 6*, 1-55.
- Hyde, J. S., Mezulis, A. H., & Abramson, L. Y. (2008). The ABCs of depression: Integrating affective, biological, and cognitive models to explain the emergence of the gender difference in depression. *Psychological Review, 115*, 291-313.
- Jacobson, E. (1975). The regulation of self-esteem. In E. J. Anthony & T. Benedek (Eds.), *Depression and human existence* (pp. 169-181). Boston, MA: Little, Brown.
- John, O. P., Donahue, E. M., & Kentle, R. L. T. (1991). *The Big Five Inventory: Versions 4a and 54*. Berkeley, CA: University of California, Berkeley.

- John, O. P., Naumann, L. P., & Soto, C. J. (2008). Paradigm shift to the integrative Big-Five trait taxonomy: History, measurement, and conceptual issues. In O. P. John, R. W. Robins & L. A. Pervin (Eds.), *Handbook of personality: Theory and research* (pp. 114-158). New York, NY: Guilford Press.
- Joiner, T. E., Alfano, M. S., & Metalsky, G. I. (1992). When depression breeds contempt: Reassurance seeking, self-esteem, and rejection of depressed college students by their roommates. *Journal of Abnormal Psychology, 101*, 165-173.
- Kernis, M. H. (2005). Measuring self-esteem in context: The importance of stability of self-esteem in psychological functioning. *Journal of Personality, 73*.
- Kernis, M. H., Cornell, D. P., Sun, C. R., Berry, A. J., & Harlow, T. (1993). There's more to self-esteem than whether it is high or low: The importance of stability of self-esteem. *Journal of Personality and Social Psychology, 65*, 1190-1204.
- Kernis, M. H., & Goldman, B. M. (2006). Assessing stability of self-esteem and contingent self-esteem. In M. H. Kernis (Ed.), *Self-esteem issues and answers: A sourcebook of current perspectives* (pp. 77-85). New York, NY: Psychology Press.
- Kernis, M. H., Grannemann, B. D., & Barclay, L. C. (1989). Stability and level of self-esteem as predictors of anger arousal and hostility. *Journal of Personality and Social Psychology, 56*, 1013-1022.
- Kernis, M. H., Grannemann, B. D., & Barclay, L. C. (1992). Stability of self-esteem: Assessment, correlates, and excuse making. *Journal of Personality, 60*, 621-644.
- Kernis, M. H., Grannemann, B. D., & Mathis, L. C. (1991). Stability of self-esteem as a moderator of the relation between level of self-esteem and depression. *Journal of Personality and Social Psychology, 61*, 80-84.

- Kernis, M. H., Lakey, C. E., & Heppner, W. L. (2008). Secure versus fragile high self-esteem as a predictor of verbal defensiveness: Converging findings across three different markers. *Journal of Personality, 76*, 477-512.
- Kernis, M. H., Whisenhunt, C. R., Waschull, S. B., Greenier, K. D., Berry, A. J., Herlocker, C. E., & Anderson, C. A. (1998). Multiple facets of self-esteem and their relations to depressive symptoms. *Personality and Social Psychology Bulletin, 24*, 657–668.
- Kim, J., & Cicchetti, D. (2009). Mean-level change and intraindividual variability in self-esteem and depression among high-risk children. *International Journal of Behavioral Development, 33*, 202-214.
- Kline, R. B. (1998). *Principles and practice of structural equation modeling*. New York, NY: Guilford.
- Kling, K. C., Hyde, J. S., Showers, C. J., & Buswell, B. N. (1999). Gender differences in self-esteem: A meta-analysis. *Psychological Bulletin, 125*, 470-500.
- Kuster, F., Orth, U., & Meier, L. L. (2012). Rumination mediates the prospective effect of low self-esteem on depression: A five-wave longitudinal study. *Personality and Social Psychology Bulletin, 38*, 747-759.
- Lang, F. R., Lüdtke, O., & Asendorpf, J. B. (2001). Testgüte und psychometrische Äquivalenz der deutschen Version des Big Five Inventory (BFI) bei jungen, mittelalten und alten Erwachsenen [Validity and psychometric equivalence of the German version of the Big Five Inventory in young, middle-aged, and old adults]. *Diagnostica, 47*, 111-121.
- Leary, M. R. (2004). The sociometer, self-esteem, and the regulation of interpersonal behavior. In R. F. Baumeister & K. D. Vohs (Eds.), *Handbook of self-regulation* (pp. 373-391). New York, NY: Guilford.

- Leary, M. R. (2006). To what extent is self-esteem influenced by interpersonal as compared with intrapersonal processes? What are these processes? In M. H. Kernis (Ed.), *Self-esteem issues and answers: A sourcebook of current perspectives* (pp. 194-200). New York, NY: Psychology Press.
- Leary, M. R., & Baumeister, R. F. (2000). The nature and function of self-esteem: Sociometer theory. In M. P. Zanna (Ed.), *Advances in experimental social psychology* (Vol. 32, pp. 1-62). New York, NY: Academic Press.
- Leary, M. R., Gallagher, B., Fors, E., Buttermore, N., Baldwin, E., Kennedy, K., & Mills, A. (2003). The invalidity of disclaimers about the effects of social feedback on self-esteem. *Personality and Social Psychology Bulletin*, 29, 623-636.
- Lewinsohn, P. M., Antonuccio, D. O., Steinmetz, J., & Teri, L. (1984). *The coping with depression course: A psychoeducational intervention for unipolar depression*. Eugene, OR: Castalia Publishing.
- Little, T. D., Cunningham, W. A., Shahar, G., & Widaman, K. F. (2002). To parcel or not to parcel: Exploring the question, weighing the merits. *Structural Equation Modeling*, 9, 151-173.
- Little, T. D., Preacher, K. J., Selig, J. P., & Card, N. A. (2007). New developments in latent variable panel analyses of longitudinal data. *International Journal of Behavioral Development*, 31, 357-365.
- Little, T. D., Rhemtulla, M., Gibson, K., & Schoemann, A. M. (2013). Why the items versus parcels controversy needn't be one. *Psychological Methods*, 18, 285-300.

- MacCallum, R. C., Browne, M. W., & Cai, L. (2006). Testing differences between nested covariance structure models: Power analysis and null hypotheses. *Psychological Methods, 11*, 19-35.
- Marsh, H. W. (1996). Positive and negative global self-esteem: A substantively meaningful distinction or artifactors? *Journal of Personality and Social Psychology, 70*, 810-819.
- Meier, L. L., Orth, U., Denissen, J. J. A., & Kühnel, A. (2011). Age differences in instability, contingency, and level of self-esteem across the life span. *Journal of Research in Personality, 45*, 604-612.
- Meier, L. L., Semmer, N. K., & Hupfeld, J. (2009). The impact of unfair treatment on depressive mood: The moderating role of self-esteem level and self-esteem instability. *Personality and Social Psychology Bulletin, 35*, 643-655.
- Metalsky, G. I., & Joiner, T. E. (1992). Vulnerability to depressive symptomatology: A prospective test of the diathesis-stress and causal mediation components of the hopelessness theory of depression. *Journal of Personality and Social Psychology, 63*, 667-675.
- Metalsky, G. I., Joiner, T. E., Hardin, T. S., & Abramson, L. Y. (1993). Depressive reactions to failure in a naturalistic setting: A test of the hopelessness and self-esteem theories of depression. *Journal of Abnormal Psychology, 102*, 101-109.
- Mirowsky, J., & Kim, J. (2007). Graphing age trajectories: Vector graphs, synthetic and virtual cohort projections, and cross-sectional profiles of depression. *Sociological Methods and Research, 35*, 497-541.
- Mroczek, D. K., & Almeida, D. M. (2004). The effect of daily stress, personality, and age on daily negative affect. *Journal of Personality, 72*, 355-378.

- Muthén, L. K., & Muthén, B. O. (2010). *Mplus user's guide: Sixth edition*. Los Angeles, CA: Author.
- Nezlek, J. B. (2001). Multilevel random coefficient analyses of event- and interval contingent data in social and personality psychology research. *Personality and Social Psychology Bulletin, 27*, 771-785.
- Nolen-Hoeksema, S. (2000). The role of rumination in depressive disorders and mixed anxiety/depressive symptoms. *Journal of Abnormal Psychology, 109*, 504-511.
- Okada, R. (2010). A meta-analytic review of the relation between self-esteem level and self-esteem instability. *Personality and Individual Differences, 48*, 243-246.
- Oosterwegel, A., Field, N., Hart, D., & Anderson, K. (2001). The relation of self-esteem variability to emotion variability, mood, personality traits, and depressive tendencies. *Journal of Personality, 69*, 689-708.
- Ormel, J., Oldehinkel, A. J., & Brilman, E. I. (2001). The interplay and etiological continuity of neuroticism, difficulties, and life events in the etiology of major and subsyndromal, first and recurrent depressive episodes in later life. *American Journal of Psychiatry, 158*, 885-891.
- Ormel, J., Oldehinkel, A. J., & Vollebergh, W. (2004). Vulnerability before, during, and after a major depressive episode: A 3-wave population-based study. *Archives of General Psychiatry, 61*, 990-996.
- Orth, U. (2013). How large are actor and partner effects of personality on relationship satisfaction? The importance of controlling for shared method variance. *Personality and Social Psychology Bulletin, 39*, 1359-1372.

- Orth, U., & Robins, R. W. (2013). Understanding the link between low self-esteem and depression. *Current Directions in Psychological Science, 22*, 455-460.
- Orth, U., Robins, R. W., & Meier, L. L. (2009). Disentangling the effects of low self-esteem and stressful events on depression: Findings from three longitudinal studies. *Journal of Personality and Social Psychology, 97*, 307-321.
- Orth, U., Robins, R. W., & Roberts, B. W. (2008). Low self-esteem prospectively predicts depression in adolescence and young adulthood. *Journal of Personality and Social Psychology, 95*, 695-708.
- Orth, U., Robins, R. W., Trzesniewski, K. H., Maes, J., & Schmitt, M. (2009). Low self-esteem is a risk factor for depressive symptoms from young adulthood to old age. *Journal of Abnormal Psychology, 118*, 472-478.
- Orth, U., Robins, R. W., Widaman, K. F., & Conger, R. D. (2014). Is low self-esteem a risk factor for depression? Findings from a longitudinal study of Mexican-origin youth. *Developmental Psychology, 50*, 622-633.
- Orth, U., Trzesniewski, K. H., & Robins, R. W. (2010). Self-esteem development from young adulthood to old age: A cohort-sequential longitudinal study. *Journal of Personality and Social Psychology, 98*, 645-658.
- Park, L. E., & Crocker, J. (2005). Interpersonal consequences of seeking self-esteem. *Personality and Social Psychology Bulletin, 31*, 1587-1598.
- Park, L. E., & Crocker, J. (2008). Contingencies of self-worth and responses to negative interpersonal feedback. *Self and Identity, 7*, 184-203.
- Radloff, L. S. (1977). The CES-D Scale: A self-report depression scale for research in the general population. *Applied Psychological Measurement, 1*, 385-401.

- Rado, S. (1928). The problem of melancholia. *International Journal of Psychoanalysis*, 9, 420-438.
- Roberts, J. E., & Gotlib, I. H. (1997). Temporal variability in global self-esteem and specific self-evaluation as prospective predictors of emotional distress: Specificity in predictors and outcome. *Journal of Abnormal Psychology*, 106, 521-529.
- Roberts, J. E., Kassel, J. D., & Gotlib, I. H. (1995). Level and stability of self-esteem as predictors of depressive symptoms. *Personality and Individual Differences*, 19, 217-224.
- Roberts, J. E., & Monroe, S. M. (1992). Vulnerable self-esteem and depressive symptoms: Prospective findings comparing three alternative conceptualizations. *Journal of Personality and Social Psychology*, 62, 804-812.
- Roberts, J. E., & Monroe, S. M. (1994). A multidimensional model of self-esteem in depression. *Clinical Psychology Review*, 14, 161-181.
- Roberts, J. E., Shapiro, A. M., & Gamble, S. A. (1999). Level and perceived stability of self-esteem prospectively predict depressive symptoms during psychoeducational group treatment. *British Journal of Clinical Psychology*, 38, 425-429.
- Robins, R. W., Hendin, H. M., & Trzesniewski, K. H. (2001). Measuring global self-esteem: Construct validation of a single-item measure and the Rosenberg Self-Esteem Scale. *Personality and Social Psychology Bulletin*, 27, 151-161.
- Rosenberg, M. (1965). *Society and the adolescent self-image*. Princeton, NJ: Princeton University Press.
- Sargent, J. T., Crocker, J., & Luhtanen, R. K. (2006). Contingencies of self-worth and depressive symptoms in college students. *Journal of Social and Clinical Psychology*, 25, 628-646.

- Schafer, J. L., & Graham, J. W. (2002). Missing data: Our view of the state of the art. *Psychological Methods, 7*, 147-177.
- Sowislo, J. F., & Orth, U. (2013). Does low self-esteem predict depression and anxiety? A meta-analysis of longitudinal studies. *Psychological Bulletin, 139*, 213-240.
- Teasdale, J. D., & Dent, J. (1987). Cognitive vulnerability to depression: An investigation of two hypotheses. *British Journal of Clinical Psychology, 26*, 113-126.
- Trzesniewski, K. H., Donnellan, M. B., Moffitt, T. E., Robins, R. W., Poulton, R., & Caspi, A. (2006). Low self-esteem during adolescence predicts poor health, criminal behavior, and limited economic prospects during adulthood. *Developmental Psychology, 42*, 381-390.
- Trzesniewski, K. H., Donnellan, M. B., & Robins, R. W. (2003). Stability of self-esteem across the life span. *Journal of Personality and Social Psychology, 84*, 205-220.
- Tversky, A., & Kahneman, D. (1982). Evidential impact of base rates. In D. Kahneman, P. Slovic & A. Tversky (Eds.), *Judgment under uncertainty: Heuristics and biases* (pp. 153-160). Cambridge, GB: Cambridge University Press.
- Vickery, C. D., Evans, C. C., Sepehri, A., Jabeen, L. N., & Gayden, M. (2009). Self-esteem stability and depressive symptoms in acute stroke rehabilitation: Methodological and conceptual expansion. *Rehabilitation Psychology, 54*, 332-342.
- Vickery, C. D., Sepehri, A., Evans, C. C., & Jabeen, L. N. (2009). Self-esteem level and stability, admission functional status, and depressive symptoms in acute inpatient stroke rehabilitation. *Rehabilitation Psychology, 54*, 432-439.
- Vickery, C. D., Sepehri, A., Evans, C. C., & Lee, J. E. (2008). The association of level and stability of self-esteem and depressive symptoms in the acute inpatient stroke rehabilitation setting. *Rehabilitation Psychology, 53*, 171-179.

- von Collani, G., & Herzberg, P. Y. (2003). Eine revidierte Fassung der deutschsprachigen Skala zum Selbstwertgefühl von Rosenberg. *Zeitschrift für Differentielle und Diagnostische Psychologie, 1*, 3-7.
- Watson, D., Suls, J., & Haig, J. (2002). Global self-esteem in relation to structural models of personality and affectivity. *Journal of Personality and Social Psychology, 83*, 185–197.
- Widaman, K. F., Ferrer, E., & Conger, R. D. (2010). Factorial invariance within longitudinal structural equation models: Measuring the same construct across time. *Child Development Perspectives, 4*, 10-18.
- Wouters, S., Duriez, B., Luyckx, K., Klimstra, T., Colpin, H., Soenens, B., & Verschueren, K. (2013). Depressive symptoms in university freshmen: Longitudinal relations with contingent self-esteem and level of self-esteem. *Journal of Research in Personality, 47*, 356-363.
- Zeigler-Hill, V. (2011). The connections between self-esteem and psychopathology. *Journal of Contemporary Psychotherapy, 41*, 157-164.

Footnotes

¹ Furthermore, the cross-sectional correlations of depression with self-esteem level ($r = -.60$ at Time 1 and $r = -.58$ at Time 2) and with the self-report measure of self-esteem contingency ($r = .23$ at Time 1 and $r = .29$ at Time 2) were quite similar across time.

² The five items of the RSE were chosen ad hoc for the survey instrument of the present study. However, given that previous research indicates that self-esteem can be validly measured with few items (Gray-Little et al., 1997) or even a single item (Robins et al., 2001), and given that the internal consistency of the present scale was high, there is reason to believe that the present scale is a reliable and valid measure.

³ We did not compute the alpha reliability for the daily event measures used in Studies 1 and 2. Coefficient alpha is not an appropriate measure of reliability for these scales because they are emergent, not latent, constructs, defined by an aggregation of relatively independent indicators (Bollen & Lennox, 1991).

⁴ As some theories (e.g., Crocker & Wolfe, 2001) assume an interactive effect of self-esteem contingency and events on depression, we additionally tested for this interaction. We computed an overall positive event score by summing all positive events across the consecutive daily measurements and an overall negative event score by summing all negative events across the consecutive daily measurements. Separately for positive and negative events, the main effect of events and the interaction between events and self-esteem contingency on depression were added to Model 2 and Model 4. None of the interactions was significant, neither for self-esteem contingency measured by self-report nor for self-esteem contingency measured by the statistical index.

⁵ Because of the exploratory character of the interaction tests, we adjusted the significance level following the Bonferroni method. Thus, for the six interactions the significance level was adjusted to $p < .008$ (i.e., dividing .05 by 6).

⁶ With regard to self-reported contingency of self-esteem, we chose to focus on the Others' Approval CSW subscale because interpersonal acceptance is considered the most important source of self-esteem (Leary & Baumeister, 2000). However, given that the MPI includes two additional self-report scales of contingent self-esteem, we replicated the analyses using these measures (no other contingency scales were included in the data set). The two scales measured contingency in the domain of job performance (adapted from the "Academic Competence" subscale of the CSW; item example: "My self-esteem is influenced by my job performance") and in the relationship domain (adapted from the "Family Support" subscale of the CSW; item example: "Knowing that my partner loves me makes me feel good about myself"). Both scales included 5 items. The alpha reliabilities ranged from .71 to .79. For both scales, the results were virtually identical to the results for the Others' Approval subscale: only level, but not instability and contingency, of self-esteem predicted subsequent depressive symptoms.

⁷ The variables self-reported contingency and statistical index of self-esteem contingency were centered for the analyses.

⁸ Orth, Robins, and Meier (2009, Study 2) used the data of the TDS to examine the relation between level of self-esteem and depression; however, that study did not examine whether instability and contingency of self-esteem predict depression or whether instability and contingency interact with level of self-esteem in the prediction of depression.

⁹ Furthermore, the cross-sectional correlations of depression with self-esteem level ($r = -.64$ at Time 1 and $r = -.72$ at Time 2), with self-esteem instability ($r = .26$ at Time 1 and $r = .33$ at Time 2), with the self-report measure of self-esteem contingency ($r = .17$ at Time 1 and $r = .23$ at Time 2), and with the statistical index of self-esteem contingency ($r = .49$ at both Time 1 and Time 2) were quite similar across time.

¹⁰ The five items of the RSE were chosen ad hoc for the survey instrument of the present study. However, as in Study 1, there is reason to believe that the present scale is a reliable and valid measure (see Footnote 2).

¹¹ As in Study 1, because of the exploratory character of the interaction tests, we adjusted the significance level following the Bonferroni method. Thus, for the six interactions the significance level was adjusted to $p < .008$ (i.e., dividing .05 by 6). Furthermore, using the same procedures as in Study 1, we tested for interactions of self-esteem contingency with events on subsequent depression (see Footnote 5). As in Study 1, none of the interactions was significant, neither for self-esteem contingency measured by self-report nor for self-esteem contingency measured by the statistical index.

¹² As in Study 1, with regard to self-reported contingency of self-esteem, we focused on the Others' Approval subscale of the CSW. However, given that the TDS includes two additional self-report scales of contingent self-esteem, we replicated the analyses using these measures (no other contingency scales were included in the data set). The two scales measured contingency in the domains of physical attractiveness (i.e., the "Appearance" subscale of the CSW; item example: "My self-esteem is influenced by how attractive I think my face or facial features are") and job performance (adapted from the "Academic Competence" subscale of the CSW; item example: "My self-esteem is influenced by my job performance"). Both scales included 5 items

and the alpha reliabilities ranged from .71 to .79 across the two waves. For both scales, the results were virtually identical to the results for the Others' Approval subscale: self-esteem level, and to a smaller extent self-esteem instability, predicted subsequent depressive symptoms.

¹³ Due to the restricted sample size (i.e., $n = 80$ in the female group), the results of the multiple group analysis testing for gender differences in the structural coefficients must be treated with caution. Although there are no valid rules of thumb regarding sample size in structural equation modeling, estimating complex models with less than 100 cases is generally problematic (Kline, 1998).

¹⁴ As in Study 1, the variables self-reported contingency and statistical index of self-esteem contingency were centered for the analyses.

¹⁵ This criticism applies to the statistical index of self-esteem contingency as well.

Table 1

Summary of Previous Studies Simultaneously Testing the Effects of Level and Instability of Self-Esteem on Subsequent Depression, Controlling for Prior Depression

Study	<i>N</i>	% female	Prospective time interval	Main effect of SE level	Main effect of SE instability	Interaction effect of SE level and instability
Butler et al. (1994, Study 2) ^a	73	77	5 months	<i>ns</i>	+	<i>ns</i>
Franck & De Raedt (2007) ^b	52	78	6 months	<i>ns</i>	+	<i>ns</i>
Kernis et al. (1998, BDI) ^c	98	86	4 weeks	<i>ns</i>	+	<i>ns</i>
Kernis et al. (1998, CES-D) ^c	98	86	4 weeks	<i>ns</i>	<i>ns</i>	+
Kim & Cicchetti (2009) ^{d,e}	215	36	1.5 years ^f	–	<i>ns</i>	not tested
Roberts & Gotlib (1997) ^{e,g}	122	100	6 weeks	<i>ns</i>	<i>ns</i>	not tested
Roberts et al. (1999)	26	65	11 weeks ^h	–	+	+
Vickery et al. (2009) ^{e,i,j}	120	57	not available	–	<i>ns</i>	<i>ns</i>

Note. SE = self-esteem; BDI = Beck Depression Inventory; CES-D = Center for Epidemiologic Studies-Depression Scale; “+” denotes a significant positive effect; “–” denotes a significant negative effect; “*ns*” denotes a nonsignificant effect.

^a Effects were controlled for a measure of life stress and additional interactive effects. ^b Effects were controlled for history of depression (i.e., never depressed vs. formerly depressed). ^c Effects were controlled for a measure of daily hassles and additional

interactive effects. ^d Effects were controlled for maltreatment status and additional interactive effects. ^e Self-esteem level was operationalized as average across daily assessments. ^f Information on the predictors were based on aggregations of repeated measurements over four occasions (with 1-year intervals). Depression on the fourth occasion served as the outcome variable. We thus used the mean prospective time interval. ^g Effects were controlled for anxiety at Times 1 and 2, severity of lifetime depression, neuroticism, competence, life stress, and additional interactive effects. ^h The exact prospective time interval was not given. However, we estimated the time interval based on the following information: Predictors were based on mean scores of an intake assessment, which was conducted between one and three weeks prior to the first treatment session and an assessment at the first treatment session. The treatment took eight weeks (see Lewinsohn, Antonuccio, Steinmetz, & Teri, 1984). The outcome was based on mean scores of the final treatment session and the follow-up, which was conducted between one and three weeks after the final treatment session. ⁱ Vickery, Evans, Sephiri, Jabeen, & Gayden (2009). ^j Effects were controlled for hospitalization-based hassles.

Table 2

Means and Standard Deviations of the Manifest Variables in Study 1

Variable	Time 1		Time 2	
	<i>M</i>	<i>SD</i>	<i>M</i>	<i>SD</i>
SE level	4.07	0.75	4.17	0.75
SE instability	0.37	0.22	--	--
SE contingency (self-report)	2.71	0.88	2.73	0.90
SE contingency (statistical index)	0.07	0.05	--	--
Depressive symptoms	0.60	0.43	0.56	0.43
Extraversion	3.46	0.72	3.50	0.69
Agreeableness	3.59	0.54	3.62	0.53
Conscientiousness	3.59	0.66	3.67	0.60
Neuroticism	2.77	0.75	2.72	0.74
Openness to experience	3.74	0.66	3.73	0.65

Note. Dash indicates that data were not available. SE = self-esteem.

Table 3

Fit of the Models Tested in Study 1

Model	χ^2	<i>df</i>	TLI	CFI	BIC	RMSEA [90% CI]
Model with self-reported self-esteem contingency (Figure 1A)						
1. Free loadings	222.1*	123	.98	.97	9363	.047 [.037, .056]
2. Metric invariance	238.1*	129	.98	.97	9344	.048 [.038, .057]
Model with statistical index of self-esteem contingency (Figure 1B)						
3. Free loadings	123.2*	58	.98	.97	2911	.055 [.042, .069]
4. Metric invariance	138.1*	62	.98	.97	2902	.058 [.045, .070]

Note. For BIC, lower values indicate better model fit. TLI = Tucker-Lewis index; CFI = comparative fit index; BIC = Bayesian information criterion; RMSEA = root-mean-square error of approximation; CI = confidence interval.

* $p < .05$.

Table 4

Means and Standard Deviations of the Manifest Variables in Study 2

Variable	Time 1		Time 2	
	<i>M</i>	<i>SD</i>	<i>M</i>	<i>SD</i>
SE level	3.78	0.86	3.74	0.90
SE instability	0.51	0.35	0.44	0.30
SE contingency (self-report)	2.77	1.10	2.75	1.07
SE contingency (statistical index)	0.14	0.04	0.11	0.07
Depressive symptoms	0.68	0.56	0.72	0.59

Note. SE = self-esteem.

Table 5

Fit of the Models Tested in Study 2

Model	χ^2	<i>df</i>	TLI	CFI	BIC	RMSEA [90% CI]
Model with self-reported self-esteem contingency (Figure 2A)						
1. Free loadings	187.7*	135	.98	.98	7283	.041 [.025, .054]
2. Metric invariance	198.3*	141	.98	.97	7261	.041 [.027, .054]
Model with statistical index of self-esteem contingency (Figure 2B)						
3. Free loadings	89.6	74	.99	.99	2518	.030 [.000, .050]
4. Metric invariance	93.7	78	.99	.99	2500	.029 [.000, .049]

Note. For BIC, lower values indicate better model fit. TLI = Tucker-Lewis index; CFI = comparative fit index; BIC = Bayesian information criterion; RMSEA = root-mean-square error of approximation; CI = confidence interval.

* $p < .05$.

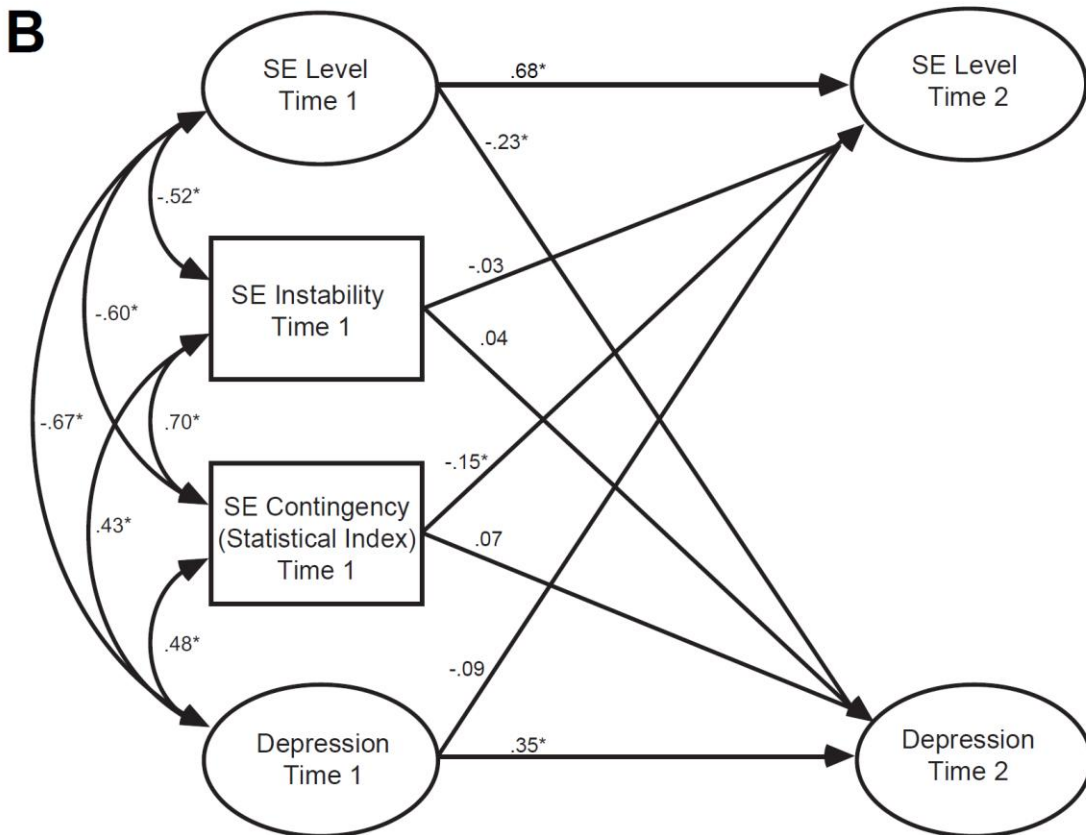
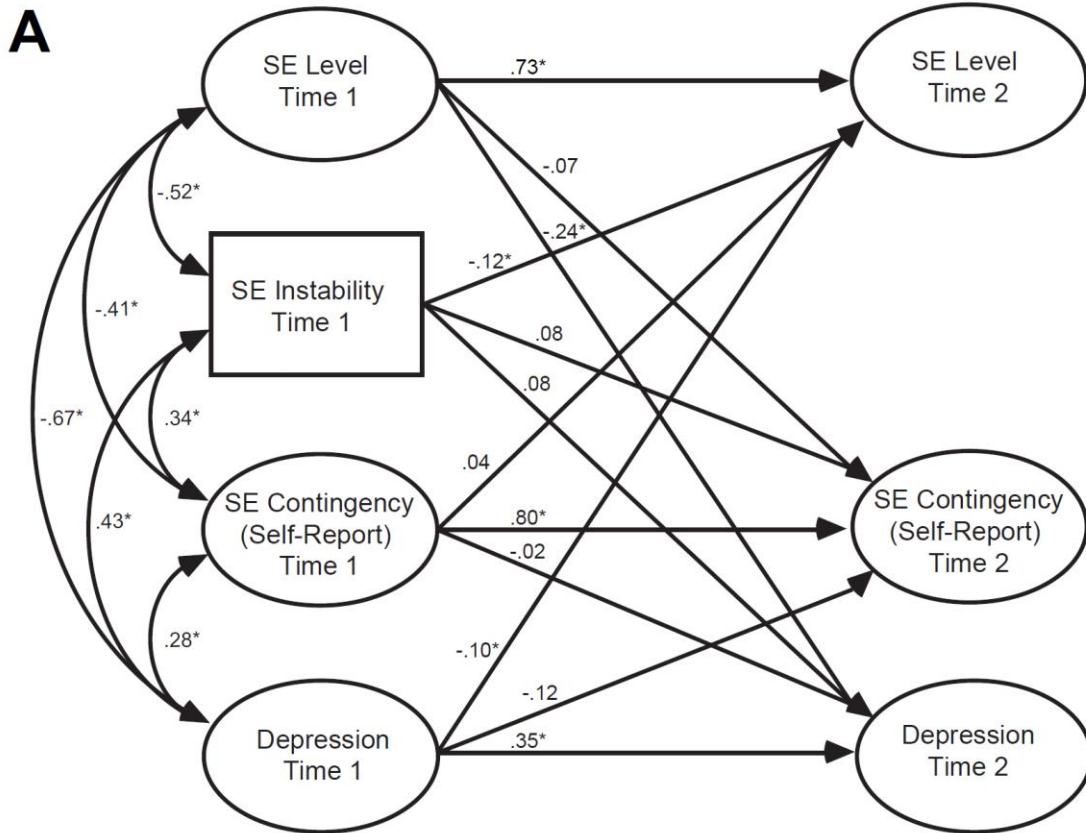


Figure 1. Standardized structural coefficients for the “no interaction” models with longitudinal constraints (Study 1). Panel A shows the model with self-esteem contingency measured by self-report and Panel B the model with self-esteem contingency measured by the statistical index.

To keep the figure simple, indicators of latent variables and correlations of residual variances at Time 2 are omitted. SE = self-esteem.

* $p < .05$.

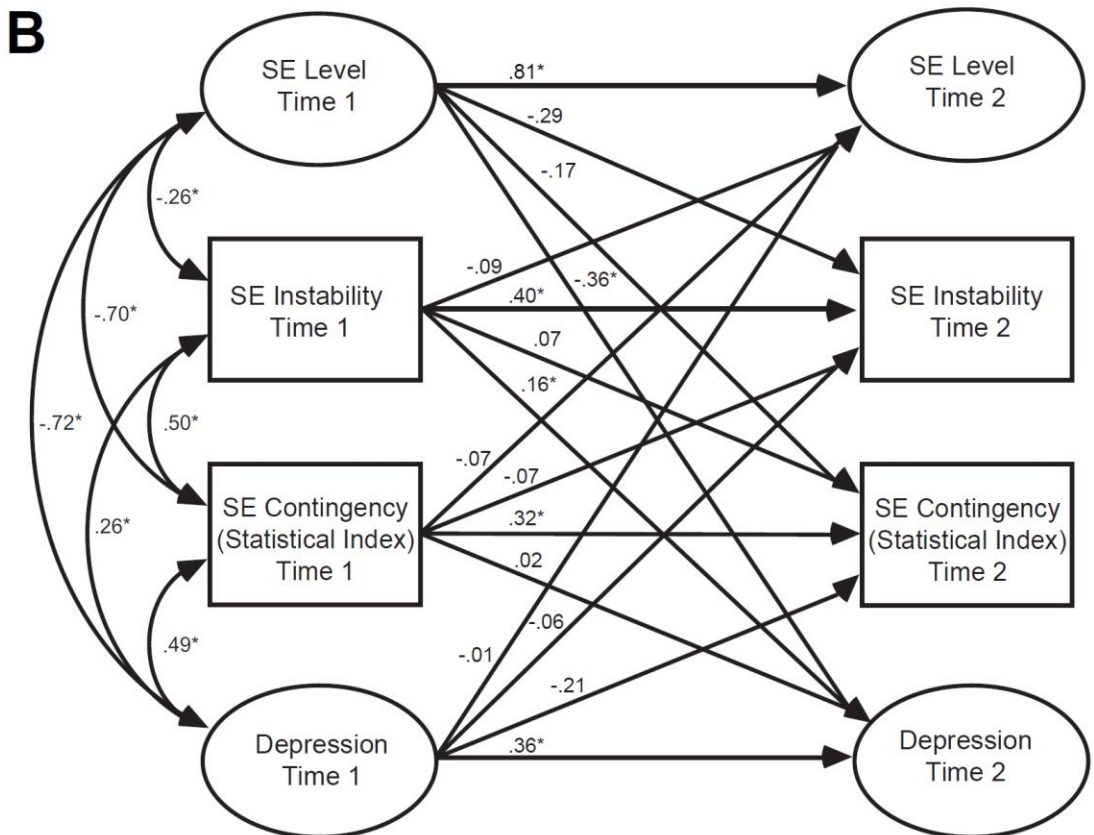
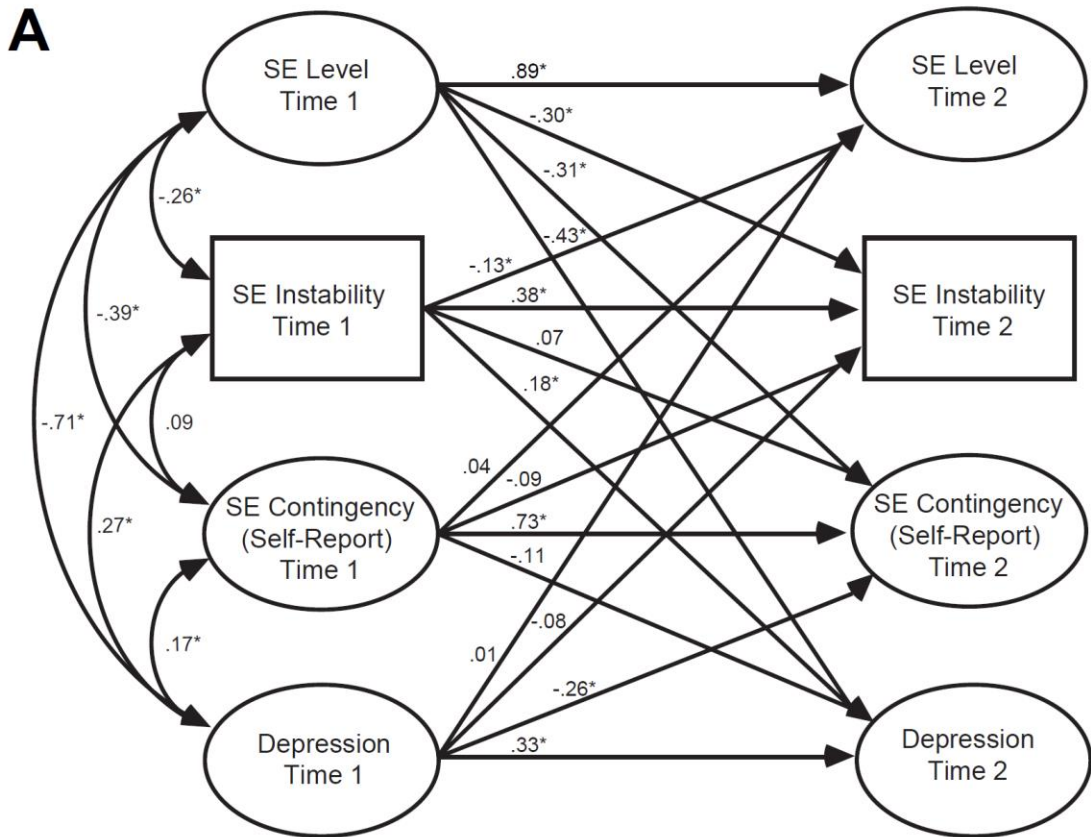


Figure 2. Standardized structural coefficients for the “no interaction” models with longitudinal constraints (Study 2). Panel A shows the model with self-esteem contingency measured by self-report and Panel B the model with self-esteem contingency measured by the statistical index.

To keep the figure simple, indicators of latent variables and correlations of residual variances at Time 2 are omitted. SE = self-esteem.

* $p < .05$.

Supplementary Material

Table 1

Intercorrelations of Self-Esteem Characteristics, Depressive Symptoms, and the Big Five Personality Traits in Study 1

Variables	1	2	3	4	5	6	7	8	9	10	11	12	13
1. SE level, Time 1	--												
2. SE level, Time 2	.80*	--											
3. SE instability, Time 1	-.50*	-.50*	--										
4. SE contingency (self-report), Time 1	-.36*	-.29*	.32*	--									
5. SE contingency (self-report), Time 2	-.34*	-.37*	.33*	.73*	--								
6. SE contingency (statistical index), Time 1	-.57*	-.61*	.69*	.30*	.34*	--							
7. Depressive symptoms, Time 1	-.60*	-.56*	.40*	.23*	.29*	.45*	--						
8. Depressive symptoms, Time 2	-.47*	-.58*	.33*	.22*	.29*	.39*	.51*	--					
9. Extraversion, Time 1	.37*	.34*	-.18*	-.13*	-.16*	-.26*	-.30*	-.18*	--				
10. Agreeableness, Time 1	.33*	.29*	-.21*	-.08	-.06	-.22*	-.28*	-.21*	.26*	--			
11. Conscientiousness, Time 1	.28*	.32*	-.26*	-.05	-.10	-.26*	-.34*	-.22*	.20*	.30*	--		
12. Neuroticism, Time 1	-.66*	-.58*	.43*	.38*	.34*	.47*	.52*	.38*	-.28*	-.42*	-.26*	--	
13. Openness to experience, Time 1	.04	.09	.09	-.05	-.11*	.01	.03	-.04	.24*	.14*	-.01	.00	--

Note. SE = self-esteem; * $p < .05$.

Table 2

Intercorrelations of Self-Esteem Characteristics and Depressive Symptoms in Study 2

Variables	1	2	3	4	5	6	7	8	9	10
1. SE level, Time 1	--									
2. SE level, Time 2	.77*	--								
3. SE instability, Time 1	-.24*	-.41*	--							
4. SE instability, Time 2	-.32*	-.30*	.43*	--						
5. SE contingency (self-report), Time 1	-.34*	-.28*	.08	.06	--					
6. SE contingency (self-report), Time 2	-.38*	-.41*	.17*	.08	.74*	--				
7. SE contingency (statistical index), Time 1	-.65*	-.67*	.52*	.35*	.24*	.24*	--			
8. SE contingency (statistical index), Time 2	-.55*	-.59*	.41*	.60*	.20*	.21*	.61*	--		
9. Depressive symptoms, Time 1	-.64*	-.61*	.26*	.28*	.17*	.09	.49*	.51*	--	
10. Depressive symptoms, Time 2	-.61*	-.72*	.40*	.33*	.11	.23*	.53*	.49*	.65*	--

Note. SE = self-esteem; * $p < .05$.