

Framework for Contextual Outlier Identification using Multivariate Analysis approach and Unsupervised Learning

Madhu Chandra G¹, Sreerama Reddy G. M.²

^{1,2}Dept. of Electronics & Communication Engineering, C Byregowda Institute of Technology, Kolar, India

¹Visvesvaraya Technological University, Belagavi, India

Article Info

Article history:

Received Dec 29, 2017

Revised Mar 20, 2018

Accepted Mar 28, 2018

Keyword:

Accuracy

Identification

Multivariate analysis

Outlier

Scene context

Sparsity

ABSTRACT

Majority of the existing commercial application for video surveillance system only captures the event frames where the accuracy level of captures is too poor. We reviewed the existing system to find that at present there is no such research technique that offers contextual-based scene identification of outliers. Therefore, we presented a framework that uses unsupervised learning approach to perform precise identification of outliers for a given video frames concerning the contextual information of the scene. The proposed system uses matrix decomposition method using multivariate analysis to maintain an equilibrium better faster response time and higher accuracy of the abnormal event/object detection as an outlier. Using an analytical methodology, the proposed system blocking operation followed by sparsity to perform detection. The study outcome shows that proposed system offers an increasing level of accuracy in contrast to the existing system with faster response time.

Copyright © 2018 Institute of Advanced Engineering and Science.

All rights reserved.

Corresponding Author:

Madhu Chandra G,

Dept. of Electronics & Communication Engineering,

C Byregowda Institute of Technology,

Kolar, India.

Email: madhu.guru1984@gmail.com

1. INTRODUCTION

The usage and technical adoption of the video surveillance system has been increasing in faster pace owing to the increasing security concerns [1]. At present, there are various processing techniques of video that has significantly benefited the computer vision strategies to a great extent [2], [3]. Although, existing system are capable of capturing the high definition video as well as transmit the high-definition video frames over wireless links, but they also suffers from some significant pitfalls [4], [5]. The most prominent issues in the existing system are to perform identification of the outliers that may come in different shape and form of an object present in the scene with respect to its context [6]. The meaning of the outlier pertains to presence of objects or events that has highly less probability to occur with respect to the given context of the scene. Construction a framework in order to perform identification of such events or objects is quite challenging especially considering unsupervised manner and hence it has drawn the attention of the research communities. The existing approaches called for using spatial and temporal factors [7], [8], optical flow [9-11], background model [12], Histogram-based [13], [14], behavioral-based template matching [15], [16], etc. From practical implementation viewpoint, the extraction of feature as well as construction of framework is quite significant for an efficient identification of outliers for a given video frames. Therefore, the proposed system offers a unique framework that utilizes unsupervised learning mechanism for developing an involuntary system for detecting abnormal events. We explored that the set of feature-based attributed utilized in existing research work are not capable enough to perform representation of complex contextual behaviour of the video frames. Existing system perform better capturing of information related to gradient

that is better effective for resisting changes against illumination and appearance. However, we have also seen that video frames are more likely exhibit the characteristics of gradients and hence such existing system may ignore a voluminous amount of significant contextual information. The existing systems are also found to have lesser dependencies on data in such a manner that it is not feasible to use the information specific to particular task in the dataset. The proposed study is highly motivated by the advancement in usage of feature towards identification problems [17], [18] and thereby presents a framework that uses matrix decomposition principal in order to optimize the learning process of videos. We find that our proposed system is highly capable of capturing more relevant information with higher range of complication and therefore can harness lots of task-related information present in the dataset. This mechanism is used for extracting features. Therefore, in that context, it can be said that proposed mechanism can offer better performance in contrast to existing system. Another significant contribution of the proposed system is its usage of probability theory to perform computation of level of outliers present from the pixel-levels using block-based transformation process. For the purpose of resisting detection of too much of local values, the proposed system carry out appending of both temporal as well as spatial data that bears more contextual information. It is to be noted that proposed system uses unsupervised learning approach that is completely free from any form of human intervention with respect to both feature-based learning as well as framework-based learning. The study outcome shows better performance with respect to existing system and offers better computational performance while performing the process of identification. Section 1.1 discusses about the existing literatures where different techniques are discussed for detection schemes used in outlier localization in video surveillance system followed by discussion of research problems in Section 1.2 and proposed solution in 1.3. Section 2 discusses about algorithm implementation for accomplishing the proposed research goals followed by discussion of result analysis obtained in Section 3. Finally, the conclusive remarks are provided in Section 4.

1.1. Background

This section discusses the existing techniques towards the identification of significant events in the form of an outlier. Dutta et al. [19] have presented a framework using sparse coding for performing saliency detection as well as identification of outliers. Usage of saliency-based approach was also seen in the work of Jang and Park [20] towards identifying potholes from grayscale images. Wang et al. [21] have used localized histogram for analyzing crowded scene using supervised learning approach. Zhou and Torre [22] have had also adopted spatial as well as a temporal scheme for analyzing human poses using three-dimensional capturing model. Fu et al. [23] have presented a technique for identification of possible outliers framed from the annotation from the video. Li and Haupt [24] investigate the problems associated with the localizing the outliers in larger samples of data inflicted with noise. Xue et al. [25] have introduced a technique where the outlier's detection is carried out by emphasizing on the estimation of foreground considering the sparsity constraint. Zhou et al. [26] have used a low-rank representation for identification of outliers of contiguous type. Gopalan et al. [27] have used learning-based methodology followed by feature extraction from pixel hierarchy and using particle filter to perform identification of the outliers from the traffic data considering lane markings. Abnormal behavior detection is also investigated over a facial data by Yang and Bhanu [28]. Ni et al. [29] have used principal component analysis along with mining-based approach in order to identify a peculiar pattern of age from social videos. Ammar and Lashkar [30] have presented a technique that performs diagnosis of the typical pattern of a sleep disease right from optical video flow. Identification of the outlier was also carried out by Choi and Choi [31] for assisting in fire-resistive application. Feris et al. [32] have presented a correction technique of lightning condition that significantly assists in show-based outlier detection. Jayasuganthi et al. [33] have modeled uniform background using Gaussian algorithm followed by segmentation and used k-means algorithm for performing video surveillance. Liu et al. [34] have used a sparse collaborative model for performing detection of outliers from a given video. Maurya and Toshniwal [35] have used supervised learning algorithm for training the data gathered from a nuclear power plant to identify set of outliers. The work carried out by Pang et al. [36] have presented a study where the extraction of features as well as clustering of data is adopted to perform detection of outliers from a public scene images. Similar clustering methodology was also adopted by Pritch et al. [37] on the video data to perform identification of abnormal events. Adoption of time-series for analysis its effect on the outlier detection was seen in the work of Teng et al. [38]. The work of Bayat et al. [39] discussed the detection of goal in soccer by using event detection mechanism and achieved better accuracy with less detection failure. A forgery detection model for mobile recorded and surveillance videos were presented in Staffy et al. [40]. This model found able to identify the tampering irrespective of video format. Teddy et al. [41] performed the performance analysis of automatic number plate identification over Android smartphone device and found effective recognition at 0.98s processing time.

Therefore, it can be seen that there has been various forms of techniques that has been evolved in most recent times for solving the problems associated with outlier detection. All the existing studies have a significant level of advantages as well as contributions. However, the existing studies are also associated with significant loopholes which are required to be addressed. The next section briefs about problems identified from existing literature.

1.2. Research Problem

The significant research problems are as follows:

- The existing technique of outlier detection has been constructed depending on a particular pattern of an object without considering the actual context of the scene.
- Usage of supervised learning approach increases the accuracy of the identification of an abnormal event but at the cost of computational complexity.
- Usage of prior information about the object and its types makes the existing system more narrowed to the specific research environment and became incompatible when it changes.
- The extent of false positives is more in the conventional techniques even where the sparsity coding has been carried out in order perform outlier detection.

Therefore, the problem statement of the proposed study can be stated as "To design a framework that offers more contextual scene analysis to enhance the precision level of identification of outliers." The next section discusses the proposed solution.

1.3. Proposed Solution

The proposed study is a continuation of our prior work [42], [43] where the present solution targets to develop a framework for video surveillance system that is capable of identifying outliers for a given set of captured video frames. The primary consideration of this paper is that existence of outliers is never instantaneous and normally exists on the given scene considering both time factor and spatial factor where both these factors can also be stated as contextual factors. This can be empirically represented by Equation (1),

$$A = A_{spat} \times A_{time} \quad (1)$$

In the above expression, the variable A represents an aggregation of local attribute where A_{spat} and A_{time} represent spatial and temporal attribute associated with the local feature. The idea of the proposed system is to compute local attribute a ($a \subseteq A$) for all the pixels to develop a local attribute Z_i that is localized at the centroidal position for a given pixel. This process results in the generation of histogram $\pi(Z_i)$, where π represents negative coefficient. Therefore, applying probability, the identification of the outliers $prob(A)$ can be empirically expressed as,

$$\prod_{k=1}^n prob(z_k | Z_o, Z_k) \quad (2)$$

$$prob(Z_k = \phi_j) = \pi_j / \pi_i \quad (3)$$

In the above Equation (2), $z_k = (x_k - x_o, y_k - y_o, t_k - t_o)$ can be considered to represent the position-based association of Z_k with Z_o . The above expression can further be split in the form of $prob(z_k | \phi_i, \phi_j)$ to represent probabilistic selection for a position with time and spatial-based attributes where variable ϕ represents dictionary. Also, in the above empirical expression, $prob(Z_k = \phi_j)$ is equivalent to correlational factor existing between X_k and dictionary ϕ_j as shown in Equation (3). Although the computation of $prob(A)$ is slightly computationally complex process owing to its dependencies of histogram factors π for all the given value of A , it also offers capability to compute such forms of attributes and reuse histogram attribute π for all the local attributes for different aggregates A of pixels. The construction of the histogram factor of negative coefficient π is empirically computed as shown in Equation (4) as follows:

$$\pi(Z) = \sum_{(spat, time) \in Z} a_i \quad (4)$$

One of the interesting facts to observe is that usage of above histogram attribute π is approximately equivalent to local attributes that offer significant amount of granularity by harnessing the minute

information from the given multimedia file (i.e., video) to offer better accuracy performance while performing an outlier identification.

The next step of the study is to perform learning operation where the initial learning process is applied on selection of probabilities variable $prob(\pi_k|\phi_i, \phi_j)$. Applying learning operation is not challenging here as it can be directly executed over the trained data. The second learning process is applied concerning identification of cut-off μ . The prime idea implemented in this part of the study is if all the aggregated points are observed in the form of time-based chronological data than the frequency of occurrence of outliers has significantly lower value compared to other data points. Therefore, we construct a statement that while monitoring the objects of the aggregates are found to satisfy the following condition shown in Equation (4) as decision making:

$$prob(A) < \mu \quad (4)$$

If the above condition is found to be valid than the system decides that the monitored object is considered as outliers. To learn the cut-off μ from trained data, a hard-coded attribute of probability of outlier could be selected by the requirement of the user. We consider that smaller value of such probability will not lead to efficient detection as it may have higher chances to generate false positives as only less number of outliers will be ignored. At the same time, a higher value of such probability should also be rejected as the outcome may not be practical in origin. This problem is avoided by performing sparsity-based learning approach in order to compute $prob(A)$ for all the aggregates existing in the trained dataset for the purpose of evaluating the cut-off value of μ to any particular value in such a way that proportion of aggregates satisfying the logical condition of $prob(A) < \mu$ is a specific probability, i.e., $prob(a)$. Where $a \subseteq A$. An analytical research methodology is applied to carry out the implementation of the proposed study. Figure 1 highlights the schematic diagram of the proposed system to identify any form of abnormal events as outliers from the video frames.

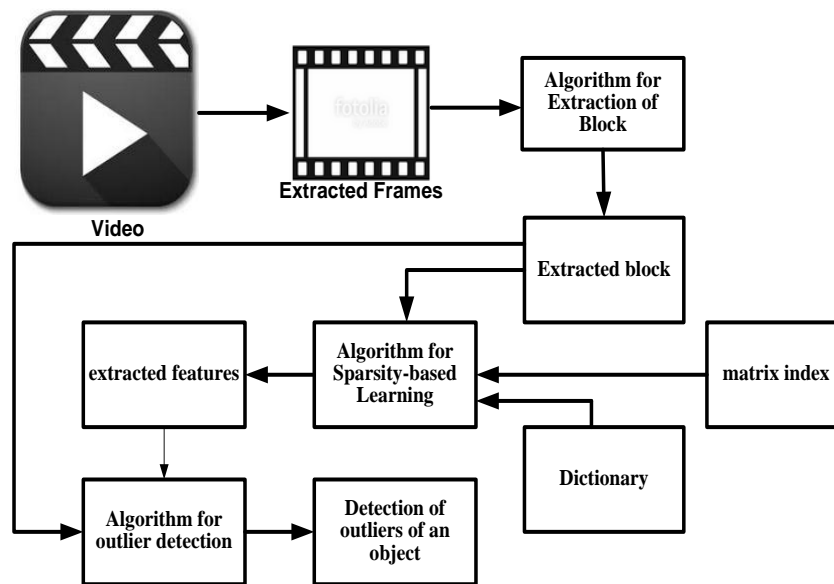


Figure 1. Schematic Architecture of Proposed System

The proposed system is designed in two possible steps of (a) unsupervised training and (b) validating. The system uses local-level features in the preliminary level that is characterized by more sophisticated patterns. With the aid of probability theory, the proposed system assesses the level of outliers existing in given data using a blocking operation. An algorithm for extracting block is designed that takes the input of video frame which upon processing yields an output of extracted blocks. This block assists in further extraction of local-level information thereby constructing a good number of features with the aid of next algorithm of sparsity-based learning. Both the spatial as well as time-related information captured from the trained blocks are used to perform detection of outliers.

Finally, an algorithm for outlier detection is formulated. The significant contribution of the proposed system is as follows viz.

- a. Construction of an analytical framework for feature extraction from a given video set
- b. Incorporates blocking operation for further granularity in the feature extraction process
- c. Using a dictionary for assisting in the better identification process. The significant level of the study contribution is that proposed system is completely capable of solving any form of multivariate problems existing in the case of video surveillance system. Therefore, the context of the scene is understood well, and all the detailed information is significantly captured by the proposed framework. The utilization of the proposed framework is more on abnormal object behavior in any environment.

The next section discusses the algorithm implementation followed by a discussion of the outcome obtained from the study.

2. ALGORITHM IMPLEMENTATION

The prime purpose of the proposed algorithm is to perform a precise identification of the outliers from the video frames. However, this research aim is carried out considering the formulation of three different algorithms where they are responsible for extracting blocks, applying sparsity for implementing learning strategy, and for performing outlier detection. All the algorithms are constructed in a sequential form and hence are respectively illustrated sequentially. The steps involved in the algorithm-1 are as follows:

Algorithm-1 for Extraction of Block

Input: f (number of frames)

Output: B_{dict} (Extracted block)

Start

1. $init f$
2. $[nr, nc, k] \rightarrow size(f)$
3. $B \rightarrow block_{5 \times 5}(f)$
4. $n_{rd} \rightarrow prod(BS)$ & $n_{cd} \rightarrow size(B)$, $obs \rightarrow BS_1 * BS_2$
5. $B_{dict} \rightarrow mean[(nn-1)*obs + 1:nn*obs]$
6. For $j=1:size(B_{dict})$
7. $v = v - m_1(j)$
8. $a = v / norm(v)$
9. $B_{dict} \rightarrow a$

10. End

End

The algorithm-1 initially takes the video frames f as the input (Line-1), which is followed by the number of operations in the consecutive steps for performing block computation. The size of the frame f is then mapped into three variables number of rows nr , some columns nc and index k (Line-2). The next step is to convert the pixel elements into columnar form to divide the frame into distinct 5×5 block B (Line-3). Two variable n_{rd} and n_{cd} computes the number of rows and columns for dictionary respectively along with computation of one block size obs (Line-4). Finally, the dictionary is created considering n_{rd} , n_{cd} , and the number of frames for training divided by block size. For all the sizes of the dictionary-based blocks (Line-6), all the frames are considered, which are then further divided into 5×5 distinct blocks. Finally, the dictionary-based blocks are computed as shown in Line-5 to obtained B_{dict} , i.e., dictionary-based block. A loop is created as shown in Line-6 for all sizes of B_{dict} to compute vector $v = B_{dict}(j)$ and m_1 represents the mean value of B_{dict} (Line-7) that finally leads to the generation of extracted blocks B_{dict} as the outcome.

After the blocks are extracted from the given frames, the proposed system implements a novel form of matrix decomposition to perform multivariate analysis using sparsity-based learning process. The steps of an algorithm-2 for sparsity-based learning and steps of an algorithm-3 for outlier detection are given.

The above-mentioned algorithm-2 first initializes the index of the matrix k to set dimension of the dictionary for applying it to multi-variate analysis to it (Line-1). A structure is maintained for the dictionary followed by formation of a loop as shown in Line-3. A matrix Dt is created for storing all the dictionary-related values within itself (Line-4) followed by the creation of a super-index X (Line-6) that maintains all the multi-variate matrices of Dt . The next step is to apply a function ϕ that performs sparse matrix decomposition using linear algebra (Line-8) over the matrix index k and super-index X . As the outcome of this matrix is always positive, therefore, it is easier for computing the resulting matrix. The outcome of this algorithm results in the generation of multiple features, e.g., X (matrix with mixed signs), A (basis matrix), and Y (coefficient matrix). The dictionary evolved from this algorithm in Line-8 will be reused for performing identification of the outliers for the test frames. After the features have been extracted from the multivariate analysis concept

used in the learning phase, the next part of algorithm implementation will be to perform identification of the outliers.

Algorithm-2 for Sparsity-based Learning
Input: k (matrix index), B_{dict} (Extracted block), D (Dictionary)
Output: extracted features (X, A, Y)
Start
 1. init k
 2. get B_{dict}
 3. **For** $i=1:size(Dict)$
 4. $Dt=Dict(i)$
 5. **For** $j=1:size(Dt)$
 6. $X(j) \leftarrow Dt(j)$
 7. **End**
 8. Apply $\phi(X, k) \rightarrow Dictionary(X, A, Y)$
 9. **End**
End

The input to algorithm-3 for outlier detection is the dictionary that has been formed in its prior algorithm (Line-1). All the images, as well as ground truth images, are considered in this study phase. It is followed by implementation of first algorithm for block extraction (Line-2), where similar steps, e.g., creation of dictionary of 5×5 block size, reading the test frame, dividing the frames into 5×5 blocks, computation of dictionary-coefficients (n_{rd} , n_{cd} , and obs), computation of mean of B_{dict} , and estimation of dictionary-based vector v (Line-3). A new matrix M_{Dict} is formulated by-product of a dictionary of all sizes of B_{dict} and super-index (line-4). A distance computation of the two linear points is computed using probability $prob$ between M_{dict} and normalized vector a followed by computation of final probability, i.e., E_{prob} (Line-6). The algorithm then estimates the minimum value of E_{prob} followed by final computation of the final feature Dim that transforms columnar information in the form of an image (for highlighting the outliers). Finally, using the information restored from ground truth image, the system checks if the final feature Dim is more than 1 (Line-8). It is important to understand that ground truth images play a significant role in outlier detection where first the ground truth GT images are read and converted to binary images. This process is followed by applying another function Ω which is meant for performing outlier detection by ground truth image GT, binary image bw for the condition mapping with $Dim > 1$, and final feature Dim . The function Ω is designed in following steps: first the region-based properties of ground truth image GT is estimated based on centroidal factor of region followed by concatenation of it with centroid and followed by dilation operation of morphology in order to obtain Dim and bw values. Implementation of the function Ω leads to the formation of probability map Probmap, which is checked for its cut-off value in order to identify the outliers object (Line-11 to Line-13). This calculation is finally followed by estimation of accuracy performance in later stages. A closer look into the algorithm formation will show that proposed system uses unsupervised learning algorithm in order to address the uncertainty problems associated with detection of patterns exhibited by anomaly detection. Therefore, applying the approach of multivariate analysis over the matrix decomposition, the proposed algorithm ensures the presence of positive elements always depicting case of non-outliers. Presence of any form on non-positive elements is the only possible case of outliers. Therefore, the proposed system is easier to implement and requires lesser number of iteration in order to reach its convergence phase. Another significant advantage of this algorithm is its clustering characteristics that involuntarily perform clustering of the columnar data of the vector v . In short, the proposed system harnesses the potential of sparsity-based matrix decomposition concept using multivariate analysis to obtain unique numerical features that have enough information to assist in identification of outliers. The matrix holds enough information without causing any forms of degradation to system performance. Another uniqueness of this algorithm is lesser variable dependencies will also reduce lesser resource dependencies with faster computational time. The next section discusses about the results being obtained.

Algorithm-3 for outlier detection**Input:** B_{dict} (Extracted block), Dictionary**Output:** Detection of outliers of an object**Start**

1. Input Dictionary
 2. For j=1: size (Bdict)
 3. Apply Algorithm-1
 4. M_{Dict} → Dictionary1 (j).X
 5. prob → (M_{Dict}-(a, size (M_{Dict})))²
 6. E_{prob} = √(∑ prob)
 7. End
 8. bw → Dim > 1
 9. GT = proc(GT)
 10. Prob_{map} ← Ω(GT, bw, Dim)
 11. If Prob_{map} > 1.6
 12. Anomaly Detected
 13. End
- End**

3. RESULT ANALYSIS

The implementation of the algorithms for achieving the research goal of outlier detection has been carried out using pedestrian data of UCSD on Matlab. The dataset consists of approximately 6800 image sequences where various pedestrians are found to be walking in different directions on the given path. The anomaly object will be an individual cycling along the path of a pedestrian. Similarly, the test-images are four times the number of train images along with ground truth images. The visual outcomes of the unsupervised training operation are as shown below in Table 1.

Table 1. Sample Visual outcomes of Training













set	Frame-1	Frame-50	Frame-100
1			
10			
20			
30			

Table 1 shows the sample visual outcomes of 1st, 50th, and 100th frame for 1st, 10th, 20th, and 30th training dataset. The complete training of 6800 images took approximately 0.7621 seconds in the core-i5 processor along with the extraction of the features. While performing the training, all the features for any mobile objects are extracted and subjected to the next phase of algorithm implementation, i.e., testing. The complete training is carried out considering parameter of sparse regularization of 10 with a block size of 5x5. The possible challenging situation is to ensure the detection of anomaly object, i.e., a cyclist or a person moving with cart, etc. This is challenging as the dataset has different numbers of objects (person) moving at different speed, in a different direction, with different mobility patterns, where no specific pattern can be drawn from this. Therefore, this case study exactly matches with the real-time scenario. However, the proposed system solves this problem by undertaking the blocking operation that allows explicit extraction of

a feature from specific blocks of the image. This operation assists in the significant formulation of multivariate analysis of different coefficients extracted from the object in such a linear pattern that the decomposed matrix, as well as original matrices, do have only positive elements. This concept used in training has one dominant advantage, i.e., identification of any anomaly object during the training is maintained in a different matrix which bears separate index of negative elements. Hence, the system proposes a supermatrix, where one matrix holds only non-anomalous information, where other holds only indexes of the cell position mapping with anomalous information. This concept of unsupervised training not only trains faster but also offer enhanced accuracy performance with 90% of memory efficiency as the matrix only stores the indices of anomalous objects. For better inference of the study outcome, the proposed system is also compared with one of the most relevant studies by Cong et al. [44] as shown in Figure 2.

The work carried out by Cong et al. [44] have worked towards addressing a similar problem, i.e., detection of the anomaly from the video for assisting in event detection system. However, the authors have used the segmentation-based approach on the similar database. However, we hypothetically compare the theoretical outcomes of the existing system with a proposed system concerning conventional accuracy parameters, e.g., recall, precision, specificity, and F1-Score to find that proposed system offers better accuracy in identification of outliers concerning existing system.

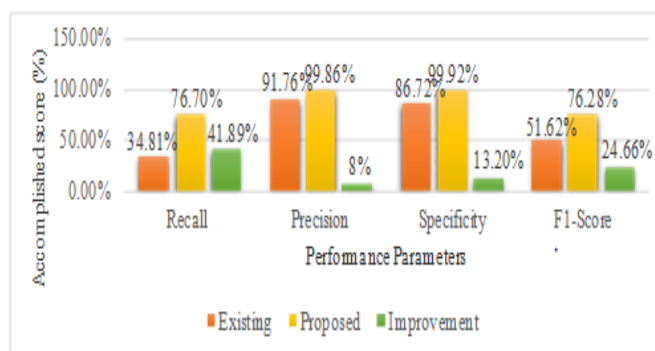


Figure 2. Comparative Outcomes of Accuracy

4. CONCLUSION

This paper presents a novel framework that emphasizes on the contextual information of a scene. As a scene can have multiple numbers of heterogeneous contexts, hence we apply multivariate analysis to perform matrix decomposition. The presented technique significantly assists in identifying an outlier that is also capable of extracting all the contextual features. An algorithm is designed for blocking operation, unsupervised learning using sparsity factor, and finally, perform identification of the objects.

REFERENCES

- [1] O. Javed, M. Shah, "Automated Multi-Camera Surveillance: Algorithms and Practice", *Springer Science & Business Media*, pp. 110, 2008
- [2] T.Wada, F. Huang, S. Lin, "Advances in Image and Video Technology: Third Pacific Rim Symposium, PSIVT 2009, Tokyo, Japan, January 13-16, 2009, Proceedings", *Springer Science & Business Media*, pp. 1119, 2009
- [3] T.W. Nattkemper, "Multivariate image analysis in biomedicine", *Journal of Biomedical Informatics*, Vol. 37, no. 5, pp.380-391, 2004)
- [4] A. Khan, L. Sun, and E.Ifeachor, "Content-based video quality prediction for MPEG4 video streaming over wireless networks", *Journal of Multimedia*, vol. 4, No. 4, 2009
- [5] A. Khan, L. Sun, and E.Ifeachor, "Content clustering based video quality prediction model for MPEG4 video streaming over wireless networks", In Communications, ICC'09. IEEE International Conference, pp. 1-5, 2009.
- [6] A. Khan, L. Sun, and E. Ifeachor, "Impact of video content on video quality for video over wireless networks", In Autonomic and Autonomous Systems, 2009. ICAS'09. Fifth International Conference, pp. 277-282, 2009.
- [7] A. Zaharescu and R. Wildes, "Anomalous behaviour detection using spatiotemporal oriented energies, subset inclusion histogram comparison and event-driven processing," in ECCV, 2010.
- [8] K. G. Derpanis, M. Sizintsev, K. Cannons, and R. P. Wildes, "Efficient action spotting based on a spacetime oriented structure representation," in Proc. Computer Vision and Pattern Recognition, 2010.
- [9] J. Kim and K. Grauman, "Observe locally, infer globally: A spacetime mrf for detecting abnormal activities with incremental updates," in Proc. Computer Vision and Pattern Recognition, 2009.

- [10] A. Adam, E. Rivlin, I. Shimshoni, and D. Reinitz, "Robust real-time unusual event detection using multiple fixed-location monitors," *IEEE Trans. Patt Anal. Mach Intell*, 2008.
- [11] R. Mehran, A. Oyama, and M. Shah, "Abnormal crowd behavior detection using social force model," in *Proc. Computer Vision and Pattern Recognition*, 2009.
- [12] K. Kim, T. H. Chalidabhongse, D. Harwood, and L. Davis, "Real-time foregroundbackground segmentation using codebook model," *Real-Time Imag.*, 2005.
- [13] P. F. Felzenszwalb, R. B. Girshick, D. A. McAllester, and D. Ramanan, "Object detection with discriminatively trained part-based models," *IEEE Trans. Patt Anal. Mach Intell*, 2010.
- [14] N. Dalal and B. Triggs, "Histograms of oriented gradients for human detection," in *Proc. Computer Vision and Pattern Recognition*, 2005.
- [15] E. B. Ermiş, V. Saligrama, P. M. Jodoin, and J. Konrad, "Motion segmentation and abnormal behavior detection via behavior clustering," in *Proc. IEEE Int. Conf. Image Processing*, 2008.
- [16] Y. Benezeth, P. M. Jodoin, V. Saligrama, and C. Rosenberger, "Abnormal events detection based on spatio-temporal co-occurrences," in *Proc. Computer Vision and Pattern Recognition*, 2009.
- [17] D. D. Lee and H. S. Seung, "Learning the parts of objects by nonnegative matrix factorization," *Nature*, 1999.
- [18] Y. Guo, G. Ding, X. Jin, and J. Wang, "Learning predictable and discriminative attributes for visual recognition," in *Proc. AAAI Conf. Artificial Intelligence*, 2015.
- [19] J. K. Dutta, B. Banerjee and C. K. Reddy, "RODS: Rarity based Outlier Detection in a Sparse Coding Framework," in *IEEE Transactions on Knowledge and Data Engineering*, vol. 28, no. 2, pp. 483-495, Feb. 1 2016.
- [20] D. W. Jang and R. H. Park, "Pothole detection using spatio-temporal saliency," in *IET Intelligent Transport Systems*, vol. 10, no. 9, pp. 605-612, 11 2016.
- [21] Siqi Wang, En Zhu, Jianping Yin and F. Porikli, "Anomaly detection in crowded scenes by SL-HOF descriptor and foreground classification," 2016 23rd International Conference on Pattern Recognition (ICPR), Cancun, 2016, pp. 3398-3403.
- [22] F. Zhou and F. D. I. Torre, "Spatio-Temporal Matching for Human Pose Estimation in Video," in *IEEE Transactions on Pattern Analysis and Machine Intelligence*, vol. 38, no. 8, pp. 1492-1504, Aug. 1 2016.
- [23] Y. Fu *et al.*, "Robust Subjective Visual Property Prediction from Crowdsourced Pairwise Labels," in *IEEE Transactions on Pattern Analysis and Machine Intelligence*, vol. 38, no. 3, pp. 563-577, March 1 2016.
- [24] X. Li and J. Haupt, "Identifying Outliers in Large Matrices via Randomized Adaptive Compressive Sampling," in *IEEE Transactions on Signal Processing*, vol. 63, no. 7, pp. 1792-1807, April 1, 2015.
- [25] G. Xue, L. Song and J. Sun, "Foreground Estimation Based on Linear Regression Model With Fused Sparsity on Outliers," in *IEEE Transactions on Circuits and Systems for Video Technology*, vol. 23, no. 8, pp. 1346-1357, Aug. 2013.
- [26] X. Zhou, C. Yang and W. Yu, "Moving Object Detection by Detecting Contiguous Outliers in the Low-Rank Representation," in *IEEE Transactions on Pattern Analysis and Machine Intelligence*, vol. 35, no. 3, pp. 597-610, March 2013.
- [27] R. Gopalan, T. Hong, M. Shneier and R. Chellappa, "A Learning Approach Towards Detection and Tracking of Lane Markings," in *IEEE Transactions on Intelligent Transportation Systems*, vol. 13, no. 3, pp. 1088-1098, Sept. 2012.
- [28] S. Yang and B. Bhanu, "Understanding Discrete Facial Expressions in Video Using an Emotion Avatar Image," in *IEEE Transactions on Systems, Man, and Cybernetics, Part B (Cybernetics)*, vol. 42, no. 4, pp. 980-992, Aug. 2012.
- [29] B. Ni, Z. Song and S. Yan, "Web Image and Video Mining Towards Universal and Robust Age Estimator," in *IEEE Transactions on Multimedia*, vol. 13, no. 6, pp. 1217-1229, Dec. 2011.
- [30] H. Ammar and S. Lashkar, "Obstructive sleep apnea diagnosis based on a statistical analysis of the optical flow in video recordings," 2016 International Symposium on Signal, Image, Video and Communications (ISIVC), Tunis, 2016, pp. 18-23.
- [31] J. Choi and J. Y. Choi, "Patch-based fire detection with online outlier learning," 2015 12th IEEE International Conference on Advanced Video and Signal Based Surveillance (AVSS), Karlsruhe, 2015, pp. 1-6.
- [32] R. Feris, L. M. Brown, S. Pankanti and M. T. Sun, "Appearance-Based Object Detection Under Varying Environmental Conditions," 2014 22nd International Conference on Pattern Recognition, Stockholm, 2014, pp. 166-171.
- [33] P. Jayasuganthi, V. Jeyaprabha, P. M. A. Kumar and V. Vaidehi, "Detection of dropped non protruding objects in video surveillance using clustered data stream," 2013 International Conference on Recent Trends in Information Technology (ICRTIT), Chennai, 2013, pp. 371-375.
- [34] Y. Liu, H. Liu, Y. Liu and F. Sun, "Outlier-attenuating summarization for user-generated-video," 2014 IEEE International Conference on Multimedia and Expo (ICME), Chengdu, 2014, pp. 1-6.
- [35] C. K. Maurya and D. Toshniwal, "Anomaly detection in nuclear power plant data using support vector data description," Students' Technology Symposium (TechSym), 2014 IEEE, Kharagpur, 2014, pp. 82-86.
- [36] K. L. Pang, G. H. Chen and W. G. Teng, "Discovering unusual behavior patterns from motion data," 2013 IEEE International Conference on Consumer Electronics (ICCE), Las Vegas, NV, 2013, pp. 242-243.
- [37] Y. Pritch, S. Ratovitch, A. Hendel and S. Peleg, "Clustered Synopsis of Surveillance Video," 2009 Sixth IEEE International Conference on Advanced Video and Signal Based Surveillance, Genova, 2009, pp. 195-200.
- [38] Mingyan Teng, "Anomaly detection on time series," 2010 IEEE International Conference on Progress in Informatics and Computing, Shanghai, 2010, pp. 603-608.

- [39] Farshad Bayat, Mohammad Shahram Moin, Farhad Bayat, "Goal Detection in Soccer Video: Role-Based Events Detection Approach", *International Journal of Electrical and Computer Engineering (IJECE)* Vol. 4, No. 6, pp. 979~988, December 2014.
- [40] Staffy Kingra, Naveen Aggarwal, Raahat Devender Singh, "Video Inter-frame Forgery Detection Approach for Surveillance and Mobile Recorded Videos", *International Journal of Electrical and Computer Engineering (IJECE)* Vol. 7, No. 2, pp. 831~841, April 2017.
- [41] Teddy Surya Gunawan, Abdul Mutholib, Mira Kartiwi, "Performance Evaluation of Automatic Number Plate Recognition on Android Smartphone Platform", *International Journal of Electrical and Computer Engineering (IJECE)* Vol. 7, No. 4, pp. 1973~1982, August 2017.
- [42] Madhu Chandra G. and Sreerama Reddy G M. "Insights to Video Analytic Modelling Approach with Future Line of Research". *International Journal of Computer Applications* 147(7):15-24, August 2016
- [43] Madhu Chandra G. and Sreerama Reddy G M. "Analytical Framework for Identification of Outliers for Unscripted Video", *Journal of Computer Science*, vol.14, October 16, 2016
- [44] Y. Cong, J. Yuan, Y. Tang, "Video Anomaly Search in Crowded Scenes via Spatio-temporal Motion Context", *IEEE Transactions on Information Forensics and Security*, vol.8, Iss.10, 2013

BIOGRAPHIES OF AUTHORS



Mr. Madhu Chandra G, Pursuing Doctoral Degree in the domain of Image and Video processing from Visvesvaraya Technological University (VTU), Belagavi. Received the B.E and M.Tech Degree from VTU, Belagavi, India in 2006 and 2008, respectively. Presently he is working as Assistant professor in the Dept. of Electronics and Communication Engineering at RLJIT, Doddaballapur. He is having total teaching experience of 10 years and also successfully guided many UG Projects and also participated various workshops and faculty development programme. He is a member of IEEE, MIE, and IETE.



Dr. Sreerama Reddy G M, Professor & HOD of Electronics and Communication Engineering, C Byregowda Institute of Technology-Kolar, India. Received Ph.D in Micro Electronics/VLSI Design from Dept. of Electronics and Communication Engineering, JNTU, Andhra Pradesh, in 2009 and ME from UVCE Bangalore in the year 1998. He has 26 years of teaching and 9 years of research experience and published around 30 plus in national and international journals and conferences. Conducted 25 various workshops and hands on skills activities for both staff and students. He has initiated various activities as Principal in previous colleges and received various funds from leading organizations.