

1969

Fact Book for the State University System of Florida 1969

State University System of Florida

Find similar works at: <https://stars.library.ucf.edu/ikm-factbook>
University of Central Florida Libraries <http://library.ucf.edu>

This Report is brought to you for free and open access by the Institutional Knowledge Management at STARS. It has been accepted for inclusion in Historical Fact Book and Enrollment by an authorized administrator of STARS. For more information, please contact STARS@ucf.edu.

STARS Citation

State University System of Florida, "Fact Book for the State University System of Florida 1969" (1969). *Historical Fact Book and Enrollment*. 1.
<https://stars.library.ucf.edu/ikm-factbook/1>

FACT BOOK


FOR

THE STATE UNIVERSITY SYSTEM

OF

FLORIDA

1969



FACT BOOK

STATE UNIVERSITY SYSTEM OF FLORIDA

The State Board of Education

Claude R. Kirk, Jr., President	Governor
Tom Adams	Secretary of State
Earl Faircloth	Attorney General
Fred O. Dickinson	Comptroller
Broward Williams	State Treasurer
Floyd T. Christian, Secretary	Commissioner of Education
Doyle Conner	Commissioner of Agriculture

The Florida Board of Regents

D. Burke Kibler, III, Chairman	Lakeland
Louis C. Murray, Vice Chairman	Orlando
John C. Behringer	Fort Lauderdale
Pat Dodson	Pensacola
Chester H. Ferguson	Tampa
Henry D. Kramer	Jacksonville
Clarence L. Menser	Vero Beach
Julius F. Parker, Jr.	Tallahassee
Mrs. E. D. Pearce	Miami

The State University System

Robert B. Mautz	Chancellor
Philip F. Ashler	Vice Chancellor for Administration
Charles E. Perry	Vice Chancellor for Institutional and Governmental Affairs
Allan Tucker	Vice Chancellor for Academic Affairs

FACT BOOK

STATE UNIVERSITY SYSTEM OF FLORIDA

FOREWORD

With the growth and increasing complexity of the State University System of Florida, a growing need has developed for a convenient and authoritative source of information with respect to the operations of the System and the individual universities. This FACT BOOK is designed to meet this need.

The publication is designed to answer questions most frequently asked by persons both inside and outside the University System. The FACT BOOK should be particularly helpful to members of the Legislature and to State agencies, as well as to the members of the Board of Regents and its staff and the university administrator, faculty member, student and parent.

The FACT BOOK contains pertinent information by institution and in summary form for the System regarding enrollment, degrees, programs, faculty salaries and facilities, as well as historical background on each of the nine universities. Comparative data on other states is provided where such material is available and pertinent.

In general, the data covers six years of historical data and, where appropriate, a six-years' projection. It is planned that the publication will be revised at least once each year so that the information will be as current as possible. Replacement sheets will be distributed at appropriate intervals and should be inserted in the book.

Supplementing the information contained herein will be the Fact Books, Catalogs, and the Faculty Handbooks of the individual universities.

This first effort is not intended to provide an exhaustive range of information, but it is hoped that with experience its contents can be expanded and refined. Suggestions as to modifications or additions will be appreciated, and should be addressed to the Director of the Management Information Systems, 107 West Gaines Street, Tallahassee.

FACT BOOK

STATE UNIVERSITY SYSTEM OF FLORIDA

Table of Contents

	Page
FOREWORD	ii
SUMMARY	vi
LOCATION OF STATE SUPPORTED INSTITUTIONS OF HIGHER LEARNING	viii

Section

I. ENROLLMENT

1. On-Campus Enrollment - Head Count By Level, 1964-1969 (Fall Term). . . .	I-1.1
2. On-Campus Enrollment - Head Count By Level, 1968 Actual - 1969-1974 Projected (Fall Term)	I-2.1
3. On-Campus Enrollment - Head Count By Resident Status, 1964-1969 (Fall Term)	I-3.1
4. On-Campus Enrollment - Full Time Equivalent By Level, 1964-1969 (Fall Term)	I-4.1
5. Fall Enrollment of On-Campus Students by County, 1968-1969 (Fall Term).	I-5.1
6. Nonresident Instruction - Student Credit Hours By Level, 1967-1969 (Fall Term).	I-6.1
7. Graduate Enrollment, 1955, 1960, 1965; Percent Change, 1955-1960 and 1960-1965; As a Percent of Total Fall Enrollment, 1965	I-7.1
8. Trends in College-Age Population, Total Population, 1960 and 1975; Percent Change, 1960-1975; College Age Population (18-21), 1960, 1968, and 1975; Percent Change, 1960-1975.	I-8.1

FACT BOOK

STATE UNIVERSITY SYSTEM OF FLORIDA

Table of Contents

Section	Page
II. PROGRAM	
1. Summary of Degree Programs Offered By Level.	II-1.1
2. Summary of Degrees Granted By Level, 1966-1967	II-2.1
3. Summary of Degrees Granted By Level, 1967-1968	II-3.1
III. FACULTY AND STAFF	
1. Summary of Employees By Category and Institution, 1968-1969.	III-1.1
2. Educational and General Recapitulation of FTE Faculty Positions Derived from Formula, 1965-1969	III-2.1
3. Student Credit Hours Per FTE Teacher-Productivity Ratios, 1965-1969 (Fall Term)	III-3.1
4. Educational and General Instruction and Research Faculty, Student-Teacher Ratio, 1965-1969.	III-4.1
5. Faculty Salaries - All Ranks Average (Converted to standard 9-months' equivalent), 1964-1969.	III-5.1
IV. PHYSICAL FACILITIES	
1. Value of Physical Plant by University, June 30, 1968	IV-1.1
2. Building Square Footage by Type of Space, June 30, 1968.	IV-2.1
3. Space Utilization Data, 1968-1969 (Fall Quarter)	IV-3.1
4. Student Housing Capacity, June 30, 1968	IV-4.1
5. Library Collection as of June 30, 1968	IV-5.1

FACT BOOK

STATE UNIVERSITY SYSTEM OF FLORIDA

Table of Contents

Section	Page
V. FINANCE	
1. Summary of Educational and General and Special Unit Disbursements by University and Unit, 1964-1969	V-1.1
2. Summary of Sponsored Programs Disbursements (Contracts and Grants) by University and Unit, 1964-1968	V-2.1
3. Summary of Operating Disbursements (Educational and General and Sponsored Programs) by University, 1964-1968.	V-3.1
4. Summary of Auxiliary Disbursements by University, 1964-1968.	V-4.1
5. Student Financial Aid by Institution and Type of Aid, 1967-1968.	V-5.1
6. Median Annual Cost of Tuition, Room and Board, and Total Basic Costs, Four-Year Institutions, Public (Resident Students) and Private, 1967-1968.	V-6.1
7. Shands Teaching Hospital and Clinics Patient Care Data, 1964-1969.	V-7.1
VI. MISCELLANEOUS	
1. Florida Participation in Southern Regional Programs, 1967-1968VI-1.1
2. Significant Developments in Public Higher Education in FloridaVI-2.1
3. Florida Higher Education Planning Studies.VI-3.1
VII. GLOSSARY	
VIII. CAMPUS MAPS	

1969

FACT BOOK
STATE UNIVERSITY SYSTEM OF FLORIDA

Summary

On-Campus Enrollment (Fall Quarter 1968-1969)	<u>Head Count</u>
Lower Division	20,714
Upper Division	28,219
Beginning Graduate	8,928
Advanced Graduate	2,525
Total	<u>60,386</u>
Off-Campus Enrollment (Fall Quarter 1968-1969)	<u>Student</u>
Upper Division	<u>Credit Hours</u>
Graduate	12,850
Total	22,976
	<u>35,826</u>
Degrees Granted (1967-1968)	
Bachelors	9,322
Masters	2,909
Doctors	451
Professional	340
Total	<u>13,022</u>
Number of Employees (1968-1969)	
Faculty	5,180
Staff	11,211
Total	<u>16,391</u>

FACT BOOK

STATE UNIVERSITY SYSTEM OF FLORIDA

Summary

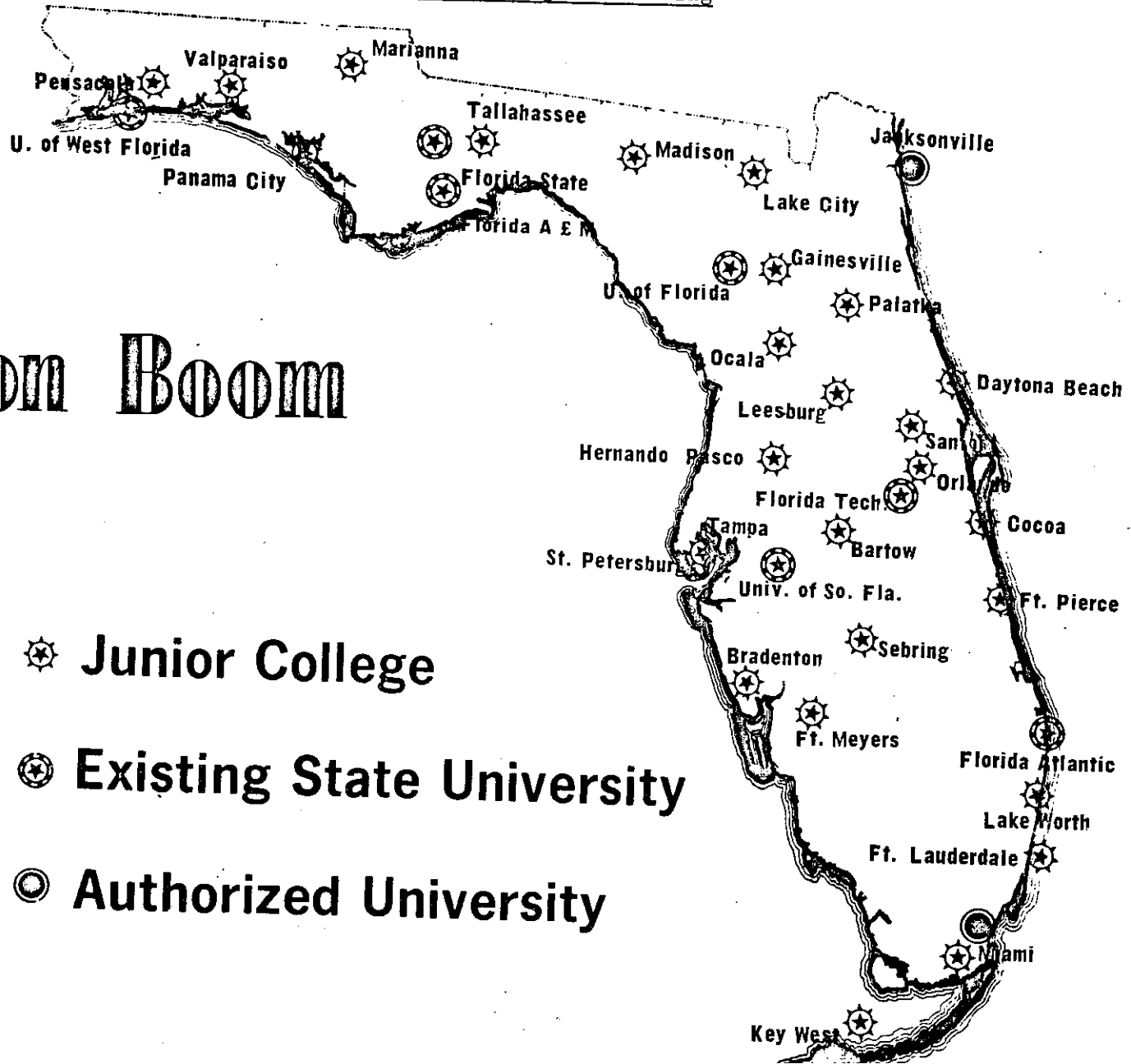
Valuation of Physical Plant (June 30, 1968)	
Land	\$ 14,001,850
Buildings	237,962,816
Buildings in Process	32,871,722
Improvements	26,763,568
Books	20,778,816
Livestock	849,680
Machinery and Equipment	70,637,039
Total	<u>\$403,865,491</u>
Building Square Footage by Type of Spaces (June 30, 1968)	
General Purpose Classroom	777,255
Teaching Laboratories	877,727
Teaching Gymnasiums	237,329
Library and Study Facilities	710,992
Learning Resource Space	63,807
Research Laboratories	762,134
Offices	1,427,396
Physical Plant Service Area	396,512
Student Services	794,554
Total	<u>6,047,706</u>
Operating Disbursement - Educational and General and Contracts and Grants (1967-1968)	
General Revenue	\$ 83,089,051
Trust	69,354,582
Total	<u>\$152,443,633</u>
Disbursements - Student Financial Aid (1967-1968)	
Scholarships	\$ 4,776,062
Fellowships	3,782,382
Loans	4,219,297
Student Employment	7,654,260
Total	<u>\$ 20,432,001</u>

FACT BOOK

STATE UNIVERSITY SYSTEM OF FLORIDA

Location of State Supported Institutions of Higher Learning

Florida's Education Boom



I. ENROLLMENT

FACT BOOK

STATE UNIVERSITY SYSTEM OF FLORIDA

On-Campus Enrollment - Head Count

By Level

1964-1969

(Fall Term)

	<u>1963-64</u>	<u>1964-65</u>	<u>1965-66</u>	<u>1966-67</u>	<u>1967-68</u>	<u>1968-69</u>
<u>University of Florida*</u>						
Undergraduate	12,966	13,713	14,692	15,561	14,786	15,601
Graduate	1,844	1,988	2,182	2,478	4,218	4,248
Total	<u>14,810</u>	<u>15,701</u>	<u>16,874</u>	<u>18,039</u>	<u>19,004</u>	<u>19,849</u>
<u>Florida State University</u>						
Undergraduate	9,493	10,127	11,023	11,861	12,245	12,452
Graduate	1,669	2,008	2,177	2,458	2,957	3,849
Total	<u>11,162</u>	<u>12,135</u>	<u>13,200</u>	<u>14,319</u>	<u>15,202</u>	<u>16,301</u>
<u>Florida A. & M. University</u>						
Undergraduate	2,615	2,976	3,212	3,060	3,356	3,579
Graduate	269	289	376	422	427	368
Total	<u>2,884</u>	<u>3,265</u>	<u>3,588</u>	<u>3,482</u>	<u>3,783</u>	<u>3,947</u>
<u>University of South Florida</u>						
Undergraduate	4,593	6,371	7,418	8,287	9,651	10,022
Graduate		127	377	763	1,017	1,921
Total	<u>4,593</u>	<u>6,498</u>	<u>7,795</u>	<u>9,050</u>	<u>10,668</u>	<u>11,943</u>
<u>Florida Atlantic University</u>						
Undergraduate		865	1,609	2,317	3,013	3,281
Graduate		2	783	1,165	1,131	1,067
Total		<u>867</u>	<u>2,392</u>	<u>3,482</u>	<u>4,144</u>	<u>4,348</u>

FACT BOOK

STATE UNIVERSITY SYSTEM OF FLORIDA

On-Campus Enrollment - Head Count

By Level
1964-1969
 (Fall Term)

	<u>1963-64</u>	<u>1964-65</u>	<u>1965-66</u>	<u>1966-67</u>	<u>1967-68</u>	<u>1968-69</u>
<u>University of West Florida</u>						
Undergraduate					1,318	2,499
Graduate						
Total					1,318	2,499
<u>Florida Technological University</u>						
Undergraduate						1,499
Graduate						
Total						1,499
<u>Total State University System</u>						
Undergraduate	29,667	34,052	37,954	41,086	44,369	48,933
Graduate	3,782	4,414	5,895	7,286	9,750	11,453
Total	33,449	38,466	43,849	48,372	54,119	60,386

*Includes Health Center and Institute of Food and Agricultural Sciences

Source: Office of the Chancellor
 Office of Educational Research

FACT BOOK

STATE UNIVERSITY SYSTEM OF FLORIDA

On-Campus Enrollment - Head Count
By Level
1968 Actual - 1969-1974 Projected
 (Fall Term)

	<u>1968</u>	<u>1969</u>	<u>1970</u>	<u>1971</u>	<u>1972</u>	<u>1973</u>	<u>1974</u>
<u>University of Florida*</u>							
Lower	7,115	7,400	7,490	7,560	7,560	7,560	7,560
Upper	8,486	9,188	9,823	10,558	11,171	11,820	12,480
Beginning Graduate	2,954	3,199	3,420	3,697	3,986	4,288	4,601
Advanced Graduate	1,294	1,395	1,492	1,599	1,731	1,870	2,013
Total	19,849	21,182	22,225	23,414	24,448	25,538	26,654
<u>Florida State University</u>							
Lower	5,299	5,833	6,392	6,561	6,703	6,826	6,916
Upper	7,153	7,879	8,634	9,507	10,409	11,327	12,279
Beginning Graduate	2,618	2,889	3,166	3,493	3,829	4,179	4,536
Advanced Graduate	1,231	1,346	1,475	1,616	1,759	1,907	2,054
Total	16,301	17,947	19,667	21,177	22,700	24,239	25,785
<u>Florida A. & M. University</u>							
Lower	2,463	2,617	2,624	2,843	2,936	3,004	3,085
Upper	1,116	1,183	1,188	1,289	1,330	1,396	1,449
Beginning Graduate	368	441	605	678	677	675	677
Total	3,947	4,241	4,417	4,810	4,943	5,075	5,211
<u>University of South Florida</u>							
Lower	4,937	5,046	5,048	5,058	5,061	5,117	5,167
Upper	5,085	6,269	7,238	8,138	9,320	10,584	11,675
Beginning Graduate	1,921	2,516	3,021	3,738	4,395	4,992	5,529
Advanced Graduate		70	108	132	157	206	256
Total	11,943	13,901	15,415	17,066	18,933	20,899	22,627

FACT BOOK

STATE UNIVERSITY SYSTEM OF FLORIDA

On-Campus Enrollment - Head Count

By Level

1968 Actual - 1969-1974 Projected

(Fall Term)

	<u>1968</u>	<u>1969</u>	<u>1970</u>	<u>1971</u>	<u>1972</u>	<u>1973</u>	<u>1974</u>
<u>Florida Atlantic University</u>							
Lower							
Upper	3,281	3,720	3,990	4,062	4,431	4,802	5,094
Beginning Graduate	1,067	1,266	1,295	1,355	1,463	1,622	1,786
Advanced Graduate			65	83	85	96	117
Total	<u>4,348</u>	<u>4,986</u>	<u>5,350</u>	<u>5,500</u>	<u>5,979</u>	<u>6,520</u>	<u>6,997</u>
<u>University of West Florida</u>							
Lower							
Upper	2,499	2,835	3,336	3,857	4,624	5,632	6,395
Beginning Graduate		315	444	602	798	1,082	1,368
Advanced Graduate					18	31	47
Total	<u>2,499</u>	<u>3,150</u>	<u>3,780</u>	<u>4,459</u>	<u>5,440</u>	<u>6,745</u>	<u>7,810</u>
<u>Florida Technological University</u>							
Lower	900	2,021	2,874	3,295	3,679	4,026	4,337
Upper	599	1,264	1,645	2,664	3,688	4,718	5,753
Beginning Graduate		84	193	544	935	1,368	1,841
Advanced Graduate						31	62
Total	<u>1,499</u>	<u>3,369</u>	<u>4,712</u>	<u>6,503</u>	<u>8,302</u>	<u>10,143</u>	<u>11,993</u>
<u>Dade County University</u>							
Lower							
Upper					3,902	5,404	6,895
Beginning Graduate					350	791	1,229
Advanced Graduate							
Total					<u>4,252</u>	<u>6,195</u>	<u>8,124</u>

FACT BOOK

STATE UNIVERSITY SYSTEM OF FLORIDA

On-Campus Enrollment - Head Count
By Level
1968 Actual - 1969-1974 Projected
 (Fall Term)

	<u>1968</u>	<u>1969</u>	<u>1970</u>	<u>1971</u>	<u>1972</u>	<u>1973</u>	<u>1974</u>
<u>Duval County University</u>							
Lower							
Upper					1,500	2,320	2,534
Beginning Graduate					254	397	595
Advanced Graduate							
Total					1,754	2,717	3,129
<u>Total</u>							
Lower	20,714	22,917	24,428	25,317	25,939	26,533	27,065
Upper	28,219	32,338	35,854	40,075	50,375	58,003	64,554
Beginning Graduate	8,928	10,710	12,144	14,107	16,687	19,394	22,162
Advanced Graduate	2,525	2,811	3,140	3,430	3,750	4,141	4,549
Total	60,386	68,776	75,566	82,929	96,751	108,071	118,330

*Includes Health Center and Institute of Food and Agricultural Sciences

Source: Office of the Chancellor
 Office of Educational Research

FACT BOOK

STATE UNIVERSITY SYSTEM OF FLORIDA

On-Campus Enrollment - Head Count

By Resident Status

1964-1969

(Fall Term)

	<u>1963-64</u>	<u>1964-65</u>	<u>1965-66</u>	<u>1966-67</u>	<u>1967-68</u>	<u>1968-69</u>
<u>University of Florida*</u>						
Florida Resident	12,440	13,292	14,242	15,897	17,050	17,401
Non-Florida Resident	2,370	2,409	2,632	2,142	1,954	2,448
Total	14,810	15,701	16,874	18,039	19,004	19,849
<u>Florida State University</u>						
Florida Resident	8,980	9,741	10,575	11,567	12,129	13,552
Non-Florida Resident	2,182	2,394	2,625	2,752	3,073	2,749
Total	11,162	12,135	13,200	14,319	15,202	16,301
<u>Florida A. & M. University</u>						
Florida Resident	2,681	2,996	3,248	3,100	3,338	3,516
Non-Florida Resident	203	269	340	382	445	431
Total	2,884	3,265	3,588	3,482	3,783	3,947
<u>University of South Florida</u>						
Florida Resident	4,445	6,264	7,498	8,646	10,040	11,220
Non-Florida Resident	148	234	297	404	628	723
Total	4,593	6,498	7,795	9,050	10,668	11,943
<u>Florida Atlantic University</u>						
Florida Resident		844	2,301	3,350	3,954	3,980
Non-Florida Resident		23	91	132	190	368
Total		867	2,392	3,482	4,144	4,348

FACT BOOK

STATE UNIVERSITY SYSTEM OF FLORIDA

On-Campus Enrollment - Head Count
By Resident Status
1964-1969
 (Fall Term)

	<u>1963-64</u>	<u>1964-65</u>	<u>1965-66</u>	<u>1966-67</u>	<u>1967-68</u>	<u>1968-69</u>
<u>University of West Florida</u>						
Florida Resident					1,216	2,398
Non-Florida Resident					102	101
Total					<u>1,318</u>	<u>2,499</u>
<u>Florida Technological University</u>						
Florida Resident						1,463
Non-Florida Resident						36
Total						<u>1,499</u>
<u>Total State University System</u>						
Florida Resident	28,546	33,137	37,864	42,560	47,727	53,530
Non-Florida Resident	4,903	5,329	5,985	5,812	6,392	6,856
Total	<u>33,449</u>	<u>38,466</u>	<u>43,849</u>	<u>48,372</u>	<u>54,119</u>	<u>60,386</u>

*Includes Health Center and Institute of Food and Agricultural Sciences

Source: Office of the Chancellor
 Office of Educational Research

FACT BOOK

STATE UNIVERSITY SYSTEM OF FLORIDA

On-Campus Enrollment - Full Time Equivalent
By Level
1964-1969
(Fall Term)

	<u>1963-64</u>	<u>1964-65</u>	<u>1965-66</u>	<u>1966-67</u>	<u>1967-68</u>	<u>1968-69</u>
<u>University of Florida*</u>						
Undergraduate-Lower Division	7,730.8	8,042.8	7,794.4	8,197.7	8,080.7	8,138.0
Undergraduate-Upper Division	5,169.9	5,163.1	5,643.0	6,479.7	7,043.7	7,653.0
Graduate	1,080.6	1,791.0	2,069.8	2,284.5	3,453.2	4,171.9
Total	<u>13,981.3</u>	<u>14,996.9</u>	<u>15,507.2</u>	<u>16,961.9</u>	<u>18,577.6</u>	<u>19,962.9</u>
<u>Florida State University</u>						
Undergraduate-Lower Division	5,260.0	5,513.0	5,855.0	5,929.0	6,005.0	6,272.0
Undergraduate-Upper Division	3,629.0	4,110.0	4,652.0	5,268.5	5,935.0	5,979.0
Graduate	914.0	1,117.0	1,467.0	1,927.9	2,520.0	3,388.0
Total	<u>9,803.0</u>	<u>10,740.0</u>	<u>11,974.0</u>	<u>13,125.4</u>	<u>14,460.0</u>	<u>15,639.0</u>
<u>Florida A. & M. University</u>						
Undergraduate-Lower Division	1,765.0	1,957.0	2,272.0	2,016.0	2,178.0	2,526.0
Undergraduate-Upper Division	879.0	850.0	850.0	1,071.0	1,206.0	1,173.0
Graduate	81.0	77.0	116.0	127.0	207.0	156.0
Total	<u>2,725.0</u>	<u>2,884.0</u>	<u>3,238.0</u>	<u>3,214.0</u>	<u>3,591.0</u>	<u>3,855.0</u>
<u>University of South Florida</u>						
Undergraduate-Lower Division	2,605.0	3,647.0	4,251.0	4,208.0	4,080.0	4,256.0
Undergraduate-Upper Division	1,202.0	1,555.0	2,050.0	2,817.0	4,260.0	5,242.0
Graduate		39.0	91.0	498.0	893.0	1,193.0
Total	<u>3,807.0</u>	<u>5,241.0</u>	<u>6,392.0</u>	<u>7,523.0</u>	<u>9,233.0</u>	<u>10,691.0</u>

FACT BOOK

STATE UNIVERSITY SYSTEM OF FLORIDA

On-Campus Enrollment - Full Time Equivalent

By Level
1964-1969
(Fall Term)

	<u>1963-64</u>	<u>1964-65</u>	<u>1965-66</u>	<u>1966-67</u>	<u>1967-68</u>	<u>1968-69</u>
<u>Florida Atlantic University</u>						
Undergraduate-Upper Division		643.0	1,593.0	2,279.0	3,020.0	3,084.0
Graduate		2.0	214.0	381.0	558.0	491.0
Total		645.0	1,807.0	2,660.0	3,578.0	3,575.0
<u>University of West Florida</u>						
Undergraduate-Upper Division					1,238.0	2,380.0
Graduate						
Total					1,238.0	2,380.0
<u>Florida Technological University</u>						
Undergraduate-Lower Division						922.0
Undergraduate-Upper Division						350.0
Graduate						
Total						1,272.0
<u>Total State University System</u>						
Undergraduate-Lower Division	17,360.8	19,159.8	20,172.4	20,350.7	20,343.7	22,114.0
Undergraduate-Upper Division	10,879.9	12,321.1	14,788.0	17,915.2	22,702.7	25,861.0
Graduate	2,075.6	3,026.0	3,957.8	5,218.4	7,631.2	9,399.9
Total	30,316.3	34,506.9	38,918.2	43,484.3	50,677.6	57,374.9

*Includes Health Center and Institute of Food and Agricultural Sciences

Source: Office of the Chancellor
Planning and Evaluation

FACT BOOK

STATE UNIVERSITY SYSTEM OF FLORIDA

Fall Enrollment of On-Campus Students by County
1968-1969
 (Fall Term)

County	UF	FSU	FAMU	USF	FAU	UWF	FTU	TOTAL
Alachua	3,172	113	50	40	20	15	2	3,412
Baker	15	3				1		19
Bay	124	199	41	12	1	100		477
Bradford	43	21			1	1		66
Brevard	849	439	28	249	80	22	176	1,843
Broward	1,218	806	138	202	1,325	24	3	3,716
Calhoun	9	54	4	3	2	3		75
Charlotte	32	34	2	27	4	2	1	102
Citrus	29	17	8	33	2	1		90
Clay	92	48	5	4	4	4		157
Collier	66	42	5	35	16	4	1	169
Columbia	113	38	22	4	6	9		192
Dade	3,268	1,791	247	685	931	92	10	7,024
DeSoto	21	9	13	14	1	2		60
Dixie	15	4	2	1	1	2		25
Duval	1,355	1,138	407	315	36	42	5	3,298
Escambia	218	289	98	15	2	983		1,605
Flagler	2	6	20	1	1			30
Franklin	5	25	19			3		52
Gadsden	32	118	185	8		7		350
Gilchrist	16	9				2		27
Glades	7	4	2	1				14
Gulf	10	29	12	4		8		63
Hamilton	6	12	20	1		1		40
Hardee	20	22	2	28	5	6		83

FACT BOOK

STATE UNIVERSITY SYSTEM OF FLORIDA

Fall Enrollment of On-Campus Students by County
1968-1969
 (Fall Term)

County	UF	FSU	FAMU	USF	FAU	UWF	FTU	TOTAL
Hendry	14	13	1	8	5	2		45
Hernando	27	31	5	37		1	2	101
Highlands	58	32	11	41	12	9	2	165
Hillsborough	787	522	180	4,802	10	18	2	6,321
Holmes	19	27	6	1		31		84
Indian River	71	62	9	26	18	8	2	196
Jackson	49	110	55			51		265
Jefferson	16	48	64	1				129
Lafayette	7	8	1			1		17
Lake	172	164	42	49	8	6	14	455
Lee	211	144	10	110	58	18		551
Leon	81	2,397	802	21	2	8		3,311
Levy	54	18	7	3		2		84
Liberty	1	11	2			2		16
Madison	24	70	61		1	3	1	160
Manatee	150	143	21	198	18	20		550
Marion	265	104	90	29	7	21		516
Martin	43	17	10	17	32	2		121
Monroe	90	50	11	34	34	5	1	225
Nassau	33	54	15	1	3	1		107
Okaloosa	140	260	5	14	1	172		592
Okeechobee	10	13	1	1	6			31
Orange	1,040	730	101	605	44	8	950	3,478
Osceola	38	26	2	30	1		11	108
Palm Beach	798	534	76	112	1,072	8	7	2,607

FACT BOOK

STATE UNIVERSITY SYSTEM OF FLORIDA

Fall Enrollment of On-Campus Students by County
1968-1969
(Fall Term)

County	UF	FSU	FAMU	USF	FAU	UWF	FTU	TOTAL
Pasco	57	47	13	173	2	4		296
Pinellas	1,053	905	97	2,309	30	61	4	4,459
Polk	479	382	136	659	29	8	8	1,701
Putnam	139	48	16	18	8	3		232
Saint Johns	105	73	14	10	5	4		211
Saint Lucie	124	58	57	14	58	4		315
Santa Rosa	39	34	8	3		192		276
Sarasota	279	260	25	248	22	13		847
Seminole	147	105	30	64	7	7	199	559
Sumter	34	16	8	18		1		77
Suwannee	46	56	26		2	2		132
Taylor	28	61	31	7		6		133
Union	22	14		2				38
Volusia	442	309	47	139	65	5	42	1,049
Wakulla			12			2		14
Walton	16	47	31	1	1	56		152
Washington	35	44	15	1		13		108
Unclassified				31		1	13	45
TOTAL	17,980	13,317	3,484	11,519	3,999	2,113	1,456	53,868

FACT BOOK

STATE UNIVERSITY SYSTEM OF FLORIDA

Nonresident Instruction - Student Credit Hours

By Level
1967-1969
(Fall Term)

	<u>1966-67</u>	<u>1967-68</u>	<u>Estimated</u> <u>1968-69</u>
<u>University of Florida</u>			
Undergraduate-Upper Division	4,416	5,945	6,900
Graduate			
Total	<u>4,416</u>	<u>5,945</u>	<u>6,900</u>
<u>Florida State University</u>			
Undergraduate-Upper Division			
Graduate	6,339	7,300	6,840
Total	<u>6,339</u>	<u>7,300</u>	<u>6,840</u>
<u>Florida A. & M. University</u>			
Undergraduate-Upper Division			
Graduate		690	1,500
Total		<u>690</u>	<u>1,500</u>
<u>University of South Florida</u>			
Undergraduate-Upper Division	1,551	3,125	
Graduate	3,363	3,835	8,040
Total	<u>4,914</u>	<u>6,960</u>	<u>8,040</u>
<u>Florida Atlantic University</u>			
Undergraduate-Upper Division		528	700
Graduate		6,890	5,000
Total		<u>7,418</u>	<u>5,700</u>

FACT BOOK

STATE UNIVERSITY SYSTEM OF FLORIDA

Nonresident Instruction - Student Credit Hours

By Level
1967-1969
(Fall Term)

	<u>1966-67</u>	<u>1967-68</u>	<u>Estimated</u> <u>1968-69</u>
<u>University of West Florida</u>			
Undergraduate-Upper Division		2,640	3,150
Graduate			
Total		<u>2,640</u>	<u>3,150</u>
<u>Florida Technological University</u>			
Undergraduate-Upper Division			2,100
Graduate			
Total			<u>2,100</u>
<u>University of Florida-Geneseys</u>			
Undergraduate-Upper Division			
Graduate	1,772	1,291	1,596
Total	<u>1,772</u>	<u>1,291</u>	<u>1,596</u>
<u>Total State University System</u>			
Undergraduate-Upper Division		12,238	12,850
Graduate		20,006	22,976
Total		<u>32,244</u>	<u>35,826</u>

Source: Office of the Chancellor
Planning and Evaluation

FACT BOOK

STATE UNIVERSITY SYSTEM OF FLORIDA

Graduate Enrollment, 1955, 1960, 1965; Percent Change,
1955-1960 and 1960-1965; As a Percent of Total Fall
Enrollment, 1965

State	Graduate Enrollment			Percent Change		As Percent of Total Fall Enrollment 1965
	1955	1960	1965	1955-60	1960-65	
United States	251,232	314,349	535,332	25.1	70.3	9.0
SREB States	39,480	51,845	95,493	31.3	84.1	6.7
South as a Percent of U. S.	15.7	16.5	17.8			
Alabama	1,763	2,474	3,702	40.3	49.6	5.0
Arkansas	743	1,230	2,018	65.5	64.1	4.7
FLORIDA	2,904	3,856	7,788	32.8	102.0	5.5
Georgia	1,087	2,637	5,020	142.6	90.4	6.1
Kentucky	1,806	2,908	3,496	61.0	20.2	4.6
Louisiana	2,502	3,961	7,496	58.3	89.2	8.4
Maryland	4,293	5,335	10,621	24.3	99.1	10.8
Mississippi	762	1,205	2,394	58.1	98.7	4.3
North Carolina	2,731	4,385	7,687	60.6	75.3	6.4
Oklahoma	3,325	3,720	7,689	11.9	106.7	8.6
South Carolina	1,082	1,788	1,698	65.2	-5.0	3.9
Tennessee	3,229	3,983	6,615	23.4	66.1	6.6
Texas	11,185	11,376	21,840	1.7	92.0	7.4
Virginia	1,173	2,048	4,634	74.6	126.3	5.1
West Virginia	895	939	2,795	4.9	197.7	5.9

FACT BOOK

STATE UNIVERSITY SYSTEM OF FLORIDA

Trends in College-Age Population
Total Population, 1960 and 1975; Percent Change, 1960-1975;
College Age Population (18-21), 1960, 1968, and 1975;
Percent Change, 1960-1975

State	Total Population			College Age Population			
	1960	1975	Percent Change 1960-1975	1960	1968	1975	Percent Change 1960-1975
United States	179,323,000	225,123,000	25.5	9,212,608	14,002,000	15,898,000	72.5
Southern States	53,763,000	68,529,000	27.5	3,053,804	4,556,000	5,070,000	66.0
South as a Percent of U.S.	30.0	30.4	-	33.1	32.5	31.9	-
Alabama	3,267,000	3,923,000	20.1	184,373	259,000	282,000	53.0
Arkansas	1,786,000	2,157,000	20.8	94,167	138,000	142,000	50.7
FLORIDA	4,952,000	8,208,000	65.8	243,483	424,000	539,000	121.4
Georgia	3,943,000	5,019,000	27.3	233,871	356,000	396,000	69.3
Kentucky	3,038,000	3,402,000	12.0	173,492	240,000	243,000	39.7
Louisiana	3,257,000	4,218,000	29.5	179,519	266,000	316,000	76.0
Maryland	3,101,000	4,298,000	38.6	158,528	270,000	327,000	106.3
Mississippi	2,178,000	2,629,000	20.7	129,736	183,000	192,000	48.0
North Carolina	4,556,000	5,513,000	21.0	288,413	402,000	420,000	45.6
Oklahoma	2,328,000	2,677,000	15.0	126,619	178,000	186,000	46.9
South Carolina	2,383,000	2,902,000	21.8	157,171	226,000	232,000	47.6
Tennessee	3,567,000	4,287,000	20.2	206,215	291,000	305,000	47.9
Texas	9,580,000	12,352,000	28.9	535,147	822,000	950,000	77.5
Virginia	3,967,000	5,161,000	30.1	246,970	376,000	428,000	73.3
West Virginia	1,860,000	1,783,000	-4.1	96,100	125,000	112,000	16.5

Source: Fact Book on Higher Education in the South, 1968

II. PROGRAM

FACT BOOK

STATE UNIVERSITY SYSTEM OF FLORIDA

Summary of Degree Programs Offered
By Level

Degree Program*	UF	FSU	FAMU	USF	FAU	UWF	FTU
Accounting	BM	BMD MOD MOD	B B	BM	B M	B	B
Administration and Supervision (Ed)							
Adult Education							
Advanced Accountancy	B						
Advanced Basic Studies							
Advanced Flight Systems				B			
Advertising	BM					M	
Advertising and Public Relations		B					
Advertising Design	B						
Aerospace Engineering	BMD						
African Area Studies	BM						
Agricultural Business Management	BMD						
Agricultural Economics	BMD						
Agricultural Education	BM						
Agricultural Engineering	BM						
Agricultural Extension	BM						
Agricultural Journalism	B						
Agriculture			B				
Agronomy	BMD						
American (Area) Studies	B	BM					
Anatomy	MD						
Animal Science	BMD						
Anthropology	BMD						
Anthropology and Archaeology		BM		B			
Applied Music; Brass Instruments		BM					
Applied Music; Organ		BM					
Applied Music; Percussion Instruments		B					
Applied Music; Piano		BMD					
Applied Music; Stringed Instruments		BMD					
Applied Music; Woodwind Instruments		BM					

*B-Bachelor's level; M-Master's level; D-Doctor's level; 0-Other; **JD** - Juris Doctor.
The level of 0 may be inferred by its position among the symbols.

FACT BOOK

STATE UNIVERSITY SYSTEM OF FLORIDA

Summary of Degree Programs Offered
By Level

Degree Program*	UF	FSU	FAMU	USF	FAU	UWF	FTU
Applied Music; Vocal		BMD					
Architectural Design	M						
Architectural Research	M						
Architecture	B						
Art							
Art Education					B		
Art Education and Constructive Design	B	D BM	B			B	
Asian and Russian Area Studies	B						
Asian Studies		B					
Astronomy	MD			BM			
Automotive Technology and Management							
Bacteriology	BMD	B	O	BM			
Banking and Finance	B						
Biochemistry	MD						
Bioenvironmental Engineering	MD						
Biological Sciences		BMD			BM		
Biology	B		B	D			B
Biology and Marine Sciences							
Botany	BMD			BM			
Broadcast Education	M						
Broadcasting							
Broadcasting; News Sequence	BM						
Building Construction	B						
Building Construction Technology	BM						
Building Research	M		O				
Business Administration							
Business Administration and Management		MD		M	M		
Business Education	B						
Business Statistics	B	BM	B				
Chemical Engineering	BMD						

*B-Bachelor's level; M-Master's level; D-Doctor's level; O-Other; (JD)-Juris Doctor.
The level of O may be inferred by its position among the symbols.

FACT BOOK

STATE UNIVERSITY SYSTEM OF FLORIDA

Summary of Degree Programs Offered
By Level

Degree Program*	UF	FSU	FAMU	USF	FAU	UMF	FTU
Chemical Science	UF						
Chemistry	BMD	B BMD BMD	B	BM	BM	B	B
Child Development							
Choral Music			B				
Church Music		BM					
Civil Engineering	BMD						
Classics		BM			B		
Clinical Psychology	B	BM					
Clothing and Textiles		BM					
Clothing and Textiles and Related Art		D					
Clothing and Textiles; Family Economics		D					
Clothing and Textiles; Family Relationships		D					
Communication Arts		D					
Communications						B	
Communications Research	M						B
Communicative Disorders							
Composition (Music)	B	BMD					
Computer Science							
Corrections; Adult and Juvenile		BM					B
Counseling and Guidance	MOD						
Counselor Education		MOD					
Crafts	B						
Creative Art		BM					
Criminalistics		BM					
Criminology and Corrections		BM					
Curriculum and Instruction		BMD					
Dairy Science	MOD						
Dance	BM						
Dietetics		BM					
Drafting Technology		B					

*B-Bachelor's level; M-Master's level; D-Doctor's level; O-Other; (JD)-Juris Doctor.
The level of O may be inferred by its position among the symbols.

FACT BOOK

STATE UNIVERSITY SYSTEM OF FLORIDA

Summary of Degree Programs Offered
By Level

Degree Program*	UF	FSU	FAMU	USF	FAU	UWF	FTU
Drama							
East Asian Studies					B		
Economics	BMD	M BMD	B	BM	BM	B	B
Economics and Business Administration	D						
Educational Administration	MOD						
Educational Research and Testing		MD					
Educational Supervision	M						
Electrical Engineering	BMD		0				
Electrical Technology			0				
Electronics Technology							
Elementary Education	B	BMOD	B	BM BM		B	B B
Engineering							
Engineering Mechanics	MD						
Engineering Science	BM	BMD					
English	BMD	BMD	B	BM	B	B	B
English Education		BMD					
Entomology	BMD						
Fashion Design		B					
Fashion Merchandising		B					
Finance	M	BMD		BM	B	B	B
Fine Arts	BM						
Food and Dairy Science	B		B				B
Food and Nutrition		BMD					
Food Science	BM						
Foreign Language Education		BM					
Foreign Languages							
Foreign Trade and Transportation	B						B
Forest Products Technology	BM						
Forestry	BM						
Foundations of Education	MOD						

*B-Bachelor's level; M-Master's level; D-Doctor's level; O-Other; **JD**-Juris Doctor.
The level of O may be inferred by its position among the symbols.

9

4

5

1

FACT BOOK

STATE UNIVERSITY SYSTEM OF FLORIDA

Summary of Degree Programs Offered
By Level

Degree Program*	UF	FSU	FAMU	USF	FAU	UMF	FTU
French							
Fruit Crops	BMD	BMD	B	BM	M	B	
General Agriculture	BMD						
General Business Administration	BM						
General Education	O		B				
General Home Economics		B					
Gerontology				M			
Geography	BMD	BM		BM			
Geology	BM	BMD		BM	B		
Geophysical Fluid Dynamics		D					
German	BM	BM		B		B	
Government		BMD					
Greek	B	BM					
Guidance		BM			M		
Health and Hospital Administration	M						
Health Education		BM					
Higher Education		MOD					
History	BMD	BMD	B	B	B	B	B
History and Criticism of Art		BM					
Home and Family Life		MD					
Home Economics			B				
Home Economics Education		BMD					
Hotel and Restaurant Administration		B					
Humanities		BD		BM			
Industrial Arts and Vocational Education		BM			B	B	B
Industrial Arts Education							
Industrial Engineering	BMD						
Insurance	BM						
Instrumental Music							
Inter-American Studies		B	B				
Interior Design	B						

*B-Bachelor's level; M-Master's level; D-Doctor's level; O-Other; (JD)-Juris Doctor.
The level of O may be inferred from the level of the program.

FACT BOOK

STATE UNIVERSITY SYSTEM OF FLORIDA

Summary of Degree Programs Offered
By Level

Degree Program*	UF	FSU	FAMU	USF	FAU	UWF	FTU
International (Multinational) Business		B			B		
International Affairs (Relations) (Studies)	M	BM		B			
International Communications				B			
Italian							
Journalism Education	M						
Journalism; News Editorial Sequence	BM						
Journalism; Public Relations	BM						
Junior College Education		M					
Junior College Teacher and Liberal							
Arts Teacher							
K-12 Education							
Landscape Architecture	B						
Latin	BM	BM		B			
Latin American Studies	BM			B			
Law	(JD)	(JD)					
Law Enforcement and Police Science		BM					
Library Science	B	BMOD	B				
Linguistics							
Literature of the Western Cultures		BM			B		
Machine Tool Technology			O				
Management	BM	BMD		BM			B
Management and Marketing							
Marketing	BM	BMD		BM	B	B	B
Marriage and Family Living		D					
Mathematics	BMD	BMD	B	BM	B	B	B
Mathematics and Statistics							
Mathematics Education		BMD					
Mechanical Engineering	BMD						
Mechanized Agriculture	B						
Media Management	M						
Medical Technology	B	B					B

*B-Bachelor's level; M-Master's level; D-Doctor's level; O-Other; (JD)-Juris Doctor.

The level of O may be inferred by its position among the symbols.

FACT BOOK

STATE UNIVERSITY SYSTEM OF FLORIDA

Summary of Degree Programs Offered
By Level

Degree Program*	UF	FSU	FAMU	USF	FAU	UWF	FTU
Medicine	D BMD						
Metallurgical and Materials Engineering		BMD					
Meteorology	MD						
Microbiology							
Modern Languages and Literature					B		
Music							
Music Arts	B	B			B		
Music Education	BM	MD				B	B
Music Education; Choral Major		B					
Music Education; Instrumental Major		B					
Music History and Literature							
Music Theory		BM					
Music Theory		BMD					
Music Therapy		BM					
Natural Sciences				B			
Natural Sciences				B			
Non-Western Studies							
Nuclear Engineering Sciences	BMD						
Nursing	BM						
Occupational Therapy	B		B				
Occupational Therapy	B						
Ocean Engineering							
Oceanography		MD					
Office Administration							
Opera Production							
Ornamental Horticulture	BM	M					
Pathology	MD						
Pathology	MD						
Pharmaceutical Chemistry	MD						
Pharmacology	MD						
Pharmacy	BMD						
Philosophy	BM						
Physical Education		BMD					
Physical Education							
Physical Education and Health	BM						

*B-Bachelor's level; M-Master's level; D-Doctor's level; O-Other; (JD)-Juris Doctor.
The level of O may be inferred by its position among the symbols.

FACT BOOK

STATE UNIVERSITY SYSTEM OF FLORIDA

Summary of Degree Programs Offered
By Level

Degree Program*	UF	FSU	FAMU	USF	FAU	UWF	FTU
Physical Education, Health and Recreation							
Physical Therapy	B	BMD				B	
Physics	BMD	BMD				B	
Physiology	MD						
Plant Pathology	BMD						B
Plant Science	B						
Political Science	BMD						B
Pre-Dentistry				B	B		
Pre-Engineering				B	B		
Pre-Law							
Pre-Library Science			B				
Pre-Medicine	B						
Pre-Theology				B			
Pre-Veterinary Medicine				B			
Printing Technology and Management				B			
Psychiatric Nursing			O				
Psychology		M					
Public Administration	BMD	BMD	B	BM	B	B	B
Radiation Biophysics	M						
Radio and Television		B					
Reading Specialist and Clinician	OD						
Real Estate and Urban Land Studies	BM						
Refrigeration, Heating and Air Conditioning Technology							
Rehabilitation Counseling	M		O				
Religion	B	BM	B				
Research and Development Administration							
Risk and Insurance		M					
Rural Sociology	B	BM					
Russian	B	B					
Science Education	B	BMOD 6		B			

*B-Bachelor's level; M-Master's level; D-Doctor's level; O-Other; (JD)-Juris Doctor.

FACT BOOK

STATE UNIVERSITY SYSTEM OF FLORIDA

Summary of Degree Programs Offered
By Level

Degree Program*	UF	FSU	FAMU	USF	FAU	UWF	FTU
Sciences							
School Lunch Administration							
Secondary Education	B	B					B
Secretarial Science							
Slavic and East European Studies		BM	B				B
Slavic Languages and Literature		M					
Social Administration	B						
Social Sciences		BM					
Social Studies Certification; Economics			B				B
Social Studies Certification; History			B				
Social Studies Certification; Political Sci.			B				
Social Studies Certification; Sociology							
Social Studies Education			B				
Social Studies Education		BMD					
Social Welfare		B					
Social Work		M					
Sociology	BMD	BMD	B	BM	B		B
Soil Science	BMD						
Soil Technology	B						
Spanish	BMD	BMD	B	BM	M		B
Special Education	D	BMOD					
Specialization in the Fine Arts	B						
Speech	BMD	BMD		BM	B		
Speech and Drama			B				
Speech Correction			B				
Statistics	BMD	BMD					
Structural Design	M						
Structural Design of Buildings	M						
Supervision and Curriculum Development	OD						
Systems Engineering	BMD						
Teacher Education	D		M				
Teacher Education for Special Education	D						

*B-Bachelor's level; M-Master's level; D-Doctor's level; O-Other; (JD)-Juris Doctor.
The level of O may be inferred by its position among the symbols.

FACT BOOK

STATE UNIVERSITY SYSTEM OF FLORIDA

Summary of Degree Programs Offered
By Level

Degree Program*	UF	FSU	FAMU	USF	FAU	UWF	FTU
Textiles							
Theatre		B M					
Theatre Arts							
Theory and Research (Education)	D		B	B			
Trade and Industrial Education							
Training and Development (Business)			B				
Transportation							
Urban and Regional Planning							
Vegetable Crops	BMD	M					B
Veterinary Science	M						
Visual Arts							
Vocational and Adult Education	B		B	BM			
Vocational and Industrial Education							
Vocational Education		D					B
Wildlife	BM						
Zoology	BMD			BM			

68

10

28

7

68
70
28
1
165

*B-Bachelor's level; M-Master's level; D-Doctor's level; O-Other; JD - Juris Doctor.
The level of O may be inferred by its position among the symbols.

Source: Office of the Chancellor
Office of Academic Affairs

FACT BOOK

STATE UNIVERSITY SYSTEM OF FLORIDA

Summary of Degrees Granted
By Level
1966-1967

Degree Program	UF			FSU			FAMU			USF			FAU			UWF			TOTAL		
	B	M	D	B	M	D	B	M	D	B	M	D	B	M	D	B	M	D	B	M	D
Accounting	103	8		111	10		9			59			27						309	18	
Administrative Science													13						13		
Adult Education				24	4	1													24	4	1
Advertising and Public Relations																					
Aerospace, Aeronautical, Astro- nautical Engineering; Aero- nautics; Astronautics; and Related Engineering Fields																					
Agricultural Economics	21	4																	21	4	
Agricultural Education	4	11					4												8	11	
Agricultural Engineering	7	3																	7	3	
Agricultural Extension		1																			
Agriculture, General	2	1					2												4	1	1
Agronomy																					
Agronomy, Field Crops	5	2	3				5												5	2	3
American Studies (American Area Studies)				1	1														1	1	
Anatomy, Histology		1																			
Animal Science	44	14	4				2												46	14	4
Anthropology	10	1		12	3				6			3							31	4	
Architectural Engineering	52	1																	52	1	
Architecture	59	4																	59	4	
Area Studies		7		7	4														7	4	
Art Education	9			28	8		3		10	2		15							65	10	
Art, General	1			49	10		2		11			12							75	10	
Art History				9	2	3						6									
Arts, General Program	7																		22	2	3
Arts and Sciences	78								11	5									89		
Astronomy																			5		

FACT BOOK

STATE UNIVERSITY SYSTEM OF FLORIDA

Summary of Degrees Granted
By Level
1966-1967

Degree Program	UF			FSU			FAMU			USF			FAU			UMF			TOTAL			
	B	M	D	B	M	D	B	M	D	B	M	D	B	M	D	B	M	D	B	M	D	
Bacteriology, Virology, Mycology, Parasitology, Microbiology	1	2																	1	2		
Biochemistry			3																			
Biological Sciences				87	29	8		17											147	30	1	8
Biology	16									3	1								19	1	5	
Biophysics		5																				
Botany	3	4	3																8	5		3
Business and Commerce	162	48	3					5		5	1								167	51		3
Business Education	20																		37			
Business Education, Commercial Education				12						16				17					28			
Chemical, Petroleum Refining	26	1	2																26	1		2
Chemistry	77	6	30	14	6	13		5		18	4			22	1				136	17		43
Child Development, Family Relations				19	3	2													19	3		2
City Planning				1																		
Civil, Construction, Transportation	48	10	1																48	10		1
Classical Civilization				1																		
Clothing and Textiles				2	1	2		1											3	1		2
College, Social Science Major																						
Counseling and Guidance		120	13																			
Criminology and Corrections				123	18	3		26											123	247	14	16
Criminology and Corrections		4	13	14		2																
Curriculum and Instruction																						
Design	39	3																	39	3		
Dietetics				3															3			
Distributive Education, Retail Selling																						
Early Childhood Education				2	2					5	3								5	3		
Economics	33	7	4	18	11	1		4		35				6					96	18		5

FACT BOOK

STATE UNIVERSITY SYSTEM OF FLORIDA

Summary of Degrees Granted
By Level
1966-1967

Degree Program	UF			FSU			FAMU			USF			FAU			UMF			TOTAL			
	B	M	D	B	M	D	B	M	D	B	M	D	B	M	D	B	M	D	B	M	D	
Education of Exceptional Children				37						1									37			
Education of Mentally Retarded																			1			
Education Administration, Supervision, Finance		24	28		21	8		22														
Education Research and Testing (Research)					4	1																
Education Psychology (Human Behavior)																						
Electrical and Electronic Systems	129	65	14																129	65	14	
Elementary Education	257	51		341	26	4	119	57		173	24		238						1128	158	4	
Engineering (Field of Study Not Identified)										31	6											
Engineering, General, Other	44	14	1																31	6		
Non-specialized Engineering																			44	14	1	
Engineering Science, Engineering Mechanics, Engineering Physics, Mechanics, Science Engineering		8		20	13																	
English, Literature, Creative Writing, Language Arts, Comparative Literature																						
Anthropology	201	17	9	195	35	5	16			100	6		81						593	58	14	
Environmental Health, Sanitary Engineering	8	9	4																8	9	4	
Exceptional Children and Special Education		7	4										2									
																						2

FACT BOOK

STATE UNIVERSITY SYSTEM OF FLORIDA

Summary of Degrees Granted
By Level
1966-1967

Degree Program	UF			FSU			FAMU			USF			FAU			UWF			TOTAL				
	B	M	D	B	M	D	B	M	D	B	M	D	B	M	D	B	M	D	B	M	D		
Fashion Merchandising and Design Field Not Identified Finance and Banking Fine Arts Food and Nutrition Food Science Foreign Language Education Foreign Languages (French and Spanish) Forestry French General Administration Geography Geology German Government Health Education Higher Education History History, Philosophy or Theory of Education: Comparative Education Home Economics Home Economics Education Horticulture Hotel and Restaurant Administration Housing and Interior Design Human Behavior Humanities	35	3	1	92	7	11	1	1	1	17	16	33	160	1	15	33	7	1	2	1	1	2	
	18	7	2	11	2	2	6	10	5	11	2	11	18	33	6	18	2	6	18	33	6	18	2
	7	2	2	7	2	2	11	2	2	11	2	11	2	11	2	11	2	11	2	11	2	11	2
	4	4	5	5	4	4	8	36	51	9	4	9	29	45	29	45	3	3	10	16	8	5	
	45	14	1	98	24	11	8	36	51	238	38	238	23	38	23	23	38	12	23	38	12	6	
	1	1	6	6	10	10	23	2		29	3	29	45	10	29	45	3	3	10	16	8	5	
	16	8	5	57	1	1			23	16	8	16	57	20	16	57	1	1	20	16	8	5	
	20			20					23	20	1	20	20	1	20	20	1	1	20	20	1	23	

FACT BOOK

STATE UNIVERSITY SYSTEM OF FLORIDA

Summary of Degrees Granted
By Level
1966-1967

Degree Program	UF			FSU			FAMU			USF			FAU			UWF			TOTAL				
	B	M	D	B	M	D	B	M	D	B	M	D	B	M	D	B	M	D	B	M	D		
Industrial Arts																							
Industrial Arts Education				22																	22		
Industrial and Management Engineering				8																	8		
Industrial Relations	62		27																		62	27	
Inter-American Studies																							
International Business																							
International Relations				29	15																31	15	
Italian																							
Journalism																							
Languages and Linguistics	208		6																		212	6	
Latin																							
Latin American Area Studies																							
Latin and Greek	4			1																	1		
Law																					5		
Liberal Science																							
Linguistics	4		194*	24	72		27		4*	9	2									64	74	203	
Management																							
Management and Personnel																							
Marketing				129	7					57											57		
Marriage and Family Living										32											57		
Mathematics	86	9	7	80	39	15	27			40	7									248	55	22	
Mathematics Education																							
Mechanical Engineering	67	19	5																		67	19	5
Medical Science			2																				
Medical Technology	18	4		9																	27	4	

*Professional Degree

FACT BOOK

STATE UNIVERSITY SYSTEM OF FLORIDA

Summary of Degrees Granted
By Level
1966-1967

Degree Program	UF			FSU			FAMU			USF			FAU			UWF			TOTAL			
	B	M	D	B	M	D	B	M	D	B	M	D	B	M	D	B	M	D	B	M	D	
Medicine			59*																			
Metallurgical and Materials Engineering, Ceramic Engineering, Materials Science	4	9	4	14	11	4													4	9	4	4
Neurology																						4
Modern Languages																						3
Music																						3
Music Education																						107
Music, General																						21
Nuclear Engineering Sciences																						107
Nursing and/or Public Health																						34
Nursing																						27
Occupational Therapy	74	27		63			21															158
	24																					24
Oceanography																						10
Office Management																						2
Ornamental Horticulture																						156
Other	5			156	31																	5
Paint and Drawing																						8
Pharmacology																						8
Pharmacy	57	4	2				16															73
Philosophy	6	1		8	7																	31
Physical Education	76	23		81	14	8	29															227
Physical Education and Health																						8
Physical Education - Nonteaching	1																					1
Physical Sciences, General	2																					2
Physical Therapy	19	24																				19
Physical Therapy, Physiotherapy																						24
Physics	22	10	9	19	21	8																65
																						34
																						17

*Professional Degree

FACT BOOK

STATE UNIVERSITY SYSTEM OF FLORIDA

Summary of Degrees Granted
By Level
1966-1967

Degree Program	UF			FSU			FAMU			USF			FAU			UWF			TOTAL			
	B	M	D	B	M	D	B	M	D	B	M	D	B	M	D	B	M	D	B	M	D	
Physiology																						
Plant Pathology																						
Political Science	3	1	1	80	18	9	41	3	56		16								3	1	1	1
Pre-Medicine	113	21	3				41	3											306	39	12	
Psychology, General	11	1	8	48	15	15	11		78		12								160	16	23	
Psychology, Educational																						
Psychology, Social																						
Public Administration	65			9															65			
Radio and Television																						
Reading Education																						
Real Estate, Insurance																						
Recreation	27	1		25															52		1	
Religion				28															28			
Rehabilitation	2			4															6			
Russian																						
Sacred Music																						
Science Education	16			12	10	5			4		2								4			
Sciences, General Program																						
Secondary Education																						
Secretarial Studies	108			8			22	22			13								5			
Social Sciences, General																						
Social Studies		9		9	11				58	4									5			
Social Studies Education																			36			
Social Work, Social Administration, Social Welfare				71	9														71		9	
Sociology	39	6	4	114	97	5	58		62		8								114	97	183	19

FACT BOOK

STATE UNIVERSITY SYSTEM OF FLORIDA

Summary of Degrees Granted
By Level
1966-1967

Degree Program	UF			FSU			FAMU			USF			FAU			UWF			TOTAL			
	B	M	D	B	M	D	B	M	D	B	M	D	B	M	D	B	M	D	B	M	D	
Soil Science	2	2	4																2	2	4	4
Spanish	26	10	1	40	5	3				12									85	15	4	4
Special Education and Rehabilitation																						
Speech and Dramatic Arts	28	6	3	18	16	1	14			60	9	1			9				129	31	4	4
Speech and Hearing				8			2												10	1		
Statistics	9	5		6	10	2													15	15	2	2
Theatre Arts: Technical, Performance																						
Trade and Industrial Education	1			4	10	2					3								5	10	2	2
Veterinary, Clinical, Medical Sciences		4																				
Zoology	42	6	1							27	2								69	4	8	1
TOTAL	2,729	860	468	2,751	799	187	565	129	4	1,159	94			798	384				8,002	2,266	659	659

Source: Office of the Chancellor
Office of Educational Research

FACT BOOK

STATE UNIVERSITY SYSTEM OF FLORIDA

Summary of Degrees Granted
By Level
1967-1968

Degree Program	UF			FSU			FAMU			USF			FAU			UMF			TOTAL		
	B	M	D	B	M	D	B	M	D	B	M	D	B	M	D	B	M	D	B	M	D
Bacteriology, Virology, Mycology, Parasitology, Microbiology	6	3	3																9	4	3
Biochemistry			3																		3
Biological Sciences				73	16	2													83	16	2
Biology	15						15												50		
Biophysics		2																			2
Botany	6	2	4																13	2	4
Business and Commerce	197	39		149	97	1	29												386	149	1
Business Education	31																		47		
Business Education, Commercial Education				15	2																
Chemical, Petroleum Refining	30	9	4																17	2	4
Chemistry																			30	9	
Child Development, Family Relations	79	11	17	17	11	7	8												149	28	24
City Planning				24		8													24		8
Civil, Construction, Transportation	51	14	1																51	14	1
Classical Civilization																					
Clothing and Textiles				41	2														41	2	
College, Social Science Major																			2		
Counseling and Guidance	133	21																			
Criminology and Corrections				140	12	1	48												140	12	1
Curriculum and Instruction	1	19																			
Design	32																		32		
Dietetics																					
Distributive Education, Retail Selling																					
Early Childhood Education				1															1		
Economics	44	11	10	28	8	6	5												118	19	16

FACT BOOK

STATE UNIVERSITY SYSTEM OF FLORIDA

Summary of Degrees Granted
By Level
1967-1968

Degree Program	UF			FSU			FAMU			USF			FAU			UWF			TOTAL				
	B	M	D	B	M	D	B	M	D	B	M	D	B	M	D	B	M	D	B	M	D		
Fashion Merchandising and Design																							
Field Not Identified																							
Finance and Banking		51			63						4			44			8			4			
Fine Arts		23	10								15									181			
Food and Nutrition		5	3		14	4	1													23	10	7	
Food Science		4	1																	19		1	
Foreign Language Education					9	12														4	1		
Foreign Languages (French and Spanish)								7												9	12		
Forestry		18	5								8	2		6						7	18	5	
French		17	3																	46		2	
General Administration																							
Geography		10	2	4							6			3						3	38	10	4
Geology		6	4								15			5						33		12	4
German		5	3																	15		6	
Government														2						2			
Health Education		11																		18		2	
Higher Education																							
History		57	7								38			29						228		27	3
History, Philosophy or Theory of																							
Education: Comparative Education			8																				8
Home Economics													29							36			
Home Economics Education																				74		6	
Horticulture		23	10	7																23	10	7	
Hotel and Restaurant Administration																				53			
Housing and Interior Design																				28	3	3	
Human Behavior																							
Humanities											12	1								12		1	

FACT BOOK

STATE UNIVERSITY SYSTEM OF FLORIDA

Summary of Degrees Granted
By Level
1967-1968

Degree Program	UF			FSU			FAMU			USF			FAU			UWF			TOTAL			
	B	M	D	B	M	D	B	M	D	B	M	D	B	M	D	B	M	D	B	M	D	
Industrial Arts																						
Industrial Arts Education				28	8	1	18												18	28	8	1
Industrial Arts and Management																						
Engineering																			46	43		
Industrial Relations	46	43																	46	43		
Inter-American Studies			2																60			2
International Business																						
International Relations																			9			
Italian				53	15					2	1	1							9	55	15	
Journalism																						
Languages and Linguistics																						
Latin																						
Latin American Area Studies			4							1												1
Latin and Greek				4	6																	4
Law																						4
Library Science			5																			4
Linguistics				21	66		19		6	19									51			85
Management																						2
Management and Personnel																						69
Marketing				153	11				43	36												43
Marriage and Family Living																						230
Mathematics																						11
Mathematics Education	65	3	1	114	44	11	38		73	5									314	52	12	
Mechanical Engineering		4																				4
Medical Science	76	27	2																			76
Medical Technology			3																			27
	6			7																		13

*Professional Degree

FACT BOOK

STATE UNIVERSITY SYSTEM OF FLORIDA

Summary of Degrees Granted
By Level
1967-1968

Degree Program	UF			FSU			FAMU			USF			FAU			UWF			TOTAL			
	B	M	D	B	M	D	B	M	D	B	M	D	B	M	D	B	M	D	B	M	D	
Physiology																						
Plant Pathology	2	4	2																			
Political Science	115	15	6	87	22	5	23	2														
Pre-Medicine																						
Psychology, General	26	20	12	68	28	11	7															
Psychology, Educational		1																				
Psychology, Social	60																					
Public Administration																						
Radio and Television				9																		
Reading Education																						
Real Estate, Insurance	37	1		12																		
Recreation				19	4																	
Religion	3			5																		
Rehabilitation		34																				
Russian	1			1	1																	
Sacred Music	3			28	15	9																
Science Education																						
Sciences, General Program				26	5	1																
Secondary Education	110			2			36															
Secretarial Studies																						
Social Sciences, General				89	25																	
Social Studies																						
Social Studies Education																						
Social Work, Social Administration, Social Welfare				131	107	2																
Sociology	31	4	13	26	7	2	42															

FACT BOOK

STATE UNIVERSITY SYSTEM OF FLORIDA

Summary of Degrees Granted
By Level
1967-1968

Degree Program	UF			FSU			FAMU			USF			FAU			UWF			TOTAL		
	B	M	D	B	M	D	B	M	D	B	M	D	B	M	D	B	M	D	B	M	D
Soil Science	1	2	1																1	2	1
Spanish	16	5	1	24	9	1				15				3				1	59	14	2
Special Education and Rehabilitation				70	21														70	21	
Speech and Dramatic Arts	35	7	1	32	25	8			26					10				111	32	9	
Speech and Hearing							14		10										14	15	
Statistics	9	8			12	6													9	20	6
Theatre Arts: Technical, Performance									1										1		
Trade and Industrial Education				12	7														12	7	
Veterinary, Clinical, Medical Sciences																					
Zoology	55	4	3						56	4									111	4	3
TOTAL	3,089	924	571	3,089	920	213	529	216	7	1,455	198	1,104	651		56			9,322	2,909	791	

Source: Office of the Chancellor
Office of Educational Research

III. FACULTY AND STAFF

FACT BOOK

STATE UNIVERSITY SYSTEM OF FLORIDA

Summary of Employees By Category and Institution

1968-1969

	Educational and General		Contracts and Grants		Auxiliary		Total Employees		
	Faculty	Staff	Faculty	Staff	Staff	Faculty	Staff	Total	
University of Florida	1,178.3	1,498.6	318.0	479.4	1,041.0	1,496.3	3,019.0	4,515.3	
Florida State University	1,099.9	1,331.5	126.8	277.9	586.0	1,226.7	2,195.4	3,422.1	
Florida A. & M. University	284.0	423.0	60.0	37.0	195.0	344.0	655.0	999.0	
University of South Florida	607.3	780.5	33.1	68.4	290.0	640.4	1,138.9	1,779.3	
Florida Atlantic University	273.6	481.5	16.3	15.2	61.0	289.9	557.7	847.6	
University of West Florida	176.3	263.0	2.0	1.0	23.0	178.3	287.0	465.3	
Florida Technological University	97.0	208.0	2.0		34.0	99.0	242.0	341.0	
University of Florida - Health Center	208.3	1,399.0	*	*		208.3	1,399.0	1,607.3	
University of Florida - Institute of Food and Agricultural Sciences	482.0	1,235.9	23.5	76.4		505.5	1,312.3	1,817.8	
University of Florida - Engineering Industrial Experiment Station	171.4	272.3				171.4	272.3	443.7	
University of Florida - Graduate Engineering Education System	18.0	14.0				18.0	14.0	32.0	
University of South Florida - Medical School	2.0	3.0				2.0	3.0	5.0	
Office of the Board of Regents		115.5						115.5	
Total State University System	4,598.1	8,025.8	581.7	955.3	2,230.0	5,179.8	11,211.1	16,390.9	

*Included in University of Florida Total

Source: Office of the Chancellor

FACT BOOK

STATE UNIVERSITY SYSTEM OF FLORIDA

Educational and General
Recapitulation of FTE Faculty Positions
Derived from Formula
1965-1969

	<u>1964-65</u>	<u>1965-66</u>	<u>1966-67</u>	<u>1967-68</u>	<u>1968-69</u>
<u>University of Florida</u>					
FTE Classroom Teacher Positions					
Resident	690.9	713.1	767.8	831.4	979.7
Nonresident	N/A	9.8	18.1	17.0	23.0
FTE Research Positions	144.4	94.7	160.6	172.9	195.0
FTE Professional Service Positions	22.5	16.9	21.1	21.6	18.8
FTE Counselors	39.9	43.8	50.7	56.1	68.1
FTE Clinical Teachers					
FTE Academic Administrators	66.6	73.8	72.5	94.3	94.5
Total Academic Positions	964.3	952.1	1,090.8	1,193.3	1,379.1
Including Graduate Assistants					

	<u>1964-65</u>	<u>1965-66</u>	<u>1966-67</u>	<u>1967-68</u>	<u>1968-69</u>
<u>Florida State University</u>					
FTE Classroom Teacher Positions					
Resident	590.4	613.6	669.7	760.9	895.5
Nonresident	N/A	N/A	20.7	23.6	22.8
FTE Research Positions	89.1	101.8	125.2	134.1	202.2
FTE Professional Service Positions	8.2	15.6	18.9	26.4	18.4
FTE Counselors	42.1	57.0	50.9	62.8	65.9
FTE Clinical Teachers					
FTE Academic Administrators	96.4	79.0	70.8	79.9	89.1
Total Academic Positions	826.2	867.0	956.2	1,087.7	1,293.9
Including Graduate Assistants					

FACT BOOK

STATE UNIVERSITY SYSTEM OF FLORIDA

Educational and General
Recapitulation of FTE Faculty Positions
Derived from Formula
1965-1969

	<u>1964-65</u>	<u>1965-66</u>	<u>1966-67</u>	<u>1967-68</u>	<u>1968-69</u>
<u>Florida A. & M. University</u>					
FTE Classroom Teacher Positions					
Resident	144.7	142.5	173.9	170.8	170.8
Nonresident	N/A	N/A	N/A	2.3	5.0
FTE Research Positions	8.1	7.9	5.9	11.5	10.8
FTE Professional Service Positions	29.5	27.7	25.0	21.1	20.1
FTE Counselors	9.2	11.8	13.6	13.0	13.0
FTE Clinical Teachers					
FTE Academic Administrators	12.5	15.1	15.6	16.8	15.8
Total Academic Positions					
Including Graduate Assistants	204.0	205.0	234.0	235.5	235.5

	<u>1964-65</u>	<u>1965-66</u>	<u>1966-67</u>	<u>1967-68</u>	<u>1968-69</u>
<u>University of South Florida</u>					
FTE Classroom Teacher Positions					
Resident	246.0	281.1	328.1	424.5	502.8
Nonresident	N/A	N/A	20.0	25.0	26.8
FTE Research Positions	13.3	16.2	19.4	23.6	29.8
FTE Professional Service Positions	3.5	5.3	4.4	2.7	9.8
FTE Counselors	17.5	26.0	29.8	31.9	41.2
FTE Clinical Teachers					
FTE Academic Administrators	24.5	24.8	30.5	29.6	44.3
Total Academic Positions					
Including Graduate Assistants	304.8	353.4	432.2	537.3	654.7

FACT BOOK

STATE UNIVERSITY SYSTEM OF FLORIDA

Educational and General
Recapitulation of FTE Faculty Positions
Derived from Formula
1965-1969

	<u>1964-65</u>	<u>1965-66</u>	<u>1966-67</u>	<u>1967-68</u>	<u>1968-69</u>
<u>Florida Atlantic University</u>					
FTE Classroom Teacher Positions					
Resident	63.5	91.6	124.0	150.2	199.2
Nonresident	N/A	N/A	N/A	16.9	19.0
FTE Research Positions	14.9	14.0	14.8	19.0	14.5
FTE Professional Service Positions	0.8	0.8	1.2	0.3	4.4
FTE Counselors	10.9	8.3	9.8	8.1	16.8
FTE Clinical Teachers					
FTE Academic Administrators	13.9	14.5	13.1	14.0	19.5
Total Academic Positions	104.0	129.2	162.9	208.5	273.4
Including Graduate Assistants					

<u>University of West Florida</u>					
FTE Classroom Teacher Positions					
Resident					
Nonresident				80.0	143.0
FTE Research Positions				8.8	10.5
FTE Professional Service Positions				8.9	9.5
FTE Counselors				1.8	2.8
FTE Clinical Teachers				5.3	8.8
FTE Academic Administrators				8.1	12.6
Total Academic Positions				112.9	187.2
Including Graduate Assistants					

FACT BOOK

STATE UNIVERSITY SYSTEM OF FLORIDA

Educational and General
Recapitulation of FTE Faculty Positions
Derived from Formula
1965-1969

	<u>1964-65</u>	<u>1965-66</u>	<u>1966-67</u>	<u>1967-68</u>	<u>1968-69</u>
<u>Florida Technological University</u>					
FTE Classroom Teacher Positions					
Resident					71.1
Nonresident					7.0
FTE Research Positions					7.2
FTE Professional Service Positions					1.4
FTE Counselors					6.0
FTE Clinical Teachers					
FTE Academic Administrators					7.1
Total Academic Positions					
Including Graduate Assistants					99.8

	<u>1964-65</u>	<u>1965-66</u>	<u>1966-67</u>	<u>1967-68</u>	<u>1968-69</u>
<u>University of Florida -</u>					
<u>Institute of Food and Agricultural Sciences</u>					
FTE Classroom Teacher Positions					
Resident	50.8	61.1	61.5	63.0	61.0
Nonresident					
FTE Research Positions	295.5	299.0	302.8	303.2	301.3
FTE Professional Service Positions	75.8	89.4	92.4	91.1	91.1
FTE Counselors	5.5	4.6	4.1	3.3	3.2
FTE Clinical Teachers					
FTE Academic Administrators	7.6	12.8	17.0	10.0	11.3
Total Academic Positions					
Including Graduate Assistants	435.2	466.9	477.8	470.6	467.9

FACT BOOK

STATE UNIVERSITY SYSTEM OF FLORIDA

Educational and General
Recapitulation of FTE Faculty Positions
Derived From Formula
1965-1969

	<u>1964-65</u>	<u>1965-66</u>	<u>1966-67</u>	<u>1967-68</u>	<u>1968-69</u>
<u>University of Florida -</u> <u>Health Center</u>					
FTE Classroom Teacher Positions					
Resident					
67.9	59.6	59.1	56.6	90.8	
Nonresident					
20.8	18.8	24.0	29.7	22.7	
FTE Research Positions	7.4	6.1	5.1	7.9	8.3
FTE Professional Service Positions	9.8	5.7	5.4	5.3	7.8
FTE Counselors	59.8	61.8	69.9	69.5	64.7
FTE Clinical Teachers	17.4	18.3	25.7	22.9	25.6
FTE Academic Administrators					
Total Academic Positions	183.1	170.3	189.2	191.9	219.9
Including Graduate Assistants					

	<u>1964-65</u>	<u>1965-66</u>	<u>1966-67</u>	<u>1967-68</u>	<u>1968-69</u>
<u>University of Florida -</u> <u>Graduate Engineering Educational System</u>					
FTE Classroom Teacher Positions					
Resident					
6.8	13.0	13.0	12.2	13.3	
Nonresident	1.2	0.2	1.6	2.0	2.8
FTE Research Positions	0.6	1.7	0.2	0.2	0.6
FTE Professional Service Positions					
FTE Counselors					
FTE Clinical Teachers					
FTE Academic Administrators	4.1	2.5	2.1	3.0	2.5
Total Academic Positions	12.7	17.4	16.7	17.4	20.2
Including Graduate Assistants					

FACT BOOK

STATE UNIVERSITY SYSTEM OF FLORIDA

Educational and General
Recapitulation of FTE Faculty Positions
Derived from Formula
1965-1969

	<u>1964-65</u>	<u>1965-66</u>	<u>1966-67</u>	<u>1967-68</u>	<u>1968-69</u>
University of Florida - Engineering and Industrial Experiment Station					
FTE Classroom Teacher Positions					
Resident					
Nonresident					
FTE Research Positions	116.1	131.4	191.9	238.4	240.0
FTE Professional Service Positions					
FTE Counselors					
FTE Clinical Teachers					
FTE Academic Administrators					
Total Academic Positions					
Including Graduate Assistants	116.1	131.4	191.9	238.4	240.0

University of South Florida - Medical Center					
FTE Classroom Teacher Positions					
Resident					
Nonresident					
FTE Research Positions					
FTE Professional Service Positions					
FTE Counselors					
FTE Clinical Teachers					
FTE Academic Administrators					
Total Academic Positions					
Including Graduate Assistants					2.0

Source: Office of the Chancellor
 Planning and Evaluation

FACT BOOK

STATE UNIVERSITY SYSTEM OF FLORIDA

Student Credit Hours Per FTE Teacher
Productivity Ratios
1965-1969
(Fall Term)

	<u>Actual</u> <u>1964-65</u>	<u>Actual</u> <u>1965-66</u>	<u>Actual</u> <u>1966-67</u>	<u>Actual</u> <u>1967-68</u>	<u>Budgeted*</u> <u>1968-69</u>
<u>Lower Division</u>					
<u>(Freshman and Sophomore Levels)</u>					
University of Florida	377	382	360	364	400
Florida State University	344	350	344	369	400
Florida A. & M. University	388	472	296	381	350
University of South Florida	363	389	383	379	400
Florida Atlantic University					
University of West Florida					
Florida Technological University					
University of Florida -					384
Institute of Food and					
Agricultural Sciences	392	318	413	355	404
University of Florida -					
Health Center	256	240	428	509	350
<u>Upper Division</u>					
<u>(Junior and Senior Levels)</u>					
University of Florida	227	218	244	256	258
Florida State University	272	292	309	269	260
Florida A. & M. University	207	209	270	252	230
University of South Florida	251	275	314	295	275
Florida Atlantic University	151	284	332	349	325
University of West Florida				232	250
Florida Technological University					250
University of Florida -					
Institute of Food and					
Agricultural Sciences	133	152	196	141	180
University of Florida -					
Health Center	191	282	309	164	250

FACT BOOK

STATE UNIVERSITY SYSTEM OF FLORIDA

Student Credit Hours Per FTE Teacher
Productivity Ratios
 1965-1969
 (Fall Term)

	Actual <u>1964-65</u>	Actual <u>1965-66</u>	Actual <u>1966-67</u>	Actual <u>1967-68</u>	Budgeted* <u>1968-69</u>
<u>Graduate Division</u>					
University of Florida	186	223	221	248	226
Florida State University	109	143	149	163	148
Florida A. & M. University	124	146	125	185	125
University of South Florida	201	202	207	229	220
Florida Atlantic University	11	332	215	330	220
University of West Florida					
Florida Technological University					
University of Florida -					
Institute of Food and					
Agricultural Sciences	81	54	57	153	152
University of Florida -					
Health Center	114	89	97	238	305

*Productivity figures shown in the column "Budgeted 1968" are those indicated in the original operating budgets of the agencies for 1968-69 and do not reflect changes implied by actual enrollments greater than anticipated or by additional faculty authorized subsequent to the original budget approval.

Source: Office of the Chancellor
 Planning and Evaluation

FACT BOOK

STATE UNIVERSITY SYSTEM OF FLORIDA

Educational and General
Instruction and Research Faculty
Student-Teacher Ratio
1965-1969

	Actual	Actual	Actual	Actual	Budgeted
	<u>1964-65</u>	<u>1965-66</u>	<u>1966-67</u>	<u>1967-68</u>	<u>1968-69</u>
<u>Student-Teacher Ratio</u>					
University of Florida	14.0	14.6	14.0	14.3	13.2
Florida State University	13.0	13.8	13.7	13.3	12.1
Florida A. & M. University	14.1	15.6	13.7	15.2	16.4
University of South Florida	17.2	18.1	17.4	17.2	16.9
Florida Atlantic University	6.2	14.0	16.3	17.2	13.1
University of West Florida				11.0	11.8
Florida Technological University					12.7
University of Florida -					
Institute of Food and Agricultural Sciences: Colleges	6.6	6.4	7.3	9.2	9.7
Health Center	4.6	5.4	3.4	3.9	3.6

Source: Office of the Chancellor
Planning and Evaluation

FACT BOOK

STATE UNIVERSITY SYSTEM OF FLORIDA

Faculty Salaries - All Ranks Average
(Converted to standard 9-months' equivalent)*
1964-1969

	<u>1963-64</u>	<u>1964-65</u>	<u>1965-66</u>	<u>1966-67</u>	<u>1967-68</u>	<u>1968-69</u>
University of Florida	\$ 8,946	\$ 9,174	\$ 9,779	\$10,161	\$11,968	\$13,056
Florida State University	9,180	9,468	9,900	10,242	11,968	13,056
Florida A. & M. University	6,865	7,090	7,520	7,813	9,912	10,836
University of South Florida	8,101	8,464	8,717	8,879	10,585	12,012
Florida Atlantic University	10,950	9,088	9,226	9,083	10,585	12,012
University of West Florida				10,346	10,585	12,012
Florida Technological University				14,600		12,012
University of Florida Institute of Food & Agricultural Sciences			8,989	9,256	10,890	13,311
University of Florida Health Center	8,961	9,229	9,743	10,158	11,968	13,056
University of Florida Genesey's			12,894	13,006	14,364	15,885
University of Florida Engineering and Industrial Experiment Station	8,402	8,632	9,224	9,656	11,370	12,086

*12-month positions have been reduced to the 9-month equivalency by uses of a factor .8182

Source: Office of the Chancellor
Planning and Evaluation

IV. PHYSICAL FACILITIES

FACT BOOK

STATE UNIVERSITY SYSTEM OF FLORIDA

Value of Physical Plant by University*
June 30, 1968

	UF	FSU	FAMU	USF	FAU	UMF	FTU	TOTAL
Land	\$ 3,345,272	\$ 986,065	\$ 149,850	\$ 797,036	\$ 3,327,825	\$ 3,787,877	\$1,607,925	\$ 14,001,850
Buildings	107,140,128	61,355,944	20,072,027	29,683,604	13,269,155	6,441,958		237,962,816
Buildings in Process	3,764,939	6,054,713	4,421,523	6,208,887	2,359,876	2,939,645	7,122,139	32,871,722
Improvements	13,347,892	4,287,019	949,263	5,093,580	2,290,827	787,045	7,942	26,763,568
Books	9,267,715	5,996,479	741,476	2,332,714	1,068,172	839,122	533,138	20,778,816
Livestock	822,480		27,200					849,680
Machinery and Equipment	37,122,089	19,522,929	2,920,366	6,852,411	3,162,379	908,851	148,014	70,637,039
Total	\$174,810,515	\$98,203,149	\$29,281,705	\$50,968,232	\$25,478,234	\$15,704,498	\$9,419,158	\$403,865,491

*Method of Valuation - Cost or Estimated Cost at Time of Acquisition.

Source: Office of the Chancellor
Planning and Evaluation

FACT BOOK

STATE UNIVERSITY SYSTEM OF FLORIDA

Building Square Footage by Type of Space
June 30, 1968

	UF	FSU	FAMU	USF	FAU	UMF	FTU	TOTAL
General Purpose Classroom	208,940	178,660	73,934	164,330	72,502	27,647	51,242	777,255
Teaching Laboratories	204,091	236,451	136,283	120,480	73,884	44,522	62,016	877,727
Teaching Gymnasiums	48,336	93,247		57,216		32,530	6,000	237,329
Library and Study Facilities	225,599	201,878	46,779	84,884	45,889	52,181	53,782	710,992
Learning Resource Space	11,297	13,689		23,076	9,636	6,109		63,807
Research Laboratories	346,174	302,891	4,059	61,199	20,424	12,387	15,000	762,134
Offices	507,743	376,133	52,935	235,803	118,956	63,473	72,353	1,427,396
Physical Plant Service Area	162,431	26,112	101,561	46,472	28,454	11,262	20,220	396,512
Student Services	248,483	182,498	60,031	75,076	99,851	29,555	99,060	794,554
Total	1,963,094	1,611,559	475,582	868,536	469,596	279,666	379,673	6,047,706

Source: Office of the Chancellor
Planning and Evaluation

FACT BOOK

STATE UNIVERSITY SYSTEM OF FLORIDA

Space Utilization Data
1968-1969
 (Fall Quarter)

	UF	FSU	FAMU	USF	FAU	UMF	FTU	TOTAL
General Purpose Classroom Average Room Periods/Week	29.04	29.40	17.40	30.40	28.80	39.00	26.09	28.55
General Purpose Classroom Student Station Periods Occupied/Week	15.87	17.60	11.00	19.40	18.40	29.00	19.31	18.65
Teaching Laboratory Average Room Periods/Week	14.90	15.20	7.30	20.60	10.80	16.50	6.50	13.11
Teaching Laboratory Student Station Periods Occupied/Week	8.51	13.50	4.90	14.00	10.00	15.70	6.07	10.38
Average Class Size*	25.32	28.27	23.27	27.97	31.17	31.36	29.74	28.16

*The average class size presented is for regularly scheduled classes and does not include independent study, supervised research, thesis, or dissertation work.

Source: Office of the Chancellor
 Planning and Evaluation

FACT BOOK

STATE UNIVERSITY SYSTEM OF FLORIDA

Student Housing Capacity
June 30, 1968

	UF	FSU	FAMU	USF	FAU	UMF	FTU	TOTAL
Single Spaces	6,252	4,625	1,730	2,720	1,038	476	432	17,273
Number of Buildings	23	71*	13	12	7	15	4	145
Married Spaces	4,625	806	109					5,540
Number of Buildings	77*	99*	21*					197
Total Spaces	7,208	5,431	1,839	2,720	1,038	476	432	19,144
Total Number of Buildings	100	170	34	12	7	15	4	342

*Includes Temporary Buildings

Source: Office of the Chancellor
Planning and Evaluation

FACT BOOK

STATE UNIVERSITY SYSTEM OF FLORIDA

Library Collection
As of June 30, 1968

	<u>Number of Volumes</u>	<u>Number of Periodicals Received</u>	<u>Number of Reels of Microfilm</u>
University of Florida	1,273,515	9,972	45,514
Florida State University	897,958	5,151	39,000
Florida A. & M. University	158,259	1,939	4,347
University of South Florida	192,805	2,868	3,766
Florida Atlantic University	171,576	2,353	3,629
University of West Florida	162,000	1,500	20,000
Florida Technological University	52,134	1,173	1,011

Source: Higher Education General Information Survey

1 2 3 4 5 6 7 8 9 10 11 12 13 14 15 16 17 18 19 20 21 22 23 24 25 26 27 28 29 30 31 32 33 34 35 36 37 38 39 40 41 42 43 44 45 46 47 48 49 50 51 52 53 54 55 56 57 58 59 60 61 62 63 64 65 66 67 68 69 70 71 72 73 74 75 76 77 78 79 80 81 82 83 84 85 86 87 88 89 90 91 92 93 94 95 96 97 98 99 100

V. FINANCE

FACT BOOK

STATE UNIVERSITY SYSTEM OF FLORIDA

Summary of Educational and General and Special Unit Disbursements

By University and Unit
1964-1969

	A C T U A L D I S B U R S E M E N T S							Budget 1968-69*
	1963-64	1964-65	1965-66	1966-67	1967-68*			
<u>University of Florida</u>								
General Revenue	\$14,945,093	\$15,569,735	\$15,559,548	\$16,719,391	\$18,546,793	\$27,421,704		
Trust	3,501,800	3,955,914	4,717,461	7,532,749	9,592,604	7,970,029		
Total	\$18,446,893	\$19,525,649	\$20,277,009	\$24,252,140	\$28,139,397	\$35,391,733		
<u>Florida State University</u>								
General Revenue	\$10,981,191	\$12,296,923	\$13,359,453	\$15,968,595	\$19,191,771	\$25,787,741		
Trust	3,194,421	3,660,914	4,703,632	5,227,762	6,009,297	10,346,945		
Total	\$14,175,612	\$15,957,837	\$18,063,085	\$21,196,357	\$25,201,068	\$36,134,686		
<u>Florida A. & M. University</u>								
General Revenue	\$3,442,279	\$3,687,569	\$3,872,158	\$3,929,297	\$4,603,680	\$5,877,448		
Trust	402,032	509,632	674,570	895,421	1,290,045	1,288,206		
Total	\$3,844,311	\$4,197,201	\$4,546,728	\$4,824,718	\$5,893,725	\$7,165,654		
<u>University of South Florida</u>								
General Revenue	\$4,535,902	\$5,523,950	\$6,317,486	\$7,724,628	\$9,332,761	\$13,740,619		
Trust	785,323	819,646	2,003,355	2,416,093	3,399,075	3,974,612		
Total	\$5,321,225	\$6,343,596	\$8,320,841	\$10,140,721	\$12,731,836	\$17,715,231		
<u>Florida Atlantic University</u>								
General Revenue	\$1,468,577	\$4,614,147	\$3,622,370	\$4,111,230	\$4,634,097	\$7,450,529		
Trust	458	167,014	533,447	871,509	1,602,581	1,970,941		
Total	\$1,469,035	\$4,781,161	\$4,155,817	\$4,982,739	\$6,236,678	\$9,421,470		

FACT BOOK

STATE UNIVERSITY SYSTEM OF FLORIDA

Summary of Educational and General and Special Unit Disbursements

By University and Unit

1964-1969

	ACTUAL DISBURSEMENTS					Budget 1968-69*
	1963-64	1964-65	1965-66	1966-67	1967-68*	
<u>University of West Florida</u>						
General Revenue		\$ 153,440	\$ 489,683	\$ 1,531,222	\$ 3,006,198	\$ 4,608,547
Trust			2,622	46,566	328,765	886,297
Total		\$ 153,440	\$ 492,305	\$ 1,577,788	\$ 3,334,963	\$ 5,494,844
<u>Florida Technological University</u>						
General Revenue			\$ 61,228	\$ 627,941	\$ 1,255,957	\$ 3,902,284
Trust					4,218	582,201
Total			\$ 61,228	\$ 627,941	\$ 1,260,175	\$ 4,484,485
<u>University of Florida - Health Center**</u>						
General Revenue	\$ 5,600,214	\$ 5,706,214	\$ 5,508,371	\$ 5,691,159	\$ 7,422,260	\$ 8,714,485
Trust	3,540,718	3,982,041	4,862,855	6,283,276	6,801,452	7,375,471
Total	\$ 9,140,932	\$ 9,688,255	\$ 10,371,226	\$ 11,974,435	\$ 14,223,712	\$ 16,089,956
<u>University of Florida - Institute of Food and Agricultural Sciences</u>						
General Revenue	\$ 7,715,217	\$ 8,031,148	\$ 9,703,838	\$ 10,037,350	\$ 11,326,969	\$ 15,585,737
Trust	2,229,702	2,328,389	2,392,780	2,715,429	2,633,308	2,955,764
Total	\$ 9,944,919	\$ 10,359,537	\$ 12,096,618	\$ 12,752,779	\$ 13,960,277	\$ 18,541,501
<u>University of Florida - Engineering and Industrial Experiment Station</u>						
General Revenue	\$ 475,618	\$ 500,772	\$ 499,999	\$ 500,000	\$ 500,000	\$ 500,000
Trust	1,686,663	1,903,986	2,261,634	2,433,605	2,655,405	3,200,000
Total	\$ 2,162,281	\$ 2,404,758	\$ 2,761,633	\$ 2,933,605	\$ 3,155,405	\$ 3,700,000

FACT BOOK

STATE UNIVERSITY SYSTEM OF FLORIDA

Summary of Educational and General and Special Unit Disbursements

By University and Unit
1964-1969

	A C T U A L D I S B U R S E M E N T S					Budget 1968-69*
	1963-64	1964-65	1965-66	1966-67	1967-68*	
University of Florida - Graduate Engineering Education System						
General Revenue						
Trust						
Total	\$ 12,243	\$ 374,392	\$ 442,348	\$ 455,225	\$ 602,403	\$ 630,459
		49,256	146,229	144,829	100,028	150,555
	\$ 12,243	\$ 423,648	\$ 588,577	\$ 600,054	\$ 702,431	\$ 781,014
University of South Florida - Medical School						
General Revenue						
Trust						
Total						
						\$ 171,342
						\$ 171,342

Office of the Board of Regents**

General Revenue	\$ 3,164,486	\$ 3,209,018	\$ 2,724,756	\$ 2,453,214	\$ 2,666,162	\$ 4,095,919
Trust	2,751,060	3,941,156	2,191,887	2,502,581	1,583,849	2,796,527
Total	\$ 5,915,546	\$ 7,150,174	\$ 4,916,643	\$ 4,955,795	\$ 4,250,011	\$ 6,892,446
Total State University System						
General Revenue	\$52,340,820	\$59,667,308	\$62,161,238	\$ 69,749,252	\$ 83,089,051	\$118,486,814
Trust	18,092,177	21,317,948	24,490,472	31,069,820	36,000,627	43,497,548
Total	\$70,432,997	\$80,985,256	\$86,651,710	\$100,819,072	\$119,089,678	\$161,984,362

*1967-68, 1968-69, Includes Retirement and Social Security Matching

**Includes Florida Institute of Continuing University Studies for 1963-64, 1964-65

Source: Annual Report of the State Comptroller and 1968-1969 Operating Budget

FACT BOOK

STATE UNIVERSITY SYSTEM OF FLORIDA

Summary of Sponsored Programs Disbursements
 (Contracts and Grants)
By University and Unit
1964-1968

	<u>1963-64</u>	<u>1964-65</u>	<u>1965-66</u>	<u>1966-67</u>	<u>1967-68</u>
University of Florida - Including Health Center	\$ 8,844,058	\$12,160,135	\$11,107,318	\$14,849,012	\$15,026,088
Florida State University	4,036,730	6,533,321	7,084,456	8,418,437	11,418,043
Florida A. & M. University	103,305	277,354	683,172	625,924	908,065
University of South Florida	171,796	259,386	868,069	2,163,563	2,527,506
Florida Atlantic University	5,892	100,626	180,794	304,036	1,520,492
University of West Florida				6,376	83,018
Florida Technological University					1,750
University of Florida Institute of Food and Agricultural Sciences	716,799	1,025,843	1,191,779	1,512,495	1,868,993
Total State University System	<u>\$13,878,580</u>	<u>\$20,356,665</u>	<u>\$21,115,588</u>	<u>\$27,879,843</u>	<u>\$33,353,955</u>

Source: Annual Report of the State Comptroller

FACT BOOK

STATE UNIVERSITY SYSTEM OF FLORIDA

Summary of Operating Disbursements
(Educational and General and Sponsored Programs)

By University
1964-1968

	1963-64	1964-65	1965-66	1966-67	1967-68
<u>University of Florida - All Units</u>					
General Revenue	\$ 28,748,385	\$ 30,182,261	\$ 31,714,104	\$ 33,403,125	\$ 38,398,425
Trust	20,519,740	25,405,564	26,680,056	35,471,395	38,677,878
Total	\$ 49,268,125	\$ 55,587,825	\$ 58,394,160	\$ 68,874,520	\$ 77,076,303
<u>Florida State University</u>					
General Revenue	\$ 10,981,191	\$ 12,296,923	\$ 13,359,453	\$ 15,968,595	\$ 19,191,771
Trust	7,231,151	10,194,235	11,788,088	13,646,199	17,427,340
Total	\$ 18,212,342	\$ 22,491,158	\$ 25,147,541	\$ 29,614,794	\$ 36,619,111
<u>Florida A. & M. University</u>					
General Revenue	\$ 3,442,279	\$ 3,687,569	\$ 3,872,158	\$ 3,929,297	\$ 4,603,680
Trust	505,337	786,986	1,357,742	1,521,345	2,198,110
Total	\$ 3,947,616	\$ 4,474,555	\$ 5,229,900	\$ 5,450,642	\$ 6,801,790
<u>University of South Florida</u>					
General Revenue	\$ 4,535,902	\$ 5,523,950	\$ 6,317,486	\$ 7,724,628	\$ 9,332,761
Trust	957,119	1,079,032	2,871,424	4,579,656	5,926,581
Total	\$ 5,493,021	\$ 6,602,982	\$ 9,188,910	\$ 12,304,284	\$ 15,259,342
<u>Florida Atlantic University</u>					
General Revenue	\$ 1,468,577	\$ 4,614,147	\$ 3,622,370	\$ 4,111,230	\$ 4,634,097
Trust	6,350	267,640	714,241	1,175,545	3,123,073
Total	\$ 1,474,927	\$ 4,881,787	\$ 4,336,611	\$ 5,286,775	\$ 7,757,170

FACT BOOK

STATE UNIVERSITY SYSTEM OF FLORIDA

Summary of Operating Disbursements
(Educational and General and Sponsored Programs)

By University
1964-1968

	1963-64	1964-65	1965-66	1966-67	1967-68
<u>University of West Florida</u>					
General Revenue	\$ 153,440	\$ 489,683	\$ 1,531,222	\$ 3,006,198	
Trust		2,622	52,942	411,783	
Total	\$ 153,440	\$ 492,305	\$ 1,584,164	\$ 3,417,981	
<u>Florida Technological University</u>					
General Revenue		\$ 61,228	\$ 627,941	\$ 1,255,957	
Trust				5,968	
Total		\$ 61,228	\$ 627,941	\$ 1,261,925	
<u>Office of the Board of Regents</u>					
General Revenue	\$ 3,164,486	\$ 3,209,018	\$ 2,724,756	\$ 2,453,214	\$ 2,666,162
Trust	2,751,060	3,941,156	2,191,887	2,502,581	1,583,849
Total	\$ 5,915,546	\$ 7,150,174	\$ 4,916,643	\$ 4,955,795	\$ 4,250,011
<u>Total State University System</u>					
General Revenue	\$ 52,340,820	\$ 59,667,308	\$ 62,161,238	\$ 69,749,252	\$ 83,089,051
Trust	31,970,757	41,674,613	45,606,060	58,949,663	69,354,582
Total	\$ 84,311,577	\$ 101,341,921	\$ 107,767,298	\$ 128,698,915	\$ 152,443,633

FACT BOOK

STATE UNIVERSITY SYSTEM OF FLORIDA

Summary of Auxiliary Disbursements
By University
1964-1968

	A C T U A L E X P E N D I T U R E S					Budget 1968-69
	1963-64	1964-65	1965-66	1966-67	1967-68*	
University of Florida	\$ 7,038,399	\$ 7,606,079	\$ 8,237,910	\$ 7,739,892	\$ 8,349,842	\$11,994,644
Florida State University	3,633,427	4,236,058	5,162,474	5,086,679	6,736,440	8,866,077
Florida A. & M. University	1,575,194	1,644,592	1,250,476	1,225,262	1,691,818	1,961,548
University of South Florida	996,269	1,155,750	2,084,228	2,544,895	3,286,730	3,885,362
Florida Atlantic University	138	241,922	510,999	723,471	880,747	1,505,069
University of West Florida				31,063	660,048	806,688
Florida Technological University					3,442	816,316
Total State University System	<u>\$ 13,243,427</u>	<u>\$14,884,401</u>	<u>\$17,246,087</u>	<u>\$17,351,262</u>	<u>\$21,609,067</u>	<u>\$29,835,704</u>

*1967-68, 1968-69 Includes Retirement and Social Security Matching

Source: Annual Report of The State Comptroller

FACT BOOK

STATE UNIVERSITY SYSTEM OF FLORIDA

Student Financial Aid By Institution And Type Of Aid
1967-1968

Type of Aid and Source	Board of Regents	UF	FSU	FAMU	USF	FAU	UWF	FTU*	Total
Scholarships									
General Revenue	\$2,213,547	\$ 101,784	\$ 136,699	\$ 59,022	\$ 76,600	\$ 1,648	\$ 11,896		\$ 2,213,547
Race Trace		192,141	154,751	51,467	198,250		50,442		\$ 387,649
Economic Opportunity Grants	3,150	922,348	443,677	14,702	93,000	28,292	22,646		647,051
Other Trust Funds									1,527,815
Total Scholarships	\$2,216,697	\$1,216,273	\$ 735,127	\$125,191	\$ 367,850	\$ 29,940	\$ 84,984		\$ 4,776,062
Fellowships									
General Revenue		\$ 85,610	\$ 205,769	\$ 12,067					\$ 303,446
National Defense Education Act		269,149	442,409						711,558
Other Trust Funds		844,118	1,923,260						2,767,378
Total Fellowships		\$1,198,877	\$2,571,438	\$ 12,067					\$ 3,782,382
Loans									
National Defense Education Act		\$1,009,222	\$ 695,129	\$110,690	\$ 550,455	\$166,894	\$ 81,012		\$ 2,613,402
Health Professions Act		121,460	6,000	18,000					145,460
U. S. Cuban Loan Fund		381,779	17,670		59,000	44,862	27,986		503,311
Other Trust Funds		496,632	313,629	71,341	47,387	149			957,124
Total Loans		\$2,009,093	\$1,032,428	\$200,031	\$ 656,842	\$211,905	\$108,998		\$ 4,219,297
Student Employment									
General Revenue and Trust		\$3,094,804	\$2,944,128	\$ 66,307	\$ 218,013	\$ 81,013	\$ 69,282		\$ 6,473,764
Economic Opportunity Act-Work Study		231,462	314,863	126,589	434,654	64,516	8,412		1,180,496
Total Student Employment		\$3,326,266	\$3,258,991	\$192,896	\$ 652,884	\$145,529	\$ 77,694		\$ 7,654,260
Grand Total Student Aid	\$2,216,697	\$7,750,509	\$7,597,984	\$530,185	\$1,677,576	\$387,374	\$271,676		\$20,432,001

*Did not begin classes until 1968-69

Source: Office of the Chancellor
Office of Student Affairs

FACT BOOK

STATE UNIVERSITY SYSTEM OF FLORIDA

Median Annual Cost of Tuition, Room and Board, and Total Basic Costs,
Four-Year Institutions, Public (Resident Students) and Private,
1967-1968

State	Tuition		Room and Board		Total Basic Costs	
	Public	Private	Public	Private	Public	Private
United States	\$302	\$1,297	\$770	\$ 886	\$1,072	\$2,183
SREB States	296	820	680	725	976	1,545
Alabama	298	750	568	763	866	1,513
Arkansas	207	687	598	629	805	1,316
FLORIDA	375	965	870	900	1,245	1,865
Georgia	315	858	654	693	969	1,551
Kentucky	240	800	703	710	943	1,510
Louisiana	170	800	640	725	810	1,525
Maryland	293	1,350	680	1,000	973	2,350
Mississippi	296	700	544	600	840	1,300
North Carolina	312	820	612	690	924	1,510
Oklahoma	306	750	625	650	931	1,400
South Carolina	455	835	775	733	1,230	1,568
Tennessee	221	825	700	750	921	1,575
Texas	171	722	700	726	871	1,448
Virginia	455	1,012	693	715	1,148	1,727
West Virginia	224	1,125	698	875	922	2,000

Source: Fact Book on Higher Education in the South, 1968

FACT BOOK

STATE UNIVERSITY SYSTEM OF FLORIDA

Shands Teaching Hospital and Clinics

Patient Care Data

1964-1969

	<u>1963-64</u>	<u>1964-65</u>	<u>1965-66</u>	<u>1966-67</u>	<u>1967-68</u>	<u>1968-69</u>
Bed Capacity (End of Fiscal Period)	360	381	381	381	381	381
Average Beds Available (Fiscal Year)	341	377	381	381	381	381
Average Number of Patients Per Day	256	264	287	307	307	306
Percent of Occupancy	74.9	70.0	75.3	80.6	80.6	80.3
Total Number of Days of Patient Care	93,579	96,490	104,579	112,215	112,215	111,690
Total Number of Outpatient Clinic Visits	58,370	65,969	71,440	76,143	76,143	76,986
Total Number of Emergency Service Visits	9,176	10,941	13,001	13,864	N/A	N/A
Average Cost Per Inpatient Day	\$47.13	\$49.21	\$47.07	\$50.28	\$64.19	\$65.31
Total Number of Budgeted FTE Employees, Teaching Hospital & Clinics	946.46	952.19	977.45	1,001.45	1,171.18	1,272.23
a. Total Budgeted FTE Hospital Employees	815.46	800.96	822.45	842.45	998.18	1,083.23
b. Total Budgeted FTE Clinic Employees	131.00	151.23	155.00	159.00	173.00	189.00
Ratio of Budgeted FTE Hospital & Clinics Employees to Average Number of Patients Per Day	3.70	3.61	3.41	3.26	3.74	3.63
Ratio of Total Hospital Employees to Average Number of Patients Per Day	3.18	3.03	2.87	2.74	3.19	3.09
Ratio of Total Hospital Employees Per Average Number of Beds Available House Staff	2.39 104	2.12 126	2.16 130	2.21 178	2.56 175	2.62 192

Source: Office of the Chancellor
Planning and Evaluation

VI. MISCELLANEOUS

FACT BOOK

STATE UNIVERSITY SYSTEM OF FLORIDA

Florida Participation in Southern Regional Programs
1967-1968

Since 1948 the State of Florida has contracted with the Southern Regional Education Board for the education of a restricted number of qualified Florida students to attend out-of-state professional schools. Under this program, Florida students have attended professional schools in Medicine, Dentistry, Veterinary Science, Teacher Training for children with visual and hearing difficulties and Actuarial Science.

		Students Assisted Under SREB Aid Plan	Total Amount Spent Under SREB
<u>Dentistry</u>	<u>\$1,500</u>		
Medical College of Virginia		58	
University of Louisville		19	
University of Maryland		46	
Emory University		112	
Loyola University		12	
Meharry		3	
<u>Veterinary Medicine</u>	<u>\$1,500</u>		
Auburn University		79	
Tuskegee Institute		1*	
<u>Medicine</u>	<u>\$2,250</u>		
Meharry		12	
<u>Special Education</u>	\$283 per quarter		
Peabody College		2	566
<u>Actuarial Science</u>			
		NONE	
<u>Central Office (General Support to SREB)</u>			
			<u>25,000</u>
			<u>\$548,316</u>

*Paid Tuskegee for 1 1/2 students as per contract

Source: Office of Administration

FACT BOOK

STATE UNIVERSITY SYSTEM OF FLORIDA

Significant Developments in Public Higher Education in Florida

- 1851 Legislature authorized two seminaries of learning.
- 1853 East Florida Seminary opened in Ocala.
- 1857 West Florida Seminary opened in Tallahassee.
- 1870 Legislature authorized an Agricultural and Mechanical College.
- 1884 Florida Agricultural College opened in Lake City.
- 1886 Constitution of 1885 ratified, creating two normal schools, one at Tallahassee, the other at DeFuniak Springs.
- 1887 State Normal School for Colored Students, later to become Florida Agricultural and Mechanical College, opened in Tallahassee.
- 1905 Legislature passed the Buckman Act, reducing public higher institutions to three, and creating the Board of Control.
- 1906 Florida Agricultural College moved from Lake City to Gainesville and renamed The University of Florida.
- 1909 State Normal School for Colored Students renamed Florida A. & M. College for Negroes.
- 1927 Legislature created an Educational Survey Commission.
- 1929 Report of Educational Survey Commission to Legislature.
- 1947 Report of Florida Citizens Commission.
- 1947 Florida State College for Women renamed Florida State University and made coeducational.
- 1947 University of Florida made coeducational.

FACT BOOK

STATE UNIVERSITY SYSTEM OF FLORIDA

Significant Developments in Public Higher Education in Florida

- 1949 Medical School authorized at University of Florida.
- 1953 Legislature changed the status of Florida A. & M. College to Florida A. & M. University.
- 1954 Council for the Study of Higher Education in Florida created by the Board of Control.
- 1954 Preliminary report of the Council for the Study of Higher Education in Florida.
- 1955 Legislature authorized three new state universities.
- 1956 Final Report of the Council for the Study of Higher Education in Florida.
- 1957 Division of Community Junior Colleges established in the State Department of Education.
- 1960 The University of South Florida, authorized in 1955, opened at Tampa.
- 1965 The Board of Control recreated as the Board of Regents.
- 1963 Legislature authorized a new State University for Central Florida.
- 1963 Legislature authorized Graduate Engineering Education System (GENESYS).
- 1964 Florida Atlantic University, authorized in 1955, opened at Boca Raton.
- 1965 A Chancellorship for the State University System authorized by the Legislature and approved by constitutional amendment the same year.
- 1965 Legislature authorized a new state degree-granting institution for Dade County and one for Duval County.

FACT BOOK

STATE UNIVERSITY SYSTEM OF FLORIDA

Significant Developments in Public Higher Education in Florida

- 1965 Legislature authorized School of Veterinary Medicine at the University of Florida.
- 1967 The University of West Florida, authorized in 1955, opened at Pensacola.
- 1968 Florida Technological University, authorized in 1963, opened at Orlando.
- 1968 Planning Report for the Dade Institution by the Board of Regents.

Source: Office of the Chancellor
Office of Educational Research

FACT BOOK

STATE UNIVERSITY SYSTEM OF FLORIDA

Florida Higher Education Planning Studies*

1. Educational Survey Commission and Survey Staff Report to the Legislature State of Florida, 1929.
2. Education and the Future of Florida, A Report of the Comprehensive Study of Education in Florida, Florida Citizens Committee on Education, March, 1947.
3. Initial Report of the Council for the Study of Higher Education in Florida, J. E. Ivey, Jr., Chairman, January, 1955.
4. Volume I: Recommendations and General Staff Report, Volume II: Florida's Economy-Past Trends and Prospects for 1970; Council for the Study of Higher Education in Florida; 1956.
5. A Report of Consultants to the Council for the Study of Higher Education in Florida, A. J. Brumbaugh, July 18, 1956.
6. A Study of Prospective Enrollments in Florida Institutions of Higher Learning, H. A. Curtis, R. P. Kropp, H. W. Stoker, G. E. Tully, Florida Board of Control, 1958.
7. Tentative Plan for a State University at Boca Raton, Florida, J. E. Ivey, Jr., Revised November 1, 1959.
8. Report of the Planning Commission for a New University at Boca Raton, A. J. Brumbaugh, Director, June, 1961.
9. Providing for Education Beyond High School in the Pensacola Area, J. G. Fowlkes, 1962.
10. Projection to 1975 of Total Undergraduate Enrollment for the State of Florida, C. M. Grigg and W. A. Stacey, Institute for Social Research, Florida State University, January 9, 1963.

FACT BOOK

STATE UNIVERSITY SYSTEM OF FLORIDA

Florida Higher Education Planning Studies*

11. Space-Age Demands on State Supported Higher Education in Florida, Florida Space Era Education Study, R. W. McDonald, Director, April, 1963.
12. Work Conference on Planning for Public Degree-Granting Education in Florida, Florida Board of Control, October 23, 1963.
13. Planning Conference--The New State University to be Established in Orlando, J. B. Culpepper, Chairman, September, 1965.
14. The Planning and Development of the University of West Florida, A Report to the Board of Regents of Florida by the University of West Florida, November 22, 1965.
15. Academic Planning for the New State University East Central Florida, Publication No. 103, Florida Board of Regents, 1966.
16. Report of the Governor's Conference on Education, Governor's Conference on Education, W. C. MacInnes, Chairman, February, 1966.
17. Summary of a Master Plan for Public Post-High School Education in Florida 1965-1975, Florida Board of Regents, June 15, 1966.
18. A Public Degree-Granting Institution of Higher Education for Dade County: A Feasibility Study (Part I), Florida Board of Regents, December, 1966.
19. A Public Degree-Granting Institution of Higher Education for Duval County: A Feasibility Study (Part I), Florida Board of Regents, February, 1967.
20. Survey of Needs for Services from the State Universities by Florida County School Systems in Developing Educational Programs for Disadvantaged Children, S. H. Moorer, Florida Board of Regents, June 30, 1967.
21. Antecedents to Master Planning for Higher Education in Florida, J. B. Culpepper and G. E. Tully, Florida Board of Regents Staff Study Report No. 101, October, 1967.

FACT BOOK

STATE UNIVERSITY SYSTEM OF FLORIDA

Florida Higher Education Planning Studies*

22. Governor's Commission for Quality Education in Florida, Report to Governor Claude Kirk, Jr., December 22, 1967.
23. Ten Year Master Plan for TV, Radio and Educational Technology in the State University System of Florida, R. E. Wood, Florida Board of Regents, June, 1968.
24. Florida State Plan for Title I, Florida State Department of Education, August, 1968.
25. Proposal for Management Information System for the State University System of the State of Florida, Florida Board of Regents, September 23, 1968.
26. Planning for a New State Institution of Higher Learning in Dade County, Florida, Florida Board of Regents, October, 1968.
27. Criteria for Adding New Academic Programs and Procedures for Preparing Proposals for New Graduate Programs, Florida Board of Regents. (In preparation)
28. Planning for a New State Institution of Higher Education in Jacksonville, Florida, Florida Board of Regents. (In preparation)
29. Enrollment Projections for the State University System: 1969-1980, Florida Board of Regents. (In preparation)
30. Comprehensive Development Plan for Higher Education in Florida, Florida Board of Regents. (In preparation)

*A copy of a particular study may be obtained by writing to the Director of Educational Research, State University System of Florida, Office of the Chancellor, Collins Building, Tallahassee, Florida.

Source: Office of the Chancellor
Office of Educational Research

... ..

VII. GLOSSARY

FACT BOOK

STATE UNIVERSITY SYSTEM OF FLORIDA

Glossary

Enrollment - Full Time Equivalent (FTE)

Enrollment computed by dividing a constant student credit hour load into the total student credit hours produced. (15 hours for undergraduate and 12 hours for graduate)

Enrollment - Head Count

Total number of students enrolled regardless of the number of credit hours.

Educational and General

The educational functions of a university and those general activities which directly serve those functions. Included would be instructional departments and colleges, state-supported research activities, university administration, library, operation and maintenance of physical plant and organized activities related to instruction. Not included would be auxiliaries, contracts and grants, debt service, scholarships and loans, etc.

FTE

Full time equivalent.

General Revenue Funds

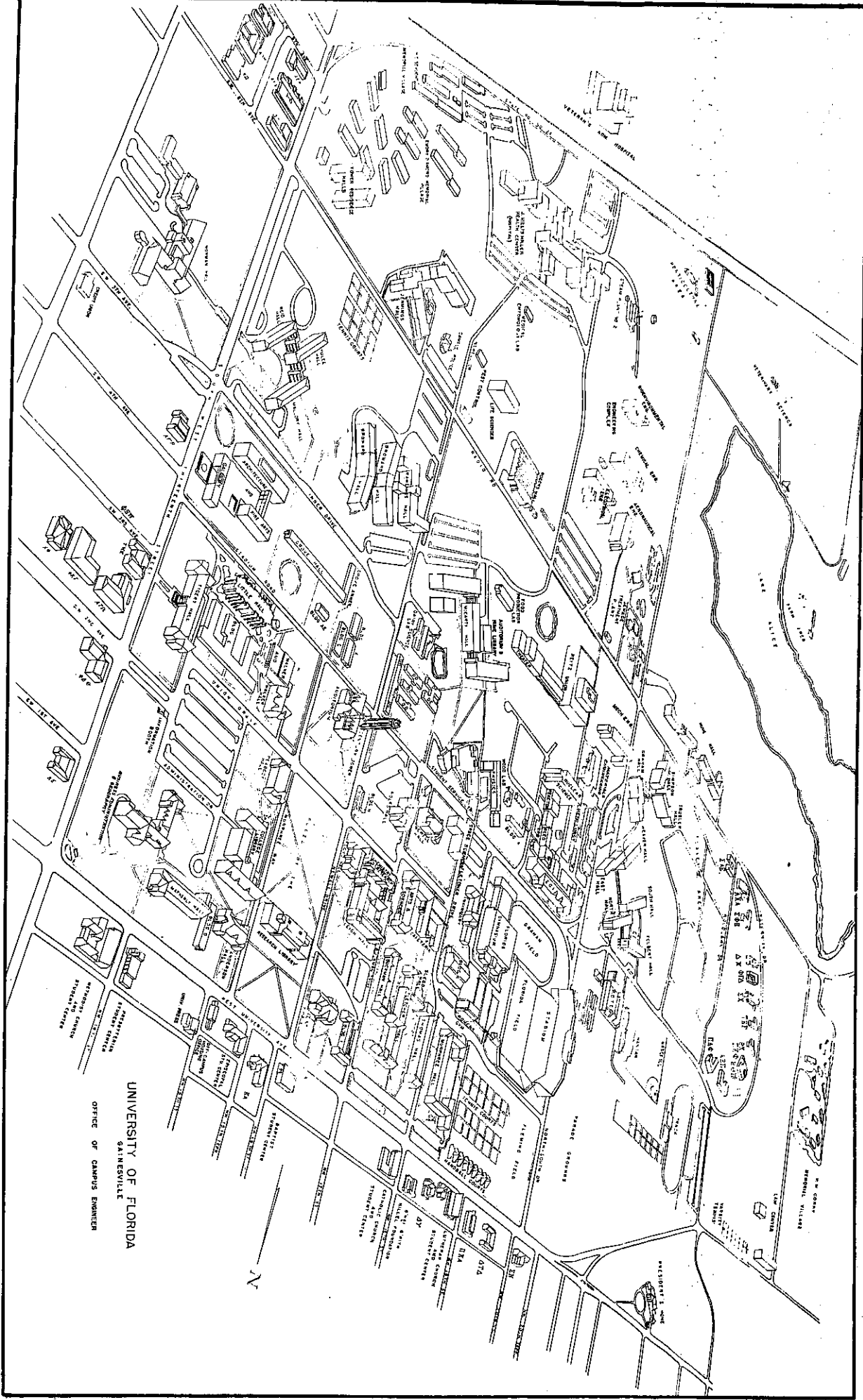
Those funds provided from the tax revenues of the state which are appropriated by the Legislature.

Trust Funds

Those funds, other than General Revenue, used to support the operation of the University. They might include student fees, miscellaneous sales, contract and grant indirect cost allowance, etc. For summary purposes, contracts and grants are also considered to be trust funds.

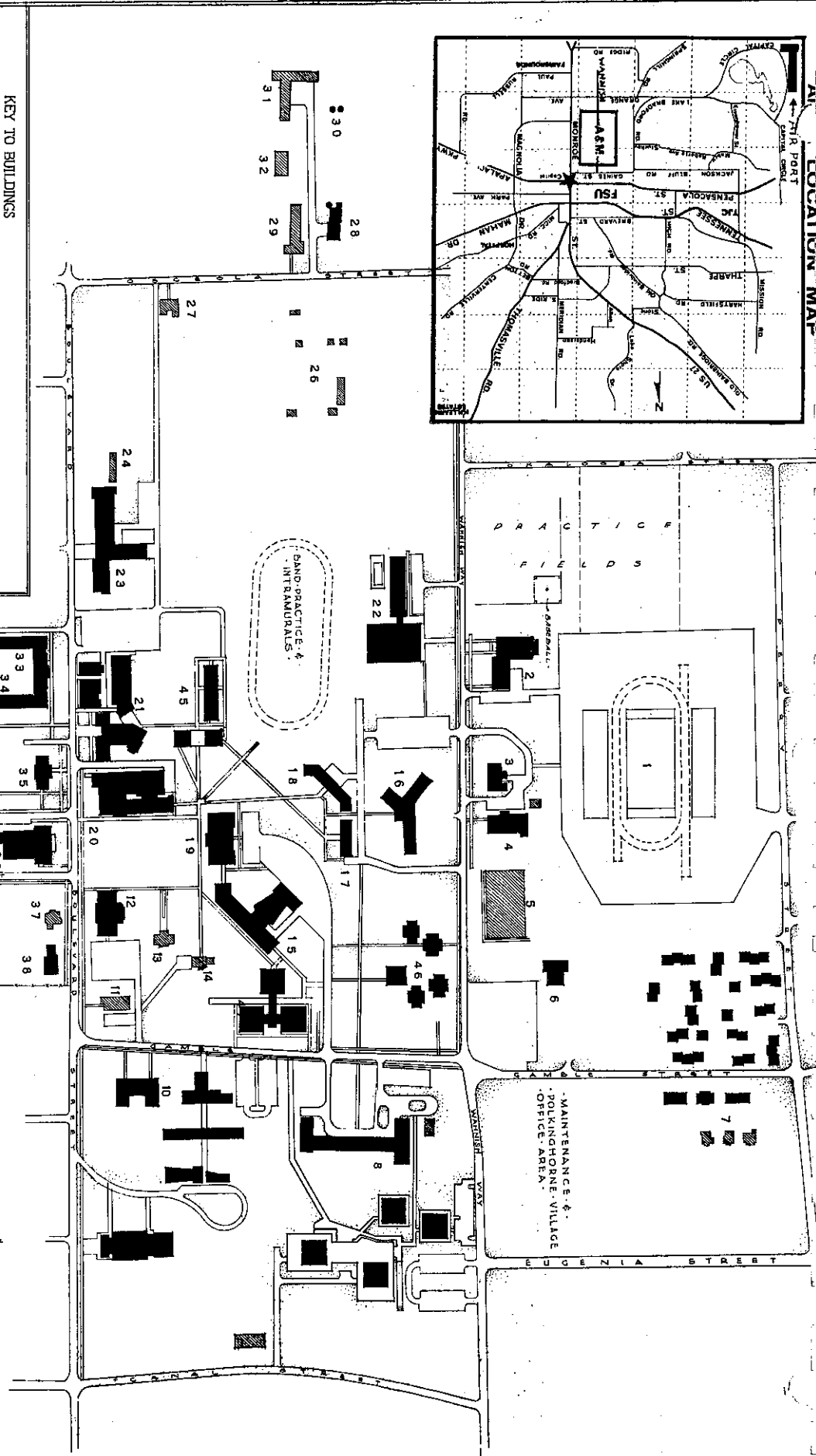
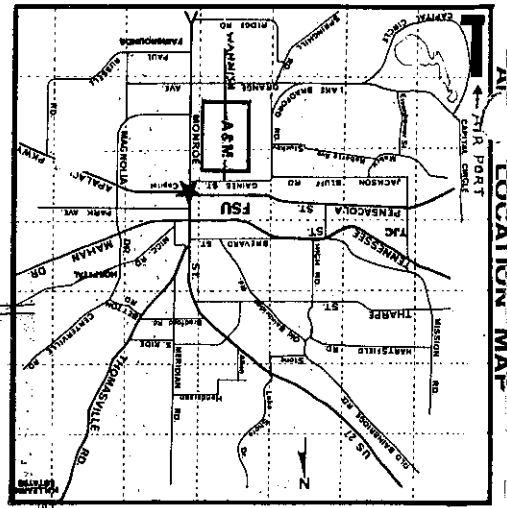
1 2 3 4 5 6 7 8 9 10 11 12 13 14 15 16 17 18 19 20 21 22 23 24 25 26 27 28 29 30 31 32 33 34 35 36 37 38 39 40 41 42 43 44 45 46 47 48 49 50 51 52 53 54 55 56 57 58 59 60 61 62 63 64 65 66 67 68 69 70 71 72 73 74 75 76 77 78 79 80 81 82 83 84 85 86 87 88 89 90 91 92 93 94 95 96 97 98 99 100

VIII. CAMPUS MAPS



UNIVERSITY OF FLORIDA
GAINESVILLE
OFFICE OF CAMPUS ENGINEER


LOCATION MAP



KEY TO BUILDINGS

- 1. Braag Stadium
- 2. Howard Hall (ROTC)
- 3. Heating Plant
- 4. Laundry
- 5. Old Gymnasium
- 6. N. B. Young Nursery School
- 7. Faculty Housing
- (a) Student Housing
- 8. School of Technology Complex
- 9. Quonset Storage Hut
- 10. Demonstration School
- 11. Paige Management House
- 12. Jones Hall (Science-Pharmacy)
- 13. Carnegie Art Center
- 14. President's Residence
- 15. Tucker Hall
- 16. Gibbs Hall (Boys)
- 17. N. B. Young Hall (Boys)
- 18. Sampson Hall (Boys)
- 19. Coleman Library
- 20. University Commons
- 21. Student Union Complex
- 22. Jake Gathers Gymnasium
- 23. Perry-Paige Bldg. (Aq+Home Ec)
- 24. Green House
- 25.
- 26. Poultry Area
- 27. Duplex Residence
- 28. Dairy Barn
- 29. Old Dairy Barn
- 30. Silos
- 31. Farm Shop
- 32. Cow Shed
- 33. McGinn Hall (Girls)
- 34. Diamond Hall (Girls)
- 35. Jackson Davis Hall
- 36. Lee Hall (Administration)
- 37. Gibbs' Cottage
- 38. Honors House (Girls)
- 39. Purchasing Dept.
- 40. Old Band Hall
- 41. Truth Hall (Girls)
- 42. Cropper Hall (Girls)
- 43. Wheatley Hall (Girls)
- 44. A&M Hospital
- 45. Music & Fine Arts
- 46. Coed Dorm Complex
- 47. Education & Psychology


LEGEND
 PERMANENT
 TEMPORARY



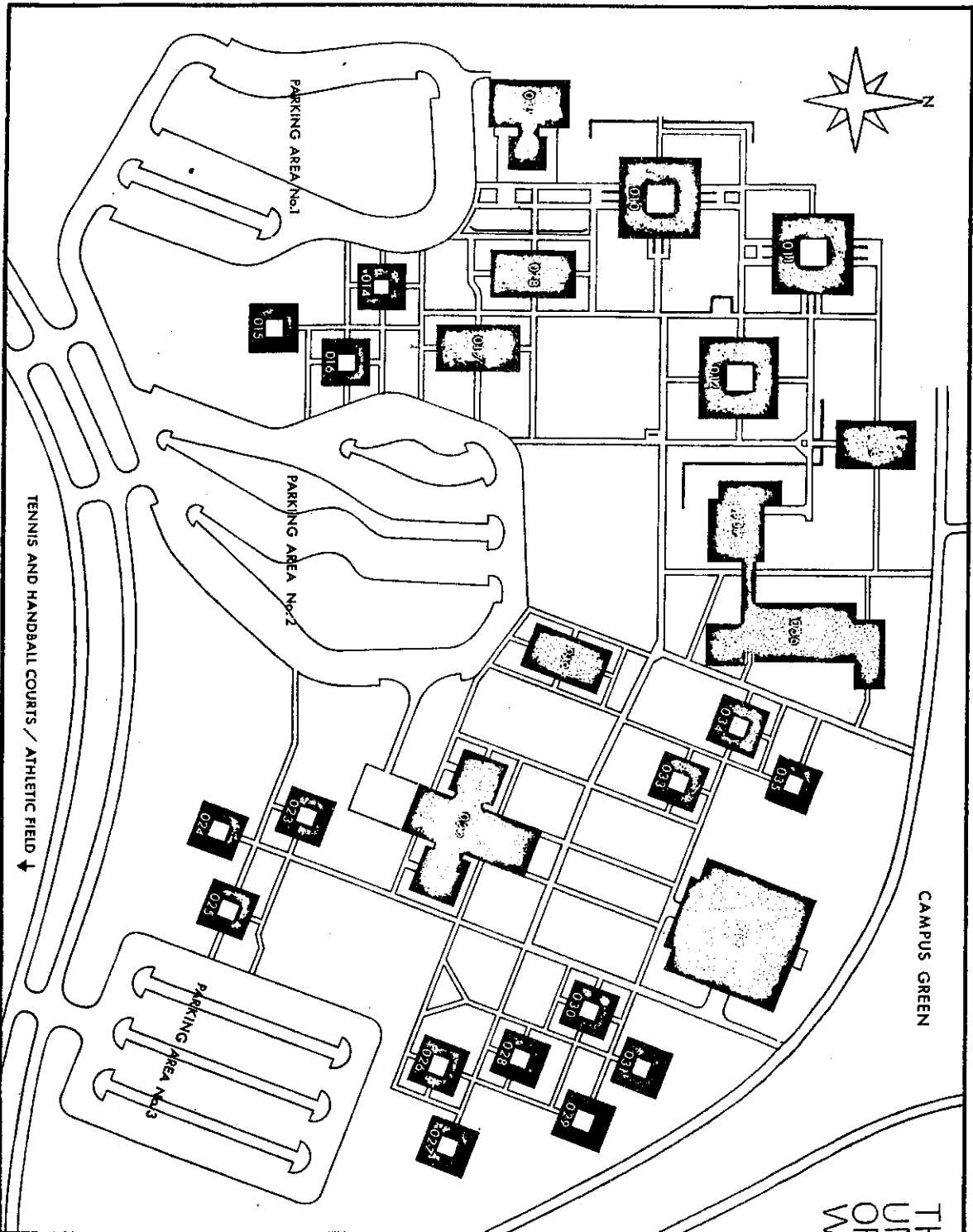
FLORIDA A & M UNIVERSITY
 CAMPUS PLAN

DAWSON BY F. L. GARR

CAMPUS MAP OF FLORIDA ATLANTIC UNIVERSITY - BOCA RATON, FLORIDA



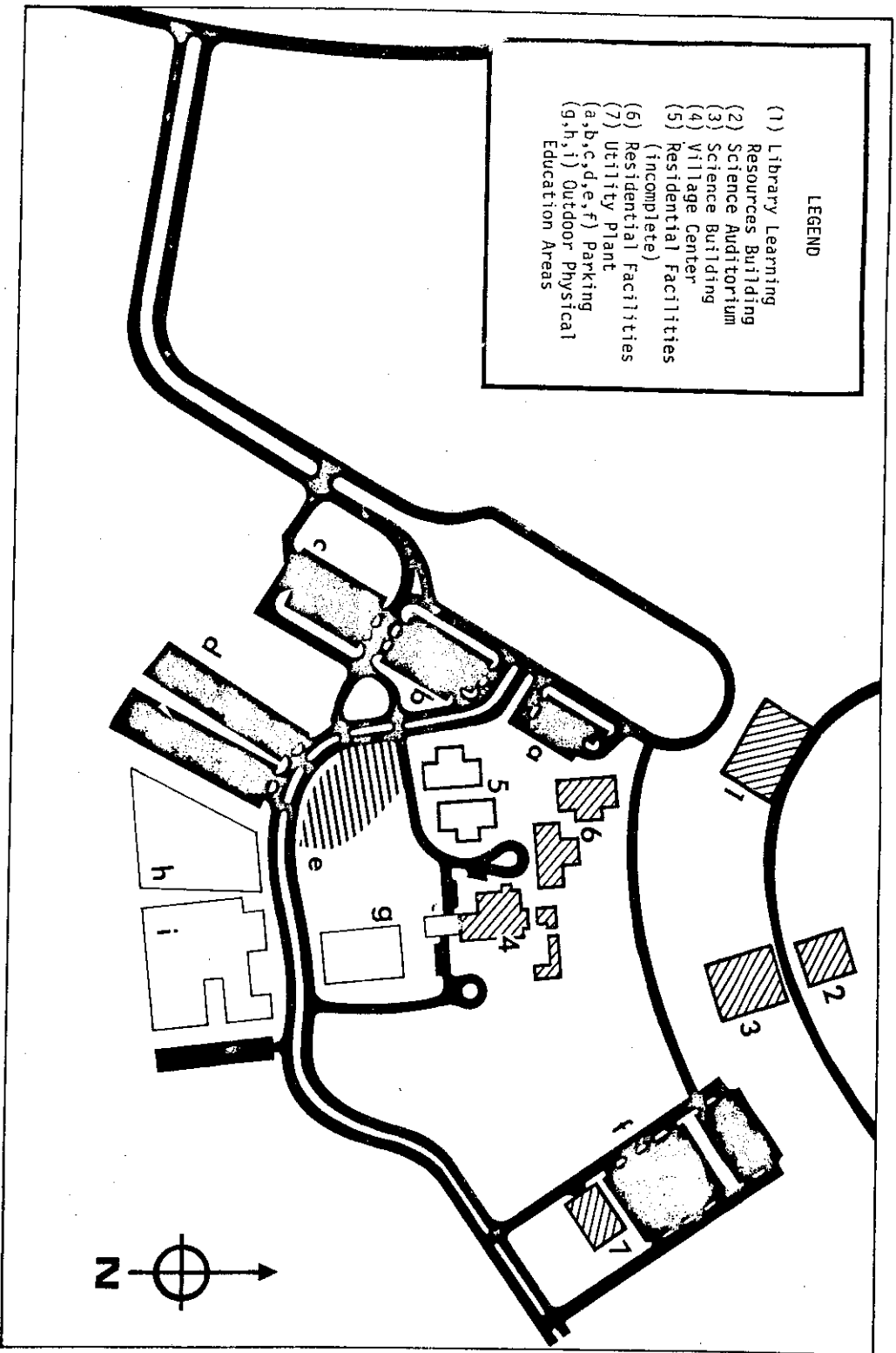
- 1 Stanton D. Sarason Science Building
- 2 General Classroom Building
- 3 Library Building
- 4 TV Production Building
- 5 Utility Complex
- 6 Dormitory Building
- 7 Dormitory Building
- 8 University Student Center
- 9 Humanities Building - Theatre Administration Building
- 11 Recreation Building
- 12 Biological Science Building
- 13 Dormitory Building
- 14 Dormitory Building
- 15 Dormitory Building
- 16 Dormitory Building
- 17 Dormitory Building
- 18 Dormitory Building
- 19 Dormitory Building
- 20 Dormitory Building
- 21 Dormitory Building
- 22 Education Offices
- 23 General Classroom Building
- 24 Business & Public Administration Offices
- 25 Alexander A. Henderson University School
- 26 College of Education Offices
- 1-1 Ocean Engineering Workshop
- 1-2 General Facilities
- 1-3 Faculty Offices & Social Science Labs
- 1-4 Faculty Offices & Art Education Labs
- 1-5 Art Dept. Workshop



THE
UNIVERSITY
OF
WEST FLORIDA

- 010 011 012
ADMINISTRATION
Faculty Offices and Classrooms
- 017 ALPHA COLLEGE
Faculty Offices and Classrooms
- 018 GAMMA COLLEGE
Faculty Offices and Classrooms
- 038 OMEGA COLLEGE
Faculty Offices and Classrooms
- 019 ADMINISTRATION
Faculty Offices and Classrooms
- 013 SCIENCE
- 037 AUDIO/VISUAL
- 036 HUMANITIES
- 032 LIBRARY
- 022 COLLEGE COMMONS
- RESIDENCE HALLS
- 014 015 016 033 034 035
- 026 027 028 029 030 031
- 023 024 025

- LEGEND
- (1) Library Learning Resources Building
 - (2) Science Auditorium
 - (3) Science Building
 - (4) Village Center
 - (5) Residential Facilities (incomplete)
 - (6) Residential Facilities
 - (7) Utility Plant
 - (a,b,c,d,e,f) Parking
 - (g,h,i) Outdoor Physical Education Areas



FLORIDA TECHNOLOGICAL UNIVERSITY

