

ANALYSIS OF NO_x EMISSIONS AND SPECIFIC FUEL CONSUMPTION OF A DIESEL ENGINE OPERATING WITH DIESEL/BIODIESEL BLENDS

C. V. Teixeira^a,
A. B. Caldeira^b,
and M. J. Colaço^c

^aCentro Tecnológico do Exército
23020-470, Rio de Janeiro, RJ, Brasil
vidalteixeira@bol.com.br

^bInstituto Militar de Engenharia
Seção de Engenharia Mecânica e de Materiais
22290-270, Rio de Janeiro, RJ, Brasil
aldelio@ime.eb.br

^cUniversidade Federal do Rio de Janeiro
Departamento de Engenharia Mecânica
21941-972, Rio de Janeiro, RJ, Brasil
colaco@poli.ufrj.br

Received: November 29, 2012

Revised: December 29, 2012

Accepted: January 29, 2013

ABSTRACT

This study aims to examine experimentally the NO_x emissions and the performance of a motor AGRALE M90, single cylinder, operating with diesel and biodiesel blends. The engine was linked to an electric generator, which provided 1500 W, 3000 W and 4500 W to an electrical system. The engine was tested with fuel blends containing different amounts of commercial diesel (B4) with palm biodiesel (B100). NO_x emissions, as well as the specific fuel consumption of diesel, biodiesel and their mixtures were measured and analyzed. In this study, emissions of NO_x have been prioritized over other pollutants by environmental issues and techniques. Air pollution by NO_x causes serious respiratory problems. Furthermore, emissions of NO_x enable a qualitative assessment of the combustion process. The results show that the commercial diesel has better performance in terms of energy efficiency and NO_x emissions.

Keywords: diesel, biodiesel, engine, emission

INTRODUCTION

Nowadays, biofuels are replacing fossil fuels in many engineering systems as engines, gas turbines and furnaces. This tendency takes account environmental, social and economical benefits. The main aspect associated to the biofuels is the fact that these ones are renewable fuels. In this context, the biodiesel and diesel/biodiesel blends became alternatives to diesel fuel. However, pure biodiesels can not be used in diesel engines, due to technical problems. To overcome these limitations, diesel/biodiesel blends have been employed in diesel engines. Studies show that diesel engines are only able to work, without modification, using diesel/biodiesel blends containing up to 20% biodiesel. Above this percentage there are technical problems that require more elaborate ratings on performance, the specific fuel consumption and engine emissions. Nevertheless, air pollution is an important environmental drawback in the adoption of the biodiesel instead of diesel. Some studies have shown that NO_x emissions are greater using biodiesel than diesel in internal combustion engines. The other hand, the chemical element sulfur is not present in the biodiesel molecule. Then, the biodiesel does not contribute to the acid rain.

The fuel combustion process inside engines is responsible for most of the atmospheric pollution in the Brazilian big cities. These sources of pollution produce mainly hydrocarbon (HC), carbon monoxide (CO), carbon dioxide (CO₂) and nitrogen oxides (NO_x). However, NO_x is extremely dangerous to the human healthy and to the environment. Moreover, NO_x is relevant in the Ozone (O₃) production, which is a high toxicity substance. A lot of respiratory, dermatologic and ophthalmologic diseases are caused by the NO_x pollution.

The NO_x production in an internal combustion engine is linked with complex mechanisms. "The formation of NO_x in engines, are greatly influenced by the following factors. First of all, the combustion flame temperature; secondly, the duration of high temperature, and thirdly, the oxygen content in the flames. Among these factors, flame temperature is the key factor. The higher of combustion temperature of flame in the engine is, the higher NO_x emission will be" (Wang et al., 2007).

There are two main strategies to reduce the NO_x emissions: the first is to process the exhaust gas using catalysts to react with the NO_x, the second is to prevent NO_x formation in the cylinder of the engine. The first strategy is expensive and it consists in the introduction of a catalyst in the exhaust line. The second strategy is to prevent the NO_x formation

modifying the chamber conditions and the air-fuel mixture. One of the strategies to reduce NO_x formation is the use of the Exhaust Gas Recirculation. "Exhaust gas recirculation (EGR) is effective to reduce NO_x from diesel engines because it lowers the flame temperature and the oxygen concentration in the combustion chamber. However, EGR results in higher particulate matter (PM) emissions" (Agarwal et al., 2006).

There are other important aspects that should be taken in account in relation to biodiesel. The biodiesel is easy to make, consequently it is possible to be produced in small plants, using different vegetable oils. These characteristics are especially interesting to the Brazilian economy, reducing the diesel importation and creating jobs in Brazil. The biodiesel production has a potential of the employ large quantities of manpower in the agriculture and in small industries. In this context, the biodiesel can contribute to mitigate the problems of the people migration from the field to the cities. Considering the logistical and infrastructure problems of the Amazon region, the biodiesel can be used to develop this region. Remote communities in the Amazon region can produce the biodiesel and use this fuel in small biodiesel power plants to furnish electricity to the community.

Almeida et al. (2003) have used the diesel engine MWM - 229, 70 kW fueled with palm oil and fresh diesel to verify the concentration of exhaust gas emissions and the specific fuel consumption. The results showed that the palm oil specific consumption was approximately 10% higher than the diesel specific consumption. It was a consequence of the lower heat value of the palm oil in relation to the diesel heat value. Moreover, the emissions of diesel had lower concentration of the CO. However, emissions of CO₂ and O₂ were independent of the fuel, but it increased when power engine had been improved. Furthermore, NO_x emissions were also increased with power engine, since in such conditions the temperature of the combustion chamber was improved.

Kalam and Masjuki (2002) studied the 4-cylinder Isuzu 4FB1, using three different fuels: 100% diesel (B0), 20% palm biodiesel (B20) and B20X, where X is the percentage of the additive 4-Nonyl phenoxy acetic acid (NPAA) in the B20 fuel. Higher power was obtained using B20X. This result can be attributed to the influence of the additive. Regarding the specific fuel consumption, the behavior of B20 and B20X were similar to the B0 until 2250 rpm, after this angular velocity, the B20 fuel consumption increases. The consumption of B20X remains similar to the B0 until 3500 rpm, but it was increased for greater values of angular velocity. Emissions of NO_x, CO and HC are lower in fuel B20X, followed by B20, and finally the B0.

Kanok-On and Chinde (2004) studied diesel/biodiesel blends fuels in a single cylinder Yanmar

diesel engine - LM 85 TF. Diesel and biodiesel blends (B10, B50, B90 and B100) from palm oil and fresh coconut oil. After several experiments, they found that the power was reduced when the engine was fueled with biodiesel. Therefore, the specific fuel consumption was reduced when the percentage of diesel in the blend has been decreased.

Rakopoulos et al. (2006) conducted an experimental study to evaluate the performance and emission of gases from an engine fueled with different fuels: B10 and B20 blends of biodiesel from cotton, soybean, sunflower, rapeseed and palm. The tests were performed using a single cylinder diesel engine, working at an angular speed of 2000 rpm and subjected to medium and high loads. The results show that NO_x emissions were reduced by using vegetable oil and biodiesel blends instead of diesel. CO emissions have shown the same behavior in relation to B10 and B20 blends of biodiesel, but exactly the opposite by using B10 and B20 blends of vegetable oils. HC emissions were shown independent of the fuel. Furthermore, the specific fuel consumption of B10 and B20 vegetable oils blends were greater than B10 and B20 biodiesel blends.

Agarwal et al. (2006) have investigated the NO_x emissions of diesel and biodiesel blends fuels from a two cylinders engine. The main objective of this work is to verify the reduction of NO_x emission by use of the Exhaust Gas Recirculation (EGR). "EGR involves replacement of oxygen and nitrogen of fresh air entering in the combustion chamber with the carbon dioxide and water vapor from the engine exhaust. The recirculation of part of exhaust gases into the engine intake air increases the specific heat capacity of the mixture and reduces the oxygen concentration of the intake mixture. These two factors combined lead to significant reduction in NO_x emissions" (Agarwal et al., 2006). The results show that the EGR reduces NO_x emissions using diesel and biodiesel fuels.

Kalam and Masjuki (2008) examined the performance and emissions of the gases in a 4-cylinder Isuzu 4FB1. They employed a dynamometer and a gas analyzer Bosch ETT 008.36. The study used three different fuels: diesel oil; 50 ppm + 7.5% additive biodiesel from palm oil + 92.5% diesel oil and 50 ppm + 15% additive biodiesel from palm oil + 85% diesel oil. The results show that increasing the concentration of palm biodiesel, the engine performance is improved. This was due to the additive IRGANOR NPA that influenced the transformation of thermal energy into mechanical energy by increasing efficiency during the combustion process. Furthermore, it was observed that an increasing the palm biodiesel concentration, the emissions of NO_x, CO and HC are reduced.

Dutra et al. (2009) have analyzed the emissions and the performance of the palm oil biodiesel and diesel blends. The experiments were conduct in a

M95 Agrale engine linked to a dynamometer of induction model 66DG. The dynamometer was set to keep constant the load and the speed. The results show that the NO_x emissions increases with the load and with the amount of biodiesel in the blend for 50% of the maximum load. However, for 75% of the maximum load the differences between the tested fuels were not relevant. Furthermore, the specific fuel consumption increased with the amount of biodiesel in the fuel mixture.

The present work is devoted to NO_x emissions and performance analysis of an engine operating with diesel and biodiesel blends. The engine was linked to an electric generator, which provided 1500 W, 3000 W and 4500 W to an electrical system. In such configuration, the electrical load determines the engine load. Such experimental apparatus is cheaper than the ones where the engine load is controlled by a dynamometer.

METHODOLOGY

The proposed experiment consists of an M90 AGRALE engine linked to a KOHLBACK electric generator that provides power to an electrical system with nine lamps. The lamps were grouped into three separate arrays, each one with three 500 W lamps. The schematic organization of the experimental system is shown in Fig. 1.

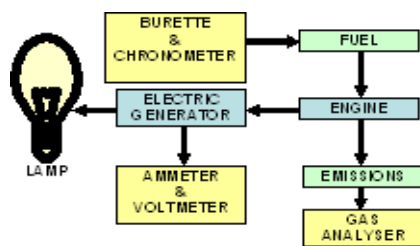


Figure 1. Experimental system.

The experimental equipments: engine, electrical generator and gas analyzer are, respectively, presented in Tabs. 1, 2 and 3. Besides the performance evaluation, this experimental setup reveals the engine behavior in relation to NO_x emissions.

Table 1. Engine data sheet.

ENGINE	AGRALE M90
Power CV / kW / rpm	12 / 8.8 / 2400
Max. Torque daNm / rpm	3.9 / 2350
Cylinder	1
Compression ratio	20:1
Injection System	Direct Injection

Table 2. Generator data sheet.

GENERATOR	KOHLBACK
Power kVA	7.5
Voltage	220/117 V
Frequency	60 Hz

Eleven fuel types were studied in this work: commercial diesel (B4); palm oil biodiesel (B100), obtained by the esterification process; and blends (B10, B20, B30, B40, B50, B60, B70, B80 and B90) of these fuels. Moreover, the engine operated at 1800 rpm during all of the experiments.

Table 3. Gas analyser MODAL 2010-AO.

Type	Resolution	Accuracy	Scale
HC	1 ppm	12 ppm or 5% of the maximum value	0 - 2000 ppm
CO ₂	0.01%	0.06% CO or 5% of the maximum value	0 - 20%
CO	0.1%	0.5% CO ₂ or 5% of the maximum value	0 - 15%
O ₂	0.01%	0.1% O ₂ or 5% of the maximum value	0 - 25%
NO _x	1 ppm	32 ppm NO _x in range from 0 to 1000 ppm	0 - 5000 ppm
		60 ppm NO _x in range from 1001 to 2000 ppm	
		120 ppm NO _x in range from 2001 to 5000 ppm	

The measuring instruments used to perform the tests were: opacimeter NA-9000 analyzer and gas MODAL 2010-AO. Furthermore, to control the generator, it was used a system composed of: ammeter Hartmann & Braun scaled from 5 to 20A and with a sensitivity of 0.5A, Hartmann & Braun voltmeter with a scale from 100 to 250V and a sensitivity of 5V. The partial or full activation of lamps allowed the variation of the load applied to the engine.

Therefore, the experimental apparatus is a low cost experiment that, in some applications, can replace a dynamometer. Furthermore, the proposed setup represents a real application of biodiesel in

small electric power generation. These systems have become relevant, mainly in the Amazon region, because of the difficulties in supplying the most remote communities.

The experiment could be run with three different electrical power loads provided by three, six or nine lamps turned on. In other words, the experiments can be executed for 1500 W, 3000 W and 4500 W of electrical power, which is furnished by the electric generator. Since the electric generator is linked to the engine, the mechanical power provided by the engine is controlled by the electrical load. Noteworthy, the measurements were conducted after engine stabilization.

RESULTS

Figure 2 illustrates the engine NO_x emissions. It can be noticed by improving the engine electrical load, NO_x emissions are also improved. It is a consequence of the high temperature level achieved inside the engine cylinder during the combustion process. The NO_x formation in the combustion engine is proportional to the flame temperature and, by increasing the load, the temperature inside the cylinder is also increased. In addition, considering the accuracy of the experiments, NO_x emissions were independent of the tested diesel/ biodiesel blends. However, the results in Fig. 2 show a tendency of the NO_x emissions to increase with the amount of the palm oil in the blended fuel, when the 4500 W of electrical load is considered.

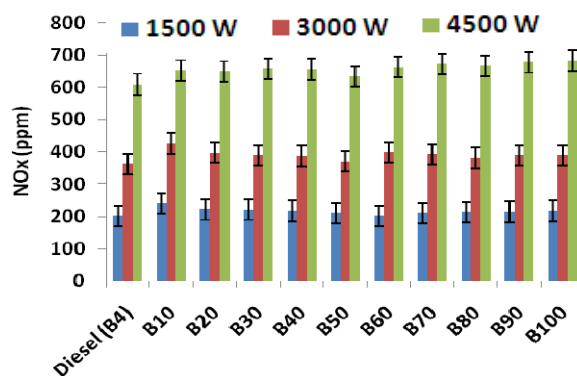


Figure 2. NO_x emissions.

During each test, the time required to drain the fuel from a 100-ml burette, in the fuel supply line of the engine, was measured to evaluate the volumetric consumption of fuel (VCF). The VCF multiplied by the density furnishes the fuel mass flux. The densities of various fuel types used in this study are shown in Table 4. The uncertainty of these measurements is $\pm 0.005 \text{ g/cm}^3$.

In Table 5, it is possible to observe that the cetane number increases with the quantity of biodiesel in the fuel mixture. The cetane number is inversely proportional to the ignition delay and the ignition delay influences the NO_x emissions. When the

ignition delay is increased, the temperature and pressure inside the engine chamber of combustion increases and consequently more NO_x is formed. Thus, the expected result is that reducing the cetane number, the NO_x formation will be improved. Nevertheless, the results in Fig. 2 show a different behavior. The biodiesel of palm oil (B80) produces more NO_x than the commercial diesel (B4) for high engine loads and the same tendency was found in the Agarwal et al. (2006) results. Moreover, Basshuysen and Schaefer (2004) explain that the biodiesel has greater viscosity than diesel, creating problems during the fuel injection and atomization. Such problems entail poor combustion, causing more NO_x formation. Consequently, the cetane number is not a good parameter to analyze the NO_x formation in comparative studies of different fuels as diesel and biodiesel.

Table 4. Fuel density at 26°C.

FUEL	$\rho(\text{g/cm}^3)$
B4	0.832
B10	0.834
B20	0.835
B30	0.835
B40	0.836
B50	0.841
B60	0.847
B70	0.849
B80	0.853
B90	0.855
B100	0.856

The nitrogen present in the biodiesel molecules does not contribute to the NO_x formation, but the nitrogen present in air does. The Table 5 shows the quantity of nitrogen present in the diesel/biodiesel blends.

The specific fuel consumption (SFC) is an important parameter to verify the system efficiency. This parameter is defined dividing the fuel mass flux by the power of the engine. To compute the SFC, some measurements should be done. The voltage (V) and the amperage (i) of the electric generator were measured to evaluate the electric power (P) of the generator. Besides, the present work considers that 81% of the engine power is furnished to the electric generator.

The results in Fig. 3 show the SFC for the tested fuels. In this figure, it is observed that increasing the amount of the palm oil on the blended fuel, the SFC also increases. It could be explained taken in account the heating values of the fuels presented in Tab. 5. The high heating value (HHV) and the lower heating value (LHV) of the commercial diesel (CD) are greater than the ones of the palm oil biodiesel blends. So, it is necessary more biodiesel than diesel to make the same work. It is important to note that, the SFC were not evaluated for 1500 W of electrical load, because the amperage of the generator were minor

than the ammeter accuracy. Nevertheless, improving the electric power of the system, the SFC is reduced. This result could be explained by the engine efficiency curve, since the engine was working in a low load. From the Tab. 1 the maximum load of the engine is 8.8 kW, but in the present work the maximum operation load is approximately 5.5 kW. Then, it is possible that in this low load condition, the specific fuel consumption increases when the electrical load is reduced.

Table 5. Fuel specification (Teixeira, 2010).

FUEL	CD	B50	B100	METHOD
Nitrogen (% m/m)	0.09	0.07	0.07	ASTM D 5291
High Heating Value (Kcal/kg)	10765 ±23	10144.5 ± 18.5	9460.2 ± 5.0	ASTM D 4809
Lower Heating Value (Kcal/kg)	10068 ± 23	9448.5 ± 18.7	8784.0 ± 5.0	ASTM D 4809
Cetane number	48.8	56.1	59.3	ASTM D 613-01

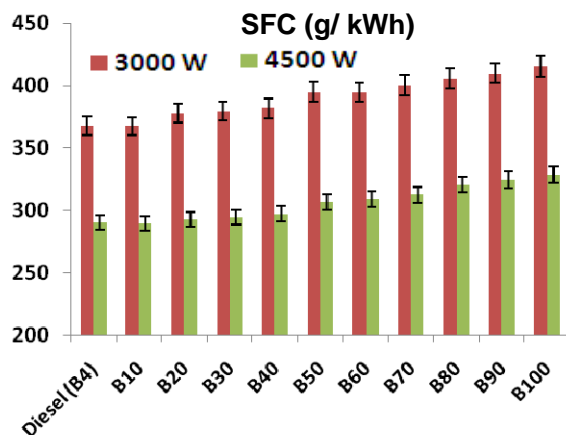


Figure 3. Specific fuel consumption (SFC).

CONCLUSION

The present experimental work has analyzed the NO_x emissions and the performance of an internal combustion engine fuelled with eleven different diesel/biodiesel blends. The proposed experimental apparatus used an electric generator instead of a dynamometer to control the load on the engine. This alternative shows to be very simple and cheaper than the traditional dynamometer experiments. Besides, the engine linked to an electric generator is a more realistic application than the engine linked to a

dynamometer. Otherwise, the electrical load is the unique parameter used to control the proposed experimental apparatus. The angular velocity of the engine is not controlled. This limitation is usually not found when a dynamometer is employed.

The results show that the B100 NO_x emissions are greater than B4 for 4500 W of electrical load. But, for small electrical loads meaningless discrepancies was observed between the fuel blends. In this study, NO_x emissions could be considered independent of the diesel/biodiesel blends. In addition, the results show that improving the electrical load, the NO_x emissions were also increased for all of the tested fuel mixtures. This is due to high temperature levels achieved inside the engine cylinder when electrical load increases.

Furthermore, it was observed that the cetane number of the biodiesel is greater than the cetane number of the diesel. However, wrong conclusions could be done if the cetane number was used to analyze the NO_x emissions. The biodiesel has greater viscosity than diesel, creating problems during the fuel injection and atomization. These problems entail poor combustion, increasing the ignition delay. Consequently, the temperature and pressure in the combustion chamber increases, causing more NO_x formation.

Despite of the fuel studied in the present work, the temperature is the main factor responsible for the NO_x formation. In this sense, NO_x emissions increase when the electrical load also increase, because the temperature inside the combustion chamber reaches high levels.

The specific fuel consumption increases with the amount of the palm oil on the blended fuel. It could be explained by the heating values of the fuels. The high heating value and the lower heating value of the commercial diesel are greater than the ones of the palm oil biodiesel blends. Then, it is necessary more biodiesel than diesel to make the same work.

The specific fuel consumption results show that improving the electrical load, the SFC reduces. It is a consequence of the engine efficiency under different conditions.

ACKNOWLEDGEMENTS

The authors acknowledge the support from Brazilian Army, FAPERJ, CAPES and CNPq.

REFERENCES

- Agarwal, D., Sinhab, S., and Agarwal, A. K., 2006, Experimental Investigation of Control of NO_x Emissions in Biodiesel-Fueled Compression Ignition Engine, *Renewable Energy*, Vol. 31, pp. 2356-2369.
- Almeida, S. C. A., Belchior, C. R., Pimentel, V. S. B., Nascimento, M. V. G., Vieira, L. S. R., and Fleury, G., 2003, Performance of a Diesel Generator Fuelled with Palm Oil, *Fuel (Guildford), USA*, Vol. 81, pp. 2097-2102.

Basshuysen, R. V., and Schaefer, F., 2004, *Internal Combustion Engine Handbook*, SAE, Warrendale, USA, pp. 868.

Dutra, L. M., Teixeira, C. V., Colaço, M. J., Alves, L. S. B., and Caldeira, A. B., 2009, Comparative Performance and Emissions of an Engine Operating with Palm Oil and Ethyl Esters and Their Blends with Diesel, in: *the 20th International Congress of Mechanical Engineering*, Federal University of Rio Grande do Sul, Gramado, RS, Brazil, CD ROM.

Kalam, M. A., and Masjuki, H. H., 2002, Biodiesel from Palm Oil - An Analysis of its Properties and Potential, *Biomass and Bioenergy*, Vol. 23, pp. 471-479.

Kalam, M. A., and Masjuki, H. H., 2008, Testing Palm Biodiesel and NPAA Additives to Control NO_x and CO while Improving Efficiency in Diesel Engines, *Biomass and Bioenergy*, Vol. 32, pp. 1116-1122.

Kanok-On, R., and Chinda, C., 2004, Performance of an Engine Using Biodiesel from Refined Palm Oil Stearin and Biodiesel from Crude Coconut Oil, in: *The Joint International Conference On Sustainable Energy And Environment*, Hua Hin, Thailand, pp. 30-44.

Rakopoulos, C. D., Antonopoulos, K. A., Rakopoulos, D. C., Hountalas, D. T., and Giakoumis, E. G., 2006, Comparative Performance and Emissions Study of a Direct Injection Diesel Engine using Blends of Diesel Fuel with Vegetable Oils or Bio-diesels for Various Origins, *Energy Conversion and Management*, Vol. 47, pp. 3272-3287.

Teixeira, C. V., 2010, *Análise de Emissões e Desempenho de Motores Diesel utilizando Óleo Diesel Comercial, Biodiesel de Palma (B100) e Misturas (Bx)*, Master Thesis, Instituto Militar de Engenharia, Rio de Janeiro, RJ. (*in Portuguese*)

Wang, Y., Lin, L., Roskilly, A. P., Zeng, S., Huang, J., He, Y., Huang, X., Huang, H., Wei, H., Li, S., and Yang, J., 2007, An Analytic Study of Applying Miller Cycle to Reduce NO_x Emission from Petrol Engine, *Applied Thermal Engineering*, Vol. 27, pp. 1779-1789.