

Distributed target-encirclement guidance law for cooperative attack of multiple missiles

*International Journal of Advanced
Robotic Systems*

May-June 2020: 1–15

© The Author(s) 2020

Article reuse guidelines:

sagepub.com/journals-permissions

DOI: 10.1177/1729881420929140

journals.sagepub.com/home/arx

Pengpeng Yan¹ , Yonghua Fan¹, Ruifan Liu^{1,2} and Mingang Wang¹

Abstract

The target-encirclement guidance problem for many-to-one missile-target engagement scenario is studied, where the missiles evenly distribute on a target-centered circle during the homing guidance. The proposed distributed target-encirclement guidance law can achieve simultaneous attack of multiple missiles in different line-of-sight directions. Firstly, the decentralization protocols of desired line-of-sight angles are constructed based on the information of neighboring missiles. Secondly, a biased proportional navigation guidance law that can arbitrarily designate the impact angle is cited. The missiles can achieve all-aspect attack on the target in an encirclement manner by combining the biased proportional navigation guidance law and dynamic virtual targets strategy. Thirdly, the consensus protocol of simultaneous attack is designed, which can guarantee that all missiles' time-to-go estimates achieve consensus asymptotically, and the convergence of the closed-loop system is proved strictly via the Lyapunov stability theory. Finally, numerical simulation results demonstrate the performance and feasibility of the proposed distributed target-encirclement guidance law in different engagement situations.

Keywords

Distributed cooperative guidance, consensus control, simultaneous attack, space-cooperative guidance

Date received: 30 December 2019; accepted: 22 April 2020

Topic: Mobile Robots and Multi-Robot Systems

Topic Editor: Nak-Young Chong

Associate Editor: Guanghui Wen

Introduction

With the rapid development of new and high-tech weapon equipment, the survivability of conventional missile attacker has been seriously weakened because of a variety of advanced defense systems such as antimissile defense system and close-in weapon system.^{1,2} Hence, strenuous efforts have been made to develop a new high-performance missile attacker with terminal evasive maneuverability, hypersonic cruise capability, good stealth performance, or sea-skimming flight capability despite a huge cost. An alternative countermeasure which can facilitate missile attacker surviving the threats of the defense systems is to conduct a simultaneous attack with multiple missiles coming from different directions.^{1–6} Obviously, it is difficult to defend against a group of incoming missile attackers cropping up

at the same time along different directions, even though the attackers are conventional ones in performance.^{1,3} In view of the abovementioned facts, cooperative attack of multiple missiles has been considered as an effective countermeasure

¹School of Astronautics, Northwestern Polytechnical University, Xi'an, People's Republic of China

²Centre for Autonomous and Cyber-Physical Systems, Cranfield University, Cranfield, UK

Corresponding author:

Yonghua Fan, School of Astronautics, Northwestern Polytechnical University, No. 127, West Youyi Road, Xi'an 710072, People's Republic of China.

Email: fyhlixin@163.com



to improve missile's penetration probability, and it has been an active and attractive research topic.

The first attempt to achieve salvo attack is to take an open-loop cooperative guidance scheme, in which a common predesigned impact time is set in each individual missile before the attack, and then each missile will try to arrive at the target on time independently.^{6,7} An original research work has been made by Jeon et al.,⁸ in which an impact time control guidance (ITCG) law was proposed by utilizing small lead/heading angle assumption and optimal control theory. For better damage effect, Jeon et al.⁹ presented an extension of ITCG law, which was called impact time and angle control guidance (ITACG) law. Since Jeon first proposed the issue of ITCG, there have been many achievements in this field.¹⁰⁻¹⁵ It should be pointed out that a suitable common impact time should be predesigned when aforementioned guidance laws are used to conduct a salvo attack of multiple missiles. However, it may not be easy to determine a suitable common impact time for multiple missiles. And it is also unnecessary to command them to arrive at the target at a predesigned common impact time; instead, they only need to arrive simultaneously.

For overcoming the aforementioned drawback, another scheme to achieve salvo attack is closed-loop cooperative guidance, in which the missiles have dynamic information shared by online data links during the course of guidance.^{6,7} The distributed closed-loop cooperative guidance represents the development trend of cooperative guidance law and has been paying more and more attention from scholars.^{1-7,16-24} Zhou and Yang³ and Hou et al.¹⁶ concentrated on the finite-time consensus problem of cooperative guidance for simultaneous attack. Based on the consensus of missiles' time-to-go estimates, simultaneous attack with the target of unknown maneuverability was achieved in the study by Zhou et al.¹⁷ A fault-tolerant cooperative guidance law and a robust cooperative guidance law for simultaneous arrival were proposed by Li et al.¹⁹ and Li and Ding,²⁰ respectively. Moreover, switching topology is an important research topic in the field of coordination and control of complex network systems.^{21,22} In the study by Zhao et al.²³ and Zhou et al.,²⁴ the communication topology problem of cooperative simultaneous attack was investigated. Note that, although the references above have studied many aspects of simultaneous attack, they rarely considered the problem of space-cooperation.

Space-cooperative guidance means that multiple missiles coordinate their line-of-sight (LOS) angles toward the target so that they can attack the target in different LOS directions. As mentioned by Lyu et al.,⁴ space-cooperative guidance can significantly improve the penetration probability and guidance accuracy of multiple missiles. To the best knowledge of the authors, there are a few studies^{4,6,25,26} on distributed closed-loop cooperative guidance considering space coordination at present. The guidance laws proposed by Wang et al.⁶ and Wang and Lu²⁵ can make multiple missiles hit the target simultaneously along

predesigned desired LOS directions. In the studies by Lyu et al.⁴ and Shaferman and Shima,²⁶ although the desired LOS angles are unnecessary in advance, the desired relative LOS angles are needed to designate to multiple missiles before salvo attack. How to break through the limitation of designating desired LOS angles or desired relative LOS angles to realize target-encirclement salvo attack is a focus of this article.

There are many interesting research branches in the field of multi-agent cooperative control, such as the formation-containment control problem,²⁷⁻²⁹ the target-encirclement control problem,³⁰⁻³² and the pinning control problem^{33,34}. Inspired by the problem of target-encirclement control, we raise the target-encirclement guidance problem and propose the distributed target-encirclement guidance (DTEG) law which can realize simultaneous attack of multiple missiles in different LOS directions. The proposed DTEG law is applicable to both the midcourse and terminal guidance phases of a many-to-one missile-target engagement scenario. Unlike the extant studies,^{4,6,25,26} the proposed guidance law does not need any relative information about predesigned desired LOS angles. The desired LOS angles of multiple missiles can be obtained online through the proposed decentralization protocols. Then, by means of virtual targets strategy and all-aspect attack guidance law, the multiple missiles can be guided to a target-centered circle in desired LOS directions. Next, with the virtual targets moving to the real target evenly, multiple missiles are guided to the real target along their desired LOS directions; thus, space-cooperative guidance is achieved. Moreover, the proposed guidance law can also realize the consensus of time-to-go estimates so that the multiple missiles can attack the target simultaneously.

Compared with the existing works, the main contributions of this work can be concluded as follows: (1) focused on the target-encirclement guidance problem raised in this article, a novel DTEG law is proposed which can make missiles hit the target simultaneously in different LOS directions. It can further improve the penetration probability and guidance accuracy, and the collision avoidance between missiles can be achieved due to their space coordination. (2) Compared with the extant studies,^{4,6,25,26} where desired LOS angles or desired relative LOS angles need to be predesigned, the proposed DTEG law can calculate desired LOS angles online through the decentralization protocols. (3) Under the proposed DTEG law, the lead angles of the missiles are usually small enough during terminal homing guidance, which is quite useful to satisfy the field-of-view constraint. (4) The proposed DTEG law can handle the case that the number of missiles varies during the target-encirclement homing guidance.

The remainder of this article is organized as follows. In the second section, some necessary preliminaries and problem formulation are introduced. The third section gives the main results of this article, namely the proposed DTEG law which consists of decentralization protocols of desired LOS

angles, all-aspect attack guidance law along with dynamic virtual targets strategy, and consensus protocol of simultaneous attack. In the fourth section, numerical simulations of the proposed DTEG law are set up. Finally, the conclusions of this article are drawn in the last section.

Preliminaries and problem formulation

This section introduces some necessary preliminaries firstly. Then the many-to-one engagement geometry and the engagement kinematics are given. Finally, the target-encirclement guidance problem is formulated.

Preliminaries

In this subsection, some basic concepts and results in algebraic graph theory are introduced, which mainly come from the studies by Ren and Cao³⁵ and Olfati-Saber and Murray³⁶. Algebraic graph theory is an important analytical tool in the field of multi-agent systems. It can be used to describe the situation of communication connection, namely communication topology, among the multiple agents. Herein, the graph $\mathcal{G} = (\mathcal{V}, \mathcal{E}, \mathcal{A})$ is employed to describe the communication topology of multiple missiles. $\mathcal{V} = \{v_1, v_2, \dots, v_n\}$ denotes the set of nodes which stand for n missiles. $\mathcal{E} \subseteq \mathcal{V} \times \mathcal{V}$ denotes the set of edges; $(v_i, v_j) \in \mathcal{E}$ represents the missile j can receive information from missile i . In an undirected graph, nodes' information transfer is bidirectional, that is to say, $(v_i, v_j) \in \mathcal{E} \Leftrightarrow (v_j, v_i) \in \mathcal{E}$. An undirected graph \mathcal{G} is called *connected* if any two of its nodes are linked by a path. An undirected graph \mathcal{G} is *fully connected* if there is an edge between every pair of distinct nodes. For a path $(v_1, v_2), (v_2, v_3), \dots, (v_{k-1}, v_k)$ in undirected graph \mathcal{G} , if $v_k = v_1$, we call the path is *circular*. $\mathcal{A} = [a_{ij}] \in \mathbf{R}^{n \times n}$ is the adjacency matrix of \mathcal{G} , which is defined as follows

$$a_{ij} = \begin{cases} 1 & \text{if } (v_j, v_i) \in \mathcal{E} \\ 0 & \text{otherwise} \end{cases} \quad (1)$$

The Laplacian matrix of \mathcal{G} is $\mathcal{L} = [l_{ij}] \in \mathbf{R}^{n \times n}$, where

$$l_{ij} = \begin{cases} \sum_{k=1, k \neq i}^n a_{ik} & j = i \\ -a_{ij} & j \neq i \end{cases} \quad (2)$$

From equation (2), we have the following lemma

Lemma 1. \mathcal{L} has a simple zero eigenvalue with right eigenvector $\mathbf{1}_n$,³⁶ that is

$$\mathcal{L}\mathbf{1}_n = \mathbf{0}_n \quad (3)$$

and all other eigenvalues have positive real parts (\mathcal{L} is the symmetric positive semidefinite).

Assumption 1. In this article, the graph \mathcal{G} corresponding to the communication topology of multiple missiles is undirected and circularly connected.

Remark 1. For multi-agent systems, a necessary condition to guarantee consensus is that the undirected graph is connected or the directed graph has a directed spanning tree.³⁵ Herein, we suppose that the graph \mathcal{G} is circularly connected for ensuring that each missile has two different neighbors. This is necessary and not conservative to realize space-cooperative guidance by the proposed DTEG law. Compared with some extant studies,^{4,16,37} where the communication networks being fully or strongly connected are required, Assumption 1 provides a more relaxed condition on the communication topology requirement.

For the n missiles subjected to an undirected and circularly connected communication graph \mathcal{G} , the objective of this work is to design a distributed cooperative guidance law based on information from communication topology, so that the distributed target-encirclement simultaneous attack of multiple missiles can be realized.

Engagement geometry

The target, such as an enemy's warship, can be modeled as being stationary, because its velocity and maneuverability are not comparable to those of a missile at all. So, without loss of generality, a planar many-to-one engagement scenario of n missiles attacking a stationary target is considered. The following assumptions are made before analyzing and designing the cooperative guidance laws for multiple missiles.

Assumption 2. The missiles and target can be treated as mass points.^{4,7}

Assumption 3. Compared with the guidance loop dynamics, the seeker and autopilot dynamics of a missile are so fast that they can be ignored during the design of guidance laws.^{2,4,7}

Assumption 4. The velocities of missiles are not assumed to be constant, but adjustable. The same assumption can be found in some other similar studies.^{3,4,25} For most subsonic cruise missiles equipped with aeroengines, their velocities are adjustable.

Based on the aforementioned assumptions, the planar many-to-one homing engagement geometry of n missiles attacking a stationary target can be illustrated in Figure 1. The Cartesian inertial reference frame x - o - y is horizontal. The notations M_i and T denote i th missile and target, respectively. In the following text, subscript i of a variable represents the variable associated with i th missile.

The relative range between the i th missile and the target, or the so-called range-to-go, is represented as r_i . The i th missile's velocity, heading angle, LOS angle, lead angle are denoted by V_i , θ_i , q_i , φ_i , respectively. Tangential

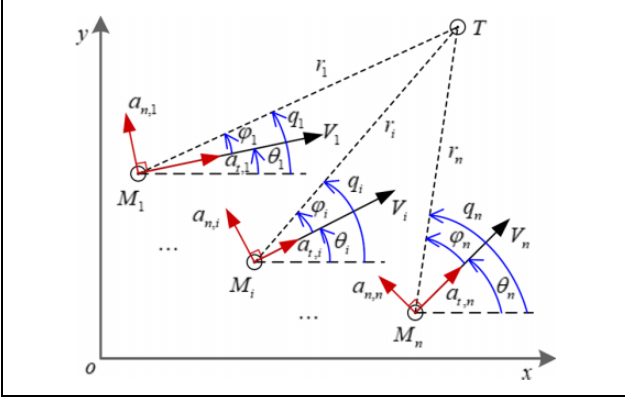


Figure 1. Illustration of many-to-one missile-target homing engagement geometry.

acceleration $a_{t,i}$ and normal acceleration $a_{n,i}$ are the i th missile's control variables, which can control the size and direction of missile's velocity by autopilot.

According to the engagement geometry shown in Figure 1, the i th missile's point-mass kinematic equations can be written as

$$\begin{cases} \dot{x}_i = V_i \cos \theta_i \\ \dot{y}_i = V_i \sin \theta_i \\ \dot{V}_i = a_{t,i} \\ \dot{\theta}_i = \frac{a_{n,i}}{V_i} \end{cases} \quad (4)$$

The missile-target relative kinematics equations can be given by

$$\begin{cases} \dot{r}_i = -V_i \cos \varphi_i \\ \dot{q}_i = \frac{V_i \sin \varphi_i}{r_i} \\ \varphi_i = q_i - \theta_i \end{cases} \quad (5)$$

Using the i th missile's initial position (x_{i0}, y_{i0}) and the target's initial position (x_{T0}, y_{T0}) , the initial value of r_i and q_i can be calculated by

$$\begin{cases} r_{i0} = \sqrt{(y_{T0} - y_{i0})^2 + (x_{T0} - x_{i0})^2} \\ q_{i0} = \text{atan2}(y_{T0} - y_{i0}, x_{T0} - x_{i0}) \end{cases} \quad (6)$$

where the function $\text{atan2}(y, x)$ can be used to compute the polar angle $\arctan(y/x)$ and return an angle in $(-\pi, \pi]$.³⁸

The i th missile's time-to-go can be expressed by $t_{go,i}$. As a general rule, the key to realize simultaneous attack is to achieve the consensus of multiple missiles' time-to-go. Note that, the real time-to-go $t_{go,i}$ is unknown, and we can only get its estimated value $\hat{t}_{go,i}$ using a reasonable algorithm. So generally speaking, if the consensus of multiple missiles' time-to-go estimates is accomplished, we consider that the simultaneous attack has been achieved.

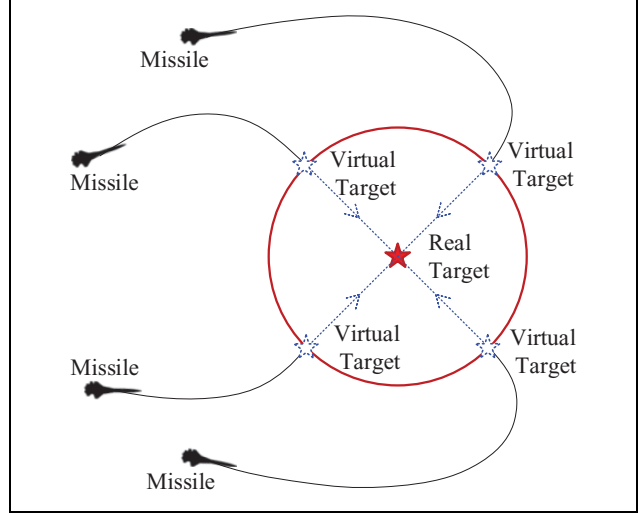


Figure 2. Illustration of multiple missiles' target-encirclement guidance with dynamic virtual targets strategy. The circle's radius is R_{\max} .

Target-encirclement guidance problem formulation

The meaning of multiple missiles' target-encirclement guidance problem is elaborated in this subsection. Taking four missiles for example, the schematic diagram of multiple missiles' target-encirclement guidance is illustrated in Figure 2, in which the red pentagram represents the target. It can be seen that the missiles are guided to evenly distribute on a target-centered circle and strike the target along different LOS directions finally.

Next, we give the formulaic description of multiple missiles' target-encirclement guidance problem.

Definition 1. The multiple missiles are said to have achieved many-to-one target-encirclement guidance, if

$$|q_i - q_{L,i}| = |q_i - q_{R,i}| = 2\pi/n \quad (7)$$

$$r_i(t_R) = r_j(t_R) \quad (8)$$

$$\varphi_i = \varphi_j = 0 \quad (9)$$

$$\hat{t}_{go,i} = \hat{t}_{go,j} \quad (10)$$

where $i = 1, 2, \dots, n$, $j = 1, 2, \dots, n$, and $i \neq j$. $q_{L,i}$ and $q_{R,i}$ represent the LOS angle of the i th missile's left neighbor $M_{L,i}$ and right neighbor $M_{R,i}$, respectively. t_R is the time when preliminarily forming the situation of target-encirclement.

Remark 2. The left neighbor $M_{L,i}$ of the i th missile is the first missile to be encountered clockwise along the circle as shown in Figure 2, and the i th missile's right neighbor $M_{R,i}$ is the first missile to be encountered counterclockwise along the circle. The LOS of a missile lies between that of left neighbor and right neighbor, and there is no other missile's LOS between them.

Remark 3. From equation (8), it is clear that all the missiles distribute on a target-centered circle at the time t_R . What's more, if equation (7) holds, the missiles will evenly distribute on the target-centered circle. Equation (9) ensures that the missiles' velocities point to the target during the target-encirclement homing guidance phase. And the simultaneous attack will be achieved under equation (10).

In summary, for the n missiles subjected to an undirected and circularly connected communication graph \mathcal{G} , the objective of this work is to design the missiles' tangential acceleration $a_{t,i}$ and normal acceleration $a_{n,i}$, $i = 1, 2, \dots, n$, so that equations (7)–(10) can be satisfied simultaneously.

Distributed cooperative target-encirclement guidance law design

In this section, a DTEG law is proposed for many-to-one target-encirclement simultaneous attack of multiple missiles. Firstly, the decentralization protocols of desired LOS angle are constructed based on the information of neighboring missiles. Then we introduce a biased proportional navigation guidance (BPNG) law and a dynamic virtual targets strategy so that each missile can attack its corresponding virtual target with corresponding desired LOS angle constraint. Finally, the consensus protocols of multiple missiles' time-to-go estimates are designed for simultaneous attack.

The decentralization protocols of desired LOS angles

Unlike the extant studies in which the desired LOS angles or impact angles need to be designated before salvo attack, the method proposed in this article can make multiple missiles coordinate their desired LOS angles based on the online neighboring missiles' information.

The desired LOS angles' evolution dynamics in discrete-time steps can be established as follows

$$q_i^d(k+1) = q_i^d(k) + \tau \cdot u_i(k) \quad (11)$$

where $q_i^d(k)$ represents the desired LOS angle at step k , $u_i(k)$ denotes the decentralization protocol which needs to be designed, and τ is the step size. Note that, the initial value of the desired LOS angle is equal to the initial value of actual LOS angle, namely $q_i^d(0) = q_i(0)$.

For the convenience of design and proof hereafter, we can label the desired LOS angles in accordance with their initial values as follows

$$-\pi < q_1^d(0) < q_2^d(0) < \dots < q_{n-1}^d(0) < q_n^d(0) \leq \pi \quad (12)$$

Then, the angular distance $d_i(k)$ of neighboring desired LOS angles can be calculated by

$$d_i(k) = \begin{cases} q_i^d(k) - q_{i-1}^d(k), & 2 \leq i \leq n \\ q_1^d(k) - q_n^d(k) + 2\pi & i = 1 \end{cases} \quad (13)$$

It is noteworthy that the even decentralization of desired LOS angles can be achieved when the angular distances $d_i(k)$ for $\forall i \in \{1, 2, \dots, n\}$ reach a consensus.

Distributed decentralization protocols of desired LOS angles are proposed as follows

$$u_i(k) = \begin{cases} G \cdot (d_{i+1}(k) - d_i(k)), & 1 \leq i \leq n-1 \\ G \cdot (d_1(k) - d_n(k)), & i = n \end{cases} \quad (14)$$

where $G > 0$ is an adjustable feedback gain.

Lemma 2. For a row stochastic matrix $\mathbf{P} \in \mathbf{R}^{n \times n}$, all its entries are nonnegative and all its row sums are +1. If the graph corresponding to \mathbf{P} is connected, the \mathbf{P} is stochastic, indecomposable and aperiodic (SIA), and there is $\lim_{n \rightarrow \infty} \mathbf{P}^n = \mathbf{1}_n \mathbf{y}^T$, where \mathbf{y} is some column vector.³⁹

Now, we are ready to analyze the convergence of the proposed distributed decentralization protocols of the desired LOS angles.

Theorem 1. Considering a group of desired LOS angles subjected to the dynamics (11), the initial condition (12) and $0 < 2\tau G < 1$. Moreover, the communication topology meets Assumption 1. Under the proposed distributed control protocols (14), the angular distances $d_i(k)$, $i = 1, 2, \dots, n$, will reach a consensus.

Proof. For $i = 2, 3, \dots, n-1$, the following equations hold

$$\begin{aligned} d_i(k+1) &= q_i^d(k+1) - q_{i-1}^d(k+1) \\ &= q_i^d(k) + \tau \cdot u_i(k) - q_{i-1}^d(k) - \tau \cdot u_{i-1}(k) \\ &= d_i(k) + \tau G \cdot (d_{i+1}(k) - d_i(k)) \\ &\quad - \tau G \cdot (d_i(k) - d_{i-1}(k)) \\ &= (1 - 2\tau G)d_i(k) + \tau G d_{i+1}(k) + \tau G d_{i-1}(k) \end{aligned} \quad (15)$$

Similarly, one has

$$d_1(k+1) = (1 - 2\tau G)d_1(k) + \tau G d_2(k) + \tau G d_n(k) \quad (16)$$

$$d_n(k+1) = (1 - 2\tau G)d_n(k) + \tau G d_1(k) + \tau G d_{n-1}(k) \quad (17)$$

Equations (15)–(17) can be rewritten in a highly compact form as follows

$$\mathbf{D}(k+1) = \mathbf{C} \cdot \mathbf{D}(k) \quad (18)$$

where $\mathbf{D}(k) = [d_1(k), d_2(k), \dots, d_n(k)]^T$ and the matrix $\mathbf{C} \in \mathbf{R}^{n \times n}$ is

$$\mathbf{C} = \begin{bmatrix} 1 - 2\tau G & \tau G & 0 & \cdots & \tau G \\ \tau G & 1 - 2\tau G & \tau G & \cdots & 0 \\ \vdots & \vdots & \vdots & \vdots & \vdots \\ 0 & \cdots & \tau G & 1 - 2\tau G & \tau G \\ \tau G & \cdots & 0 & \tau G & 1 - 2\tau G \end{bmatrix} \quad (19)$$

From equation (18), it is clear that

$$\mathbf{D}(k) = \mathbf{C}^k \cdot \mathbf{D}(0) \quad (20)$$

In view of $0 < 2\tau G < 1$ and Lemma 2, \mathbf{C} is the SIA. Hence, one has

$$\lim_{k \rightarrow \infty} \mathbf{D}(k) = \lim_{k \rightarrow \infty} \mathbf{C}^k \mathbf{D}(0) = \mathbf{1}_n \mathbf{w}^T \mathbf{D}(0) \quad (21)$$

where $\mathbf{w} \in \mathbf{R}^{n \times 1}$ and all its entries are $1/n$. Therefore, the angular distances $d_i(k)$, $i = 1, 2, \dots, n$, will reach a consensus asymptotically, and the steady-state values are

$$\lim_{k \rightarrow \infty} d_i(k) = \frac{1}{n} (d_1(0) + d_2(0) + \cdots + d_n(0)) = \frac{2\pi}{n} \quad (22)$$

where $i = 1, 2, \dots, n$.

This completes the proof of Theorem 1.

Remark 4. The above proof implies that the convergence to even decentralization relies on the assumptions that each missile can communicate with its two neighbors and the product meets $0 < 2\tau G < 1$. The two assumptions are not conservative because the even decentralization of desired LOS angles cannot be realized if either of them is untenable. Moreover, the convergence rate can be improved by increasing the adjustable feedback gain G properly.

Remark 5. A missile can judge its desired LOS angle's label is 1 or n or others by comparing its initial desired LOS angle with its two neighboring missiles' initial desired LOS angles. Then the decentralization protocol $u_i(k)$ can be calculated using equations (13) and (14). Hence, the proposed decentralization protocols of desired LOS angles are fully distributed, which provides a great implementation advantage.

Next, some examples are presented to illustrate the validity of the proposed decentralization protocols of desired LOS angles. Let the step size τ in equation (11) and the adjustable feedback gain G in equation (14) be 0.1 and 1, respectively. The arbitrarily designated initial LOS angles of n missiles are listed in Table 1, and their time evolutions under the decentralization protocols are shown in Figure 3. From the steady-state desired LOS angles we can see that any two neighboring LOS angles have an expected deviation of $(360/n)^\circ$.

Table 1. Initial desired LOS angles and steady-state desired LOS angles under the decentralization protocols.

n	Initial desired LOS angles ($^\circ$)				Steady-state desired LOS angles ($^\circ$)			
3	150	-30	-60		140	20	-100	
4	40	20	-10	-30	140	50	-40	-130
5	120	60	40	-40	-170	146	74	2 -70 -142

LOS: line-of-sight.

All-aspect attack guidance law along with dynamic virtual targets strategy

In the study of ITACG law for a single missile, Zhang et al.^{12,13} proposed a novel BPNG law which can attack the target with arbitrary designated impact angle $\theta_d \in (-\pi, \pi]$. Herein, it is cited as the basic guidance law to realize all-aspect attack. The impact angle of each missile can be given by the decentralization protocols, namely let $\theta_d = q_i^d$. The impact location is given by the dynamic virtual targets strategy proposed in this subsection. Space-cooperative guidance can be achieved by combining the BPNG law and the dynamic virtual targets strategy.

The all-aspect attack guidance law based on BPNG law is given by

$$a_{n,i} = NV_i \dot{q}_i - KV_i^2 \alpha_i \cos \varphi_i / r_i \quad (23)$$

$$\alpha_i = \theta_i - Nq_i + (N-1)q_{d,i} \quad (24)$$

where $i = 1, 2, \dots, n$ and the coefficients are chosen as $N \geq 3, K \geq 1$.

Lemma 3. t_0 and t_f represent the start time and final time of homing, respectively. If $|\varphi(t_0)| < \pi/2$, the closed-loop guidance system with BPNG law is finite-time convergent in the sense that,¹³

- (1) $r(t)$ is bounded for all $t \in [t_0, t_f]$, and $r(t_f) = 0$;
- (2) $|\varphi(t)| < \pi/2$ holds for all $t \in [t_0, t_f]$, and $\varphi(t_f) = 0$;
- (3) $\alpha(t)$ is bounded for all $t \in [t_0, t_f]$, and $\alpha(t_f) = 0$.

Remark 6. From Lemma 3, it is clear that the BPNG law can only be applied to the case of $|\varphi(t_0)| < \pi/2$. That is to say, missile's velocity component along the LOS direction needs to point to the target at the beginning of homing. This requirement is usually fulfilled, because missiles are usually launched toward the target.

From equation (24), $\theta_i = q_{d,i} - N\varphi_i/(N-1) - \alpha_i/(N-1)$. In view of Lemma 3, one has $\theta_i(t_f) = q_{d,i}$. Thus, the BPNG law can steer the missile to attack its target with desired LOS angle. But to form the situation of target-encirclement, the dynamic virtual targets strategy is introduced here. Figure 2 shows the schematic diagram of dynamic virtual targets strategy, for $n = 4$. The number of virtual targets is equal to the number of missiles.

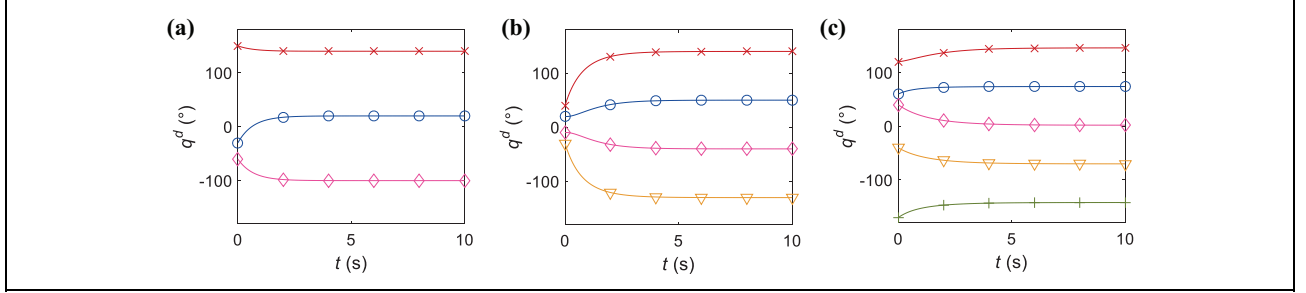


Figure 3. The time evolutions of desired LOS angles. The case of: (a) $n = 3$, (b) $n = 4$, and (c) $n = 5$. LOS: line-of-sight.

Initially, all the virtual targets evenly distribute on a circle that takes the real target as the center. Each missile is guided to its corresponding virtual target under the BPNG law. When they arrive at their virtual targets, their desired LOS angles will be achieved, and at that time their velocities will point to the target, which can be known from Lemma 3. Next, all the virtual targets move toward the real target at the same speed along their desired LOS directions, until they reach the real target point. The multiple missiles are guided to their corresponding virtual targets, and so space-cooperative guidance will be achieved by then.

The positions of the dynamic virtual targets can be computed as follows

$$\begin{cases} x_{T,i} = x_T - R_i(t) \cdot \cos q_i^d \\ y_{T,i} = y_T - R_i(t) \cdot \sin q_i^d \end{cases} \quad (25)$$

$$R_i(t) = \begin{cases} R_{\max} & \text{if } r_i \geq R_{\max} \\ R_{\max} - \int_{t_R} V_{\max} dt & \text{if } r_i < R_{\max} \text{ and } \int_{t_R} V_{\max} dt \leq R_{\max} \\ 0 & \text{if } r_i < R_{\max} \text{ and } \int_{t_R} V_{\max} dt > R_{\max} \end{cases} \quad (26)$$

where (x_T, y_T) and $(x_{T,i}, y_{T,i})$ represent the coordinate of the real target and the i th missile's virtual target, respectively. R_{\max} is a designated distance, which represents the desired range-to-go when preliminarily forming the situation of target-encirclement. If let $R_{\max} = 0$, $R_i(t) = 0$ holds; virtual targets and the real target will coincide consistently, which represent that there is no dynamic virtual targets strategy. t_R denotes the earliest time when any of the missiles arrives at its virtual target. V_{\max} is a designated velocity, and the maximum speed of the missiles can be chosen as its value.

Remark 7. From equations (25) and (26), it is clear that the virtual targets are statically distributed on a target-centered circle at first. When a missile arrives at the target-centered circle, the virtual targets begin to move simultaneously until they reach the real target point.

Remark 8. The operation distance of seeker can be chosen as the designated value of R_{\max} . In this case, the whole homing process can be divided into midcourse guidance phase and

terminal guidance phase by R_{\max} . The seekers will be activated when preliminarily forming the situation of target-encirclement. And at that moment, the lead angles of missiles are usually small enough, as indicated in Lemma 3, hence the seekers' field-of-view constraint can be easily met.

Remark 9. By combining the BPNG law and the dynamic virtual targets strategy, equations (8) and (9) can hold, namely space-cooperative guidance can be achieved, but they cannot make sure that multiple missiles arrive at the target simultaneously.

The consensus protocol of simultaneous attack

To achieve simultaneous arrival, the consensus protocol of simultaneous attack is proposed in this subsection, and the convergence of the closed-loop system is proved strictly via the Lyapunov stability theory. As mentioned earlier, the key to realize simultaneous attack is to realize the consensus of multiple missiles' time-to-go estimates. Under the assumption of small angle and Taylor series expansion, an estimation expression of the i th missile's time-to-go when using BPNG law is given in the extant study¹²

$$\hat{t}_{go,i} = r_i e^{C_1 \varphi_i^2 + C_2 (\varphi_i + \alpha_i)^2} (1 + C_3 \varphi_i^2 + C_4 \varphi_i \alpha_i + C_5 \alpha_i^2) / V_i \quad (27)$$

where C_1 , C_2 , C_3 , C_4 , and C_5 are coefficients whose value can be found in the extant study.¹²

Remark 10. Note that, the approximation $\sin \varphi_i \approx \varphi_i$ is used when deducing equation (27). Hence, if the lead angle is small enough, an accurate time-to-go estimate can be obtained. What's more, if equation (9) holds and V_i is invariant, the time-to-go estimate $\hat{t}_{go,i}$ will be exactly equal to the actual time-to-go $t_{go,i}$, which can be found out from equation (27) or in the relevant study by Zhang et al.¹² Coincidentally, the lead angles of multiple missiles will be quite small after forming the situation of target-encirclement, so equation (27) is fairly applicable in our proposed DTEG law.

Let

$$U_i = r_i e^{C_1 \varphi_i^2 + C_2 (\varphi_i + \alpha_i)^2} (1 + C_3 \varphi_i^2 + C_4 \varphi_i \alpha_i + C_5 \alpha_i^2) \quad (28)$$

In essence, U_i is a modified range-to-go. Substituting equation (28) into equation (27), and taking time derivative of $\hat{t}_{go,i}$ yields

$$\dot{\hat{t}}_{go,i} = \frac{\dot{U}_i V_i - U_i \dot{V}_i}{V_i^2} = \frac{\dot{U}_i}{V_i} - \frac{U_i}{V_i^2} \dot{V}_i \quad (29)$$

where $i = 1, 2, \dots, n$.

In view of the fact that the lead angles are very small after forming the situation of target-encirclement, one has $U_i \approx r_i$ and $\dot{U}_i \approx \dot{r}_i \approx -V_i$. Substituting them into equation (29) results in

$$\dot{\hat{t}}_{go,i} = -1 - \frac{r_i}{V_i^2} \dot{V}_i \quad (30)$$

Next, before proposing the consensus protocol of simultaneous attack, the definition of consensus error of the missiles' time-to-go estimates is given firstly.

Definition 2. For a group of n missiles, the consensus error of i th missile's time-to-go estimate is defined as

$$e_i = \sum_{j=1}^n a_{ij} (\hat{t}_{go,j} - \hat{t}_{go,i}) \quad (31)$$

where $i = 1, 2, \dots, n$.

From its definition, it is clear that consensus error e_i represents the time-to-go estimates' difference between i th missile and all its neighbors.

According to the consensus error e_i , a novel distributed consensus protocol of simultaneous attack is proposed as follows

$$a_{t,i} = -K_i e_i \quad (32)$$

where K_i are constants that satisfy $K_i > 0$, $i = 1, 2, \dots, n$.

Theorem 2. Considering a group of n missiles guided by BPNG law, and they subjected to communication graph \mathcal{G} and the kinematics equations (4) and (5), the simultaneous attack can be achieved by the proposed distributed consensus protocol (32).

Proof. Given $\dot{V}_i = a_{t,i}$ and the proposed consensus protocol (32), equation (30) can be further written as

$$\begin{aligned} \dot{\hat{t}}_{go,i} &= -1 - \frac{r_i}{V_i^2} a_{t,i} \\ &= -1 - \frac{r_i}{V_i^2} (-K_i e_i) = -1 + \frac{K_i r_i}{V_i^2} e_i \end{aligned} \quad (33)$$

The Lyapunov function candidate can be selected as

$$V = \frac{1}{2} \sum a_{ij} (\hat{t}_{go,j} - \hat{t}_{go,i})^2 = \frac{1}{2} \hat{\mathbf{t}}_{go}^T \mathcal{L} \hat{\mathbf{t}}_{go} \quad (34)$$

where $\hat{\mathbf{t}}_{go} = [\hat{t}_{go,1}, \hat{t}_{go,2}, \dots, \hat{t}_{go,n}]^T$.

From Lemma 1 and equation (31) we can obtain

$$\mathbf{e} = -\mathcal{L} \hat{\mathbf{t}}_{go} \quad (35)$$

where $\mathbf{e} = [e_1, e_2, \dots, e_n]^T$. Taking transposition of equation (35) yields

$$\mathbf{e}^T = -(\mathcal{L} \hat{\mathbf{t}}_{go})^T = -(\hat{\mathbf{t}}_{go}^T \mathcal{L}^T) = -(\hat{\mathbf{t}}_{go}^T \mathcal{L}) \quad (36)$$

From equation (31), one has $\sum_{i=1}^n e_i = 0$. Taking time derivative of V and substituting equations (36) and (33) into it result in

$$\begin{aligned} \dot{V} &= \hat{\mathbf{t}}_{go}^T \mathcal{L} \dot{\hat{\mathbf{t}}}_{go} = -\mathbf{e}^T \dot{\hat{\mathbf{t}}}_{go} \\ &= -\sum_{i=1}^n e_i \dot{\hat{t}}_{go,i} = -\sum_{i=1}^n \frac{K_i r_i}{V_i^2} e_i^2 \leq 0 \end{aligned} \quad (37)$$

So, according to Lyapunov stability theory we can get

$$\lim_{t \rightarrow \infty} \frac{1}{2} \sum a_{ij} (\hat{t}_{go,j} - \hat{t}_{go,i})^2 = 0 \quad (38)$$

which indicates that the proposed consensus protocol (32) can guarantee that all missiles' time-to-go estimates achieve consensus asymptotically, namely equation (10) can be achieved asymptotically. The proof of Theorem 2 is completed.

Remark 11. According to the kinematic equations (4) and proposed consensus protocol (32), multiple missiles' velocities will be invariant after the consensus of time-to-go estimates. Furthermore, from equation (30) we can know that the derivative of time-to-go estimates will be equal to -1 once the time-to-go estimates achieve consensus. The above facts can also be found in the following numerical simulations.

Remark 12. As shown in equations (31) and (32), only neighboring missiles' time-to-go estimates are needed to exchange via the communication network for achieving multiple missiles' simultaneous attack. In addition, taking Remark 5 into account, the proposed DTEG law is fully distributed and thus has a great advantage in implementation.

In summary, equations (13)–(14), (23)–(26), (31), and (32) constitute the complete DTEG law, which can realize multiple missiles' target-encirclement cooperative attack. Specifically, the decentralization protocols of desired LOS angles, namely equations (13) and (14), can coordinate multiple missiles' desired LOS angles; the dynamic virtual targets strategy, namely equations (25) and (26), can generate each missile's virtual target according to its corresponding desired LOS angle; the BPNG law, namely equations (23) and (24), can steer the missiles to attack their virtual targets with desired LOS angles. The consensus protocol of simultaneous attack, namely equations (31) and (32), can ensure that multiple missiles arrive at the target simultaneously. The proposed DTEG law has many outstanding advantages. First of all, it is fully distributed and thus has a great advantage in implementation; then, it can realize multiple missiles' target-encirclement

Table 2. Initial states of the four missiles in case I.

Missile number	Velocity (m/s)	LOS angle (°)	Heading angle (°)	Range-to-go (km)
M_1	240	-10	0	112
M_2	240	20	0	106
M_3	240	-30	0	92
M_4	240	40	0	104

LOS: line-of-sight.

cooperative simultaneous attack without any predesigned information about desired LOS angles; last but not least, it can also handle the case that the number of missiles varies during homing guidance.

Numerical simulation and analysis

In this section, the performance of the proposed DTEG law is demonstrated by four cases as follows: (1) Taking

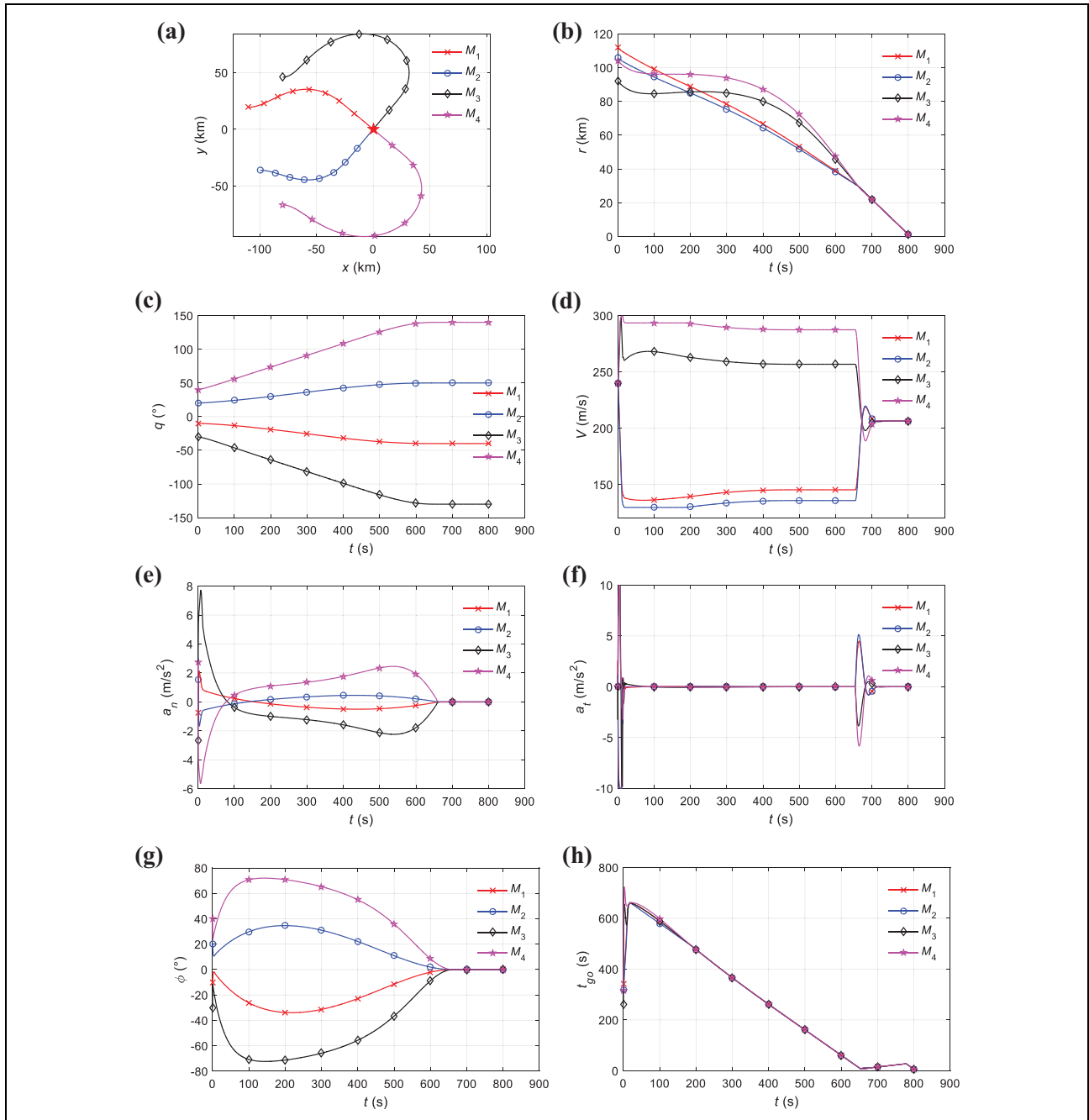


Figure 4. Numerical simulation results for case I: (a) missiles-target trajectories in horizontal plane, (b) missiles-target relative distances, (c) missiles' LOS angles, (d) missiles' velocities, (e) normal accelerations achieved by autopilot, (f) tangential accelerations achieved by autopilot, (g) missiles' lead angles, and (h) time-to-go estimates relative to virtual targets. LOS: line-of-sight.

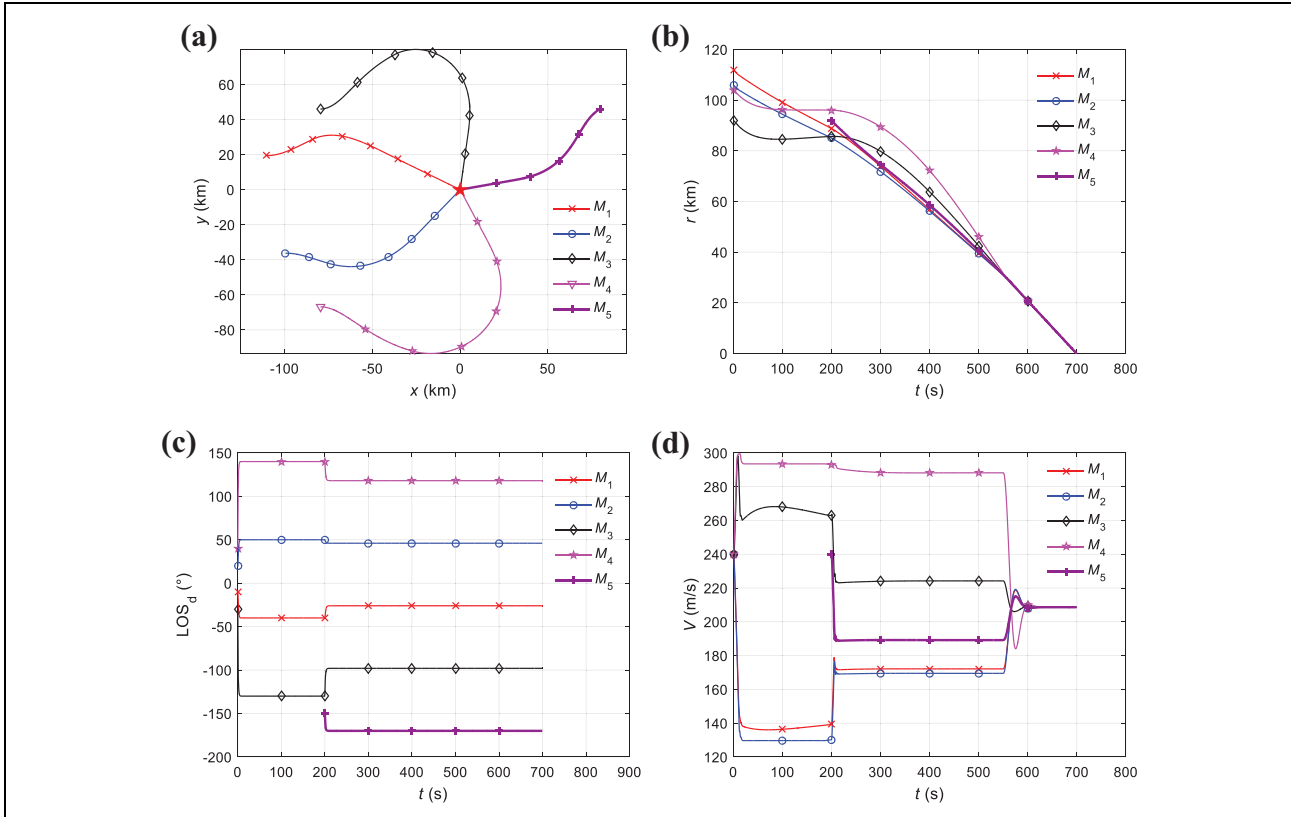


Figure 5. Numerical simulation results for case 2: (a) missiles-target trajectories in horizontal plane, (b) missiles-target relative distances, (c) missiles' desired LOS angles, and (d) missiles' velocities. LOS: line-of-sight.

four missiles to strike a single stationary target for example, distributed target-encirclement cooperative attack is conducted to demonstrate the performance and feasibility of the proposed DTEG law. (2) Cooperative attack is conducted on the engagement scenario that the number of missiles varies, specifically from four to five, during homing guidance. (3) A great many missiles are considered for the distributed target-encirclement cooperative attack. (4) The feasibility of the proposed DTEG law is explored for attacking a moving target.

In all the cases, the initial position of the target is located at (0,0) km. We assume that the missiles travel with an initial velocity of 240m/s, and the available velocity is limited in $130\text{m/s} \leq V_i \leq 300\text{m/s}$. The available tangential acceleration and normal acceleration are set as $|a_{t,i}| \leq 10\text{m/s}^2$ and $|a_{n,i}| \leq 50\text{m/s}^2$, respectively. The navigation gains in equation (23) are taken as $N = 3$, $K = 3$; the designated distance in equation (26) is set as $R_{\max} = 30\text{ km}$; the gains in equation (32) are taken as $K_{1i} = 0.6$, $K_{2i} = 0.5$, $\mu = 0.5$, $i = 1, 2, \dots, n$. What's more, in our numerical simulations, the autopilot dynamics are considered as the following first-order lag systems

$$\frac{a_{ta,i}}{a_{t,i}} = \frac{1}{T_1 s + 1} \quad (39)$$

$$\frac{a_{na,i}}{a_{n,i}} = \frac{1}{T_2 s + 1} \quad (40)$$

where $a_{ta,i}$ and $a_{na,i}$ denote the responses of autopilot, $a_{t,i}$ and $a_{n,i}$ are the commands generated by the proposed DTEG law. According to the autopilot's real-world performance, the first-order time constants here are set as $T_1 = 1\text{ s}$, $T_2 = 0.3\text{ s}$.

Case 1: Distributed target-encirclement cooperative attack of multiple missiles. In this subsection, distributed target-encirclement cooperative attack of four missiles is conducted to demonstrate the performance and feasibility of the proposed DTEG law. The initial states of missiles can be arbitrarily designated, and a group of initial states are set as presented in Table 2. Based on initial states, the desired LOS angles will be generated by the proposed decentralization protocols. Then the positions of virtual targets can be obtained by dynamic virtual targets strategy. Next, the normal acceleration $a_{n,i}$ and tangential acceleration $a_{t,i}$ can be calculated by equations (23) and (32), respectively. The missiles steered by $a_{t,i}$ and $a_{n,i}$ will achieve simultaneous arrival and target-encirclement finally.

The simulation results for case 1 are shown in Figure 4. It can be seen from Figure 4(a) that the situation of target-encirclement is achieved, and the multiple missiles hit the

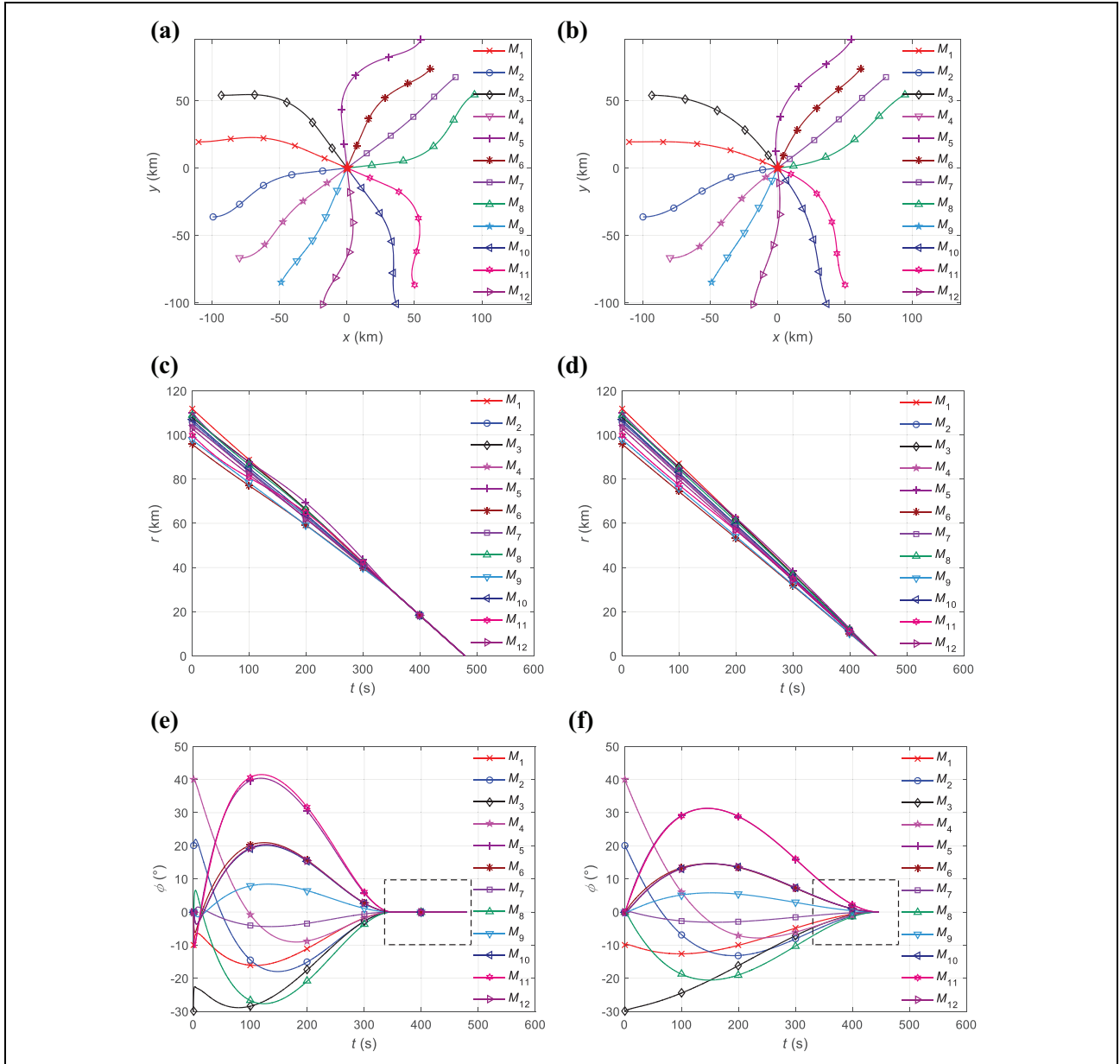


Figure 6. Numerical simulation results for case 3. The trajectories (a) with and (b) without dynamic virtual targets strategy, the ranges-to-go (c) with and (d) without dynamic virtual targets strategy, and the lead angles (e) with and (f) without dynamic virtual targets strategy.

target precisely in different LOS directions. Meanwhile, it is clearly shown in Figure 4(b) that the ranges-to-go converge to zero at the same time, which indicates that the missiles can attack the target precisely and simultaneously. From Figure 4(b) and (c) we can see that, during terminal homing guidance (when the ranges-to-go are less than 30 km), the ranges-to-go are equal to each other and any two neighboring LOS angles have an equal deviation, which means that the missiles evenly distribute on a target-centered circle during that time.

It is shown in Figure 4(d) that the velocities of M_1 and M_2 are smaller than that of M_3 and M_4 in midcourse

guidance, which corresponds to the fact that the trajectory arc lengths of M_1 and M_2 are shorter than that of M_3 and M_4 as seen in Figure 4(a). Moreover, the time histories of normal accelerations and tangential accelerations achieved by autopilot are shown in Figure 4(e) and (f), respectively. It can also be seen from Figure 4(g) that the lead angles of multiple missiles are all close to zero during terminal homing guidance, which can easily meet the seekers' field-of-view constraint. Furthermore, the time-to-go estimates relative to virtual targets are shown in Figure 4(h), and it is also noted that the broken lines appearing in terminal homing guidance result from the motion of virtual targets.

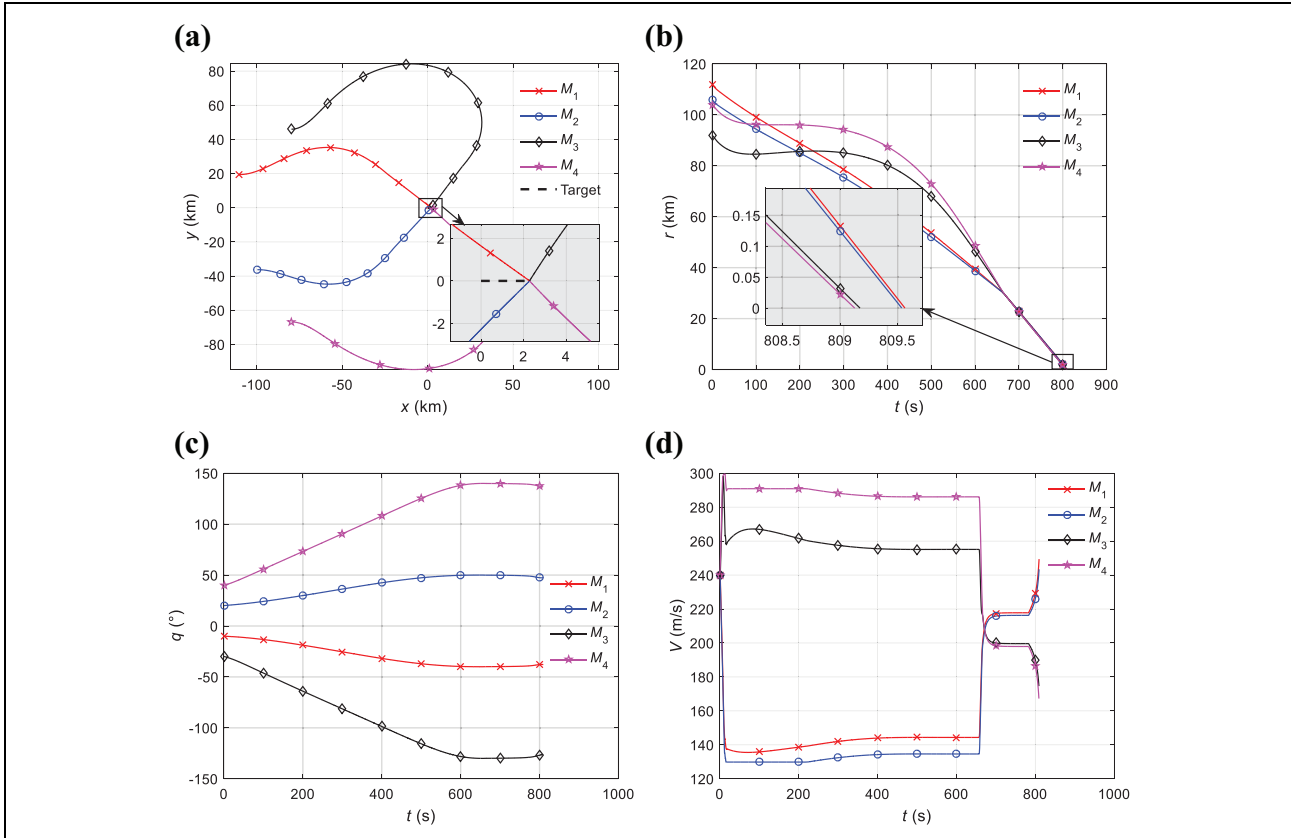


Figure 7. Numerical simulation results for case 4: (a) missiles-target trajectories in horizontal plane, (b) missiles-target relative distances, (c) missiles' LOS angles, (d) missiles' velocities: LOS: line-of-sight.

From the above results, it is concluded that the performance and feasibility of the proposed DTEG law is verified.

Case 2: Cooperative attack when the number of missiles varies. Because there is no need to designate the desired LOS angles in advance for space-cooperative guidance, this method can handle the case that the number of missiles varies during the target-encirclement homing guidance phase. This is a huge advantage in implementation.

In this subsection, cooperative attack is conducted on the engagement scenario that the number of missiles varies, specifically from four to five, during homing guidance. Within the first 200 s, the missile group consisting of M_1 , M_2 , M_3 , and M_4 are guided by the proposed DTEG law, and the states of each missile in this period are exactly the same as those in case 1. At 200 s, a new missile M_5 joins the group with an initial range-to-go 92 km and an initial LOS angle -150° . A new set of desired LOS angles will be generated by the proposed decentralization protocols, and then a new set of virtual targets will be obtained. Steered by the proposed DTEG law, the missile group with a new member can achieve distributed target-encirclement cooperative attack in a new state.

The simulation results for case 2 are shown in Figure 5. It is clearly shown in Figure 5(a) that, compared with Figure 4(a), the situation of target-encirclement is achieved

in a new state, and the multiple missiles hit the target precisely in different LOS directions. Meanwhile, it can be observed from Figure 5(b) that the ranges-to-go converge to zero at the same time, which indicates that the missiles can attack the target precisely and simultaneously. Note that, the total time to achieve simultaneous attack in case 2 is shorter than that in case 1, because the participation of M_5 makes the trajectory arc lengths of M_3 and M_4 shorter than that in case 1. From Figure 5(c), we can see that the desired LOS angles are redistributed when a new member joins the missile group, and any two neighboring desired LOS angles have an equal deviation in the state of stability. Additionally, the velocities of the multiple missiles are shown in Figure 5(d). From the above results, we can securely conclude that the proposed DTEG law can handle the case that the number of missiles varies during the target-encirclement homing guidance.

Case 3: Cooperative attack of a great many missiles. In this subsection, a great many missiles are considered for the distributed target-encirclement cooperative attack. Theoretically speaking, the number of missiles can be arbitrarily large when using the proposed DTEG law. Herein, taking 12 missiles for example, the effectiveness of the proposed DTEG law is validated when the method is applied to cooperative attack of a great many missiles. In addition,

Table 3. Terminal states of the four missiles in case 4.

Missile number	Impact time (s)	Miss distance (m)	Impact LOS angle (°)	Impact velocity (m/s)
M_1	809.563	0.219	-37.883	249.404
M_2	809.535	0.344	47.399	243.394
M_3	809.173	0.195	-126.012	174.595
M_4	809.127	0.142	136.456	167.257

LOS: line-of-sight.

to illustrate the function of dynamic virtual targets strategy, the contrastive simulations are carried out with and without dynamic virtual targets strategy, respectively. The initial states of the 12 missiles are set arbitrarily, and their values can be seen in the simulation results, which are not listed in detail here.

The simulation results for case 3 are shown in Figure 6. It is clearly shown in Figure 6(a) and (b) that the multiple missiles hit the target precisely in different LOS directions, and the space-cooperation is achieved better with dynamic virtual targets strategy. It can be observed from Figure 6(c) and (d) that the ranges-to-go converge to zero at the same time, which means that the missiles can attack the target precisely and simultaneously. By comparing Figure 6(e) with Figure 6(f), an obvious advantage of dynamic virtual targets strategy is that the lead angles are small enough during terminal homing guidance, such that the seekers' field-of-view constraint can be easily met. From the above results, we can draw a conclusion that the proposed DTEG law is effective when it is applied to cooperative attack of a great many missiles; in addition, the dynamic virtual targets strategy is quite useful to satisfy the field-of-view constraint.

Case 4: Cooperative attack a moving target. In this subsection, although the proposed DTEG law is designed for attacking a stationary target, the feasibility of the proposed DTEG law is explored for attacking a moving target, such as a low-speed warship. We assume that the target is found moving at a velocity of 15 m/s along the x -axis when the seekers are activated, and at that moment the position of the target is located at (0,0) km.

The simulation results for case 4 are presented in Figure 7 and Table 3. It can be observed from Figure 7(a) that the situation of target-encirclement is achieved basically, and the multiple missiles hit the target precisely in different LOS directions. From Figure 7(b) we can see that the ranges-to-go converge to zero at slightly different times, which indicates that the missiles impact times are roughly the same. The missiles' LOS angles are illustrated in Figure 7(c), and it can be seen that any two neighboring LOS angles have an approximate deviation of 90° during terminal homing guidance. In addition, the velocities of the multiple missiles are shown in Figure 7(d). The terminal states of the four missiles are presented in Table 3 in detail. It can be observed from Table 3 that the miss distances are

all small enough so that the missiles can be considered to hit the target precisely. What's more, it can also be observed that the maximum impact time error is 0.436 s, and the deviations of neighboring LOS angles are 85.282° , 88.129° , 89.057° , and 97.532° , respectively. Therefore, although more efforts need to be paid for improving guidance performance, we can say that the distributed target-encirclement simultaneous attack is realized basically.

Conclusion

In this study, a novel space and time cooperative guidance law, which is called DTEG law, is proposed for the problem of distributed target-encirclement simultaneous attack. The proposed DTEG law can make the missiles evenly distribute on a target-centered circle when they are guided to the target and can ensure them arrive at the target simultaneously. The proposed DTEG law mainly includes three components as follows. Firstly, the decentralization protocols of desired LOS angles can coordinate multiple missiles' desired LOS angles. Then, the BPNG law and the dynamic virtual targets strategy can ensure that the space-cooperative guidance is achieved. Finally, the consensus protocol of simultaneous attack can make sure that multiple missiles arrive at the target simultaneously. The proposed DTEG law is fully distributed, can realize multiple missiles' target-encirclement cooperative simultaneous attack without any predesigned information about desired LOS angles, and can also handle the case that the number of missiles varies during homing guidance. Moreover, a noteworthy feature of the proposed DTEG law is that the collision avoidance between missiles can be achieved naturally because of their space coordination. Numerical simulations demonstrate the performance and feasibility of the proposed DTEG law in four different engagement situations. Note that, the proposed DTEG law needs an undirected and circularly connected communication topology. Hence, it is of great interest to further study the target-encirclement guidance problem of multiple missiles under time-varying communication topologies or with a highly maneuvering target.

Declaration of conflicting interests

The author(s) declared no potential conflicts of interest with respect to the research, authorship, and/or publication of this article.

Funding

The author(s) disclosed receipt of the following financial support for the research, authorship, and/or publication of this article: This work was supported by the Aeronautical Science Foundation of China, under Grant 20180753007.

ORCID iD

Pengpeng Yan  <https://orcid.org/0000-0001-7997-6505>

References

1. Jeon I, Lee J, and Tahk M. Homing guidance law for cooperative attack of multiple missiles. *J Guid Control Dyn* 2010; 33(1): 275–280.
2. Ai X, Wang L, Yu J, et al. Field-of-view constrained two-stage guidance law design for three-dimensional salvo attack of multiple missiles via an optimal control approach. *Aerosp Sci Technol* 2019; 85: 334–346.
3. Zhou J and Yang J. Distributed guidance law design for cooperative simultaneous attacks with multiple missiles. *J Guid Control Dyn* 2016; 39(10): 2436–2444.
4. Lyu T, Guo Y, Li C, et al. Multiple missiles cooperative guidance with simultaneous attack requirement under directed topologies. *Aerosp Sci Technol* 2019; 89: 100–110.
5. He S, Wang W, Lin D, et al. Consensus-based two-stage salvo attack guidance. *IEEE Trans Aerosp Electron Syst* 2018; 54(3): 1555–1566.
6. Wang X, Zhang Y, and Wu H. Distributed cooperative guidance of multiple anti-ship missiles with arbitrary impact angle constraint. *Aerosp Sci Technol* 2015; 46: 299–311.
7. Jiang H, An Z, Yu Y, et al. Cooperative guidance with multiple constraints using convex optimization. *Aerosp Sci Technol* 2018; 79: 426–440.
8. Jeon I, Lee J, and Tahk M. Impact-time-control guidance law for anti-ship missiles. *IEEE Trans Control Syst Technol* 2006; 14(2): 260–266.
9. Jeon I, Lee J, and Tahk M. Guidance law to control impact time and angle. *IEEE Trans Aerosp Electron Syst* 2007; 43(1): 301–310.
10. Zhao S, Zhou R, Wei C, et al. Design of time-constrained guidance laws via virtual leader approach. *Chinese J Aeronaut* 2010; 23: 103–108.
11. Harl N and Balakrishnan SN. Impact time and angle guidance with sliding mode control. *IEEE Trans Control Syst Technol* 2012; 20(6): 1436–1449.
12. Zhang Y, Ma G, and Liu A. Guidance law with impact time and impact angle constraints. *Chinese J Aeronaut* 2013; 26(4): 960–966.
13. Zhang Y, Wang X, and Ma G. Impact time control guidance law with large impact angle constraint. *Proc Inst Mech Eng G J Aerosp Eng* 2015; 229(11): 2119–2131.
14. Zhou J and Yang J. Guidance law design for impact time attack against moving targets. *IEEE Trans Aerosp Electron Syst* 2018; 54(5): 2580–2589.
15. Hu Q, Han T, and Xin M. New impact time and angle guidance strategy via virtual target approach. *J Guid Control Dyn* 2018; 41(8): 1755–1765.
16. Hou D, Wang Q, Sun X, et al. Finite-time cooperative guidance laws for multiple missiles with acceleration saturation constraints. *IET Control Theory Appl* 2015; 9(10): 1525–1535.
17. Zhou J, Lü Y, Li Z, et al. Cooperative guidance law design for simultaneous attack with multiple missiles against a maneuvering target. *J Syst Sci Complex* 2018; 31(1): 287–301.
18. Liu B, Hou M, and Li Y. Field-of-view and impact angle constrained guidance law for missiles with time-varying velocities. *IEEE Access* 2019; 7: 61717–61727.
19. Li G, Wu Y, and Xu P. Adaptive fault-tolerant cooperative guidance law for simultaneous arrival. *Aerosp Sci Technol* 2018; 82: 243–251.
20. Li Z and Ding Z. Robust cooperative guidance law for simultaneous arrival. *IEEE Trans Control Syst Technol* 2019; 27(3): 1360–1367.
21. Wen G, Yu X, Yu W, et al. Coordination and control of complex network systems with switching topologies: a survey. *IEEE Trans Syst Man Cybern Syst* Epub ahead of print 9 January 2020. DOI: 10.1109/TSMC.2019.2961753.
22. Wen G and Zheng W. On constructing multiple Lyapunov functions for tracking control of multiple agents with switching topologies. *IEEE Trans Autom Control* 2019; 64(9): 3796–3803.
23. Zhao Q, Dong X, Liang Z, et al. Distributed cooperative guidance for multiple missiles with fixed and switching communication topologies. *Chinese J Aeronaut* 2017; 30(4): 1570–1581.
24. Zhou J, Wu X, Lv Y, et al. Terminal-time synchronization of multiple vehicles under discrete-time communication networks with directed switching topologies. *IEEE Trans Circuits Syst II: Exp Briefs*. Epub ahead of print 24 December 2019. DOI: 10.1109/TCSII.2019.2961779.
25. Wang X and Lu X. Three-dimensional impact angle constrained distributed guidance law design for cooperative attacks. *ISA Trans* 2018; 73: 79–90.
26. Shaferman V and Shima T. Cooperative differential games guidance laws for imposing a relative intercept angle. *J Guid Control Dyn* 2017; 40(10): 2465–2480.
27. Wang Y, Song Y, and Ren W. Distributed adaptive finite-time approach for formation–containment control of networked nonlinear systems under directed topology. *IEEE Trans Neural Netw Learn Syst* 2018; 29(7): 3164–3175.
28. Dong W, Hua Y, Zhou Y, et al. Theory and experiment on formation-containment control of multiple multirotor unmanned aerial vehicle systems. *IEEE Trans Autom Sci Eng* 2019; 16(1): 229–240.
29. Santiaguillo-Salinas J and Aranda-Bricaire E. Containment problem with time-varying formation and collision avoidance for multiagent systems. *Int J Adv Robot Syst* 2017; 14(3). DOI: 10.1177/1729881417703929.
30. Mo L, Yuan X, and Yu Y. Target-encirclement control of fractional-order multi-agent systems with a leader. *Physica A* 2018; 509: 471–479.
31. Briñón-Arranz L, Seuret A, and Pascoal A. Circular formation control for cooperative target tracking with limited information. *J Franklin Inst* 2019; 356(4): 1771–1788.
32. Wang C, Xie G, and Cao M. Forming circle formations of anonymous mobile agents with order preservation. *IEEE Trans Autom Control* 2013; 58(12): 3248–3254.
33. Zhu Q, Wu J, and Xiong R. Disturbance rejection of a class of discrete-time multi-agent systems with pinning

- control. *Int J Adv Robot Syst* 2019; 16(6). DOI: 10.1177/1729881419881542.
34. Chen F, Chen Z, Xiang L, et al. Reaching a consensus via pinning control. *Automatica* 2009; 45(5): 1215–1220.
 35. Ren W and Cao Y. *Distributed coordination of multi-agent networks: emergent problems, models, and issues*. London, U.K: Springer-Verlag, 2010, pp. 3–21.
 36. Olfati-Saber R and Murray RM. Consensus problems in networks of agents with switching topology and time-delays. *IEEE Trans Autom Control* 2004; 49(9): 1520–1533.
 37. Song L, Zhang Y, Huang D, et al. Cooperative simultaneous attack of multi-missiles under unreliable and noisy communication network: a consensus scheme of impact time. *Aerosp Sci Technol* 2015; 47: 31–41.
 38. de Dinechin F and Istoan M. Hardware implementations of fixed-point atan2. In: *Proceedings of the IEEE 22nd symposium computer arithmetic*, Lyon, France, 22–24 June 2015, pp. 34–41. IEEE.
 39. Ren W and Beard RW. Consensus seeking in multiagent systems under dynamically changing interaction topologies. *IEEE Trans Autom Control* 2005; 50(5): 655–661.