



OIST OKINAWA INSTITUTE OF SCIENCE AND TECHNOLOGY GRADUATE UNIVERSITY  
沖縄科学技術大学院大学

## Increase of turbulent drag by polymers in particle suspensions

Author	Marco Edoardo Rosti, Luca Brandt
journal or publication title	Physical Review Fluids
volume	5
number	4
page range	041301
year	2020-04-07
Publisher	American Physical Society
Author's flag	publisher
URL	<a href="http://id.nii.ac.jp/1394/00001340/">http://id.nii.ac.jp/1394/00001340/</a>

doi: [info:doi/10.1103/PhysRevFluids.5.041301](https://doi.org/10.1103/PhysRevFluids.5.041301)

## Increase of turbulent drag by polymers in particle suspensions

Marco Edoardo Rosti<sup>1,2</sup> and Luca Brandt<sup>2</sup>

<sup>1</sup>*Complex Fluids and Flows Unit, Okinawa Institute of Science and Technology Graduate University, 1919-1 Tancha, Onna-son, Okinawa 904-0495, Japan*

<sup>2</sup>*Linné Flow Centre and SeRC (Swedish e-Science Research Centre), KTH Mechanics, SE-100 44 Stockholm, Sweden*



(Received 21 May 2019; accepted 5 March 2020; published 7 April 2020)

We study the effect of spherical particles on the turbulent flow of a viscoelastic fluid and find that the drag reducing effect of polymer additives is completely lost for semidense suspensions, with the drag increasing more than for suspensions in Newtonian fluids. This different behavior is due to three separate effects. First, polymer stretching is reduced by the presence of rigid particles, thus canceling the drag reducing benefit of the viscoelastic fluid. Second, drag increase is provided by the growth of the particle and polymeric shear stresses with the particles, due to larger shear rates in the vicinity of the particle surface. Third, particles migrate towards the wall due to the shear-thinning property of the fluid, thus enhancing the particle near-wall layer and further increasing the drag.

DOI: [10.1103/PhysRevFluids.5.041301](https://doi.org/10.1103/PhysRevFluids.5.041301)

Polymer addition is an efficient strategy employed to reduce drag in wall-bounded turbulent flows; drag reductions ( $DR$ ) up to 80% have been achieved with concentrations of only few parts per million [1]. The mechanism is complex due to its multiscale nature—small amounts of microscopic polymer molecules give a significant drag reduction in the bulk flow—and its full physical understanding is still incomplete. However, significant advances have been made in understanding the phenomenon [2–8]. In particular, the drag-reducing property of polymers have been closely related to modifications of the coherent turbulent structures [9,10]. Polymers dampen near-wall vortices but enhance the streamwise kinetic energy of the near-wall streaks, with the net balance of these two opposite actions leading to a self-sustained drag-reduced turbulent flow: The polymers reduce turbulence by opposing the downwash and upwash flows generated by near-wall vortices, while they enhance streamwise velocity fluctuations in the very near-wall regions. Recent studies on this mechanism relate the stretching of the polymers to dampening of active and enhancement of hibernating turbulent phases [11,12].

Here, we add a further complexity to this problem, one that is relevant to a wide range of environmental and engineering applications: a suspended rigid phase. Turbulent, wall-bounded suspensions are often dense, i.e., the particle volume fraction  $\Phi$  is sufficiently high that particle-particle and particle-fluid interactions strongly influence the macroscopic flow dynamics, and in many cases, the suspended particles have a finite size, i.e., dimensions comparable to or larger than the smallest scales in the flow [13].

In this Rapid Communication we report direct numerical simulations of a viscoelastic fluid laden with finite-size rigid spherical particles and show that, for a semidense suspension, the

---

Published by the American Physical Society under the terms of the [Creative Commons Attribution 4.0 International](https://creativecommons.org/licenses/by/4.0/) license. Further distribution of this work must maintain attribution to the author(s) and the published article's title, journal citation, and DOI. Funded by [Bibsam](https://www.bibsam.org/).

drag increases in the presence of polymers, contrary to what is found in single-phase flows. In other words, we show that the resulting drag is larger than what is observed in a Newtonian fluid with the same particle volume fraction  $\Phi$ . The particles have two main effects on the viscoelastic flow behavior: (i) Their presence limits the polymer stretching, hence the drag reducing effects of polymers are quenched, and (ii) the larger strain rates near the particle surface increase the particles and polymeric shear stresses. In addition, (iii) the shear-thinning behavior of the fluid enhances the particle migration towards the walls, which strengthens the near-wall particle layer and further increases the overall drag.

In the simulations, we consider an incompressible fluid governed by the Navier-Stokes equations, with the non-Newtonian feature modeled by the constitutive finite extensible nonlinear elasticity-Peterlin (FENE-P) closure [14], able to capture both the elasticity and shear-thinning behaviors of polymers. In particular, the fluid is governed by the incompressible Navier-Stokes equations with the additional viscoelastic stress  $\tau_{ij}^E$  which accounts for the non-Newtonian nature of the flow, defined as  $\tau_{ij}^E = [C_{ij}/(1 - C_{kk}/L^2) - \delta_{ij}]/Wi$ . In the expression above,  $C_{ij}$  is the conformation tensor,  $L$  the dumbbell extensibility,  $\delta_{ij}$  the Kronecker delta, and  $Wi$  the Weissenberg number. The rigid particle motion is described by the Newton-Euler equations, and their presence is modeled with an immersed boundary method (IBM) [15]. We use an explicit fractional-step method to solve the system of equations, where all the terms are advanced with the third-order Runge-Kutta scheme. We include global artificial diffusion in the transport equation of the conformation tensor in the first transient part of the simulation, and then gradually reduce it while approaching the final statistical steady state regime, when it is completely removed. Also, we use a fifth-order weighted essentially nonoscillatory (WENO) scheme for the advection terms in the conformation tensor equation. Apart from that, the governing differential equations are solved on a staggered grid using a second-order central finite-difference scheme. We use a Cartesian uniform mesh in a rectangular box of size  $6h \times 2h \times 4h$ , discretized with  $960 \times 320 \times 480$  grid points, corresponding to 32 points per particle diameter. The flow is driven at a constant flow rate. The numerical code has been extensively used and validated in the past for particulate flows [16,17], turbulent Non-Newtonian flows [18,19], and multiphase problems in non-Newtonian fluids [20]. The rigid particles are assumed to be neutrally buoyant and spherical with radius  $R$  equal to one tenth of the channel half height  $h$ , i.e.,  $R = h/10$ . Fixing the particle density and size, the flow is governed by five additional nondimensional parameters: the Reynolds number  $Re$ , the Weissenberg number  $Wi$ , the particle volume fraction  $\Phi$ , the viscosity ratio  $\beta$ , and the dumbbell maximum extensibility  $L$ . We define the Reynolds number  $Re = U_b h / \nu$  based on the bulk velocity  $U_b$ , channel half height  $h$ , total kinematic viscosity  $\nu$ , and the Weissenberg number  $Wi$  as the ratio between the elastic and viscous forces, i.e.,  $Wi = \lambda U_b / h$ , with  $\lambda$  the polymer relaxation time. We performed simulations at a fixed bulk Reynolds number equal to 2800 with different Weissenberg numbers in the low drag reduction regime (LDR) [9,10] ( $Wi \in [0, 4)$ ) and particle concentrations ( $\Phi \in [0, 0.2]$ ) such that we cover different cases: a Newtonian single-phase flow ( $Wi = 0$  and  $\Phi = 0$ ), Newtonian particulate flows ( $Wi = 0$  and  $\Phi > 0$ ), non-Newtonian single-phase flows ( $Wi > 0$  and  $\Phi = 0$ ), and non-Newtonian particulate flows ( $Wi > 0$  and  $\Phi > 0$ ). If not otherwise stated,  $L = 60$  and  $\beta = 0.9$ .

Using the previous set of parameters, the single-phase Newtonian case has an average friction Reynolds number  $Re_\tau = u_\tau h / \nu$  (with  $u_\tau$  the friction velocity) equal to 180 [21], while the polymer addition provides a drag reduction  $\mathcal{DR}$  of approximately 9% for  $Wi = 2$  and 18% for  $Wi = 4$ . Here, the drag reduction is defined as  $\mathcal{DR} = (\tau_{w_N} - \tau_w) / \tau_{w_N}$ , where  $\tau_w$  is the total mean shear stress at the wall and  $\tau_{w_N}$  the value for the Newtonian case at the same volume fraction. When we introduce rigid particles in the flow, the friction Reynolds number of the suspension grows monotonically for all the Weissenberg numbers  $Wi$  considered, as shown in Fig. 1. However, the friction Reynolds number in the non-Newtonian cases ( $Wi > 0$ ) grows with the volume fraction  $\Phi$  faster than in the Newtonian fluid ( $Wi = 0$ ), which results in drag reduction ( $\mathcal{DR} > 0$ ) for small volume fractions and a drag increase ( $\mathcal{DR} < 0$ ) for high particle concentrations. This result is supported by the recent experimental measurements in Ref. [22], reported in the inset of Fig. 1, obtained in similar conditions but in a square duct and at a slightly higher Reynolds number.

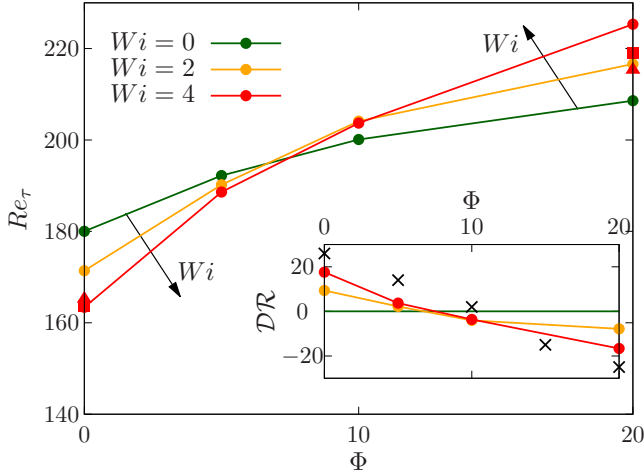


FIG. 1. Frictional Reynolds number  $Re_\tau$  as a function of the particle volume fraction  $\Phi$  for different Weissenberg numbers  $Wi$ . The inset shows the corresponding drag reduction  $DR$  computed with respect to the Newtonian multiphase case with the same volume fraction. The black crosses in the inset are experimental data taken from Ref. [22]. In the figure, all viscoelastic cases are obtained with  $L = 60$  and  $\beta = 0.9$ , except for selected cases with  $L = 190$  and  $\beta = 0.99$  (■) and  $L = 600$  and  $\beta = 0.999$  (▲).

The drag reducing effect of polymers is due to their elastic behavior, in terms of stretching and elongation: Polymers are stretched by the fluctuating shear and dissipate the accumulated energy when relaxing their length back to equilibrium [23]. In the presence of semidense particle suspensions, this mechanism is inhibited by the motion of particles that hinders the capability of the polymeric chains to fully stretch. To prove this, we report in Fig. 2 the square root of the mean of the trace of the conformation tensor  $C_{ij}$ , i.e.,  $\sqrt{\overline{C_{ii}}}$ , where the overline is used to indicate the mean value, normalized by the dumbbell maximum extensibility  $L$ . In the single-phase flow the polymers tend to strongly stretch in the near-wall regions, where we see the peak of the distribution of the

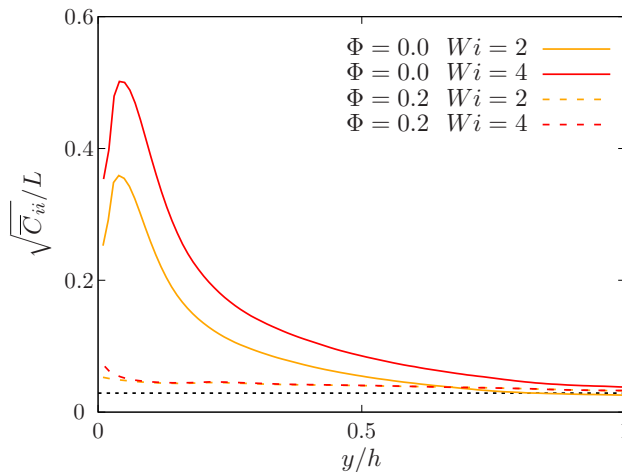


FIG. 2. Profile of the square root of the mean trace of the conformation tensor  $\overline{C_{ii}}$  normalized by the dumbbell maximum extensibility  $L$  as a function of the wall-normal distance for two different Weissenberg numbers  $Wi$ . The black dotted line is the polymer rest configuration.




FIG. 3. Side view of the viscoelastic plane channel flow laden with rigid particles studied in the present work. The color contour represents the square root of the trace of the instantaneous conformation tensor, ranging from  $0.02L$  (black) to  $0.04L$  (white).

trace of the conformation tensor, while they remain essentially coiled in the bulk of the channel, where the distribution smoothly and monotonically decreases to the minimum at the centerline. The behavior in the presence of particles is completely different: Although in the very near-wall region a moderate elongation is still present (around 20% of the single-phase flow), across most of the channel height we observe an almost flat distribution with low mean values. This behavior is due to the presence of the particles, as also visually confirmed in Fig. 3. Indeed, in the vast majority of the channel the trace of the conformation tensor is small and roughly uniform also instantaneously, except in the very near-wall regions.

While the diagonal components of the conformation tensor reduce, the polymer shear stress increases. To confirm this, we examine the mean shear stress balance across the channel. For a plane channel flow, the mean shear stress  $\bar{\tau}_{12}$  can be decomposed into the sum of the viscous shear stress  $\bar{\tau}_{12}^V = \mu d\bar{u}/dy$ , the Reynolds shear stress  $\bar{\tau}_{12}^R = -\rho \overline{u'v'}$ , the viscoelastic shear stress  $\bar{\tau}_{12}^E$ , and the particle contribution  $\bar{\tau}_{12}^P$ , with their sum being a linear function of the distance from the wall, equal to the total shear stress at the wall and null at the center of the channel. In the previous relations, the prime symbols are used to distinguish the fluctuation with respect to the mean (overline). These shear stress contributions are shown in Fig. 4 for four representative cases, all normalized by the Newtonian single-phase wall shear stress  $\tau_{wN}$ . In the Newtonian case, we observe the classical

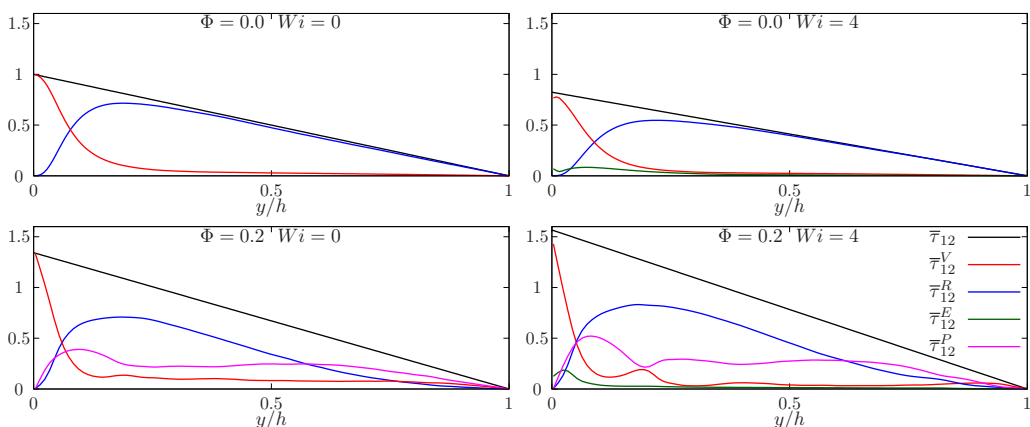


FIG. 4. Shear stress balance components across the channel for different cases. Top left: Newtonian single phase. Top right: Non-Newtonian single phase. Bottom left: Newtonian multiphase. Bottom right: Non-Newtonian multiphase. The colors are used to distinguish the total shear stress  $\bar{\tau}_{12}$ , the viscous stress  $\bar{\tau}_{12}^V$ , the shear Reynolds stress  $\bar{\tau}_{12}^R$ , the polymeric shear stress  $\bar{\tau}_{12}^E$ , and the particle stress  $\bar{\tau}_{12}^P$ .

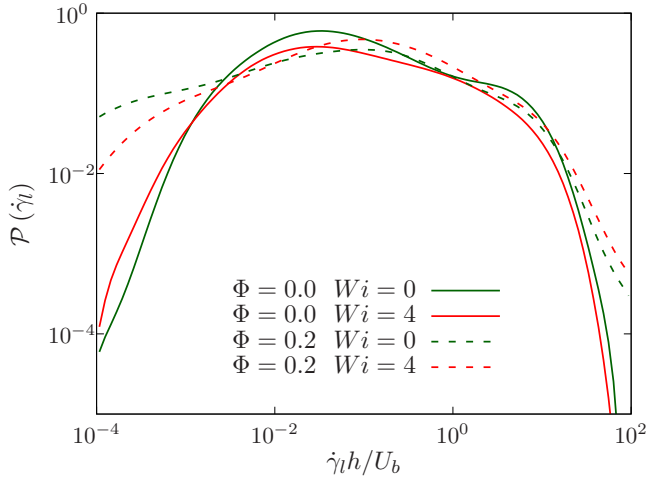


FIG. 5. Probability  $\mathcal{P}$  of the local shear rate  $\dot{\gamma}$  for the single-phase (solid line) and multiphase (dashed line) systems in Newtonian (green) and viscoelastic (red) solvents.

behavior, with  $\bar{\tau}_{12}^V$  being maximum at the wall and rapidly vanishing in the bulk of the channel and the Reynolds shear stress  $\bar{\tau}_{12}^R$  null at the wall and maximum in the near-wall region. The behavior is modified by the presence of the rigid particles; in particular, the total shear stress grows because of the particle stress contribution  $\bar{\tau}_{12}^P$  which is almost uniform across the channel, except for being null at the wall and exhibiting a maximum located at around  $y \approx R$ . Moreover, the viscous stress  $\bar{\tau}_{12}^V$  increases at the wall while the Reynolds shear stress  $\bar{\tau}_{12}^R$  decreases in the bulk of the channel. When polymers are added in a particulate flow, the total shear stress further increases. In addition to the relatively small shear stress contribution from the polymers  $\bar{\tau}_{12}^E$ , the overall drag increase is related to the growth of the Reynolds shear stress  $\bar{\tau}_{12}^R$  and to the increase of the particle  $\bar{\tau}_{12}^P$  and viscous stress  $\bar{\tau}_{12}^V$ , especially in the near-wall regions. This increase of near-wall activity is due to the shear-thinning behavior of the fluid, as will be explained later.

The loss of the drag reducing effect is explained by the increase of the Reynolds stresses upon the addition of particles, which induce local instantaneous high shear rates in their surroundings [24,25]. We show this in Fig. 5 by the probability  $\mathcal{P}$  of the local shear rate  $\dot{\gamma}_l$  for the same four cases discussed in Fig. 4. The presence of particles strongly increases the spectrum of shear rates by enhancing the probability of both weak and strong events, leading towards a more flat distribution. The presence of polymers in the particulate case further modifies the distribution by reducing the probability of low shear rates and increasing that of high shear rates. The increase of the local shear rate is not accompanied by substantial polymer stretching, as previously observed in Fig. 3, because of the different nature of the fluctuations in the suspension. It is known that in single-phase polymeric flows, turbulent fluctuations are overall damped and the flow is highly anisotropic, with strong streamwise velocity fluctuations  $u'$  and reduced wall-normal ones  $v'$ , as shown in the top panels of Fig. 6. This is associated with the strengthening of the elongated streamwise correlated streaks. On the other hand, the presence of particles induces an opposite effect: Streaks are disrupted by the particles, resulting in a decrease of  $u'$  and an increase of  $v'$ , overall leading to a more isotropic flow. The same happens in the multiphase non-Newtonian flow, as shown in the bottom panels of Fig. 6. Fluctuations and local shear rates are enhanced in the particulate non-Newtonian flow mostly in the homogeneous directions, where the mean shear is null, thus not leading to substantial polymer stretching. Not only the fluid but also the particle dynamics are modified by the presence of polymers; in particular, we measured a 7% increase of the particle kinetic energy in the presence of polymers, which is consistent with the larger particle shear stress previously observed, confirming

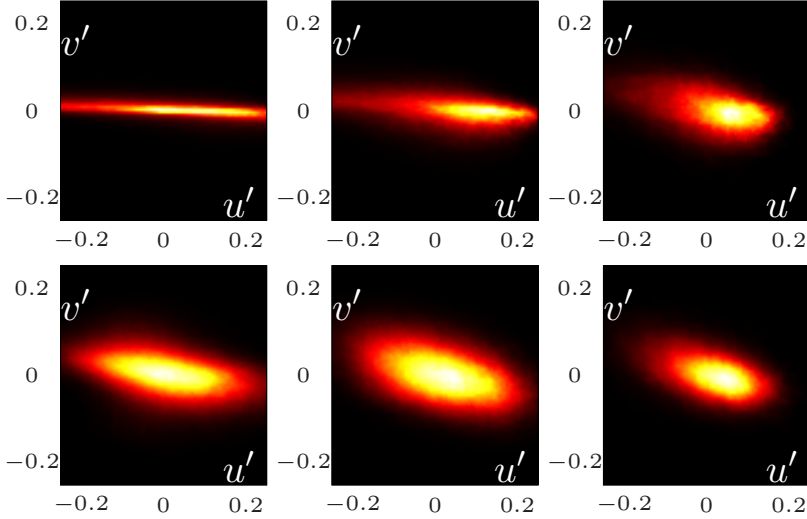


FIG. 6. Joint probability distribution function of the streamwise and wall-normal velocity fluctuations for the non-Newtonian single-phase (top) and multiphase (bottom) systems at different wall-normal distances. Left:  $y = 0.1h$ . Middle:  $y = 0.2h$ . Right:  $y = 0.4h$ .

a picture where the coupling of polymers and particles is detrimental in terms of drag reduction due to an increased particle interaction.

As seen, the presence of the particles in a viscoelastic fluid reduces the polymer stretching and the consequent drag reduction and induces an increase of the total shear stress also by the growth of the polymeric shear stress, due to regions of high strain close to the particle surface. One additional effect responsible for further drag increase arises when the fluid is shear thinning: particle migration towards the wall. We show the local mean particle concentration  $\Phi_l$  across the channel in Fig. 7

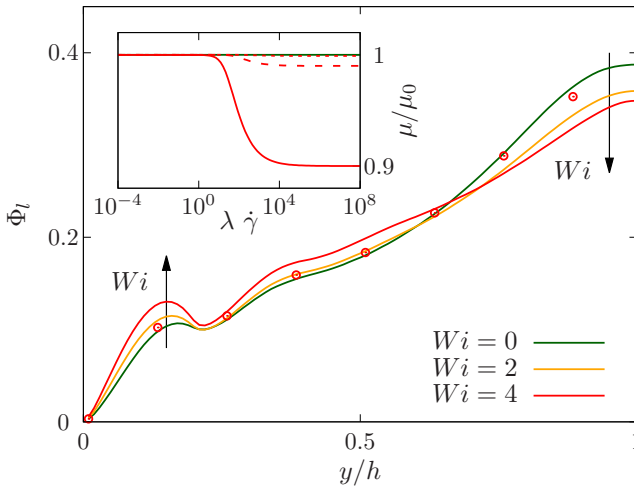


FIG. 7. Mean particle local volume fraction  $\Phi_l$  as a function of the wall normal distance for  $\Phi = 0.2$  and three Weissenberg numbers  $Wi$ . The red symbol shows the concentration profile for  $\beta = 0.999$ . The inset figure reports the rheological curve for all the cases with  $\beta = 0.9$  (solid line),  $\beta = 0.99$  (dashed line), and  $\beta = 0.999$  (dotted line).



and observe that particles tend to concentrate in the middle of the channel [17] and in a near-wall layer, as demonstrated by the peaks of the local volume fraction at  $y = h$  and  $y \approx R$  [16]. In particular, the latter expresses the tendency of finite-size rigid particles to accumulate close to the walls, which has been recognized to be mainly responsible for the increase in drag in turbulent suspension flows. In the viscoelastic cases, the concentration in the bulk of the channel reduces while the near-wall peak increases, inducing a further increase in the overall drag; this behavior is caused by the shear-thinning property of the fluid, which is well known to induce particle migration towards the wall [26]. Indeed, in viscoelastic Poiseuille flows two different attractors exist for a suspended particle, one at the wall and one at the centerline. The former depends on the level of shear thinning with pronounced shear thinning increasing the wall attraction. To quantify this effect on the drag modifications, we have performed additional simulations at  $\Phi = 0$  and 0.2 with different levels of shear thinning, displayed by the rheological curves in the inset of Fig. 7. In particular, we have varied  $\beta$  and  $L$  keeping the product  $L^2(1 - \beta)$  constant in order to have a similar amount of drag reduction as in the single-phase case [27]. As reported in Fig. 1, we observe that the drag decreases as the shear-thinning effect is reduced in the particulate case at  $\Phi = 0.2$ , but remaining larger than the one measured in a Newtonian solvent in the range of parameters studied here. The reduced level of drag increase is due to the loss of the particle migration: Indeed, in Fig. 7 we can observe that the particle concentration profile in the viscoelastic case with  $\beta = 0.999$  is approximately equal to what is found in the Newtonian carrier fluid.

To conclude, we have studied viscoelastic turbulent flows of particle suspensions by means of direct numerical simulations. We have shown that, in the presence of a moderate concentration of particles in the low drag reduction regime, the beneficial effect of polymers in terms of drag reduction are lost, and an increase in drag is observed for sufficiently dense suspensions. The inhibition of the drag reducing mechanism in the presence of particles is due to the quenching of the stretching of the polymers which essentially nullifies the elastic behaviors of the fluid. On the other hand, the further increase in drag is due to an increase of the particle and polymeric shear stresses, especially close to the particle surface, and to the strengthening of the particle near-wall layer induced by their migration towards the wall due to the shear-thinning fluid behavior. The combination of these three effects explains the increase of drag in semidense and dense particulate suspensions in viscoelastic fluids.

L.B. was supported by the ERC-2013-CoG-616186 TRITOS grant and by the Swedish Research Council, VR 2014-5001, and acknowledge the computer time provided by SNIC (Swedish National Infrastructure for Computing).

## APPENDIX: CODE VALIDATION

The numerical code used in the present Rapid Communication has been extensively used and validated for single-phase and multiphase flows of shear-thinning, viscoelastic, and elastoviscoplastic fluids with more details on the algorithm and validation campaign discussed in previous publications [17–20,28,29].

For the sake of completeness, we provide here a further validation of our code by comparing the angular velocity of a sphere in an homogeneous viscoelastic simple shear flow, described by the Oldroyd-B model, against experimental and numerical data found in the literature [30,31]. We chose a rectangular domain of size  $8R \times 4R \times 4R$  in the streamwise  $x$ , wall-normal  $y$ , and spanwise  $z$  directions, with  $R$  the particle radius. The numerical domain is discretized with 32 grid points per particle diameter as in the rest of the work. The particle is initially positioned at the center of the box and a constant shear rate ( $\dot{\gamma}_0$ ) is applied, generated by the two parallel walls moving in the  $x$  direction. Periodic boundary conditions are considered in the  $y$  and  $z$  directions. The particle Reynolds number  $Re$  is set equal to 0.025 and the Weissenberg number  $Wi$  is varied in the range from 0 up to 2. Figure 8 reports our results and those from the literature; as can be seen, there



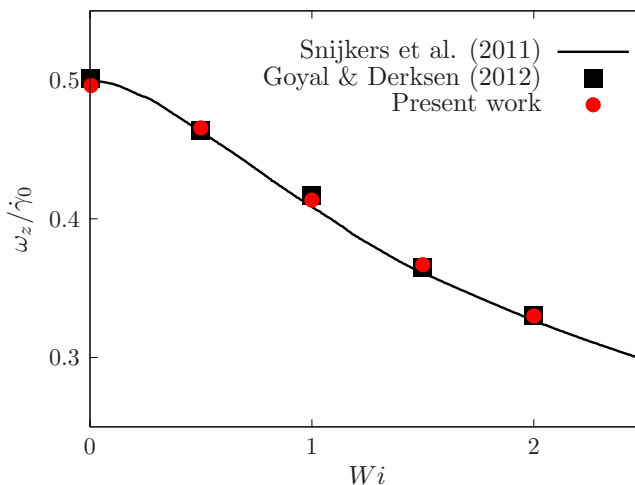


FIG. 8. Profiles of the ratio of the particle angular velocity to the applied shear rate  $\omega_z/\dot{\gamma}_0$  as a function of the Weissenberg number  $Wi$ . In the figure we compare our results (red circle) with those obtained by Snijkers *et al.* [30] (solid black line) and Goyal and Derksen [31] (black square).

is an excellent agreement between our numerical results and the results previously obtained, thus confirming the validity of the present numerical implementation.

- 
- [1] P. S. Virk, Drag reduction fundamentals, *AIChE J.* **21**, 625 (1975).
  - [2] J. L. Lumley, Drag reduction in turbulent flow by polymer additives, *J. Polym. Sci.: Macromol. Rev.* **7**, 263 (1973).
  - [3] J. M. J. Den Toonder, M. A. Hulsen, G. D. C. Kuiken, and F. T. M. Nieuwstadt, Drag reduction by polymer additives in a turbulent pipe flow: Numerical and laboratory experiments, *J. Fluid Mech.* **337**, 193 (1997).
  - [4] K. R. Sreenivasan and C. M. White, The onset of drag reduction by dilute polymer additives, and the maximum drag reduction asymptote, *J. Fluid Mech.* **409**, 149 (2000).
  - [5] P. K. Ptasinski, B. J. Boersma, F. T. M. Nieuwstadt, M. A. Hulsen, B. H. A. Van den Brule, and J. C. R. Hunt, Turbulent channel flow near maximum drag reduction: Simulations, experiments and mechanisms, *J. Fluid Mech.* **490**, 251 (2003).
  - [6] T. Min, J. Y. Yoo, H. Choi, and D. D. Joseph, Drag reduction by polymer additives in a turbulent channel flow, *J. Fluid Mech.* **486**, 213 (2003).
  - [7] V. S. Lvov, A. Pomyalov, I. Procaccia, and V. Tiberkevich, Drag Reduction by Polymers in Wall Bounded Turbulence, *Phys. Rev. Lett.* **92**, 244503 (2004).
  - [8] G. Boffetta, A. Celani, and A. Mazzino, Drag reduction in the turbulent Kolmogorov flow, *Phys. Rev. E* **71**, 036307 (2005).
  - [9] Y. Dubief, V. E. Terrapon, and J. Soria, On the mechanism of elasto-inertial turbulence, *Phys. Fluids* **25**, 110817 (2013).
  - [10] Y. Dubief, C. M. White, V. E. Terrapon, E. S. G. Shaqfeh, P. Moin, and S. K. Lele, On the coherent drag-reducing and turbulence-enhancing behaviour of polymers in wall flows, *J. Fluid Mech.* **514**, 271 (2004).
  - [11] L. Xi and M. D. Graham, Active and Hibernating Turbulence in Minimal Channel Flow of Newtonian and Polymeric Fluids, *Phys. Rev. Lett.* **104**, 218301 (2010).
  - [12] L. Xi and M. D. Graham, Dynamics on the Laminar-Turbulent Boundary and the Origin of the Maximum Drag Reduction Asymptote, *Phys. Rev. Lett.* **108**, 028301 (2012).

- [13] S. Balachandar and J. K. Eaton, Turbulent dispersed multiphase flow, *Annu. Rev. Fluid Mech.* **42**, 111 (2010).
- [14] A. Peterlin, Hydrodynamics of macromolecules in a velocity field with longitudinal gradient, *J. Polym. Sci., Polym. Lett.* **4**, 287 (1966).
- [15] W. P. Breugem, A second-order accurate immersed boundary method for fully resolved simulations of particle-laden flows, *J. Comput. Phys.* **231**, 4469 (2012).
- [16] P. Costa, F. Picano, L. Brandt, and W. P. Breugem, Universal Scaling Laws for Dense Particle Suspensions in Turbulent Wall-Bounded Flows, *Phys. Rev. Lett.* **117**, 134501 (2016).
- [17] I. Lashgari, F. Picano, W. P. Breugem, and L. Brandt, Laminar, Turbulent, and Inertial Shear-Thickening Regimes in Channel Flow of Neutrally Buoyant Particle Suspensions, *Phys. Rev. Lett.* **113**, 254502 (2014).
- [18] M. E. Rosti and L. Brandt, Numerical simulation of turbulent channel flow over a viscous hyper-elastic wall, *J. Fluid Mech.* **830**, 708 (2017).
- [19] A. Shahmardi, S. Zade, M. N. Ardekani, R. J. Poole, F. Lundell, M. E. Rosti, and L. Brandt, Turbulent duct flow with polymers, *J. Fluid Mech.* **859**, 1057 (2019).
- [20] D. Izbassarov, M. E. Rosti, M. Niazi Ardekani, M. Sarabian, S. Hormozi, L. Brandt, and O. Tammisola, Computational modeling of multiphase viscoelastic and elastoviscoplastic flows, *Int. J. Numer. Methods Fluids* **88**, 521 (2018).
- [21] J. Kim, P. Moin, and R. Moser, Turbulence statistics in fully developed channel flow at low Reynolds number, *J. Fluid Mech.* **177**, 133 (1987).
- [22] S. Zade, F. Lundell, and L. Brandt, Turbulence modulation by finite-size spherical particles in Newtonian and viscoelastic fluids, *Int. J. Multiphase Flow* **112**, 116 (2019).
- [23] I. Procaccia, V. S. L'vov, and R. Benzi, Colloquium: Theory of drag reduction by polymers in wall-bounded turbulence, *Rev. Mod. Phys.* **80**, 225 (2008).
- [24] M. Yang and E. S. G. Shaqfeh, Mechanism of shear thickening in suspensions of rigid spheres in Boger fluids. Part II: Suspensions at finite concentration, *J. Rheol.* **62**, 1379 (2018).
- [25] M. Yang and E. S. G. Shaqfeh, Mechanism of shear thickening in suspensions of rigid spheres in Boger fluids. Part I: Dilute suspensions, *J. Rheol.* **62**, 1363 (2018).
- [26] D. Stoecklein and D. Di Carlo, Nonlinear microfluidics, *Anal. Chem.* **91**, 296 (2018).
- [27] S. Tamano, M. Itoh, S. Hotta, K. Yokota, and Y. Morinishi, Effect of rheological properties on drag reduction in turbulent boundary layer flow, *Phys. Fluids* **21**, 055101 (2009).
- [28] D. Alghalibi, I. Lashgari, L. Brandt, and S. Hormozi, Interface-resolved simulations of particle suspensions in Newtonian, shear thinning and shear thickening carrier fluids, *J. Fluid Mech.* **852**, 329 (2018).
- [29] F. De Vita, M. E. Rosti, D. Izbassarov, L. Duffo, O. Tammisola, S. Hormozi, and L. Brandt, Elastoviscoplastic flow in porous media, *J. Non-Newtonian Fluid Mech.* **258**, 10 (2018).
- [30] F. Snijkers, G. D'Avino, P. L. Maffettone, F. Greco, M. A. Hulsen, and J. Vermant, Effect of viscoelasticity on the rotation of a sphere in shear flow, *J. Non-Newtonian Fluid Mech.* **166**, 363 (2011).
- [31] N. Goyal and J. J. Derksen, Direct simulations of spherical particles sedimenting in viscoelastic fluids, *J. Non-Newtonian Fluid Mech.* **183**, 1 (2012).