

Spring 5-10-2016

Wood County Project Connect: Final Report for Event Held October 14, 2015

Melissa W. Burek

Bowling Green State University, mwburek@bgsu.edu

Mamta Ojha

Bowling Green State University

Joelle Bridges

Bowling Green State University

Follow this and additional works at: https://scholarworks.bgsu.edu/crim_just_pub



Part of the [Social and Behavioral Sciences Commons](#)

Repository Citation

Burek, Melissa W.; Ojha, Mamta; and Bridges, Joelle, "Wood County Project Connect: Final Report for Event Held October 14, 2015" (2016). *Criminal Justice Faculty Publications*. 111.

https://scholarworks.bgsu.edu/crim_just_pub/111

This Report is brought to you for free and open access by the Human Services at ScholarWorks@BGSU. It has been accepted for inclusion in Criminal Justice Faculty Publications by an authorized administrator of ScholarWorks@BGSU.

Wood County Project Connect

Final Report for Event Held October 14, 2015

Written and Prepared by:

**Melissa W. Burek, Ph.D.,
Mamta Ojha, Ph.D., and
Joelle Bridges, Graduate Student
of
Bowling Green State University
Department of Human Services
223 Health and Human Services Building
Bowling Green, Ohio 43403
419-372-2326 (main office)
419-372-2400 (fax)**

May 2016

TABLE OF CONTENTS

| | |
|--|-----|
| INTRODUCTION..... | 3 |
| GOALS | 4 |
| EVENT PROMOTION | 5 |
| SUMMARY HIGHLIGHTS | 6 |
| GUESTS | 6 |
| VOLUNTEERS..... | 6 |
| PROVIDERS..... | 7 |
| PC PROCESS: DAY OF THE EVENT | 8 |
| REPORT METHODOLOGY | 8 |
| RESULTS..... | 9 |
| GUESTS | 9 |
| VOLUNTEERS..... | 21 |
| PROVIDERS..... | 26 |
| BGSU RESEARCH TEAM FINAL RECOMMENDATIONS | 30 |
| REFERENCES..... | 31 |
| INDIVIDUAL PROVIDER REPORTS..... | 32 |
| APPENDIX..... | 156 |

LIST OF TABLES AND FIGURES

| | |
|--|-----------|
| TABLE 1. NUMBER OF GUESTS WISHING TO CONNECT TO SERVICES | 9 |
| TABLE 2. QUESTION 2 RESULTS FROM RSAF SURVEY | 11 |
| TABLE 3. HOW GUESTS HEARD ABOUT PC..... | 12 |
| TABLE 4. MODES OF GUEST TRANSPORTATION TO PC EVENT | 12 |
| TABLE 5. GUEST DESCRIPTIVES..... | 13 |
| TABLE 6. RESIDENCE STATUS CHARACTERISTICS OF GUESTS VISITING PC | 15 |
| TABLE 7. INCOME AND BENEFIT ASSISTANCE OF GUESTS..... | 17 |
| TABLE 8. REASONS FOR ATTENDING EVENT | 18 |
| TABLE 9. VOLUNTEER DEMOGRAPHICS..... | 22 |
| TABLE 10. POSITIVE ASPECTS OF PC ACCORDING TO COLLECTIVE PROVIDER COMMENTS | 28 |
| TABLE 11. PROVIDERS' RATINGS ON VARIOUS ASPECTS OF PROJECT CONNECT | 29 |
| FIGURE 1. NUMBER TIMES HOMELESS LAST THREE YEARS | 19 |
| FIGURE 2. HOW HELPFUL GUESTS FOUND INFORMATION AT PROJECT CONNECT 2015 | 19 |
| FIGURE 3. GUESTS' RESPONSES TO GETTING WHAT THEY CAME FOR | 20 |
| FIGURE 4. NEW ATTENDANCE PROJECT CONNECT 2015..... | 20 |
| FIGURE 5. TANGIBLES AND TAKEAWAYS OVER PAST THREE YEARS..... | 21 |
| FIGURE 6. VOLUNTEERS' ASSESSMENT OF BEING ADEQUATELY TRAINED | 23 |
| FIGURE 7. VOLUNTEERS' RESPONSES TO WHERE TO TURN TO FOR HELP | 23 |
| FIGURE 8. VOLUNTEERS' OPINIONS ON THE EVENT | 24 |
| FIGURE 9. EXPECTATIONS OF PROVIDERS MET | 26 |
| FIGURE 10. RESPONDENTS' AGREEMENT WITH ACCESS TO SUPPORTIVE SERVICES..... | 27 |

Wood County, Ohio: Project [Homeless] Connect

INTRODUCTION

Homelessness is a complex and dynamic issue, which is affected by social factors like addiction, mental illness, and familial causes as well as structural factors like poor economic conditions, absence of employment opportunities, inadequate low cost housing, and deficient mental health services (Mago, Morden, & Fritz, et. al., 2013). To combat this dynamic and complex issue of homelessness, the response also needs to be dynamic and complex. The services need to target both social and structural factors and services need to be tailored to individual needs.

Project Homeless Connect (PHC) is designed to provide immediate goods and services to homeless individuals and those nearing homelessness. PHC provides basic needs and critical services in one day at one location. Along with providing valuable and necessary services to help alleviate homelessness, an additional positive outcome for service providers is the opportunity to network with different agency members, and reinforce relationships, collaborations, and partnerships. It originated in San Francisco and was later adopted and revised by the U.S. Interagency Council on Homelessness (USICH) to decrease homelessness in major American cities (Knetch & Martinez, 2009). PHC was created following the premises of the former President George W. Bush Administration's policy of compassionate conservatism and the "armies of compassion" model, which "sought to rebuild public-private relationships to address social problems and avoid increasing government spending" (Knetch & Martinez, 2009, p. 522). More than 170 cities in the United States, Canada, and Australia have adopted the PHC project.

On October 14, 2015, Wood County, Ohio held its third Project Connect (PC) event at St. Mark's Lutheran Church in Bowling Green, Ohio. Co-Chairs for PC 2015 were: Jamie Brubaker of United Way of Wood County, Jane Rosser of Bowling Green State University, and Don Neifer of St. Mark's Lutheran Church. Planning for PC began in April of 2015. County Commissioner Doris Herringshaw served as Honorary Chair. Twelve sub-committees, two were added after PC 2014 and these are marked by *, comprised the Steering Committee covering the following areas:

1. Logistics, chaired by Don Neifer and co-chair Erin Hachtel
2. Publicity, chaired by Tricia Peters and co-chair Esther Nagel
3. Volunteers, chaired by Katie Stygles
4. Intake/Social Workers, chaired by Shannon Fisher and co-chair Willa Thomas
5. Transportation, chaired by Sandy Milligan
6. Administration, chaired by Dr. Melissa W. Burek and co-chair Dr. Mamta Ojha
7. Health and Wellness, chaired by Judy Kellermeier and co-chair Rhonda Stoner
8. Housing/Education/Social Service Providers, chaired by Kathy Mull
9. Hot Meal, co-chaired by Cindy Tyrrell
10. Personal Care and Tangible Goods, chaired by Deanna Lamb and co-chairs Robert Grogan and Jo Tutolo
11. Hair Care*, chaired by Lori Fox
12. Child Care*, chaired by Erika Sleek

GOALS

There were six primary goals for the second annual event:

1. Serve 200-300 individuals and families who are in need of supportive services
2. Gain additional quantifiable data for people at risk or experiencing homelessness by following the steps below:
 - a. Identify needs and gaps in services
 - b. Develop new ways to meet these needs
 - c. Track success of 2015 guests
3. Host 50 services providers offering the following services: Hot meal, clothing, haircuts, food, medical care, dental care, substance abuse and mental health services, IDs, housing, legal information, employment assistance, and information to increase access to basic services
4. Recruit 350 volunteers with a focus on hosts and hot meal delivery
5. Increase provider membership and program coordination for the Continuum of Care Wood County
6. Increase community awareness of challenges in our community regarding the risk of homelessness and the services available to those in need


Each of the above-noted goals was fulfilled or exceeded expectations, respectively with the exception of goal number 4. To illustrate:

1. 311 adults and children attended the event with 30% having attended last year's PC
2. Data were gathered through intake forms at the event on 312 households. In addition, 267 guests completed all data collection forms designed for the event (i.e., intake, welcome sheet, and exit surveys). Guests were asked to provide their contact information if they consented to be contacted for focus groups and follow up activities.
3. 55 providers were present with 10 being first time at event providers
4. 245 individuals served as volunteers during the planning stages and on the day of the event. The recruitment fell short by 105 volunteers.
5. The successful execution of the third PC event in Wood County on October 14, 2015, like the two previous events, was contingent upon having numerous providers in one location. This was accomplished, thereby further expanding the reach and awareness of the mission of the Continuum of Care of Woody County Additional evidence in support of this goal involved all parties to the event:
 - a. 87% of guests reported they were very satisfied with the services or programs available at PC 2015.
 - b. 85% of volunteers gained knowledge of where to turn to for help should they or something they know become at risk for homelessness and 100% would volunteer again for PC.
 - c. Approximately 90% of providers strongly agreed/agreed that the event increased provider membership and program coordination for Continuum of Care Wood County
6. Met by 5 a-c above and the following evidence:


- a. 89% of guests reported getting more than expected or as they expected at PC.
- b. 92% of volunteers reported a change in perspective on essential services that may be lacking for the disadvantaged or at risk of experiencing homelessness
- c. 96% of the providers report they would participate in an event like PC in the future.

EVENT PROMOTION

The event was promoted via posters and flyers displayed across Wood County and distributed to schools. Information about the event was also announced in various press releases and on Facebook and the Continuum of Care of Wood County’s website. Below was the main design:



*Outside, In the Car, Staying
With Friends, Couch Surfing,
Homeless, Worried?*



**Let’s Work Together To Make
A Change**

October 14, 2015 9 am – 3 pm
St. Mark’s Lutheran Church 315 S. College Dr., Bowling Green



PROJECT CONNECT is a One-Day, One-Stop event with FREE goods and services for Wood County families, elders, veterans, and singles.
 Child care is available during the event.

- Housing resources
- Hot meal
- Hair cut
- Job help
- Personal care items
- Dental care

- Mental Health
- Substance Abuse
- Financial advice
- Vision screening
- Birth certificates
- Legal aid


- Spanish interpreters
- Clothing
- Health screening
- Groceries
- Pet care vouchers
- ...and more!

Pre-register from Sept. 1 – Oct. 9 by calling 211 or 1-800-650-HELP

Project Connect is a collaboration of agencies, individuals, churches, organizations and businesses who care about the people of Wood County.
 Find us online at
<http://tinyurl.com/PCWvolunteer2015>
 and on facebook at
www.facebook.com/ProjectConnectWoodCounty

Need Help Today?
 Call 211 or
 1-800-650-HELP
 a FREE call for
 information



SUMMARY HIGHLIGHTS

The observations that follow details summary information on participants, volunteers, and providers served at the first Wood County Project Connect event held on October 14 2014 at St. Mark's Church in Bowling Green, Ohio. A preliminary version of what is presented below was distributed to the Steering Committee members on October 29, 2015. The information presented below is based on data collected via Guest Welcome Forms, Intake Forms, and Exit Survey of guests, volunteers, and providers.

GUESTS (N = 312)

- ~311 Adults and children attended
 - 30% reported attending last year's event
- 312 Households (248 in 2014) completed Intake Forms either onsite or pre-registered
 - ~782 adults and children reside in these households (~465 in 2014)
- 297 Welcome Forms completed
- 267 Exit surveys completed
- Main Reason Reported by Guests for Attending PC
 - 46% Clothes/Coat
 - 31% Haircut
 - 19% Dental Care
 - 16% Hot Meal
 - 16% Need Housing
 - 12% Job Help
 - 8% Food/Groceries
 - 6% Medical Related
 - 7% Other (e.g., assistance with home and car repair, holiday help, education, bed, drapes, and pets)
 - 5% Birth Certificate
 - 4% Help with Utilities and Bills
- 89% of guests reported getting more than expected or as they expected at PC
- 87% were very satisfied with the services or programs available at PC event; 12% were somewhat satisfied
- 88% found the information available at PC very helpful; 11% reported somewhat helpful
- 91% were very satisfied with the event overall; 8% were somewhat satisfied with the event
- 28% attended 2014 Project Connect and 69% were new to the event

GOODS & SERVICES PROVIDED 2015

- 516 Hot Meals
- ~300 Bags of Food
- 350 Personal Hygiene Kits
- \$300 The Fringe Store Vouchers
- \$540 Kroger & Meijer Gift Cards
- 25 Laundry Cards
- 100+ Birth Certificates
- 115 Haircuts
- 61 Flu Shots
- 60 Vision Screenings
- 22 Dental

VOLUNTEERS (N = 175)

- 245 Volunteers
 - Over half were hosts followed by dining and food area volunteers
- Volunteers served an average of 3.8 hours

- 87% reported being adequately trained to perform their duties
 - 44% felt fully prepared and 35% felt adequately prepared to carry out the responsibilities of their position
- 97% reported their experience as a volunteer very much so or mostly met their expectations
- Volunteer experience prior to PC
 - 40% A lot
 - 38% Some
 - 29% A little
 - 5% PC was their first volunteer experience
- Percentages reporting a change in perspective on essential services that may be lacking for the disadvantaged or at risk of experiencing homelessness
 - 49% Very much
 - 36% Somewhat
 - 7% A little
 - 8% Not at all
- 85% of volunteers responded affirmatively that they have gained knowledge of where to turn for help, should they or someone they know be in needs of essential services or at risk of experiencing homelessness
- 100% would volunteer at PC again
- 94% thought the event was well-organized
- 91% reported receiving an appropriate level of assistance to carry out their duties
- 97% stated the volunteer experience gave them a sense of accomplishment
- 96% felt welcomed and appreciated for the work they did
- 89% agreed they had plenty to do
- 94% would volunteer again

PROVIDERS (N = 55)

- 55 Providers
 - 10 first time providers
 - 55 individuals represented their respective agencies
- 93% of the providers reported that the event met their expectations with 27% reporting that the experience exceeded their expectations and 35% reported that it was better than expected
- 96% of the providers reported they would participate in an event like PC in the future
- Over 90% of providers rated the following aspects of PC 2015 as good or excellent
 - Location
 - Duration
 - Participation by community providers
 - Level of support provided by PC organizers
 - Availability of event organizers and volunteers
 - Opportunities to interact with community members at the event
- Approximately 90% of providers strongly agreed or agreed that

- The event was well-organized.
- Providing goods/services at Project Connect was a good use of their agency's time.
- The event increased provider membership and program coordination for Continuum of Care Wood County.

PC PROCESS: DAY OF EVENT

As occurred in 2014, guests entered the main door of St. Mark's Lutheran Church where the PC event was held. They were paired with a PC Host Volunteer who handed the guests a "Welcome Packet" that included information on what to expect at the event and a form where guests could indicate which services they would like to connect while at PC. This latter form is what the guests were instructed to complete while waiting for intake. At intake, guests met with a PC Intake Volunteer for about 10-15 minutes to complete a needs assessment and screening form. The purpose of the intake form was to help PC representatives understand guests' immediate needs so they could focus on these as they went through PC. Intake Volunteers were instructed to identify priority services, but guests could visit any provider they wished. New to PC 2014 and then repeated in 2015, Intake Volunteers highlighted these priority areas on a "Services At-A-Glance" sheet that listed the providers available under specific headings that best described the providers' services offered that day.

At any time over the course of the event, guests could eat a hot meal. After the guests connected to the providers and services, guests could visit the tangible good areas of the church and pick up clothes vouchers, personal care items, and a tote bag of groceries.

REPORT METHODOLOGY

In 2013, Bowling Green State University researchers, Melissa W. Burek, Adam Watkins, and Mamta Ojha, hereinafter BGSU Research Team, developed two data collection instruments (see Appendix) to gather information on guest demographics, living situations, income sources, guest needs, and requests for services to connect with while in attendance at PHC. These forms were utilized again this year in order to capture reliable comparisons between the two years. These two forms were (1) Request for Services and Appointment form, also called the "Welcome form," which was slightly modified based on results from 2013 and 2014 reports. This form was completed by guests while they were waiting to enter the intake area with the assistance of their Host Volunteers and (2) Needs Assessment and Screening Intake form, which was completed by an Intake Volunteer with individual guests. Responses collected from three other survey instruments that had been used at other PHCs to gather feedback on the event from guests, volunteers, and providers were also analyzed (see Appendix). The Services At-A-Glance form was new in 2014 and was developed based on recommendations that came out of last year's written report and verbal communication with the 2013 Project Homeless Connect Steering Committee. The purpose of this form was to help the Host Volunteers better match guests with the three priority services and locating other services that were of interest to their guests.

As was done in previous years, in order to ensure the data collected from guests could be matched from entry to exit, each PC guest was given a set of unique identification labels with a PC guest number that were placed on the above-noted guest instruments. To confidentially track the characteristics of guests connecting with specific agencies and services, guests were directed to place a label on designated sheets as they visited providers. After the event, all completed data collection instruments were given to the BGSU Research Team for data entry and analyses. Results for 2015 are reported on PC as a collective whole and then for each provider that had at least one guest connection. It is important to note that not all respondents

attending PC completed all three forms and if guests did not go through intake, they likely did not have the identification labels in hand to give to providers.

At the end of the event, we collected responses from 312 guest intake forms (including pre-registered guests who came through PC). Last year, 221 intake forms were completed. Complete packets (i.e., Intake, Welcome Forms, Services At-A-Glance, and Exit Survey) were available for analysis on 267 guests whereas in 2014, there were 163. There were 175, up 51 over PC 2014, Volunteer Exit and 55 Provider Exit forms completed in 2015. This report presents findings based on the most complete data we were able to collate across the various instruments disseminated at the PC event. Results are reported according to group membership of guests, volunteers, and providers.

RESULTS: GUESTS

Findings from Request for Services and Appointment Form

As stated in the previous section, three primary data collection instruments were administered to guests over the course of the event. The first survey was a Request for Services and Appointment Form (RSAF), also known as the Welcome Form (see Appendix). Guests were asked to indicate with an "X" if they wanted to connect to eight general services and their subcategories that were present at the event. In addition, there were three questions on the form that asked guests about other services that were not available that day but were still of interest to them, how they found out about PHC, and how they traveled to the event. Table 1 indicates the raw number of guests who indicated they wished to connect to a particular service in 2013, 2014, and 2015.

Since the event also strives to meet the needs of guests in the future, the RSAF also asked respondents to indicate what other services of interest to them, but were not available at the date of the event. Stress management and smoking cessation/quit smoking programs or services were the top two requests. Table 2 below displays the results for services not available but sought. The responses from one question on the RSAF and one question on the Exit Survey were combined to capture the total picture as to how guests found out about PC. The majority of respondents indicated that the top three ways by which guests found about PC were (1) Social Media/Facebook; (2) News; and (3) Referrals from other agencies or service providers. Table 3 presents the distribution of these and other promotion types for the event.

Table 1. Number of Guests Wishing to Connect To Services

| Service | 2013 (n = 121) | 2014 (n=142) | 2015 (n = 294) |
|--------------------------------|-------------------|-----------------|-------------------|
| Benefits & Services | | | |
| Email/Internet | 18 | 14 | n/a |
| Health Coverage | 39 | 10 | 35 |
| Legal Aid/Legal Issues | 22 | 27 | 30 |
| Offender Reentry | 6 | 2 | 4 |
| Veterans Services | 3 | 7 | 6 |
| WIC | 9 | 3 | 10 |
| Transportation | n/a | n/a | 53 |
| Social Security | n/a | n/a | 29 |
| Budgeting | n/a | n/a | 20 |

| Table 1. continued... Service | 2013 (n = 121) | 2014 (n=142) | 2015 (n = 294) |
|--|---------------------------------|-------------------------------|---------------------------------|
| Children & Family | | | |
| Budgeting | 21 | 20 | 11 |
| Domestic Violence Services | 6 | 2 | 2 |
| Holiday Help | 72 | 76 | 133 |
| Parenting Class | 8 | 5 | 7 |
| Resources for School-Aged Children | 19 | 9 | 30 |
| Pet/Animal Care | n/a | n/a | 81 |
| Employment & Education | | | |
| Developmental Disabilities | 14 | 5 | 7 |
| Employment | 51 | 28 | 49 |
| Go Back to School | 24 | 16 | 42 |
| Pre-School | n/a | n/a | 6 |
| Forms & Documents | | | |
| Birth Certificate | 25 | 21 | 78 |
| ID Information | 15 | 6 | 18 |
| Social Security Card | 17 | 9 | 42 |
| Housing | | | |
| Emergency Shelter | 16 | 13 | 6 |
| Housing/Afford. Rental | 68 | 49 | 71 |
| Utilities | 50 | 47 | 72 |
| Home Repair/Maintenance | n/a | n/a | 34 |
| Medical Care | | | |
| Blood Glucose | 14 | 22 | 16 |
| Blood Pressure | 21 | 30 | 19 |
| Dental Care | 77 | 64 | 88 |
| Eye Screening | 64 | 53 | 79 |
| Flu & Immunizations | 36 | 37 | 54 |
| Hearing | 28 | 22 | n/a |
| HIV/AIDS Screening | 9 | 7 | n/a |
| Medical/Healthcare Services | 32 | 13 | 20 |
| Prescription Drug Services | 19 | 9 | 24 |
| Breast Health | n/a | n/a | 9 |
| Podiatry/Foot Care | n/a | n/a | 23 |
| Mental Health & Addiction Services | | | |
| Alcohol Addiction | 3 | 1 | 1 |
| Drug Addiction | 3 | 3 | 2 |
| Mental Health | 19 | 10 | 23 |
| Personal Care | | | |
| Clothing | 95 | 110 | 207 |
| Food Assistance | 127 | 130 | 213 |
| Haircut | 55 | 76 | 110 |
| Massage | 46 | 41 | 83 |
| Spiritual Care | 14 | 17 | 19 |

| Table 1. Continued... Service | 2013 (n = 121) | 2014 (n=142) | 2015 (n = 294) |
|--|-------------------|-----------------|-------------------|
| Stress Management | n/a | n/a | 49 |
| Other – Please Specify Below | | | |
| Car Repair/Transportation | 12 | 4 | See Above |
| Gas Assistance | n/a | n/a | 10 |
| Baby Care | 4 | 2 | 6 |
| Senior Service | 0 | 1 | 0 |
| Personal Hygiene | n/a | n/a | 4 |
| Other | n/a | n/a | 8 |

Table 1 presents the services the guests were wishing to connect with while at PC. Most services increased in popularity in 2015 as compared to 2013 and 2014. To illustrate, only 9 guests wished to connect with resources for school-aged children in 2014, but in 2015 that number increased to 30. In that same regard, more guests wished to connect with employment, various forms and documents, health coverage, and holiday help in 2015 compared to 2014. The number of guest wanting assistance with housing and affordable rental and utilities also increased in 2015. The services that were the most in higher demand in 2015 were tangible services such as clothing, food assistance, and haircuts. There were very few services that were more popular in 2013 and 2014, but were not as popular among guest requests in 2015. Compared to 2014 the number of guests wishing to connect with blood pressure services in 2015 declined from 30 to 19 respectively. Guests wishing to connect with budgeting services decreased from roughly 21 in 2013 and 20% in 2014 to 11 in 2015.

Table 2. Question 2 Results from RSAF Survey (i.e., Welcome form)

| Other Services Not Available at PHC Day of Event | Number of Guests Indicating Interest 2013 (n = 121) | Number of Guests Indicating Interest 2014 (n = 142) | Number of Guests Indicating Interest 2015 (N = 294) |
|---|--|--|--|
| Shower | 3 | 1 | 1 |
| Nutrition | 8 | 7 | n/a |
| Home Repair or Maintenance | 9 | 10 | n/a |
| Tax Help | 14 | 10 | 6 |
| Social Security | 11 | 11 | n/a |
| Stress Management | 22 | 24 | n/a |
| Smoking Cessation/Quit Smoking | 18 | 17 | 24 |
| Child Support | 6 | 4 | 11 |
| Disability | 11 | 10 | n/a |
| Hearing Screening | n/a | n/a | 23 |
| HIV/AIDS Testing | n/a | n/a | 3 |
| Other | n/a | n/a | 11 |

Table 3. How Guests Heard about Project (Homeless) Connect

| Types | # 2013 (n = 164) | # 2014 (n = 142) | # 2015 (n=286) |
|--|-----------------------------|-----------------------------|---------------------------|
| Word of Mouth | 54 | 55 | 112 |
| Referred by Another Agency or Service Provider | 31 | 47 | 67 |
| Case Worker | n/a | n/a | n/a |
| Saw Poster, Event Signage | 51 | 26 | 33 |
| News (newspaper, TV, radio) | 16 | 9 | 6 |
| Social Media/Facebook | 12 | 5 | 9 |
| Other | n/a | n/a | 59 |

The results for Table 3 are important to the future of Project Connect, because the findings demonstrate effective and non-effective ways of advertising this event to the community. The two most noteworthy changes were observed in the areas of word of mouth and agency reference. In 2015, 20 more guests were referred by an agency than in 2014. In 2014, 55 guests were informed of this event by talking with family, friends, and members of the community, but in 2015 that number grew to 112 guests hearing about the event from others. This information will be crucial for the continuation of Project Connect.

The majority of the guests used their own personal vehicle to travel to the Project Connect events in 2013, 2014, and 2015. The next most common mode of transportation was a family or friend providing a ride followed by walking. There was a PC sponsored shuttle with scheduled pickups and drop offs from a number of locations around Bowling Green, Ohio to the event. However, few guests indicated they used the service. Table 4 includes the totals for the modes of transportation taken by guests.

Table 4. Modes of Guest Transportation to Event

| Modes of Transportation | Number Guests 2013 (n = 133) | Number Guests 2014 (n = 137) | Number Guests 2015 (n = 267) |
|--------------------------------|---|---|---|
| Shuttle Stop | 7 | 6 | n/a |
| Walk | 23 | 24 | 35 |
| Personal Vehicle | 63 | 58 | 129 |
| Family/Friend | 35 | 41 | 79 |
| Bike/Scooter | 5 | 5 | 4 |
| Taxi | n/a | 3 | 6 |
| Other | n/a | n/a | 14 |

Findings from the Intake Form

The second instrument was the Intake Form, which is a needs assessment and screening form that was designed to help the PC volunteers best understand guests' needs and assist them at the event. A similar version of this form was used in 2013 and 2014. The form was completed by the Intake Volunteers in an interview format with the guests. The trained Intake Volunteers identified each guest's priority services on the "Services At-A-Glance" form (see

Appendix). This at-a-glance form was used by the Volunteer Host as he/she escorted the guest around the event after the intake process. We were able to collect and report findings on 290 guests from the Intake Form in 2015, which is an increase of 94 compared to the number of completed intake forms in 2014 and an increase of 145 compared to 2013. Table 5 presents descriptives of guests in 2013, 2014, and 2015.

Table 5. Guest Descriptives

| Attribute | 2013 Percentage or Mean Value (sd) (n = 145) | 2014 Percentage or Mean Value (sd) (n = 196) | 2015 Percentage or Mean Value (sd) (n = 290) |
|---|---|---|---|
| Average Age | 40.44 (sd = 14.37) | 44.16 (sd = 14.35) | 42.39 (sd = 15.08) |
| Average Number of Services Guests Wished to Connect With | 4.44 | 4.27 | 5.64 |
| Gender | | | |
| Females | 69.6 | 69.9 | 72.4 |
| Males | 28.3 | 29.6 | 27.6 |
| Transgender | 2.1 | 0.5 | 0 |
| Veterans | 6.4 | 6.6 | 4.5 |
| Marital Status | | | |
| Single | 41.7 | 38.2 | 45.4 |
| Married | 18.7 | 24.5 | 22.4 |
| Divorced or Separated | 32.4 | 33.1 | 26.8 |
| Widowed or Other | 7.2 | 4.1 | 5.4 |
| Type of Household | | | |
| Adult Only | 51.2 | 59.4 | 57.4 |
| Adults and Minor Children | 46.6 | 40.6 | 42.3 |
| Average Number of Children | 2.29 (sd = 1.29) | 1.32 (sd = 1.29) | 1.08 (sd = 1.33) |
| Percentage of Guests with Custody of Children | 32.4 | 32.1 | n/a |
| Unaccompanied Minor | 2.2 | 0 | 0.3 |
| Disabled Adults or Children In Home | 31 | 34.2 | 19.4 |
| Age Groups of Members in Guests' Household In Attendance | | | |
| Children 0-4 years of age | 9.6 | 7.6 | 6.4 |
| Children 5-12 years of age | 11.7 | 10.2 | 6.5 |
| Teens 13-17 years of age | 4.8 | 6.1 | 2.2 |
| Adults 18-34 years of age | 23.4 | 14.8 | 16.2 |
| Adults 35-51 years of age | 16.5 | 16.8 | 8.1 |
| Adults 52-64 years of age | 8.9 | 11.2 | 8.1 |
| Adults 65+ years of age | 2.1 | 2.5 | 1.6 |
| Race/Ethnicity | | | |
| White/Non-Hispanic | 60.9 | 74.8 | 73.3 |

| Table 5. Continued... | 2013 | 2014 | 2015 |
|---|--|--|--|
| Attribute | Percentage or Mean Value (sd) (n = 145) | Percentage or Mean Value (sd) (n = 196) | Percentage or Mean Value (sd) (n = 290) |
| Other/Non-Hispanic | 20.1 | 10.9 | 7 |
| Hispanic/Latino Ethnicity | 14.5 | 12.8 | 16.3 |
| Unknown | 4.5 | 1.5 | 2 |
| Guests Having Identification | 79.3 | 90.2 | 98 |
| Type of Identification | | | |
| State Identification (Category included driver's license in 2013) | 93.9 | 23 | 30 |
| Driver's License | Included in State ID | 62.8 | 69.3 |
| Social Security | 5.2 | 35.7 | 40.6 |
| Birth Certificate | .9 | 33.2 | 34.6 |
| Have Criminal Record | 24.6 | 14.0 | 20.5 |
| Currently on Probation/Parole | 11.9 | 8.5 | 7.0 |
| Do Not Have Reliable Transportation | 35.8 | 32.6 | 27.4 |
| Barriers to Reliable Transportation | | | |
| Driver's License Suspension | 17.8 | 14.8 | 14.9 |
| No Income/Cannot afford | 39.7 | 38.9 | 44.8 |
| Disability | 11 | 15.7 | 11.5 |
| Car Needs Repairs | 12.3 | 10.2 | 5.7 |
| No Car | 17.8 | 13 | 6.9 |
| No License (not suspended) or Don't Know How to Drive | -- | 5.6 | 6.9 |
| Share Car with Family | -- | 1.9 | 0 |
| Other | -- | -- | 9.1 |

In 2015, there were a higher number of guests aged 18-34 compared to the other age categories. The percentages of guests across the age ranges were more evenly distributed in 2014. The percentage of White/Non-Hispanic guests served increased by almost 13% from 2013 to 2015, while the percent of Other/Non-Hispanic guests served decreased from 2013 to 2015. More guests in 2015 reported holding Social Security cards and birth certificates compared to 2013 and 2014. There was a decrease in the percentage of guests possessing a state identification card/driver's license from 2013, however.

[The most helpful aspect of the event was] the people who showed me where everything was.
--Guest

[The most helpful aspect of the event was] having just about all resources in one place was great.
--Guest

My guide was so wonderful. She was so helpful and such a wonderful person. She guided us wonderfully where we needed to go.
--Guest

Table 6. Residence Status Characteristics

| Category | 2013 Percentage (n = 125) | 2014 Percentage (n = 119) | 2015 Percentage (n = 116) |
|---|--|--|--|
| Current Homelessness Status | | | |
| Not currently homeless | 68 | 85.5 | 91 |
| First time homeless and less than 1 year without home | 23.1 | 9.3 | 5.5 |
| Several times but for less than 1 year and not more than 4 times in 3 years | 4.3 | 3.6 | 2.9 |
| Long term for at least 1 year or at least 4 times in past 3 years | 4.3 | 1.6 | .6 |
| Have Previous Eviction | 25.5 | 18.8 | 16 |
| Factors Affecting Ability to Keep Housing | | | |
| Alcohol/Drugs | 3.9 | 4.4 | 5.1 |
| HIV/AIDS | .6 | 0.0 | 0.0 |
| Mental Illness | 12.8 | 11.7 | 28.2 |
| Physical Disability | 14.5 | 7.7 | 26.2 |
| Criminal Record | 3.4 | 2.0 | 10.2 |
| Financial Obligations | 39.1 | 26 | 53.2 |
| Violence in Home | 5 | 3.6 | 76.9 |
| Loss of Job | 4 | -- | 1.2 |
| Child Care Issues | 2.07 | -- | 0.0 |
| Rodent and Insect Infestation | -- | 1.5 | 0.0 |
| Other | -- | -- | 5.1 |
| None | -- | -- | 10.8 |
| Primary Reasons Reported for Becoming Homeless or Facing Eviction | | | |
| Abusive Situation/Domestic Violence | 5 | 13.0 | 8.1 |
| Abusive Situation/Other Trauma | .6 | 0.0 | 3.5 |
| Aged Out of Foster Care/Youth Services | .6 | 0.0 | 0.0 |
| Dispute with Relatives/Roommate | 1.4 | 5.5 | 5.8 |
| Foreclosure | 2.07 | 1.8 | 0.0 |
| Hours at Work Cut | 10.34 | 5.5 | 4.7 |
| Illness/Injury | 11 | 12.8 | 12.8 |
| Loss of Job | 22.1 | 35.1 | 17.4 |
| Loss of Partner/Roommate | 6.9 | 0.0 | 5.8 |
| Loss of Transportation | 4.83 | 0.0 | 4.7 |
| Moved Here From Another Community | 6.9 | 1.8 | 4.7 |
| Natural Disaster or House Fire | .6 | 0.0 | 2.3 |
| Release from Jail or Prison | 1.38 | 1.8 | 2.3 |
| Child Care Issues | 2.07 | 0.0 | 0.0 |
| Financial Challenge | 1.38 | 11.1 | 9.3 |

| Table 6. Continued... | 2013 Percentage (n = 125) | 2014 Percentage (n = 119) | 2015 Percentage (n = 116) |
|--|--|--|--|
| Category | | | |
| Violation of lease/house rules | -- | -- | 1.2 |
| Divorce | -- | -- | 3.5 |
| Other | -- | -- | 12.8 |
| Duration of Residency at Place Stayed Night Prior to PC | | | |
| 3 Months or Less | 41.7 | 28.7 | 23.8 |
| More than 3 Months but Less than 1 Year | 14.2 | 19.4 | 16.9 |
| 1 Year or Longer | 44.1 | 51.9 | 59.2 |
| Where Stayed Night Prior to PC | | | |
| Emergency Shelter | .9 | 4.5 | 1.1 |
| Hotel/Motel (No Voucher) | 7.0 | 11.5 | 1.4 |
| House/Condo/Apartment Owned by Guest | 13.9 | 18.2 | 22.4 |
| Living with Family | 12.2 | 9.1 | 10.4 |
| Living with Friends | 15.7 | 10.3 | 4.8 |
| Place Not Meant for Habitation | 3.5 | 1.1 | 0.7 |
| Psychiatric Hospital of facility | -- | -- | 0.7 |
| Rental House/Apartment | 40.9 | 42.5 | 55.4 |
| Transitional housing for homeless | -- | -- | 0.3 |
| Other | -- | -- | 1.4 |

Table 6 presents the residency struggles some guests were having. The percentage of non-homeless guests increased in 2015 to 91% from 85.5% in 2014 and 68% in 2013. The percent of first time homeless guests decreased from 23.1% in 2013 to 9.3% in 2014 and 5.5% in 2015. The factors that affected the guests from keeping their houses in 2015 significantly increased in the areas of violence in home, financial obligations, physical disability, and mental illness. The two areas that decreased in 2015 from 2014, in regards to the primary reasons reported for becoming homeless or facing eviction were loss of job and abusive situation/domestic. In 2014, 35.1% of guests reported that loss of job was the primary reason for homelessness or eviction, while in 2015, 17.4% of guests reported the same. Table 6 also shows that 2015 guests reported staying in their residency longer than those attending in 2013 and 2014. More guests had reported staying in a rental property or property owned by guest in 2015 compared to 2013 and 2014. Regarding income and benefit assistance of guests, a general trend observed across the data collected from the three guest surveys is that lack of employment or being underemployed is a common characteristic of the guests who visited the PC event in 2015, which was a similar finding in 2013 and 2014. Thirty-five percent of guests' income source was from a job in 2015, up slightly from 26% in 2013 and 22% in 2014. The primary source of income (see Table 7) for 49% of guests in 2015 came from Social Security Disability Benefits. Table 7 displays the income and benefit assistance the guests received. Other benefits that were reported as being a source of financial assistance by guests in 2015 were government medical assistance and supplemental assistance program/electronic benefit card (SNAP/EBT). The percentage of guests receiving government medical assistance increased by over 19% from 2013 to 2015. Supplemental assistance program/electronic benefit card (SNAP/EBT) was also being utilized by 56.8% of guests in 2015 compared to 53.8% of guests in 2013 and 55.1% in 2014.

Table 7. Income Characteristics

| Source | 2013 Percentage (n = 145) | 2014 Percentage (n = 196) | 2015 Percentage (N = 294) |
|---|--|--|--|
| Employment/Job | | | |
| Yes | 26.1 | 22.0 | 35.7 |
| No | 73.9 | 78.0 | 63.0 |
| Child Support | 10 | 9.3 | 12.4 |
| Receive Support from Other People | | | |
| Yes | 12.9 | 10.8 | 8.5 |
| No | 86.3 | 89.2 | 89.9 |
| Ohio Works First (OWF) | | | |
| Yes | 6.4 | 1.7 | 4.3 |
| No | 93.6 | 98.3 | 93.8 |
| Unemployment Benefits | | | |
| Yes | 2.8 | 1.8 | 1.4 |
| No | 97.2 | 98.2 | 96.6 |
| Social Security Retirement Benefits | | | |
| Yes | 7.4 | 13.8 | 11.0 |
| No | 91.2 | 86.2 | 87.0 |
| Social Security Disability Benefits | | | |
| Yes | 34.5 | 44.0 | 49.2 |
| No | 64 | 56.0 | 48.8 |
| Supplemental Assistance Program/Electronic Benefit Card (SNAP/EBT) | | | |
| Yes | 53.8 | 55.1 | 56.8 |
| No | 46.2 | 44.9 | 42.5 |
| Government Medical Assistance | | | |
| Yes | 47.5 | 62.6 | 67.0 |
| No | 52.5 | 37.4 | 31.5 |
| Veteran Medical Assistance | | | |
| Yes | 2.8 | 2.2 | 4.6 |
| No | 96.5 | 97.8 | 94.9 |
| Section 8 Housing | | | |
| Yes | 7.7 | 14.3 | 8.7 |
| No | 92.3 | 85.7 | 89.0 |
| Rental Assistance | | | |
| Yes | 2.9 | 1.7 | 6.0 |
| No | 97.1 | 98.3 | 93.0 |
| Subsidized Housing | | | |
| Yes | -- | -- | 20.3 |
| No | -- | -- | 78.0 |
| Other | -- | -- | 15.8 |

Findings from the Exit Interview

The final data collection instrument for guests was the Exit Interview. This document was a short questionnaire that could be completed either by the guest or in a brief interview format

with the Host Volunteer asking the guest the questions. As indicated earlier, one of the questions asked guests to indicate how they heard about the PC event. Results from this question were combined with data collected on a similar question on the Request for Services and Appointment Form. The remaining questions on the Exit Interview asked guests to note their main reasons for attending PC and to provide feedback on the event. Of the 268 persons completing the exit forms, 30% of guests attended last year’s Project Homeless Connect event in October 2014. The remaining were new in 2015. Table 8 presents the results of the Exit Interview.

Table 8. Reasons Reported by Guests for Attending Event

| Question | 2013 Percentage (n = 139) | 2014 Percentage (n = 175) | 2015 Percentage (n = 268) |
|--|--|--|--|
| Attended Project Homeless Connect Previous Year | | | |
| Yes | n/a | 30 | 30 |
| No | n/a | 70 | 70 |
| Reason for Attending PHC | | | |
| Need Housing | 30.5 | 20 | 16 |
| Clothes/Coat | 14.5 | 50.3 | 46 |
| Hot Meal | 13 | 18.3 | 16 |
| Dental Care | 10.7 | 20 | 19 |
| Misc. Personal Items and Resources | 7.7 | 20 | 24 |
| Hair Cut | 3.1 | 26.3 | 31 |
| Medical Care, Physical and Mental Health | 3.9 | 10.3 | 6 |
| Rental Assistance | 3.1 | 0 | 4 |
| Food (other than hot meal) | -- | 8 | 8 |

The percentages in Table 8 provide further evidence that more guests were attending Project Connect in 2015 for tangible goods compared to 2013 and 2014. In 2015, only 16% of guests attended PC for housing, compared to the 30.5% that attended in 2013 and 20% that attended in 2014. The purpose of receiving clothes/coat increased from 2013 to 2015 (14.5% to 46%, respectively). The need for a haircut rose from 3.1% in 2013 to 26.3% in 2014 and 31% in 2015.

The same percentage of guests (89%) who completed an Exit Interview indicated receiving the services for which they came. Over 90% of the guests in 2015 were very satisfied with what the services and programs provided at PC and the event overall. Figures 2 through 4 present guest satisfaction and helpfulness ratings of PC 2015.

There were three main aspects of PC 2015 that guests found most helpful. First, and similar to last year, the volunteer hosts and the people assisting at PC. The second most helpful aspect guests noted was that everything was helpful, which speaks volumes to the people, providers, and resources offered this day. Rounding out the top three, guests also reported that having hair cuts available were helpful, followed closely by the food and hot meal services.

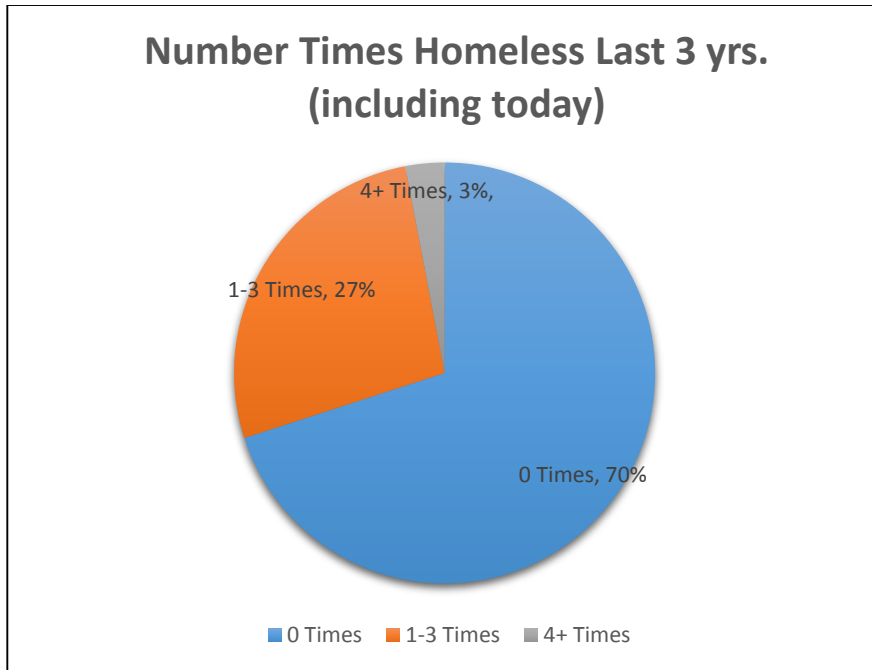


Figure 1. Number times homeless last three years

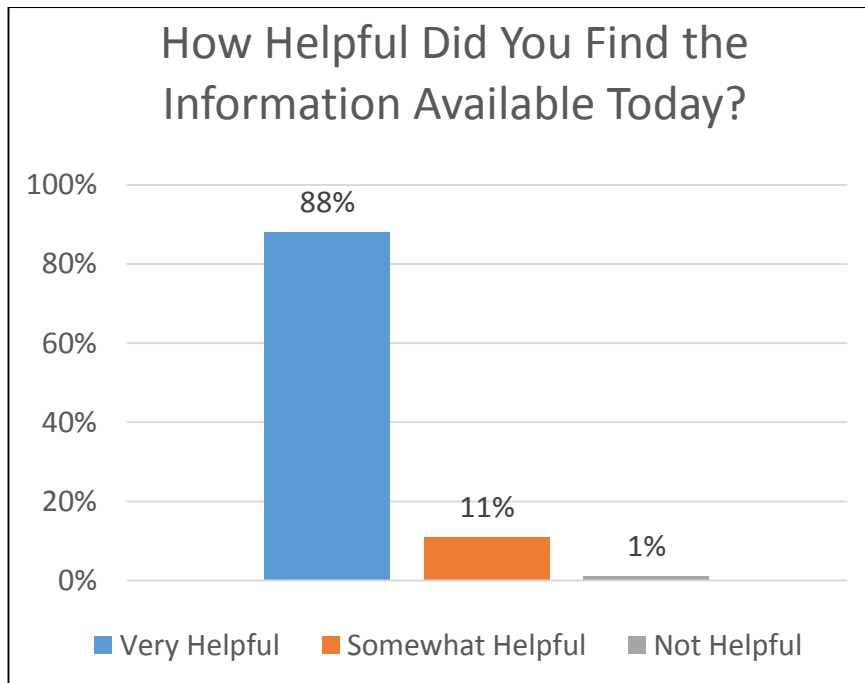


Figure 2. How helpful guests found information at PC 2015

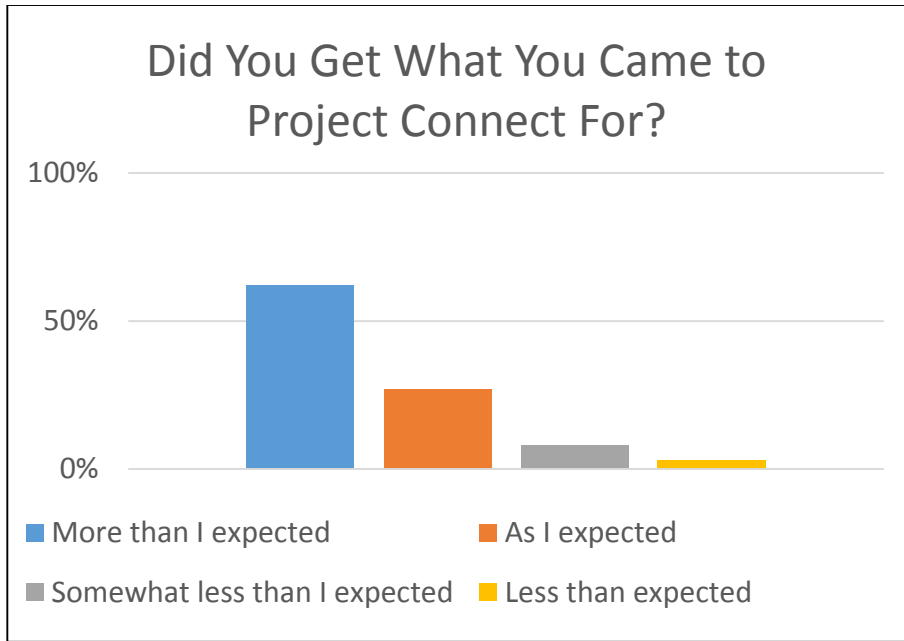


Figure 3. Guests’ responses to getting what they came to PC 2015 for

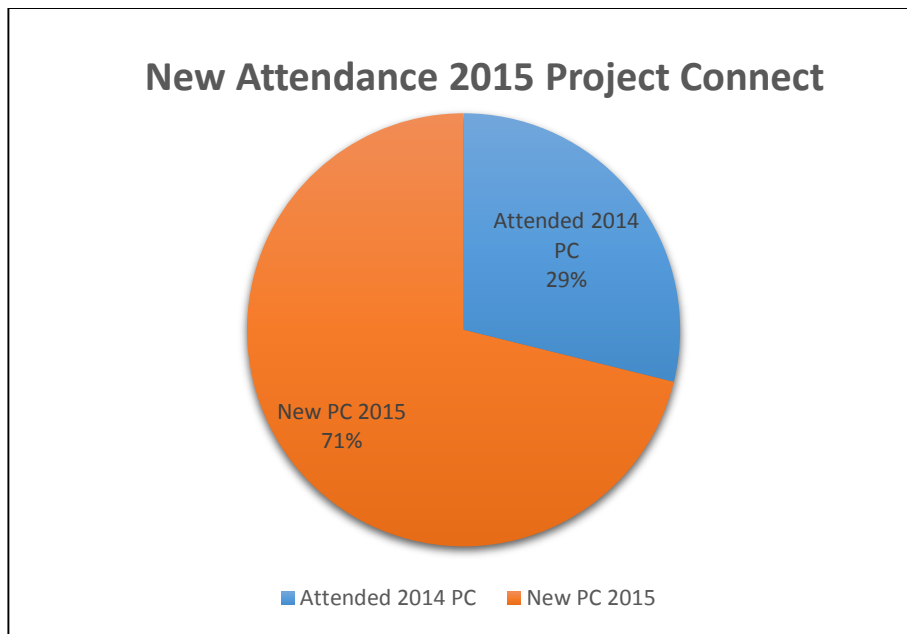


Figure 4. New attendance PC 2015

Two questions on the Guests’ Exit Survey inquired as to how the organizers of PC could serve them better and what guests would like to see at the next event. Similar to responses in 2014, some guests at the 2015 event noted everything was great the way it was at the event, but a fair number of guests did offer specifics as to how the PC event could be improved. These were:

- More dental appointments available on day of event*
- More help with clothing, particularly more coats and boots* and school uniforms
- More food assistance*

- Shorter wait times
- Specific help for veterans
- More education and schooling options
- Auto repair and gas cards
- Speech and hearing services

**Consistent comment from previous years*

| Items/Services | 2013 | 2014 | 2015 |
|------------------------------|------------|------------|-------------|
| Hot Meals Served | 368 | 426 | 516 |
| Bags of Food | 290 | 325 | 300 |
| Haircuts | 80 | 59 | 115 |
| Dental Services | 17 | 21 | 22 |
| Vision Screenings | 50 | 31 | 60 |
| Flu Shots | 38 | 57 | 61 |
| Clothing Vouchers | \$100 | \$300 | \$300 |
| Birth Certificates | n/a | 41 | 100+ |
| Personal Hygiene Kits | n/a | 150 | 350 |
| Kroger & Meijer Gift Cards | n/a | n/a | \$540 |

Figure 5. Tangibles and takeaways over past three years

RESULTS: VOLUNTEERS

Similar to the 2013 Project Homeless Connect event, there were many types of volunteers at PC 2014 and 2015. Over 200 individuals volunteered as Host Volunteers, Greeters, Intake Volunteers, Guest Coordinators, Floaters, Dining Area Hosts, Food Bussers, Food Service Runners, Food Servers, Food Prep Assistants, Exit Coordinator, and Clean-up Crew. Over 80% of the volunteers served as Hosts. At the end of a volunteer's shift, he/she was asked to provide feedback in a self-report survey that was designed and used by PCs across the country with some minor modifications from the BGSU Research Team. On average, PC 2015 volunteers worked 3.81 hours to support the event. The following paragraphs present the combined quantitative and qualitative findings from the 175 completed surveys.

Volunteers Needed for Project Connect— Wood County, Ohio 2015!

Project Connect is a one-day, one-stop event designed to provide **hospitality and access to services** for all people in our community in need of support services. Services include hot meals, dental care, housing assistance, haircuts, and so much more!

Project Connect will be held on Wednesday, **October 14, 9am-3pm** at St. Mark's Lutheran Church, 315 S. College, Bowling Green.

Over **250 volunteers** are needed to ensure a successful event. Volunteers serve as hosts to guide guests through the event, couriers, or in food services.

Sign up today at: <http://lmyuri.com/PCWCvolunteer2015>

For more information, email: volunteerphwc@gmail.com

Table 9. 2015 Volunteers' Demographics (N = 175)

| Characteristics | Percent |
|--------------------------------|----------------|
| Age | |
| 16-34 years of age | 49.1 |
| 25-44 years of age | 13.5 |
| 45-59 years of age | 15.3 |
| 60-69 years of age | 12.3 |
| 70 and older years of age | 9.8 |
| Highest Education Level | |
| Completed High School/GED | 23.7 |
| Trade/Technical School | 1.3 |
| Graduate degree | 17.9 |
| Some college | 35.3 |
| Associate degree | 3.2 |
| Bachelor's degree | 18.6 |
| Employment | |
| Employed for wages | 30.5 |
| Self-employed | 10.6 |
| Out of work less than 1 year | 1.3 |
| Homemaker | 2.0 |
| Student | 39.7 |
| Retired | 15.2 |
| Unable to work | 0.7 |
| Gender | |
| Male | 22.5 |
| Female | 77.5 |
| Marital Status | |
| Married | 40.0 |
| Divorced | 3.1 |
| Widowed | 3.1 |
| Single | 46.3 |
| Member of an unmarried couple | 7.5 |

The majority of the volunteers was between the ages of 18 and 44 (62%), female (78%), and noted white (86%) as their race/ethnicity. There was a near even split among married and single volunteers, and most had some college experience or a college/higher level degree (75%). Forty-one percent of the volunteers were employed for wages of self-employed, followed by 40% students. A fair number of volunteers (15%) were retired.

As displayed in Figure 6, the majority of volunteers (87%) reported that they were adequately trained to perform their duties, which is down four percent over last year's 91% of volunteers indicating as such. The training video created was appreciated by some volunteers. Of the 13% who reported not being adequately trained, the major theme of their comments focused on the need to know what providers and services were present and where they could be found. Unlike last year when one hundred percent of the volunteers had at least some experience volunteering, only 78% had a lot or some volunteer experience prior to PC 2015. Ninety-four percent of the volunteers would volunteer for PC again. Figure 8 details other aspects reported as positive experiences for the volunteers on the date of the event.

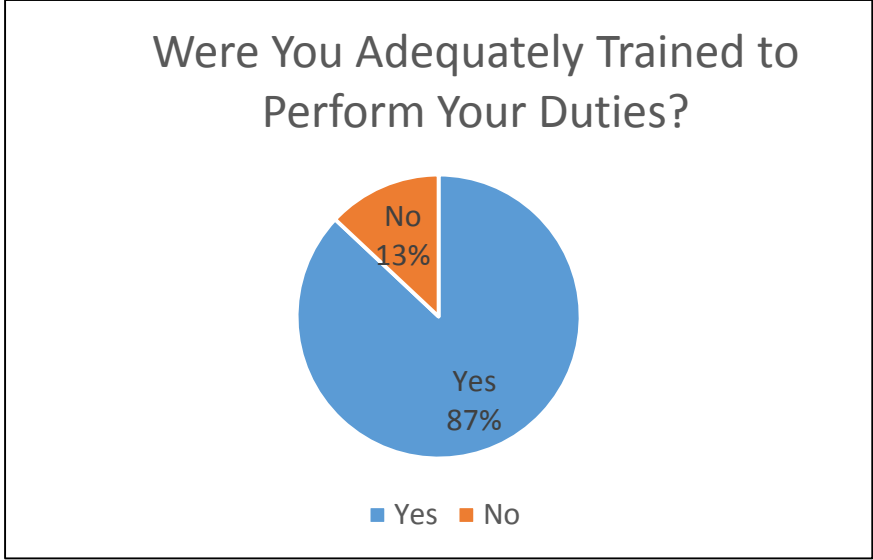


Figure 6. Volunteers’ assessment of being adequately trained to perform

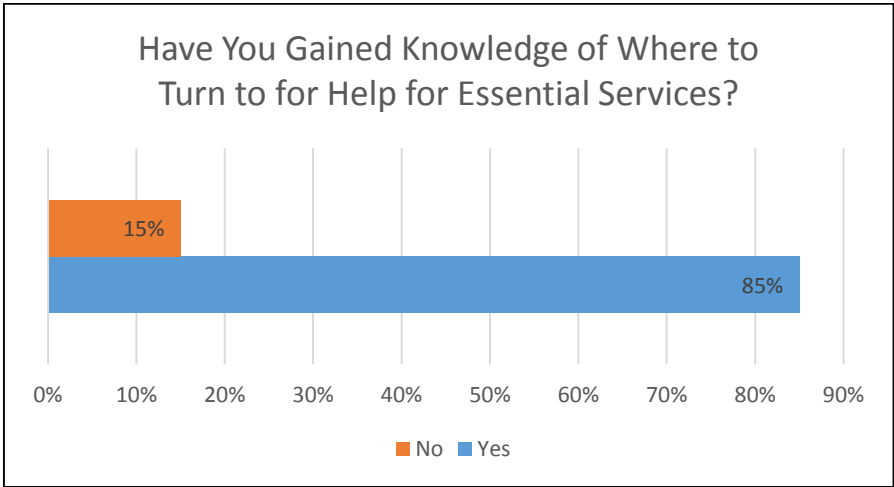


Figure 7. Volunteers’ responses to where to turn to help



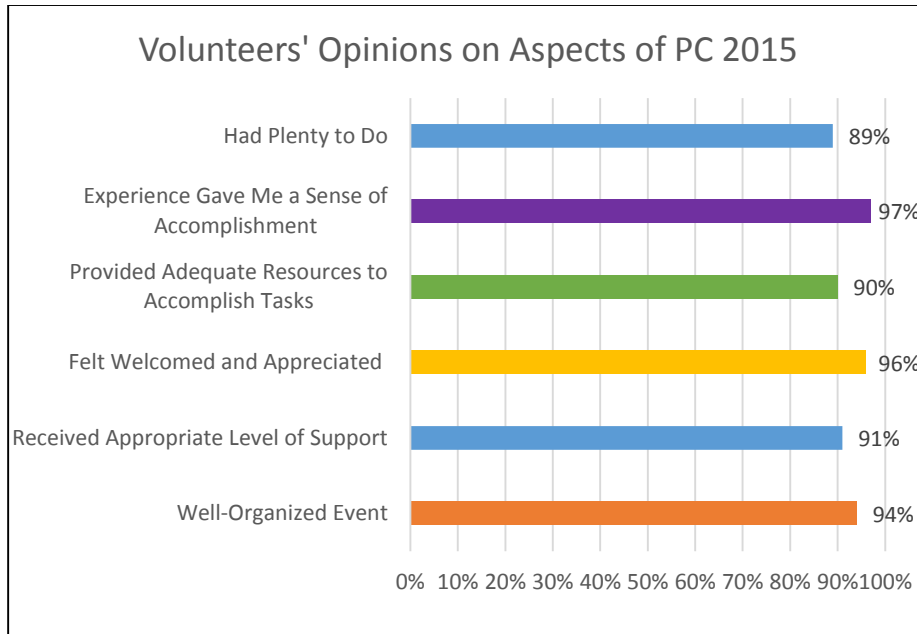


Figure 8. Volunteers' opinions on the event

One of the five goals for PC was to increase community awareness, provider membership, and program coordination for the Continuum of Care Wood County. Without a doubt, increasing community awareness was accomplished. Eighty-five percent of PC 2015 (was 91% last year) volunteers responded that they gained knowledge of where to turn to help should they or someone they know be in need of essential services or be at risk of experiencing homelessness. This was a decrease from 2013 where 88% and in 2014 where 91% reported similarly. Volunteers also noted several organizations and services that made a significant impact on them the day of the Project event:

- Dental care
- Clothing distribution
- Groceries and hot meal
- Birth certificates
- Salvation Army
- Wood County Health and Wellness Center
- Prevent Blindness
- Physical and mental health services
- United Way
- WSOS
- Fringe Thrift Store
- Wood County Area Ministries
- The Cocoon Shelter
- Several wrote down "All of them" to this question

"Project Connect went beyond what I expected, it is a wonderful program it is great that these people were able to get the help they need"

--Volunteer

Similar to what was asked of guests, volunteers responded to an open-ended question as to what could be improved for a future PC event. In addition to what was discussed above regarding training needing improvement, volunteers also reported that improvements could be made in the following areas:

- **Training**
 - More information about the services provided by the agencies
 - Handing out maps at training would be helpful
 - Better walk through and explanation of procedure
 - Have hands-on training in addition to the video
 - Suggestions of what to do on down time
- **Providers**
 - Organizing similar services/providers in same general area
 - Some providers did not show so that made it difficult to navigate with guests
- **Efficiency and Event Processes**
 - Have more than one coffee/drink station
 - Details need to be better worked out before the morning rush (e.g., maps, where hosts and seating are, self-guiding process)
 - Better way to pair hosts with guests
 - Explain the sticker process (i.e., guest labels for provider sheets)
 - Better explanation of how to fill out the intake sheets
 - Helpful to have the intake coordinators communicate with the hosts the guest needs and/or priority
- **Signage/Paperwork**
 - Name on the sign and locations did not match sometimes.
 - Create a bigger margin so organizations (on "Services-At-A-Glance" sheet) aren't cut off when clipped on clipboard
 - Have a map for each guest rather than one on each host's clipboard so can plot where to go per guest
- **Equipment**
 - Use a microphone in the sanctuary to call out guest numbers for intake
 - Larger bags for the coat area
 - Consider setting up a private space where guests who are emotionally overwhelmed can go recover

"[PC] is very eye-opening and shows you all the agencies that exist to help."

- Volunteer



RESULTS: PROVIDERS

Providers were also asked to complete an evaluation survey on WCPC. Similar to the volunteer survey, the instrument used to collect provider feedback was developed and has been used at many WCPC events across the country. In its third year of this organized effort 57 providers completed the self-report survey. Of the providers who completed the survey 98% of them reported that it was a well organized event and 96% of them reported that they received appropriate level of support. Majority of the providers also noted that the WCPC 2015 was a good use of their agency's time. Furthermore, 92% of the respondents felt that the WCPC event met their expectations as they were given opportunities to help potential clients access their services. Some providers reported that the event was a "great positive experience," "very organized," and had "positive energy from all involved". Most providers thought that it was a good way to "learn about the community" and "helping people who need it." Many providers thought that WCPC provided them with a "wonderful opportunity to interact with other service providers and coordinate better communication between our organizations." Additionally, providers reported that they were able to educate guests about available resources and helping them be connected. Some providers recognized that it was an opportunity for them to get their name out in the community about the services they provided. Other providers reported positive nature of the event with excellent volunteers, great food, good transportation, and appreciative clients with whom they were able to meet. Almost without exception, providers felt that many needs were met at the WCPC event, particularly in terms of connecting individuals and families to much-needed resources. Agency personnel reported, "It was great to see how much this event helped people, it was truly a one-stop-shop that offered everything you could possibly imagine." Furthermore, 96% of the providers reported that they would attend WCPC event next year. Those who were unsure if they would participate in the future indicated that many of the quests were not eligible for their services. Agency workers also reported that a total of \$11,865.54 worth of services was provided at WCPC event.

Some of the providers, who reported that WCPC event did not meet their expectations, stated that there should be better communication about the expectations of service providers is needed. For instance, one service provider suggested that WCPC should hold a "meeting for volunteers, vendors, etc. to explain the day and how things function before clients arrive." Few service providers indicated that their assigned station was

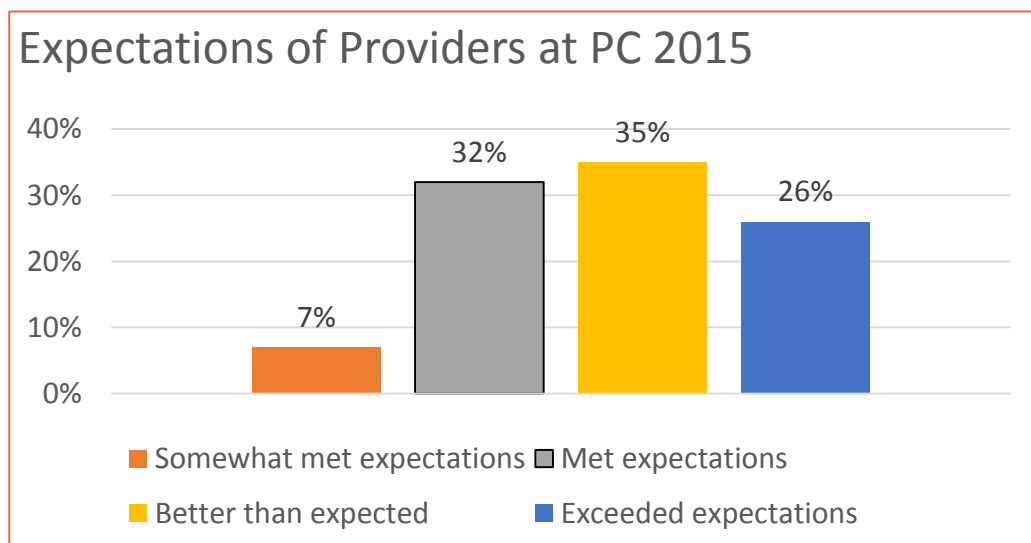


Figure 9. Expectations of Providers Met

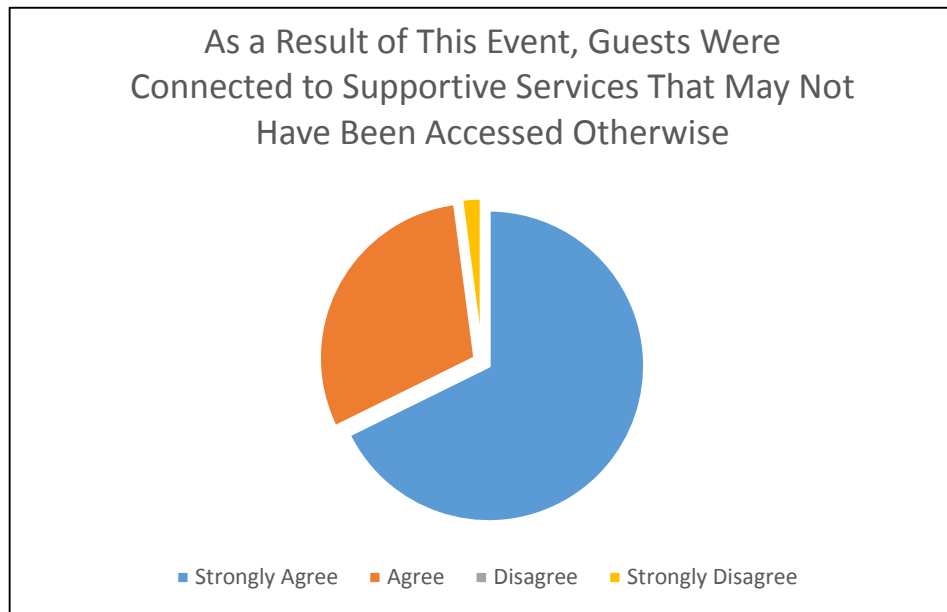


Figure 10. Respondents' Agreement with Access to Supportive Services

not conducive to client interaction and suggested that the room should be more open.

Most providers (62%) reported that WCPC had changed their ideas about what homelessness is and who is involved. Some reported that the event provided a "better understanding of the complexity of homelessness". Across the board, providers were elated to be able to do something to give back to their community and to see so many other available resources. A content analysis of comments by providers was done to determine common themes that emerged about positive aspects of WCPC, which are presented in table 10.

By the Numbers:

- ~\$12,000 In-kind gifts
- 197 Agency representatives across 55 providers
- 11 New providers
- 96% would attend PC again
- 96% felt welcome and appreciated for the goods/services provide

Table 10. Positive Aspects of PC According to Collective Provider Comments

| Theme | 2013 Percent of Comments Reflecting Theme | 2014 Percent of Comments Reflecting Theme | 2015 Percent of Comments Reflecting Theme |
|---|---|---|---|
| Talking about our services, providing referrals, and offering other relevant information/options | 40 | 20.62 | 14.3 |
| Meeting people/meeting new people | 37.2 | 2.06 | 8.2 |
| Networking and connecting with other providers | 33 | 10.31 | 23.5 |
| Working with multiple people in a convenient one-stop format with all the resources Wood Co. offers | 23.3 | 16.49 | 7.1 |
| Helping people who need help | 21 | -- | 8.2 |
| Ability to advocate/offer services to those who might otherwise not have connected with provider | 14 | 2.06 | 7.1 |
| Well-organized event with personal guides and great volunteer support | 14 | 20.62 | 11.2 |
| Greeting our patrons and letting them know we care | 4.5 | -- | 3.1 |
| Much more take away at event than what I gave | -- | 3.09 | -- |
| Happy to be a part of this thank you | -- | 8.25 | 2.0 |
| Turnout was great helped more people this year | -- | 5.15 | 4.1 |
| Get our name out in community, good PR & community outreach | -- | 7.22 | 9.2 |

It was great to see how much this event helped people, it was truly a one-stop-shop that offered everything you could possibly imagine.
--Provider

Wonderful opportunity to interact with other service providers and coordinate better communication between our organizations.
--Provider

More time than usual to get to know patrons and hearing our services are valued and appreciated.
--Provider



Table 11. Providers' Ratings* on Various Aspects of PC 2015 (N = 55)

| Statement | Fair | Average | Good | Excellent |
|---|-------------|----------------|-------------|------------------|
| Location | 2 | 2 | 20 | 31 |
| Duration | 1 | 3 | 26 | 25 |
| Attendance by guests/clients | 4 | 8 | 10 | 33 |
| Participation by community providers | 0 | 0 | 16 | 39 |
| Level of support provided by Project Connect organizers | 0 | 2 | 11 | 42 |
| Availability of event organizers and volunteers | 0 | 2 | 10 | 43 |
| Opportunities to interact with other providers at the event | 5 | 6 | 12 | 32 |
| Opportunities to interact with community members at the event | 3 | 2 | 20 | 29 |

*Raw numbers noted.

In addition to the positive aspects, providers also offered suggestions for areas where improvement is needed. There were six main headings that captured the content of providers' comments under improvements for Project Connect 2015. Below are the six areas with specific recommendations:

1. **Efficiency/Processing**

- Better sign-in process to ensure better assistance
- Put table numbers on maps and signs
- Orientation for providers
- Need more support to provide better services

2. **Volunteer Hosts**

- More information/training about behavioral issues and services needed
- Training should also include what to expect at the event and information about restrooms and availability of food

3. **Marketing and Outreach**

- More media coverage
- More PR in advance
- Social media marketing
- Update website for current year's program with "details of the day" information

4. **Space**

- Better flow of services
- Space felt crowd, more space needed

5. **Scope of Services**

- Some services were under-utilized and under-visited

6. **Communication**

- Better explanation to providers of services offered

- Give providers time to check out other providers for referral purposes
- All the services available not on the list
- Make sure people know about each provider
- More information about parking

BGSU RESEARCH TEAM FINAL RECOMMENDATIONS

Taking the input from the providers, guests, volunteers, and Steering Committee members together as a whole, there were four primary areas where improvement for Project Connect 2015 is recommended:

1. Continue to Enhance and Extend Volunteer Host and Intake Worker Training

Even given all of the revised processes and continuing the use of the “Services At-A-Glance” sheet, host volunteers noted numerous times the need for training. Mock walk-throughs, more on who the providers are and what they do, and having more detailed directions prior to event day should continue to be the focus for revising training efforts for PC 2016. One suggestion from last year was to create and make available a training guide where volunteers can learn about the providers and their services, the guest sticker process, and related prior to the event. One suggestion is to send volunteers a link to a guide of providers and their offerings from previous years. Hard copies can also be made available for pick up or mailing. While some providers may not return or be new to PC 2016, having a directory prior to the event might help ease some of the concerns expressed by hosts and intake volunteers about lacking information about what providers do.

A significant number of hosts also requested a better process for pairing them with guests. Guests liked being paired with their host when they entered the event, so lining up hosts and having a Steering Committee member pair the two in an orderly manner might prevent some, for lack of a more tactful way to state this, “cutting the line” by some hosts. Perhaps create a board with numbers on it such that when a number is called from the board, the host who has that number, gives a sheet with his/her name on it to cover his/her number after being matched with a guest. This process would also help determine the hosts who are taking guests around and denote those who are available to be paired with incoming guests.

As expressed last year, more directed training for intake volunteers on data collection forms are highly recommended. Data on the target population of those at-risk for homelessness were not fully captured again this year as only some intake volunteers completed those questions on the intake forms. Stressing the importance of how the information gathered is used and why has to be reinforced not only in training but also on the day of the event.

2. Add Orientation and More Interaction Time for Providers

New to PC 2015, providers requested the desire for an orientation to help with what to expect the day of the event, including information on parking, restrooms, and availability of food. They also noted that they would like to have a better explanation of the services other providers are offering at the event. Another suggestion was that they be given time to go around to visit other providers for referral purposes. The directory recommended for volunteers could also be made available to providers to facilitate this request and to better serve families and individuals in need in Wood County after they register for a spot at PC 2016.

3. Re-Examine and Revise Event Layout

Both providers, volunteers, and guests reported the need for more organization in the areas where providers will be located. For PC 2016, the Logistics Committee should make every attempt to put similar providers in the same area, such as medical providers in one area of St. Mark’s, behavioral health in another, and so forth. The signage and volunteer maps and Services At-A-Glance sheets could be color-matched so that volunteers can readily take their guests to say, the blue area for behavioral health providers, rather than traveling around the church to find a provider. This organization would also allow providers serving similar needs to have a relatively equal chance of being visited by guests. For the past few years, either there were providers whose services were underutilized because they could not be readily found or hosts took guests to whatever provider is the closest to where they currently were in the church. Physically grouping the providers by services delivered can also help shorten wait times and ease congestion throughout the facility.

4. Offer More Tangible Goods, Services, and Provisions

This recommendation was also made in 2014 and while there were considerably more offerings in 2014, guests and volunteers both noted the need to have more dental appointment slots, food, more coats, winter clothing, and car care services. As proposed last year, efforts should be made by the PC 2016 Steering Committee to contact local career centers and colleges such as Penta, Owens, and similar for assistance in some of these areas. Car repair has been a consistent request for the past three years. Given the limited on site space, one option would be to request vouchers from companies that service cars and/or schools with auto technician programs. Extending the provider reach beyond the immediate Bowling Green area to other qualified entities to provide additional tangible goods and services throughout more of Wood County would help extend future connections for more guests.

5. Utilize Electronic Data Collection Measures Wherever Possible

In order to compile the Services at-a Glance form and for logistical purposes, all providers should be required to register through the online system, regardless if they were present in previous years.

REFERENCES

Knecht, T., & Martinez, L. M. (2009). Humanizing the homeless: Does contact erode stereotypes?. *Social Science Research, 38*(3), 521-534.

Mago, V. K., Morden, H. K., Fritz, C., Wu, T., Namazi, S., Geranmayeh, P., & ... Dabbaghian, V. (2013). Analyzing the impact of social factors on homelessness: a Fuzzy Cognitive Map approach. *BMC Medical Informatics & Decision Making, 13*(1), 1-19. doi:10.1186/1472-6947-13-94

As the BGSU Team has done for the past two years, the remainder of this report presents descriptives specific to each provider from whom we were able to collect PC client number labels in 2015. Data on guest characteristics are presented for those guests who had unique identifier labels that matched their intake and welcome forms. This information can be utilized for not only future PC and similar event planning in general, but it can also provide insight to the providers as to the types of clients in Wood County who might be in need of their services.



INDIVIDUAL PROVIDER REPORTS

A Renewed Mind

A Renewed Mind is a non-profit privately operated health care organization that specializes in behavioral health. They offer personalized substance abuse treatment as well as mental health treatment in a friendly compassionate manner. Their downtown Toledo branch is located at 1946 N. 13th St. Suite #420. Their phone number is (419) 720-9247. More information about A Renewed Mind is available on the web at <http://www.arenewedmindservices.org/>.

Characteristics of Guests Visiting Agency or Accessing Services (N = 2)

| Attribute | Number |
|-------------------------------------|--------|
| Average Age | 30.50 |
| Gender | |
| Females | 2 |
| Males | 0 |
| Transgender | 0 |
| Veterans | 0 |
| Marital Status | |
| Single | 0 |
| Married | 1 |
| Divorced or Separated | 1 |
| Widowed or Other | 0 |
| Type of Household | |
| Adult Only | 0 |
| Adults and Minor Children | 2 |
| Unaccompanied Minor | 0 |
| Disabled Adults or Children In Home | 3 |
| Race/Ethnicity | |
| White | 2 |
| Black/African-America | 0 |
| American Indian or Alaskan Native | 0 |
| Hispanic/Latino Ethnicity | 0 |
| Other | 0 |
| Have Reliable Transportation | |
| Yes | 2 |
| No | 0 |

Home/Living Characteristics of Guests

| Category | Number |
|---|--------|
| Currently Homeless | 0 |
| Have Previous Eviction | 0 |
| Duration of Residency at Place Stayed Night Prior to PC | |
| 1 week or less | 0 |
| More than 1 week but less than 1 month | 1 |
| 1 to 3 months | 1 |
| More than 3 Months but Less than 1 Year | 0 |
| 1 Year or Longer | 0 |
| Where Stayed Night Prior to PC | |
| Emergency Shelter | 0 |
| Hotel/Motel (No Voucher) | 0 |

| | |
|--------------------------------------|---|
| House/Condo/Apartment Owned by Guest | 2 |
| Living with Family | 0 |
| Living with Friends | 0 |
| Place Not Meant for Habitation | 0 |
| Foster care/group home | 0 |
| Rental House/Apartment | 0 |
| Psychiatric hospital or facility | 0 |
| Other | 0 |

Income and Benefit Assistance of Guests

| Source | Number |
|--|--------|
| Employment/Job | |
| Yes | 1 |
| No | 1 |
| Receive Child Support | 1 |
| Receive Support from Other People | |
| Yes | 0 |
| No | 2 |
| Ohio Works First (OWF) | |
| Yes | 0 |
| No | 2 |
| Unemployment Benefits | |
| Yes | 0 |
| No | 2 |
| Social Security Retirement Benefits | |
| Yes | 0 |
| No | 2 |
| Social Security Disability Benefits | |
| Yes | 0 |
| No | 2 |
| Supplemental Assistance Program/Electronic Benefit Card (SNAP/EBT) | |
| Yes | 1 |
| No | 1 |
| Government Medical Assistance | |
| Yes | 1 |
| No | 1 |
| Section 8 Housing Voucher | |
| Yes | 0 |
| No | 2 |
| Subsidized Housing | |
| Yes | 1 |
| No | 1 |
| Any Other Type of Rental Assistance | |
| Yes | 0 |
| No | 2 |
| Receive Veterans Medical Assistance or Services | 0 |

Behavioral Connections of Wood County

Throughout the PC event, Behavioral Connections of Wood County provided attendees with help for issues related to mental and wellness. In addition to these services, Behavioral



Wood
health

Connections also provides appointment services, mental health evaluations, and comprehensive care for crisis, addiction intervention, and mental health recovery. Their vision is a compassionate community committed to respecting the dignity of the individual and family, addressing substance abuse and mental health issues effectively within the community, and enhancing the quality of life for all members. Services are offered on a walk-in basis although there may be a fee for some services based on household income.

Drug and/or alcohol treatment programs offered by BCWC include: inpatient treatment, outpatient treatment, dual-diagnosis treatment, peer support groups, group therapy, individual counseling, case management, relapse prevention aftercare, therapeutic community, Alcoholics Anonymous, and Narcotics Anonymous. Others programs offered include individual and group counseling, a drop-in center, and psychiatry. Behavioral Connections of Wood County is located at 1022 North Prospect St., Bowling Green, OH 43402, and the agency can be contacted by phone at (419) 352-1545 or (800)472-9411. More information is available at www.behavioralconnections.org.

Characteristics of Guests Visiting Agency or Accessing Services (N = 3)

| Attribute | Number |
|-------------------------------------|--------|
| Average Age | 49.00 |
| Gender | |
| Females | 3 |
| Males | 0 |
| Transgender | 0 |
| Veterans | 0 |
| Marital Status | |
| Single | 0 |
| Married | 3 |
| Divorced or Separated | 0 |
| Widowed or Other | 0 |
| Type of Household | |
| Adult Only | 1 |
| Adults and Minor Children | 2 |
| Unaccompanied Minor | 0 |
| Disabled Adults or Children In Home | 0 |
| Race/Ethnicity | |
| White | 3 |
| Black/African-America | 0 |
| American Indian or Alaskan Native | 0 |
| Hispanic/Latino Ethnicity | 0 |
| Other | 0 |
| Have Reliable Transportation | |
| Yes | 3 |
| No | 0 |

Home/Living Characteristics of Guests

| Category | Number |
|----------|--------|
|----------|--------|

| | |
|---|---|
| Currently Homeless | 0 |
| Have Previous Eviction | 0 |
| Duration of Residency at Place Stayed Night Prior to PC | |
| 1 week or less | 0 |
| More than 1 week but less than 1 month | 0 |
| 1 to 3 months | 0 |
| More than 3 Months but Less than 1 Year | 0 |
| 1 Year or Longer | 3 |
| Where Stayed Night Prior to PC | |
| Emergency Shelter | 0 |
| Hotel/Motel (No Voucher) | 0 |
| House/Condo/Apartment Owned by Guest | 0 |
| Living with Family | 0 |
| Living with Friends | 0 |
| Place Not Meant for Habitation | 0 |
| Foster care/group home | 0 |
| Rental House/Apartment | 3 |
| Psychiatric hospital or facility | 0 |
| Other | 0 |

Income and Benefit Assistance of Guests

| Source | Number |
|--|--------|
| Employment/Job | |
| Yes | 1 |
| No | 1 |
| Receive Child Support | |
| | 0 |
| Receive Support from Other People | |
| Yes | 0 |
| No | 2 |
| Ohio Works First (OWF) | |
| Yes | 1 |
| No | 2 |
| Unemployment Benefits | |
| Yes | 1 |
| No | 2 |
| Social Security Retirement Benefits | |
| Yes | 0 |
| No | 2 |
| Social Security Disability Benefits | |
| Yes | 2 |
| No | 1 |
| Supplemental Assistance Program/Electronic Benefit Card (SNAP/EBT) | |
| Yes | 3 |
| No | 0 |
| Government Medical Assistance | |
| Yes | 2 |
| No | 1 |

| | |
|---|---|
| Section 8 Housing Voucher | |
| Yes | 2 |
| No | 1 |
| Subsidized Housing | |
| Yes | 1 |
| No | 1 |
| Any Other Type of Rental Assistance | |
| Yes | 1 |
| No | 1 |
| Receive Veterans Medical Assistance or Services | 0 |

Bowling Green Police Division

During the Project Homeless Connect event, the Bowling Green Police Division provided guests with information regarding police services. Will also provide information and literature in regards to programs and referrals offered by the Police Division. The mission of the Bowling Green Police Division is to improve the quality of life experienced in the City's neighborhoods, to involve the community in decisions which directly affect them and to provide the necessary services identified by the community as important. The Bowling Green Police Division is located at 175 W. Wooster St., Bowling Green, OH, 43403, and contact can be made by phone to their non-emergency number (419) 352-8775. More information is also available at www.bowlinggreenpolice.org.

Characteristics of Guests Visiting Agency or Accessing Services (N = 6)

| Attribute | Number |
|-------------------------------------|--------|
| Average Age | 44.67 |
| Gender | |
| Females | 6 |
| Males | 0 |
| Transgender | 0 |
| Veterans | 0 |
| Marital Status | |
| Single | 3 |
| Married | 2 |
| Divorced or Separated | 1 |
| Widowed or Other | 0 |
| Type of Household | |
| Adult Only | 5 |
| Adults and Minor Children | 1 |
| Unaccompanied Minor | 0 |
| Disabled Adults or Children In Home | 2 |
| Race/Ethnicity | |
| White | 6 |
| Black/African-America | 0 |
| American Indian or Alaskan Native | 0 |
| Hispanic/Latino Ethnicity | 0 |
| Other | 0 |
| Have Reliable Transportation | |
| Yes | 5 |
| No | 1 |

Home/Living Characteristics of Guests

| Category | Number |
|---|--------|
| Currently Homeless | 0 |
| Have Previous Eviction | 1 |
| Duration of Residency at Place Stayed Night Prior to PC | |
| 1 week or less | 0 |
| More than 1 week but less than 1 month | 0 |
| 1 to 3 months | 1 |
| More than 3 Months but Less than 1 Year | 0 |
| 1 Year or Longer | 5 |

| Where Stayed Night Prior to PC | |
|--------------------------------------|---|
| Emergency Shelter | 0 |
| Hotel/Motel (No Voucher) | 0 |
| House/Condo/Apartment Owned by Guest | 0 |
| Living with Family | 0 |
| Living with Friends | 0 |
| Place Not Meant for Habitation | 0 |
| Foster care/group home | 0 |
| Rental House/Apartment | 5 |
| Psychiatric hospital or facility | 1 |
| Other | 0 |

Income and Benefit Assistance of Guests

| Source | Number |
|--|--------|
| Employment/Job | |
| Yes | 2 |
| No | 1 |
| Receive Child Support | 0 |
| Receive Support from Other People | |
| Yes | 0 |
| No | 2 |
| Ohio Works First (OWF) | |
| Yes | 1 |
| No | 2 |
| Unemployment Benefits | |
| Yes | 1 |
| No | 2 |
| Social Security Retirement Benefits | |
| Yes | 1 |
| No | 2 |
| Social Security Disability Benefits | |
| Yes | 4 |
| No | 1 |
| Supplemental Assistance Program/Electronic Benefit Card (SNAP/EBT) | |
| Yes | 6 |
| No | 0 |
| Government Medical Assistance | |
| Yes | 3 |
| No | 1 |
| Section 8 Housing Voucher | |
| Yes | 3 |
| No | 1 |
| Subsidized Housing | |
| Yes | 3 |
| No | 1 |
| Any Other Type of Rental Assistance | |
| Yes | 1 |

| | |
|---|---|
| No | 2 |
| Receive Veterans Medical Assistance or Services | 0 |

Buckeye Health Plan

Buckeye Health Plan is a Managed Care Plan that provides health care services to Ohio residents eligible for these services are aged, blind or disabled, covered Families and Children (including Healthy Start and Healthy Families), and adult extension Medicaid benefits. For more information, go to <http://www.buckeyehealthplan.com/>.

Characteristics of Guests Visiting Agency or Accessing Services (N = 19)

| Attribute | Number |
|-------------------------------------|--------|
| Average Age | 43.95 |
| Gender | |
| Females | 17 |
| Males | 2 |
| Transgender | 0 |
| Veterans | 2 |
| Marital Status | |
| Single | 9 |
| Married | 2 |
| Divorced or Separated | 7 |
| Widowed or Other | 1 |
| Type of Household | |
| Adult Only | 8 |
| Adults and Minor Children | 11 |
| Unaccompanied Minor | 0 |
| Disabled Adults or Children In Home | 11 |
| Race/Ethnicity | |
| White | 14 |
| Black/African-America | 2 |
| American Indian or Alaskan Native | 0 |
| Hispanic/Latino Ethnicity | 4 |
| Other | 3 |
| Have Reliable Transportation | |
| Yes | 12 |
| No | 7 |

Home/Living Characteristics of Guests

| Category | Number |
|---|--------|
| Currently Homeless | 2 |
| Have Previous Eviction | 5 |
| Duration of Residency at Place Stayed Night Prior to PC | |
| 1 week or less | 1 |
| More than 1 week but less than 1 month | 1 |
| 1 to 3 months | 2 |
| More than 3 Months but Less than 1 Year | 2 |
| 1 Year or Longer | 12 |
| Where Stayed Night Prior to PC | |
| Emergency Shelter | 1 |
| Hotel/Motel (No Voucher) | 0 |
| House/Condo/Apartment Owned by Guest | 2 |

| | |
|----------------------------------|----|
| Living with Family | 1 |
| Living with Friends | 0 |
| Place Not Meant for Habitation | 0 |
| Foster care/group home | 0 |
| Rental House/Apartment | 13 |
| Psychiatric hospital or facility | 1 |
| Other | 0 |

Income and Benefit Assistance of Guests

| Source | Number |
|--|--------|
| Employment/Job | |
| Yes | 5 |
| No | 9 |
| Receive Child Support | 2 |
| Receive Support from Other People | |
| Yes | 0 |
| No | 11 |
| Ohio Works First (OWF) | |
| Yes | 0 |
| No | 13 |
| Unemployment Benefits | |
| Yes | 0 |
| No | 12 |
| Social Security Retirement Benefits | |
| Yes | 3 |
| No | 12 |
| Social Security Disability Benefits | |
| Yes | 8 |
| No | 7 |
| Supplemental Assistance Program/Electronic Benefit Card (SNAP/EBT) | |
| Yes | 15 |
| No | 3 |
| Government Medical Assistance | |
| Yes | 10 |
| No | 4 |
| Section 8 Housing Voucher | |
| Yes | 2 |
| No | 12 |
| Subsidized Housing | |
| Yes | 6 |
| No | 8 |
| Any Other Type of Rental Assistance | |
| Yes | 4 |
| No | 6 |
| Receive Veterans Medical Assistance or Services | 2 |

Children’s Resource Center

At the PC event, the Children’s Resource Center provided child care, young children’s activities, social and behavioral screenings for children 6+, depression and suicide risk screenings for adolescents, service education, and intakes. Services are open to those 24 years of age and younger. There is no need to call ahead, as CRC accepts walk-ins. Costs are based on income and some may be covered by Medicaid.

Services offered by the CRC include: outpatient treatment program, intensive outpatient treatment program, dual-diagnosis treatment, group therapy, individual counseling, relapse prevention, aftercare, home-based and school-based services, crisis intervention, partial hospitalization, assessment and evaluation, intensive home services, critical incident response, short-term residential service (outpatient), group counseling, pharmacological management, behavioral therapy, and case management. Children’s Resource Center is located at 1045 Klotz Road, Bowling Green, OH, 43402. Contact by phone can be made by calling either (419) 352-7588 or (888) 466-5437. More information is also available at www.crcwoodcounty.org.

Characteristics of Guests Visiting Agency or Accessing Services (N = 7)

| Attribute | Number |
|-------------------------------------|--------|
| Average Age | 40.71 |
| Gender | |
| Females | 7 |
| Males | 0 |
| Transgender | 0 |
| Veterans | 0 |
| Marital Status | |
| Single | 2 |
| Married | 1 |
| Divorced or Separated | 3 |
| Widowed or Other | 1 |
| Type of Household | |
| Adult Only | 1 |
| Adults and Minor Children | 6 |
| Unaccompanied Minor | 0 |
| Disabled Adults or Children In Home | 9 |
| Race/Ethnicity | |
| White | 5 |
| Black/African-America | 1 |
| American Indian or Alaskan Native | 0 |
| Hispanic/Latino Ethnicity | 2 |
| Other | 0 |
| Have Reliable Transportation | |
| Yes | 6 |
| No | 1 |

Home/Living Characteristics of Guests

| Category | Number |
|---|--------|
| Currently Homeless | 2 |
| Have Previous Eviction | 2 |
| Duration of Residency at Place Stayed Night Prior to PC | |
| 1 week or less | 0 |
| More than 1 week but less than 1 month | 1 |

| | |
|---|---|
| 1 to 3 months | 2 |
| More than 3 Months but Less than 1 Year | 0 |
| 1 Year or Longer | 4 |
| Where Stayed Night Prior to PC | |
| Emergency Shelter | 1 |
| Hotel/Motel (No Voucher) | 0 |
| House/Condo/Apartment Owned by Guest | 4 |
| Living with Family | 1 |
| Living with Friends | 0 |
| Place Not Meant for Habitation | 0 |
| Foster care/group home | 0 |
| Rental House/Apartment | 1 |
| Psychiatric hospital or facility | 0 |
| Other | 0 |

Income and Benefit Assistance of Guests

| Source | Number |
|--|--------|
| Employment/Job | |
| Yes | 2 |
| No | 4 |
| Receive Child Support | 2 |
| Receive Support from Other People | |
| Yes | 0 |
| No | 6 |
| Ohio Works First (OWF) | |
| Yes | 0 |
| No | 6 |
| Unemployment Benefits | |
| Yes | 0 |
| No | 6 |
| Social Security Retirement Benefits | |
| Yes | 1 |
| No | 5 |
| Social Security Disability Benefits | |
| Yes | 3 |
| No | 4 |
| Supplemental Assistance Program/Electronic Benefit Card (SNAP/EBT) | |
| Yes | 5 |
| No | 1 |
| Government Medical Assistance | |
| Yes | 3 |
| No | 3 |
| Section 8 Housing Voucher | |
| Yes | 0 |
| No | 5 |
| Subsidized Housing | |
| Yes | 1 |

| | |
|---|---|
| No | 4 |
| Any Other Type of Rental Assistance | |
| Yes | 0 |
| No | 5 |
| Receive Veterans Medical Assistance or Services | 1 |

City of Bowling Green Grants Department

At PC, City of Bowling Green Grants Department provided information regarding transit services in the area. They are located at 304 North Church Street, Bowling Green, Ohio and can be reached by phone at (419)-354-6203 or by fax at (419)-353-4763 or by email at bggrants@bgohio.org.

Characteristics of Guests Visiting Agency or Accessing Services (N = 21)

| Attribute | Number |
|-------------------------------------|--------|
| Average Age | 36.62 |
| Gender | |
| Females | 18 |
| Males | 3 |
| Transgender | 0 |
| Veterans | 0 |
| Marital Status | |
| Single | 13 |
| Married | 1 |
| Divorced or Separated | 6 |
| Widowed or Other | 1 |
| Type of Household | |
| Adult Only | 13 |
| Adults and Minor Children | 8 |
| Unaccompanied Minor | 0 |
| Disabled Adults or Children In Home | 10 |
| Race/Ethnicity | |
| White | 17 |
| Black/African-America | 3 |
| American Indian or Alaskan Native | 0 |
| Hispanic/Latino Ethnicity | 2 |
| Other | 1 |
| Have Reliable Transportation | |
| Yes | 12 |
| No | 9 |

Home/Living Characteristics of Guests

| Category | Number |
|---|--------|
| Currently Homeless | 3 |
| Have Previous Eviction | 2 |
| Duration of Residency at Place Stayed Night Prior to PC | |
| 1 week or less | 1 |
| More than 1 week but less than 1 month | 2 |
| 1 to 3 months | 5 |
| More than 3 Months but Less than 1 Year | 4 |
| 1 Year or Longer | 8 |
| Where Stayed Night Prior to PC | |
| Emergency Shelter | 1 |
| Hotel/Motel (No Voucher) | 0 |
| House/Condo/Apartment Owned by Guest | 1 |
| Living with Family | 1 |

| | |
|----------------------------------|----|
| Living with Friends | 2 |
| Place Not Meant for Habitation | 0 |
| Foster care/group home | 0 |
| Rental House/Apartment | 15 |
| Psychiatric hospital or facility | 0 |
| Other | 0 |

Income and Benefit Assistance of Guests

| Source | Number |
|--|--------|
| Employment/Job | |
| Yes | 6 |
| No | 11 |
| Receive Child Support | 0 |
| Receive Support from Other People | |
| Yes | 1 |
| No | 13 |
| Ohio Works First (OWF) | |
| Yes | 1 |
| No | 15 |
| Unemployment Benefits | |
| Yes | 1 |
| No | 14 |
| Social Security Retirement Benefits | |
| Yes | 2 |
| No | 12 |
| Social Security Disability Benefits | |
| Yes | 6 |
| No | 11 |
| Supplemental Assistance Program/Electronic Benefit Card (SNAP/EBT) | |
| Yes | 16 |
| No | 3 |
| Government Medical Assistance | |
| Yes | 13 |
| No | 3 |
| Section 8 Housing Voucher | |
| Yes | 2 |
| No | 12 |
| Subsidized Housing | |
| Yes | 4 |
| No | 9 |
| Any Other Type of Rental Assistance | |
| Yes | 0 |
| No | 12 |
| Receive Veterans Medical Assistance or Services | 0 |

Consortium of Northwest Ohio-Bowling Green, Henry, and Williams Metropolitan Housing Authorities

The Consortium of Northwest Ohio provides information about the Housing Choice Voucher Program. This program offers low-income families assistance to afford safe and sanitary housing. They are located at 1044 Chelsea Avenue in Napoleon, Ohio. They can be reached by phone at (419) 592-1735 or by fax at (419) 592-1759.

Characteristics of Guests Visiting Agency or Accessing Services (N = 20)

| Attribute | Number |
|-------------------------------------|--------|
| Average Age | 35.55 |
| Gender | |
| Females | 14 |
| Males | 6 |
| Transgender | 0 |
| Veterans | 1 |
| Marital Status | |
| Single | 10 |
| Married | 4 |
| Divorced or Separated | 5 |
| Widowed or Other | 1 |
| Type of Household | |
| Adult Only | 12 |
| Adults and Minor Children | 8 |
| Unaccompanied Minor | 0 |
| Disabled Adults or Children In Home | 14 |
| Race/Ethnicity | |
| White | 15 |
| Black/African-America | 0 |
| American Indian or Alaskan Native | 0 |
| Hispanic/Latino Ethnicity | 7 |
| Other | 3 |
| Have Reliable Transportation | |
| Yes | 13 |
| No | 7 |

Home/Living Characteristics of Guests

| Category | Number |
|---|--------|
| Currently Homeless | 3 |
| Have Previous Eviction | 3 |
| Duration of Residency at Place Stayed Night Prior to PC | |
| 1 week or less | 3 |
| More than 1 week but less than 1 month | 0 |
| 1 to 3 months | 7 |
| More than 3 Months but Less than 1 Year | 3 |
| 1 Year or Longer | 6 |
| Where Stayed Night Prior to PC | |
| Emergency Shelter | 0 |

| | |
|--------------------------------------|---|
| Hotel/Motel (No Voucher) | 0 |
| House/Condo/Apartment Owned by Guest | 4 |
| Living with Family | 3 |
| Living with Friends | 2 |
| Place Not Meant for Habitation | 0 |
| Foster care/group home | 0 |
| Rental House/Apartment | 8 |
| Psychiatric hospital or facility | 0 |
| Other | 2 |

Income and Benefit Assistance of Guests

| Source | Number |
|--|--------|
| Employment/Job | |
| Yes | 5 |
| No | 9 |
| Receive Child Support | 0 |
| Receive Support from Other People | |
| Yes | 1 |
| No | 10 |
| Ohio Works First (OWF) | |
| Yes | 1 |
| No | 12 |
| Unemployment Benefits | |
| Yes | 2 |
| No | 11 |
| Social Security Retirement Benefits | |
| Yes | 1 |
| No | 11 |
| Social Security Disability Benefits | |
| Yes | 4 |
| No | 10 |
| Supplemental Assistance Program/Electronic Benefit Card (SNAP/EBT) | |
| Yes | 9 |
| No | 9 |
| Government Medical Assistance | |
| Yes | 8 |
| No | 10 |
| Section 8 Housing Voucher | |
| Yes | 1 |
| No | 14 |
| Subsidized Housing | |
| Yes | 1 |
| No | 13 |
| Any Other Type of Rental Assistance | |
| Yes | 0 |
| No | 12 |
| Receive Veterans Medical Assistance or Services | 1 |

Deacons Committee at First Presbyterian Church

At PC the Deacons Committee at First Presbyterian Church provided gently used clothing, winter coats, boots, hats, gloves and new personal care products. They are located at 126 South Church Street, Bowling Green, Ohio. They can be reached by phone at (419)-352-5176. You can view their website for more information at www.bgpresb.org

Characteristics of Guests Visiting Agency or Accessing Services (N = 25)

| Attribute | Number |
|-------------------------------------|--------|
| Average Age | 42.68 |
| Gender | |
| Females | 20 |
| Males | 5 |
| Transgender | 0 |
| Veterans | 0 |
| Marital Status | |
| Single | 10 |
| Married | 6 |
| Divorced or Separated | 9 |
| Widowed or Other | 0 |
| Type of Household | |
| Adult Only | 15 |
| Adults and Minor Children | 10 |
| Unaccompanied Minor | 0 |
| Disabled Adults or Children In Home | 14 |
| Race/Ethnicity | |
| White | 22 |
| Black/African-America | 0 |
| American Indian or Alaskan Native | 0 |
| Hispanic/Latino Ethnicity | 4 |
| Other | 2 |
| Have Reliable Transportation | |
| Yes | 17 |
| No | 8 |

Home/Living Characteristics of Guests

| Category | Number |
|---|--------|
| Currently Homeless | 3 |
| Have Previous Eviction | 4 |
| Duration of Residency at Place Stayed Night Prior to PC | |
| 1 week or less | 3 |
| More than 1 week but less than 1 month | 0 |
| 1 to 3 months | 4 |
| More than 3 Months but Less than 1 Year | 3 |
| 1 Year or Longer | 14 |
| Where Stayed Night Prior to PC | |
| Emergency Shelter | 0 |
| Hotel/Motel (No Voucher) | 0 |
| House/Condo/Apartment Owned by Guest | 5 |

| | |
|----------------------------------|----|
| Living with Family | 3 |
| Living with Friends | 1 |
| Place Not Meant for Habitation | 0 |
| Foster care/group home | 0 |
| Rental House/Apartment | 13 |
| Psychiatric hospital or facility | 1 |
| Other | 1 |

Income and Benefit Assistance of Guests

| Source | Number |
|--|--------|
| Employment/Job | |
| Yes | 6 |
| No | 11 |
| Receive Child Support | 3 |
| Receive Support from Other People | |
| Yes | 0 |
| No | 17 |
| Ohio Works First (OWF) | |
| Yes | 1 |
| No | 17 |
| Unemployment Benefits | |
| Yes | 2 |
| No | 16 |
| Social Security Retirement Benefits | |
| Yes | 1 |
| No | 16 |
| Social Security Disability Benefits | |
| Yes | 12 |
| No | 10 |
| Supplemental Assistance Program/Electronic Benefit Card (SNAP/EBT) | |
| Yes | 15 |
| No | 6 |
| Government Medical Assistance | |
| Yes | 13 |
| No | 8 |
| Section 8 Housing Voucher | |
| Yes | 3 |
| No | 14 |
| Subsidized Housing | |
| Yes | 5 |
| No | 14 |
| Any Other Type of Rental Assistance | |
| Yes | 2 |
| No | 15 |
| Receive Veterans Medical Assistance or Services | 1 |

Dental Center of Northwest Ohio (NWO)

At PC, the Dental Center of Northwest Ohio provided preventive and restorative dental services. They will also provide emergent dental care needs utilizing Smile express dental center (includes driver, dental assistant) for this event. Dental Center of Northwest Ohio will also have referral options and information provided. The Dental Center of Northwest Ohio has two primary locations where they can be contacted: 2138 Madison Ave. Toledo, Ohio, 43604 at (419) 241-6215 or 1800 N. Blanchard St. Suite 122 Findlay, Ohio, 45840 at (419) 422-7664. NWO can also be contacted by e-mail through their website at www.dentalcenternwo.org. For more information and the mobile units' location, the center can be reached at (866) 378-6965.

At PC, Dr. David L. Donnell provided dental care to attendees. His office is located in Bowling Green, Ohio at 245 S. Main Street. His office can be reached by calling 419-352-2222. More information can also be found at his website at www.dentistrybowlinggreen.com.

Characteristics of Guests Visiting Agency or Accessing Services (N = 16)

| Attribute | Number |
|-------------------------------------|--------|
| Average Age | 40.44 |
| Gender | |
| Females | 9 |
| Males | 7 |
| Transgender | 0 |
| Veterans | 2 |
| Marital Status | |
| Single | 8 |
| Married | 4 |
| Divorced or Separated | 4 |
| Widowed or Other | 0 |
| Type of Household | |
| Adult Only | 12 |
| Adults and Minor Children | 4 |
| Unaccompanied Minor | 0 |
| Disabled Adults or Children In Home | 6 |
| Race/Ethnicity | |
| White | 14 |
| Black/African-America | 0 |
| American Indian or Alaskan Native | 0 |
| Hispanic/Latino Ethnicity | 1 |
| Other | 1 |
| Have Reliable Transportation | |
| Yes | 12 |
| No | 4 |

Home/Living Characteristics of Guests

| Category | Number |
|---|--------|
| Currently Homeless | 0 |
| Have Previous Eviction | 2 |
| Duration of Residency at Place Stayed Night Prior to PC | |
| 1 week or less | 0 |
| More than 1 week but less than 1 month | 0 |
| 1 to 3 months | 3 |

| | |
|---|---|
| More than 3 Months but Less than 1 Year | 2 |
| 1 Year or Longer | 9 |
| Where Stayed Night Prior to PC | |
| Emergency Shelter | 0 |
| Hotel/Motel (No Voucher) | 0 |
| House/Condo/Apartment Owned by Guest | 2 |
| Living with Family | 1 |
| Living with Friends | 1 |
| Place Not Meant for Habitation | 0 |
| Foster care/group home | 0 |
| Rental House/Apartment | 9 |
| Psychiatric hospital or facility | 0 |
| Other | 0 |

Income and Benefit Assistance of Guests

| Source | Number |
|---|--------|
| Employment/Job | |
| Yes | 10 |
| No | 3 |
| Receive Child Support | |
| | 1 |
| Receive Support from Other People | |
| Yes | 1 |
| No | 5 |
| Ohio Works First (OWF) | |
| Yes | 0 |
| No | 8 |
| Unemployment Benefits | |
| Yes | 0 |
| No | 8 |
| Social Security Retirement Benefits | |
| Yes | 1 |
| No | 6 |
| Social Security Disability Benefits | |
| Yes | 4 |
| No | 8 |
| Supplemental Assistance Program/Electronic Benefit Card (SNAP/EBT) | |
| Yes | 6 |
| No | 8 |
| Government Medical Assistance | |
| Yes | 5 |
| No | 7 |
| Section 8 Housing Voucher | |
| Yes | 1 |
| No | 9 |
| Subsidized Housing | |
| Yes | 2 |
| No | 9 |

| | |
|---|---|
| Any Other Type of Rental Assistance | |
| Yes | 1 |
| No | 8 |
| Receive Veterans Medical Assistance or Services | 2 |

Dr. Steven Dood

Dr. Dood has run a solo medical practice in Waterville since 2006. He also serves as the medical director of many area nursing homes as well as, the Lucas county jail, the Lucas county Sherriff's office, and the Correctional Treatment Facility. His solo practice is located at 140 South River Road in Waterville, Ohio. He can be contacted by phone at (419) 878-8513 or by e-mail at doctor@doctordood.com. More information about Dr. Steven Dood is available on the web at <http://doctordood.com/>.

Characteristics of Guests Visiting Agency or Accessing Services (N = 3)

| Attribute | Number |
|-------------------------------------|--------|
| Average Age | 46.33 |
| Gender | |
| Females | 3 |
| Males | 0 |
| Transgender | 0 |
| Veterans | 0 |
| Marital Status | |
| Single | 2 |
| Married | 0 |
| Divorced or Separated | 0 |
| Widowed or Other | 1 |
| Type of Household | |
| Adult Only | 2 |
| Adults and Minor Children | 1 |
| Unaccompanied Minor | 0 |
| Disabled Adults or Children In Home | 2 |
| Race/Ethnicity | |
| White | 3 |
| Black/African-America | 0 |
| American Indian or Alaskan Native | 0 |
| Hispanic/Latino Ethnicity | 0 |
| Other | 0 |
| Have Reliable Transportation | |
| Yes | 3 |
| No | 0 |

Home/Living Characteristics of Guests

| Category | Number |
|---|--------|
| Currently Homeless | 0 |
| Have Previous Eviction | 0 |
| Duration of Residency at Place Stayed Night Prior to PC | |
| 1 week or less | 0 |
| More than 1 week but less than 1 month | 0 |
| 1 to 3 months | 0 |
| More than 3 Months but Less than 1 Year | 0 |
| 1 Year or Longer | 2 |
| Where Stayed Night Prior to PC | |
| Emergency Shelter | 0 |
| Hotel/Motel (No Voucher) | 0 |

| | |
|--------------------------------------|---|
| House/Condo/Apartment Owned by Guest | 1 |
| Living with Family | 0 |
| Living with Friends | 0 |
| Place Not Meant for Habitation | 0 |
| Foster care/group home | 0 |
| Rental House/Apartment | 1 |
| Psychiatric hospital or facility | 0 |
| Other | 0 |

Income and Benefit Assistance of Guests

| Source | Number |
|--|--------|
| Employment/Job | |
| Yes | 2 |
| No | 0 |
| Receive Child Support | 0 |
| Receive Support from Other People | |
| Yes | 0 |
| No | 0 |
| Ohio Works First (OWF) | |
| Yes | 0 |
| No | 0 |
| Unemployment Benefits | |
| Yes | 0 |
| No | 0 |
| Social Security Retirement Benefits | |
| Yes | 1 |
| No | 0 |
| Social Security Disability Benefits | |
| Yes | 1 |
| No | 0 |
| Supplemental Assistance Program/Electronic Benefit Card (SNAP/EBT) | |
| Yes | 2 |
| No | 1 |
| Government Medical Assistance | |
| Yes | 3 |
| No | 0 |
| Section 8 Housing Voucher | |
| Yes | 1 |
| No | 1 |
| Subsidized Housing | |
| Yes | 2 |
| No | 0 |
| Any Other Type of Rental Assistance | |
| Yes | 0 |
| No | 1 |
| Receive Veterans Medical Assistance or Services | 0 |

Dr. Bowlus Podiatric Physician

Dr. Bowlus is a podiatrist that works at Foot & Ankle Physicians & Surgeons in Perrysburg, Ohio. They provide quality assessments and treatments for foot and ankle problems, as well as performing surgery when necessary. Foot & Ankle Physicians & Surgeons is located at 755 W South Boundary St, Perrysburg, OH 43551. The office can be contacted by phone at (419) 874-2300. More information about Foot & Ankle Physicians & Surgeons is available on the web at <http://footandanklephysiciansandsurgeons.com>.

Characteristics of Guests Visiting Agency or Accessing Services (N = 10)

| Attribute | Number |
|-------------------------------------|--------|
| Average Age | 57.10 |
| Gender | |
| Females | 8 |
| Males | 2 |
| Transgender | 0 |
| Veterans | 1 |
| Marital Status | |
| Single | 3 |
| Married | 1 |
| Divorced or Separated | 2 |
| Widowed or Other | 4 |
| Type of Household | |
| Adult Only | 6 |
| Adults and Minor Children | 4 |
| Unaccompanied Minor | 0 |
| Disabled Adults or Children In Home | 4 |
| Race/Ethnicity | |
| White | 10 |
| Black/African-America | 0 |
| American Indian or Alaskan Native | 0 |
| Hispanic/Latino Ethnicity | 2 |
| Other | 0 |
| Have Reliable Transportation | |
| Yes | 10 |
| No | 0 |

Home/Living Characteristics of Guests

| Category | Number |
|---|--------|
| Currently Homeless | 0 |
| Have Previous Eviction | 1 |
| Duration of Residency at Place Stayed Night Prior to PC | |
| 1 week or less | 0 |
| More than 1 week but less than 1 month | 0 |
| 1 to 3 months | 0 |
| More than 3 Months but Less than 1 Year | 2 |
| 1 Year or Longer | 8 |
| Where Stayed Night Prior to PC | |
| Emergency Shelter | 0 |
| Hotel/Motel (No Voucher) | 0 |

| | |
|--------------------------------------|---|
| House/Condo/Apartment Owned by Guest | 3 |
| Living with Family | 1 |
| Living with Friends | 0 |
| Place Not Meant for Habitation | 0 |
| Foster care/group home | 0 |
| Rental House/Apartment | 5 |
| Psychiatric hospital or facility | 1 |
| Other | 0 |

Income and Benefit Assistance of Guests

| Source | Number |
|--|--------|
| Employment/Job | |
| Yes | 1 |
| No | 4 |
| Receive Child Support | 1 |
| Receive Support from Other People | |
| Yes | 0 |
| No | 5 |
| Ohio Works First (OWF) | |
| Yes | 1 |
| No | 4 |
| Unemployment Benefits | |
| Yes | 0 |
| No | 5 |
| Social Security Retirement Benefits | |
| Yes | 1 |
| No | 5 |
| Social Security Disability Benefits | |
| Yes | 5 |
| No | 3 |
| Supplemental Assistance Program/Electronic Benefit Card (SNAP/EBT) | |
| Yes | 4 |
| No | 5 |
| Government Medical Assistance | |
| Yes | 4 |
| No | 4 |
| Section 8 Housing Voucher | |
| Yes | 0 |
| No | 6 |
| Subsidized Housing | |
| Yes | 2 |
| No | 5 |
| Any Other Type of Rental Assistance | |
| Yes | 0 |
| No | 6 |
| Receive Veterans Medical Assistance or Services | 1 |

Efficiency Smart

Efficiency Smart is a company that helps people lower the cost of electric bills by helping them become more energy efficient with expert advice and financial incentives. It helps businesses cut costs by providing technical assistance to meet their needs. They are located at 1111 Schrock road Suite 203, in Columbus, Ohio. They can be reached by phone at (877) 889-3777 or by e-mail at info@efficiencysmart.org. More information about Efficiency Smart is available on the web at <http://www.efficiencysmart.org/>.

Characteristics of Guests Visiting Agency or Accessing Services (N = 56)

| Attribute | Number |
|-------------------------------------|--------|
| Average Age | 44.45 |
| Gender | |
| Females | 45 |
| Males | 11 |
| Transgender | 0 |
| Veterans | 3 |
| Marital Status | |
| Single | 29 |
| Married | 13 |
| Divorced or Separated | 11 |
| Widowed or Other | 3 |
| Type of Household | |
| Adult Only | 32 |
| Adults and Minor Children | 23 |
| Unaccompanied Minor | 0 |
| Disabled Adults or Children In Home | 41 |
| Race/Ethnicity | |
| White | 44 |
| Black/African-America | 4 |
| American Indian or Alaskan Native | 0 |
| Hispanic/Latino Ethnicity | 11 |
| Other | 5 |
| Have Reliable Transportation | |
| Yes | 46 |
| No | 10 |

Home/Living Characteristics of Guests

| Category | Number |
|---|--------|
| Currently Homeless | 2 |
| Have Previous Eviction | 7 |
| Duration of Residency at Place Stayed Night Prior to PC | |
| 1 week or less | 1 |
| More than 1 week but less than 1 month | 0 |
| 1 to 3 months | 8 |
| More than 3 Months but Less than 1 Year | 8 |
| 1 Year or Longer | 36 |
| Where Stayed Night Prior to PC | |
| Emergency Shelter | 0 |
| Hotel/Motel (No Voucher) | 0 |

| | |
|--------------------------------------|----|
| House/Condo/Apartment Owned by Guest | 13 |
| Living with Family | 2 |
| Living with Friends | 1 |
| Place Not Meant for Habitation | 0 |
| Foster care/group home | 0 |
| Rental House/Apartment | 36 |
| Psychiatric hospital or facility | 1 |
| Other | 0 |

Income and Benefit Assistance of Guests

| Source | Number |
|--|--------|
| Employment/Job | |
| Yes | 16 |
| No | 26 |
| Receive Child Support | 8 |
| Receive Support from Other People | |
| Yes | 2 |
| No | 34 |
| Ohio Works First (OWF) | |
| Yes | 1 |
| No | 36 |
| Unemployment Benefits | |
| Yes | 2 |
| No | 35 |
| Social Security Retirement Benefits | |
| Yes | 8 |
| No | 33 |
| Social Security Disability Benefits | |
| Yes | 24 |
| No | 22 |
| Supplemental Assistance Program/Electronic Benefit Card (SNAP/EBT) | |
| Yes | 31 |
| No | 22 |
| Government Medical Assistance | |
| Yes | 27 |
| No | 17 |
| Section 8 Housing Voucher | |
| Yes | 4 |
| No | 37 |
| Subsidized Housing | |
| Yes | 12 |
| No | 31 |
| Any Other Type of Rental Assistance | |
| Yes | 4 |
| No | 33 |
| Receive Veterans Medical Assistance or Services | 4 |

Experience Works Inc.

At PC Experience Works Inc. provided advising and applications for job training for eligible seniors. Experience Works Inc. is located at 500 Lehman Ave., Bowling Green, Ohio. They can be reached by phone at (877) 496-6439 or fax (419) 222-4150. You can also send an email through their website at www.ecperienceworks.org.

Characteristics of Guests Visiting Agency or Accessing Services (N = 5)

| Attribute | Number |
|-------------------------------------|--------|
| Average Age | 54.60 |
| Gender | |
| Females | 3 |
| Males | 2 |
| Transgender | 0 |
| Veterans | 2 |
| Marital Status | |
| Single | 0 |
| Married | 3 |
| Divorced or Separated | 2 |
| Widowed or Other | 0 |
| Type of Household | |
| Adult Only | 5 |
| Adults and Minor Children | 0 |
| Unaccompanied Minor | 0 |
| Disabled Adults or Children In Home | 1 |
| Race/Ethnicity | |
| White | 5 |
| Black/African-America | 0 |
| American Indian or Alaskan Native | 0 |
| Hispanic/Latino Ethnicity | 0 |
| Other | 0 |
| Have Reliable Transportation | |
| Yes | 5 |
| No | 0 |

Home/Living Characteristics of Guests

| Category | Number |
|---|--------|
| Currently Homeless | 0 |
| Have Previous Eviction | 0 |
| Duration of Residency at Place Stayed Night Prior to PC | |
| 1 week or less | 0 |
| More than 1 week but less than 1 month | 0 |
| 1 to 3 months | 1 |
| More than 3 Months but Less than 1 Year | 0 |
| 1 Year or Longer | 3 |
| Where Stayed Night Prior to PC | |
| Emergency Shelter | 0 |
| Hotel/Motel (No Voucher) | 0 |
| House/Condo/Apartment Owned by Guest | 1 |

| | |
|----------------------------------|---|
| Living with Family | 0 |
| Living with Friends | 0 |
| Place Not Meant for Habitation | 0 |
| Foster care/group home | 0 |
| Rental House/Apartment | 2 |
| Psychiatric hospital or facility | 0 |
| Other | 1 |

Income and Benefit Assistance of Guests

| Source | Number |
|--|--------|
| Employment/Job | |
| Yes | 1 |
| No | 2 |
| Receive Child Support | 0 |
| Receive Support from Other People | |
| Yes | 1 |
| No | 2 |
| Ohio Works First (OWF) | |
| Yes | 1 |
| No | 3 |
| Unemployment Benefits | |
| Yes | 1 |
| No | 3 |
| Social Security Retirement Benefits | |
| Yes | 1 |
| No | 3 |
| Social Security Disability Benefits | |
| Yes | 2 |
| No | 2 |
| Supplemental Assistance Program/Electronic Benefit Card (SNAP/EBT) | |
| Yes | 2 |
| No | 3 |
| Government Medical Assistance | |
| Yes | 4 |
| No | 1 |
| Section 8 Housing Voucher | |
| Yes | 1 |
| No | 4 |
| Subsidized Housing | |
| Yes | 1 |
| No | 3 |
| Any Other Type of Rental Assistance | |
| Yes | 0 |
| No | 3 |
| Receive Veterans Medical Assistance or Services | 1 |

Fairview Manor

Fairview Manor is owned and managed by Owner's Management Company. They run HUD subsidized housing, so residents who qualify pay rent based on their income. Fairview manor offers senior and family housing. Water, sewer, and trash removal utilities are paid for and the resident only pays for electric. Fairview Manor is located at 1020 North Grove Street, Bowling Green, Ohio. They can be reached by phone at (419) 353-7860 or by e-mail at Fairview@ownerslive.com. More information about Fairview Manor is available on the web at <http://www.ownersaffordable.com/>.

Characteristics of Guests Visiting Agency or Accessing Services (N = 16)

| Attribute | Number |
|-------------------------------------|--------|
| Average Age | 39.63 |
| Gender | |
| Females | 14 |
| Males | 2 |
| Transgender | 0 |
| Veterans | 2 |
| Marital Status | |
| Single | 5 |
| Married | 5 |
| Divorced or Separated | 6 |
| Widowed or Other | 0 |
| Type of Household | |
| Adult Only | 10 |
| Adults and Minor Children | 6 |
| Unaccompanied Minor | 0 |
| Disabled Adults or Children In Home | 14 |
| Race/Ethnicity | |
| White | 12 |
| Black/African-America | 1 |
| American Indian or Alaskan Native | 0 |
| Hispanic/Latino Ethnicity | 0 |
| Other | 2 |
| Have Reliable Transportation | |
| Yes | 12 |
| No | 4 |

Home/Living Characteristics of Guests

| Category | Number |
|---|--------|
| Currently Homeless | 3 |
| Have Previous Eviction | 3 |
| Duration of Residency at Place Stayed Night Prior to PC | |
| 1 week or less | 0 |
| More than 1 week but less than 1 month | 1 |
| 1 to 3 months | 4 |
| More than 3 Months but Less than 1 Year | 2 |
| 1 Year or Longer | 8 |
| Where Stayed Night Prior to PC | |
| Emergency Shelter | 1 |

| | |
|--------------------------------------|---|
| Hotel/Motel (No Voucher) | 0 |
| House/Condo/Apartment Owned by Guest | 2 |
| Living with Family | 0 |
| Living with Friends | 2 |
| Place Not Meant for Habitation | 0 |
| Foster care/group home | 0 |
| Rental House/Apartment | 9 |
| Psychiatric hospital or facility | 0 |
| Other | 1 |

Income and Benefit Assistance of Guests

| Source | Number |
|--|--------|
| Employment/Job | |
| Yes | 5 |
| No | 7 |
| Receive Child Support | 1 |
| Receive Support from Other People | |
| Yes | 1 |
| No | 8 |
| Ohio Works First (OWF) | |
| Yes | 0 |
| No | 9 |
| Unemployment Benefits | |
| Yes | 0 |
| No | 9 |
| Social Security Retirement Benefits | |
| Yes | 2 |
| No | 9 |
| Social Security Disability Benefits | |
| Yes | 3 |
| No | 6 |
| Supplemental Assistance Program/Electronic Benefit Card (SNAP/EBT) | |
| Yes | 9 |
| No | 5 |
| Government Medical Assistance | |
| Yes | 7 |
| No | 6 |
| Section 8 Housing Voucher | |
| Yes | 1 |
| No | 10 |
| Subsidized Housing | |
| Yes | 4 |
| No | 7 |
| Any Other Type of Rental Assistance | |
| Yes | 1 |
| No | 7 |
| Receive Veterans Medical Assistance or Services | 1 |

Family Service of Northwest Ohio

The Family Service Counseling Center provided screenings and referrals during the PC event. The Family Service Counseling Center also provides services such as stress management, bereavement, parent/child conflicts, depression, anxiety, marital conflict, child behavior problems, sexual abuse, divorce, and domestic violence trauma. The Family Service Counseling Center is located at 1084 South Main Street, Suite A, Bowling Green, OH, 43402, and can be contacted by phone at (419) 352-4624.

Characteristics of Guests Visiting Agency or Accessing Services (N = 2)

| Attribute | Number |
|-------------------------------------|--------|
| Average Age | 34.50 |
| Gender | |
| Females | 1 |
| Males | 1 |
| Transgender | 0 |
| Veterans | 0 |
| Marital Status | |
| Single | 1 |
| Married | 0 |
| Divorced or Separated | 1 |
| Widowed or Other | 0 |
| Type of Household | |
| Adult Only | 2 |
| Adults and Minor Children | 0 |
| Unaccompanied Minor | 0 |
| Disabled Adults or Children In Home | 4 |
| Race/Ethnicity | |
| White | 2 |
| Black/African-America | 0 |
| American Indian or Alaskan Native | 0 |
| Hispanic/Latino Ethnicity | 0 |
| Other | 0 |
| Have Reliable Transportation | |
| Yes | 1 |
| No | 1 |

Home/Living Characteristics of Guests

| Category | Number |
|---|--------|
| Currently Homeless | 2 |
| Have Previous Eviction | 0 |
| Duration of Residency at Place Stayed Night Prior to PC | |
| 1 week or less | 0 |
| More than 1 week but less than 1 month | 0 |
| 1 to 3 months | 0 |
| More than 3 Months but Less than 1 Year | 0 |
| 1 Year or Longer | 2 |
| Where Stayed Night Prior to PC | |
| Emergency Shelter | 0 |

| | |
|--------------------------------------|---|
| Hotel/Motel (No Voucher) | 0 |
| House/Condo/Apartment Owned by Guest | 1 |
| Living with Family | 0 |
| Living with Friends | 0 |
| Place Not Meant for Habitation | 0 |
| Foster care/group home | 0 |
| Rental House/Apartment | 1 |
| Psychiatric hospital or facility | 0 |
| Other | 0 |

Income and Benefit Assistance of Guests

| Source | Number |
|--|--------|
| Employment/Job | |
| Yes | 0 |
| No | 2 |
| Receive Child Support | 0 |
| Receive Support from Other People | |
| Yes | 0 |
| No | 2 |
| Ohio Works First (OWF) | |
| Yes | 0 |
| No | 2 |
| Unemployment Benefits | |
| Yes | 1 |
| No | 1 |
| Social Security Retirement Benefits | |
| Yes | 0 |
| No | 2 |
| Social Security Disability Benefits | |
| Yes | 1 |
| No | 1 |
| Supplemental Assistance Program/Electronic Benefit Card (SNAP/EBT) | |
| Yes | 1 |
| No | 1 |
| Government Medical Assistance | |
| Yes | 0 |
| No | 1 |
| Section 8 Housing Voucher | |
| Yes | 0 |
| No | 2 |
| Subsidized Housing | |
| Yes | 0 |
| No | 2 |
| Any Other Type of Rental Assistance | |
| Yes | 0 |
| No | 2 |
| Receive Veterans Medical Assistance or Services | 0 |

Ground Level Solutions, Inc.

Ground Level Solutions, Inc. is an energy company that provides the community with energy services such as energy conservation, efficiency, and health and safety needs. Additionally, some of the other services they are involved with is inspections, weatherization, and quality assurance monitoring. They have offices in Columbus, Mansfield, and Norwalk. The Columbus office is located at 4236 E. Broad Street, Columbus, Ohio 43213 and can be reached by phone at (614) 861-7992. The Mansfield office is located at 570 Marion Avenue, Mansfield, OH 44903 and can be reached by phone at (419) 774-0457. The Norwalk office is located at 5012 State Highway 250 North, Norwalk, OH 44857 and can be reached by phone at (419) 660-9413. More information about Ground Level Solutions, Inc. is available on the web at <http://www.groundlevelsolutions.org/>.

Characteristics of Guests Visiting Agency or Accessing Services (N = 14)

| Attribute | Number |
|-------------------------------------|--------|
| Average Age | 44.14 |
| Gender | |
| Females | 12 |
| Males | 2 |
| Transgender | 0 |
| Veterans | 1 |
| Marital Status | |
| Single | 5 |
| Married | 3 |
| Divorced or Separated | 6 |
| Widowed or Other | 0 |
| Type of Household | |
| Adult Only | 4 |
| Adults and Minor Children | 10 |
| Unaccompanied Minor | 0 |
| Disabled Adults or Children In Home | 11 |
| Race/Ethnicity | |
| White | 12 |
| Black/African-America | 0 |
| American Indian or Alaskan Native | 1 |
| Hispanic/Latino Ethnicity | 4 |
| Other | 1 |
| Have Reliable Transportation | |
| Yes | 12 |
| No | 2 |

Home/Living Characteristics of Guests

| Category | Number |
|---|--------|
| Currently Homeless | 1 |
| Have Previous Eviction | 0 |
| Duration of Residency at Place Stayed Night Prior to PC | |
| 1 week or less | 1 |
| More than 1 week but less than 1 month | 0 |
| 1 to 3 months | 0 |

| | |
|---|---|
| More than 3 Months but Less than 1 Year | 3 |
| 1 Year or Longer | 9 |
| Where Stayed Night Prior to PC | |
| Emergency Shelter | 0 |
| Hotel/Motel (No Voucher) | 0 |
| House/Condo/Apartment Owned by Guest | 5 |
| Living with Family | 1 |
| Living with Friends | 0 |
| Place Not Meant for Habitation | 0 |
| Foster care/group home | 0 |
| Rental House/Apartment | 7 |
| Psychiatric hospital or facility | 0 |
| Other | 0 |

Income and Benefit Assistance of Guests

| Source | Number |
|---|--------|
| Employment/Job | |
| Yes | 3 |
| No | 8 |
| Receive Child Support | |
| | 2 |
| Receive Support from Other People | |
| Yes | 0 |
| No | 10 |
| Ohio Works First (OWF) | |
| Yes | 1 |
| No | 10 |
| Unemployment Benefits | |
| Yes | 2 |
| No | 9 |
| Social Security Retirement Benefits | |
| Yes | 1 |
| No | 10 |
| Social Security Disability Benefits | |
| Yes | 8 |
| No | 3 |
| Supplemental Assistance Program/Electronic Benefit Card (SNAP/EBT) | |
| Yes | 11 |
| No | 2 |
| Government Medical Assistance | |
| Yes | 8 |
| No | 3 |
| Section 8 Housing Voucher | |
| Yes | 1 |
| No | 10 |
| Subsidized Housing | |
| Yes | 3 |
| No | 7 |

| | |
|---|---|
| Any Other Type of Rental Assistance | |
| Yes | 1 |
| No | 8 |
| Receive Veterans Medical Assistance or Services | 2 |

Habitat for Humanity of Wood County

At PC Habitat for Humanity of Wood County had a display at their table with brochures and other forms of information about their organization.

Habitat for Humanity of Wood County is a locally run affiliate of Habitat for Humanity International, a nonprofit, Christian housing organization. Habitat for Humanity of Wood County works in partnership with people in need to build and renovate decent, affordable housing. Habitat for Humanity has five mission principles: demonstrate the love of Jesus Christ, focus on shelter, advocate for affordable housing, promote dignity and hope, and support sustainable and transformational development.

Habitats for Humanity of Wood County offices are Trinity United Methodist Church at 200 North Summit can be contacted via telephone (419-353-5430) or (info@wchabitat.org). The office is open Monday Thursday from 9 a.m. until noon.



located in Street and email through

Characteristics of Guests Visiting Agency or Accessing Services (N = 21)

| Attribute | Number |
|-------------------------------------|--------|
| Average Age | 41.05 |
| Gender | |
| Females | 18 |
| Males | 3 |
| Transgender | 0 |
| Veterans | 1 |
| Marital Status | |
| Single | 9 |
| Married | 8 |
| Divorced or Separated | 4 |
| Widowed or Other | 0 |
| Type of Household | |
| Adult Only | 10 |
| Adults and Minor Children | 11 |
| Unaccompanied Minor | 0 |
| Disabled Adults or Children In Home | 14 |
| Race/Ethnicity | |
| White | 16 |
| Black/African-America | 0 |
| American Indian or Alaskan Native | 0 |
| Hispanic/Latino Ethnicity | 7 |
| Other | 4 |
| Have Reliable Transportation | |
| Yes | 18 |
| No | 3 |

Home/Living Characteristics of Guests

| Category | Number |
|---|--------|
| Currently Homeless | 2 |
| Have Previous Eviction | 3 |
| Duration of Residency at Place Stayed Night Prior to PC | |
| 1 week or less | 1 |

| | |
|---|----|
| More than 1 week but less than 1 month | 0 |
| 1 to 3 months | 3 |
| More than 3 Months but Less than 1 Year | 1 |
| 1 Year or Longer | 16 |
| Where Stayed Night Prior to PC | |
| Emergency Shelter | 0 |
| Hotel/Motel (No Voucher) | 0 |
| House/Condo/Apartment Owned by Guest | 8 |
| Living with Family | 1 |
| Living with Friends | 1 |
| Place Not Meant for Habitation | 0 |
| Foster care/group home | 0 |
| Rental House/Apartment | 9 |
| Psychiatric hospital or facility | 1 |
| Other | 1 |

Income and Benefit Assistance of Guests

| Source | Number |
|---|--------|
| Employment/Job | |
| Yes | 3 |
| No | 11 |
| Receive Child Support | |
| | 2 |
| Receive Support from Other People | |
| Yes | 0 |
| No | 13 |
| Ohio Works First (OWF) | |
| Yes | 1 |
| No | 12 |
| Unemployment Benefits | |
| Yes | 2 |
| No | 12 |
| Social Security Retirement Benefits | |
| Yes | 1 |
| No | 13 |
| Social Security Disability Benefits | |
| Yes | 9 |
| No | 8 |
| Supplemental Assistance Program/Electronic Benefit Card (SNAP/EBT) | |
| Yes | 15 |
| No | 6 |
| Government Medical Assistance | |
| Yes | 10 |
| No | 7 |
| Section 8 Housing Voucher | |
| Yes | 3 |
| No | 12 |
| Subsidized Housing | |

| | |
|---|----|
| Yes | 5 |
| No | 10 |
| Any Other Type of Rental Assistance | |
| Yes | 2 |
| No | 12 |
| Receive Veterans Medical Assistance or Services | 2 |

Hairstylists/Haircuts

Through the Project Homeless Connect event, guests received haircuts from various hair stylists from the Bowling Green location of Great Clips.

Characteristics of Guests Visiting Agency or Accessing Services (N = 63)

| Attribute | Number |
|-------------------------------------|--------|
| Average Age | 43.83 |
| Gender | |
| Females | 46 |
| Males | 17 |
| Transgender | 0 |
| Veterans | 2 |
| Marital Status | |
| Single | 34 |
| Married | 10 |
| Divorced or Separated | 16 |
| Widowed or Other | 3 |
| Type of Household | |
| Adult Only | 33 |
| Adults and Minor Children | 29 |
| Unaccompanied Minor | 0 |
| Disabled Adults or Children In Home | 35 |
| Race/Ethnicity | |
| White | 55 |
| Black/African-America | 1 |
| American Indian or Alaskan Native | 0 |
| Hispanic/Latino Ethnicity | 12 |
| Other | 4 |
| Have Reliable Transportation | |
| Yes | 47 |
| No | 16 |

Home/Living Characteristics of Guests

| Category | Number |
|---|--------|
| Currently Homeless | 2 |
| Have Previous Eviction | 9 |
| Duration of Residency at Place Stayed Night Prior to PC | |
| 1 week or less | 1 |
| More than 1 week but less than 1 month | 3 |
| 1 to 3 months | 8 |
| More than 3 Months but Less than 1 Year | 9 |
| 1 Year or Longer | 36 |
| Where Stayed Night Prior to PC | |
| Emergency Shelter | 1 |
| Hotel/Motel (No Voucher) | 0 |
| House/Condo/Apartment Owned by Guest | 13 |
| Living with Family | 5 |
| Living with Friends | 1 |

| | |
|----------------------------------|----|
| Place Not Meant for Habitation | 0 |
| Foster care/group home | 0 |
| Rental House/Apartment | 35 |
| Psychiatric hospital or facility | 2 |
| Other | 1 |

Income and Benefit Assistance of Guests

| Source | Number |
|--|--------|
| Employment/Job | |
| Yes | 16 |
| No | 23 |
| Receive Child Support | 3 |
| Receive Support from Other People | |
| Yes | 1 |
| No | 31 |
| Ohio Works First (OWF) | |
| Yes | 1 |
| No | 32 |
| Unemployment Benefits | |
| Yes | 0 |
| No | 32 |
| Social Security Retirement Benefits | |
| Yes | 5 |
| No | 30 |
| Social Security Disability Benefits | |
| Yes | 27 |
| No | 20 |
| Supplemental Assistance Program/Electronic Benefit Card (SNAP/EBT) | |
| Yes | 38 |
| No | 16 |
| Government Medical Assistance | |
| Yes | 35 |
| No | 16 |
| Section 8 Housing Voucher | |
| Yes | 3 |
| No | 34 |
| Subsidized Housing | |
| Yes | 10 |
| No | 28 |
| Any Other Type of Rental Assistance | |
| Yes | 2 |
| No | 33 |
| Receive Veterans Medical Assistance or Services | 1 |

Head Start

Head Start is a traditional preschool program that provides low-income families with early childhood education. Children are also given other services such as medical, mental health, nutrition, and dental. Families of the children also are given the opportunity to participate in parenting education and volunteering. Head Start is located at Jordan Center 812 North College Drive, Bowling Green, OH 43402. They can be reached by phone at (419) 353-7407. More information about Head Start in Bowling Green, Ohio can be found on the WSOS website at <https://www.wsos.org/>.

Characteristics of Guests Visiting Agency or Accessing Services (N = 10)

| Attribute | Number |
|-------------------------------------|--------|
| Average Age | 31.60 |
| Gender | |
| Females | 9 |
| Males | 1 |
| Transgender | 0 |
| Veterans | 1 |
| Marital Status | |
| Single | 4 |
| Married | 4 |
| Divorced or Separated | 2 |
| Widowed or Other | 0 |
| Type of Household | |
| Adult Only | 4 |
| Adults and Minor Children | 6 |
| Unaccompanied Minor | 0 |
| Disabled Adults or Children In Home | 3 |
| Race/Ethnicity | |
| White | 9 |
| Black/African-America | 1 |
| American Indian or Alaskan Native | 0 |
| Hispanic/Latino Ethnicity | 1 |
| Other | 0 |
| Have Reliable Transportation | |
| Yes | 9 |
| No | 1 |

Home/Living Characteristics of Guests

| Category | Number |
|---|--------|
| Currently Homeless | 2 |
| Have Previous Eviction | 1 |
| Duration of Residency at Place Stayed Night Prior to PC | |
| 1 week or less | 0 |
| More than 1 week but less than 1 month | 2 |
| 1 to 3 months | 2 |
| More than 3 Months but Less than 1 Year | 3 |
| 1 Year or Longer | 3 |
| Where Stayed Night Prior to PC | |
| Emergency Shelter | 1 |

| | |
|--------------------------------------|---|
| Hotel/Motel (No Voucher) | 0 |
| House/Condo/Apartment Owned by Guest | 1 |
| Living with Family | 0 |
| Living with Friends | 2 |
| Place Not Meant for Habitation | 0 |
| Foster care/group home | 0 |
| Rental House/Apartment | 5 |
| Psychiatric hospital or facility | 0 |
| Other | 1 |

Income and Benefit Assistance of Guests

| Source | Number |
|--|--------|
| Employment/Job | |
| Yes | 1 |
| No | 3 |
| Receive Child Support | 2 |
| Receive Support from Other People | |
| Yes | 0 |
| No | 3 |
| Ohio Works First (OWF) | |
| Yes | 1 |
| No | 3 |
| Unemployment Benefits | |
| Yes | 1 |
| No | 3 |
| Social Security Retirement Benefits | |
| Yes | 0 |
| No | 3 |
| Social Security Disability Benefits | |
| Yes | 2 |
| No | 4 |
| Supplemental Assistance Program/Electronic Benefit Card (SNAP/EBT) | |
| Yes | 6 |
| No | 2 |
| Government Medical Assistance | |
| Yes | 4 |
| No | 2 |
| Section 8 Housing Voucher | |
| Yes | 1 |
| No | 3 |
| Subsidized Housing | |
| Yes | 0 |
| No | 3 |
| Any Other Type of Rental Assistance | |
| Yes | 1 |
| No | 2 |
| Receive Veterans Medical Assistance or Services | 1 |

Healing Arts Institute

Healing Arts Institute is a nationally accredited massage therapy school. It offers new students a wide variety of classes in the training and education of massage therapy. They also provide continuing education to those already in the field. Healing Arts Institute is located at 340 Three Meadows Dr., Perrysburg, OH 43551. They can be reached by phone at (419) 931-6337 or by email at admissions@hai.edu. More information about the Healing Arts Institute is available on the web at <http://hai.edu/>.

Characteristics of Guests Visiting Agency or Accessing Services (N = 22)

| Attribute | Number |
|-------------------------------------|--------|
| Average Age | 44.64 |
| Gender | |
| Females | 19 |
| Males | 3 |
| Transgender | 0 |
| Veterans | 1 |
| Marital Status | |
| Single | 8 |
| Married | 3 |
| Divorced or Separated | 9 |
| Widowed or Other | 2 |
| Type of Household | |
| Adult Only | 10 |
| Adults and Minor Children | 12 |
| Unaccompanied Minor | 0 |
| Disabled Adults or Children In Home | 17 |
| Race/Ethnicity | |
| White | 18 |
| Black/African-America | 0 |
| American Indian or Alaskan Native | 0 |
| Hispanic/Latino Ethnicity | 5 |
| Other | 2 |
| Have Reliable Transportation | |
| Yes | 20 |
| No | 2 |

Home/Living Characteristics of Guests

| Category | Number |
|---|--------|
| Currently Homeless | 0 |
| Have Previous Eviction | 4 |
| Duration of Residency at Place Stayed Night Prior to PC | |
| 1 week or less | 0 |
| More than 1 week but less than 1 month | 1 |
| 1 to 3 months | 1 |
| More than 3 Months but Less than 1 Year | 4 |
| 1 Year or Longer | 15 |
| Where Stayed Night Prior to PC | |
| Emergency Shelter | 0 |

| | |
|--------------------------------------|----|
| Hotel/Motel (No Voucher) | 0 |
| House/Condo/Apartment Owned by Guest | 4 |
| Living with Family | 1 |
| Living with Friends | 0 |
| Place Not Meant for Habitation | 0 |
| Foster care/group home | 0 |
| Rental House/Apartment | 14 |
| Psychiatric hospital or facility | 1 |
| Other | 1 |

Income and Benefit Assistance of Guests

| Source | Number |
|--|--------|
| Employment/Job | |
| Yes | 8 |
| No | 7 |
| Receive Child Support | 2 |
| Receive Support from Other People | |
| Yes | 1 |
| No | 10 |
| Ohio Works First (OWF) | |
| Yes | 1 |
| No | 12 |
| Unemployment Benefits | |
| Yes | 0 |
| No | 12 |
| Social Security Retirement Benefits | |
| Yes | 3 |
| No | 9 |
| Social Security Disability Benefits | |
| Yes | 9 |
| No | 8 |
| Supplemental Assistance Program/Electronic Benefit Card (SNAP/EBT) | |
| Yes | 17 |
| No | 4 |
| Government Medical Assistance | |
| Yes | 10 |
| No | 5 |
| Section 8 Housing Voucher | |
| Yes | 2 |
| No | 13 |
| Subsidized Housing | |
| Yes | 5 |
| No | 9 |
| Any Other Type of Rental Assistance | |
| Yes | 0 |
| No | 11 |
| Receive Veterans Medical Assistance or Services | 1 |

Help Me Grow

Help Me Grow is a program that provides families with support and services to ensure a child receives the necessary resources to start life in a healthy and productive way. The program focuses on families who have children that are at risk for developmental delays. Some of the services Help Me Grow provides are in-home visits, developmental screenings and service coordination. Help Me Grow is located at WSOS CAC, Inc. 812 N College St., Bowling Green, OH 43402. They can be reached by phone at (419) 353-7407. More information about Help Me Grow is available on the WSOS website at <https://www.wsos.org/>.

Characteristics of Guests Visiting Agency or Accessing Services (N = 10)

| Attribute | Number |
|-------------------------------------|--------|
| Average Age | 31.60 |
| Gender | |
| Females | 9 |
| Males | 1 |
| Transgender | 0 |
| Veterans | 1 |
| Marital Status | |
| Single | 4 |
| Married | 4 |
| Divorced or Separated | 2 |
| Widowed or Other | 0 |
| Type of Household | |
| Adult Only | 4 |
| Adults and Minor Children | 6 |
| Unaccompanied Minor | 0 |
| Disabled Adults or Children In Home | 3 |
| Race/Ethnicity | |
| White | 9 |
| Black/African-America | 1 |
| American Indian or Alaskan Native | 0 |
| Hispanic/Latino Ethnicity | 1 |
| Other | 0 |
| Have Reliable Transportation | |
| Yes | 9 |
| No | 1 |

Home/Living Characteristics of Guests

| Category | Number |
|---|--------|
| Currently Homeless | 2 |
| Have Previous Eviction | 1 |
| Duration of Residency at Place Stayed Night Prior to PC | |
| 1 week or less | 0 |
| More than 1 week but less than 1 month | 2 |
| 1 to 3 months | 2 |
| More than 3 Months but Less than 1 Year | 3 |
| 1 Year or Longer | 3 |
| Where Stayed Night Prior to PC | |
| Emergency Shelter | 1 |
| Hotel/Motel (No Voucher) | 0 |

| | |
|--------------------------------------|---|
| House/Condo/Apartment Owned by Guest | 1 |
| Living with Family | 0 |
| Living with Friends | 2 |
| Place Not Meant for Habitation | 0 |
| Foster care/group home | 0 |
| Rental House/Apartment | 5 |
| Psychiatric hospital or facility | 0 |
| Other | 1 |

Income and Benefit Assistance of Guests

| Source | Number |
|--|--------|
| Employment/Job | |
| Yes | 1 |
| No | 3 |
| Receive Child Support | 2 |
| Receive Support from Other People | |
| Yes | 0 |
| No | 3 |
| Ohio Works First (OWF) | |
| Yes | 1 |
| No | 3 |
| Unemployment Benefits | |
| Yes | 1 |
| No | 3 |
| Social Security Retirement Benefits | |
| Yes | 0 |
| No | 3 |
| Social Security Disability Benefits | |
| Yes | 2 |
| No | 4 |
| Supplemental Assistance Program/Electronic Benefit Card (SNAP/EBT) | |
| Yes | 6 |
| No | 2 |
| Government Medical Assistance | |
| Yes | 4 |
| No | 2 |
| Section 8 Housing Voucher | |
| Yes | 1 |
| No | 3 |
| Subsidized Housing | |
| Yes | 0 |
| No | 3 |
| Any Other Type of Rental Assistance | |
| Yes | 1 |
| No | 2 |
| Receive Veterans Medical Assistance or Services | 1 |

La Conexión de Wood County

At Project Homeless Connect, La Conexión de Wood County provided information about their organization that advocates for the Latino/a community of Wood County. They also provided picture ID services and translation services. The organization wants to establish and nurture connections among Latinos/as and the Wood County Community, strengthen and promote their identity, promote educational and research activities to benefit Latino/a contributions in Wood County and be a resource for community needs. La Conexión can be contacted by phone at (419) 308-2328 or online at <http://laconexionwc.wordpress.com/>, [facebook.com/LaConexionDeWoodCounty](https://www.facebook.com/LaConexionDeWoodCounty) or by the web at <http://laconexionwc.wordpress.com/>.

Characteristics of Guests Visiting Agency or Accessing Services (N = 6)

| Attribute | Number |
|-------------------------------------|--------|
| Average Age | 46.50 |
| Gender | |
| Females | 5 |
| Males | 1 |
| Transgender | 0 |
| Veterans | 0 |
| Marital Status | |
| Single | 0 |
| Married | 3 |
| Divorced or Separated | 2 |
| Widowed or Other | 1 |
| Type of Household | |
| Adult Only | 2 |
| Adults and Minor Children | 4 |
| Unaccompanied Minor | 0 |
| Disabled Adults or Children In Home | 7 |
| Race/Ethnicity | |
| White | 3 |
| Black/African-America | 0 |
| American Indian or Alaskan Native | 0 |
| Hispanic/Latino Ethnicity | 4 |
| Other | 1 |
| Have Reliable Transportation | |
| Yes | 3 |
| No | 3 |

Home/Living Characteristics of Guests

| Category | Number |
|---|--------|
| Currently Homeless | 0 |
| Have Previous Eviction | 1 |
| Duration of Residency at Place Stayed Night Prior to PC | |
| 1 week or less | 0 |
| More than 1 week but less than 1 month | 1 |
| 1 to 3 months | 2 |
| More than 3 Months but Less than 1 Year | 0 |
| 1 Year or Longer | 3 |
| Where Stayed Night Prior to PC | |
| Emergency Shelter | 0 |

| | |
|--------------------------------------|---|
| Hotel/Motel (No Voucher) | 0 |
| House/Condo/Apartment Owned by Guest | 2 |
| Living with Family | 1 |
| Living with Friends | 0 |
| Place Not Meant for Habitation | 0 |
| Foster care/group home | 0 |
| Rental House/Apartment | 3 |
| Psychiatric hospital or facility | 0 |
| Other | 0 |

Income and Benefit Assistance of Guests

| Source | Number |
|--|--------|
| Employment/Job | |
| Yes | 2 |
| No | 3 |
| Receive Child Support | 0 |
| Receive Support from Other People | |
| Yes | 1 |
| No | 4 |
| Ohio Works First (OWF) | |
| Yes | 0 |
| No | 5 |
| Unemployment Benefits | |
| Yes | 0 |
| No | 5 |
| Social Security Retirement Benefits | |
| Yes | 0 |
| No | 5 |
| Social Security Disability Benefits | |
| Yes | 2 |
| No | 3 |
| Supplemental Assistance Program/Electronic Benefit Card (SNAP/EBT) | |
| Yes | 5 |
| No | 1 |
| Government Medical Assistance | |
| Yes | 4 |
| No | 1 |
| Section 8 Housing Voucher | |
| Yes | 0 |
| No | 5 |
| Subsidized Housing | |
| Yes | 0 |
| No | 5 |
| Any Other Type of Rental Assistance | |
| Yes | 0 |
| No | 5 |
| Receive Veterans Medical Assistance or Services | 0 |

Matthews Integrative Therapies

At the PC event, Matthews Integrative Therapies provided mini-sessions for craniosacral therapy. Jeanne Matthews not only offers craniosacral therapy, but also specializes in occupational therapy, therapy for newborns, therapy for adults, myofascial release, and therapy incorporating essential therapeutic oils. Matthews Integrative Therapies is located at 1236 W. Wooster, Suite C, Bowling Green, OH, 43402, and can be reached by phone at (419) 308-5622 or by email at therapymatthews@gmail.com.

Characteristics of Guests Visiting Agency or Accessing Services (N = 12)

| Attribute | Number |
|-------------------------------------|--------|
| Average Age | 42.58 |
| Gender | |
| Females | 11 |
| Males | 1 |
| Transgender | 0 |
| Veterans | 1 |
| Marital Status | |
| Single | 7 |
| Married | 0 |
| Divorced or Separated | 4 |
| Widowed or Other | 1 |
| Type of Household | |
| Adult Only | 6 |
| Adults and Minor Children | 6 |
| Unaccompanied Minor | 0 |
| Disabled Adults or Children In Home | 9 |
| Race/Ethnicity | |
| White | 11 |
| Black/African-America | 0 |
| American Indian or Alaskan Native | 0 |
| Hispanic/Latino Ethnicity | 2 |
| Other | 0 |
| Have Reliable Transportation | |
| Yes | 9 |
| No | 3 |

Home/Living Characteristics of Guests

| Category | Number |
|---|--------|
| Currently Homeless | 0 |
| Have Previous Eviction | 3 |
| Duration of Residency at Place Stayed Night Prior to PC | |
| 1 week or less | 0 |
| More than 1 week but less than 1 month | 0 |
| 1 to 3 months | 2 |
| More than 3 Months but Less than 1 Year | 2 |
| 1 Year or Longer | 7 |
| Where Stayed Night Prior to PC | |
| Emergency Shelter | 0 |


| | |
|--------------------------------------|---|
| Hotel/Motel (No Voucher) | 0 |
| House/Condo/Apartment Owned by Guest | 2 |
| Living with Family | 2 |
| Living with Friends | 0 |
| Place Not Meant for Habitation | 0 |
| Foster care/group home | 0 |
| Rental House/Apartment | 7 |
| Psychiatric hospital or facility | 0 |
| Other | 0 |

Income and Benefit Assistance of Guests

| Source | Number |
|--|--------|
| Employment/Job | |
| Yes | 4 |
| No | 5 |
| Receive Child Support | 0 |
| Receive Support from Other People | |
| Yes | 0 |
| No | 7 |
| Ohio Works First (OWF) | |
| Yes | 1 |
| No | 7 |
| Unemployment Benefits | |
| Yes | 0 |
| No | 7 |
| Social Security Retirement Benefits | |
| Yes | 2 |
| No | 6 |
| Social Security Disability Benefits | |
| Yes | 5 |
| No | 2 |
| Supplemental Assistance Program/Electronic Benefit Card (SNAP/EBT) | |
| Yes | 8 |
| No | 4 |
| Government Medical Assistance | |
| Yes | 8 |
| No | 2 |
| Section 8 Housing Voucher | |
| Yes | 0 |
| No | 8 |
| Subsidized Housing | |
| Yes | 4 |
| No | 4 |
| Any Other Type of Rental Assistance | |
| Yes | 0 |
| No | 6 |
| Receive Veterans Medical Assistance or Services | 1 |

NAMI Wood County

During Project Homeless Connect, NAMI Wood County provided information, resources, and education on mental illness. NAMI Wood County is a tax-exempt, non-profit organization and is an affiliate of the National Alliance on Mental Illness (NAMI). They Offer free educational classes, support groups, and other programs addressing mental health for Bowling Green, OH, and all surrounding Wood County communities. NAMI Wood County is located at 419 Lehman Ave, Bowling Green, OH, 43402, and can be reached by phone at (419) 352-0626. More information is also available at www.namiwoodcounty.org.



Characteristics of Guests Visiting Agency or Accessing Services (N = 7)

| Attribute | Number |
|-------------------------------------|--------|
| Average Age | 41.00 |
| Gender | |
| Females | 7 |
| Males | 0 |
| Transgender | 0 |
| Veterans | 1 |
| Marital Status | |
| Single | 2 |
| Married | 2 |
| Divorced or Separated | 3 |
| Widowed or Other | 0 |
| Type of Household | |
| Adult Only | 4 |
| Adults and Minor Children | 3 |
| Unaccompanied Minor | 0 |
| Disabled Adults or Children In Home | 8 |
| Race/Ethnicity | |
| White | 7 |
| Black/African-America | 0 |
| American Indian or Alaskan Native | 0 |
| Hispanic/Latino Ethnicity | 0 |
| Other | 0 |
| Have Reliable Transportation | |
| Yes | 5 |
| No | 2 |

Home/Living Characteristics of Guests

| Category | Number |
|---|--------|
| Currently Homeless | 0 |
| Have Previous Eviction | 0 |
| Duration of Residency at Place Stayed Night Prior to PC | |
| 1 week or less | 0 |
| More than 1 week but less than 1 month | 0 |
| 1 to 3 months | 1 |
| More than 3 Months but Less than 1 Year | 1 |

| | |
|--------------------------------------|---|
| 1 Year or Longer | 4 |
| Where Stayed Night Prior to PC | |
| Emergency Shelter | 0 |
| Hotel/Motel (No Voucher) | 0 |
| House/Condo/Apartment Owned by Guest | 2 |
| Living with Family | 0 |
| Living with Friends | 0 |
| Place Not Meant for Habitation | 0 |
| Foster care/group home | 0 |
| Rental House/Apartment | 4 |
| Psychiatric hospital or facility | 0 |
| Other | 0 |

Income and Benefit Assistance of Guests

| Source | Number |
|--|--------|
| Employment/Job | |
| Yes | 2 |
| No | 4 |
| Receive Child Support | 2 |
| Receive Support from Other People | |
| Yes | 0 |
| No | 4 |
| Ohio Works First (OWF) | |
| Yes | 0 |
| No | 5 |
| Unemployment Benefits | |
| Yes | 1 |
| No | 4 |
| Social Security Retirement Benefits | |
| Yes | 1 |
| No | 4 |
| Social Security Disability Benefits | |
| Yes | 2 |
| No | 3 |
| Supplemental Assistance Program/Electronic Benefit Card (SNAP/EBT) | |
| Yes | 3 |
| No | 4 |
| Government Medical Assistance | |
| Yes | 3 |
| No | 2 |
| Section 8 Housing Voucher | |
| Yes | 0 |
| No | 6 |
| Subsidized Housing | |
| Yes | 1 |
| No | 5 |
| Any Other Type of Rental Assistance | |

| | |
|---|---|
| Yes | 0 |
| No | 4 |
| Receive Veterans Medical Assistance or Services | 1 |

Ohio Means Jobs of Wood County

At PC the Ohio Means Jobs of Wood County provided, job seeker services, information on resumes, job postings, career counseling, short term training and youth employment services. They are located in Bowling Green Ohio. They can be contacted by phone at (419)-352-7566 or toll free at (888)-282-1118. You can view their website for more information at <http://www.jobsolutions.net/>.

Characteristics of Guests Visiting Agency or Accessing Services (N = 9)

| Attribute | Number |
|-------------------------------------|--------|
| Average Age | 29.78 |
| Gender | |
| Females | 7 |
| Males | 2 |
| Transgender | 0 |
| Veterans | 0 |
| Marital Status | |
| Single | 5 |
| Married | 1 |
| Divorced or Separated | 3 |
| Widowed or Other | 0 |
| Type of Household | |
| Adult Only | 4 |
| Adults and Minor Children | 5 |
| Unaccompanied Minor | 0 |
| Disabled Adults or Children In Home | 5 |
| Race/Ethnicity | |
| White | 8 |
| Black/African-America | 0 |
| American Indian or Alaskan Native | 0 |
| Hispanic/Latino Ethnicity | 1 |
| Other | 0 |
| Have Reliable Transportation | |
| Yes | 7 |
| No | 2 |

Home/Living Characteristics of Guests

| Category | Number |
|---|--------|
| Currently Homeless | 2 |
| Have Previous Eviction | 1 |
| Duration of Residency at Place Stayed Night Prior to PC | |
| 1 week or less | 0 |
| More than 1 week but less than 1 month | 1 |
| 1 to 3 months | 4 |
| More than 3 Months but Less than 1 Year | 2 |
| 1 Year or Longer | 2 |
| Where Stayed Night Prior to PC | |
| Emergency Shelter | 0 |
| Hotel/Motel (No Voucher) | 0 |
| House/Condo/Apartment Owned by Guest | 3 |

| | |
|----------------------------------|---|
| Living with Family | 1 |
| Living with Friends | 2 |
| Place Not Meant for Habitation | 0 |
| Foster care/group home | 0 |
| Rental House/Apartment | 3 |
| Psychiatric hospital or facility | 0 |
| Other | 0 |

Income and Benefit Assistance of Guests

| Source | Number |
|--|--------|
| Employment/Job | |
| Yes | 3 |
| No | 5 |
| Receive Child Support | 1 |
| Receive Support from Other People | |
| Yes | 1 |
| No | 4 |
| Ohio Works First (OWF) | |
| Yes | 0 |
| No | 6 |
| Unemployment Benefits | |
| Yes | 1 |
| No | 5 |
| Social Security Retirement Benefits | |
| Yes | 0 |
| No | 5 |
| Social Security Disability Benefits | |
| Yes | 1 |
| No | 5 |
| Supplemental Assistance Program/Electronic Benefit Card (SNAP/EBT) | |
| Yes | 3 |
| No | 4 |
| Government Medical Assistance | |
| Yes | 2 |
| No | 4 |
| Section 8 Housing Voucher | |
| Yes | 0 |
| No | 6 |
| Subsidized Housing | |
| Yes | 1 |
| No | 5 |
| Any Other Type of Rental Assistance | |
| Yes | 0 |
| No | 5 |
| Receive Veterans Medical Assistance or Services | 0 |

Parent Advocacy Connection

Parent Advocacy Connection is a program that offers support for families who have children who are in need of services from multiple sources. The program attempts to empower, equip and encourage families in these situations. Parent Advocacy Connection is overseen by the National Alliance on Mental Illness (NAMI) of Ohio. NAMI is located at 541 W Wooster St #2, Bowling Green, OH 43402. They can be reached by phone at (419) 352-0626. More information about Parent Advocacy Connection is available on the web at <http://www.namiohio.org/>.

Characteristics of Guests Visiting Agency or Accessing Services (N = 3)

| Attribute | Number |
|-------------------------------------|--------|
| Average Age | 37.00 |
| Gender | |
| Females | 3 |
| Males | 0 |
| Transgender | 0 |
| Veterans | 0 |
| Marital Status | |
| Single | 1 |
| Married | 1 |
| Divorced or Separated | 1 |
| Widowed or Other | 0 |
| Type of Household | |
| Adult Only | 1 |
| Adults and Minor Children | 2 |
| Unaccompanied Minor | 0 |
| Disabled Adults or Children In Home | 3 |
| Race/Ethnicity | |
| White | 3 |
| Black/African-America | 0 |
| American Indian or Alaskan Native | 0 |
| Hispanic/Latino Ethnicity | 0 |
| Other | 0 |
| Have Reliable Transportation | |
| Yes | 2 |
| No | 1 |

Home/Living Characteristics of Guests

| Category | Number |
|---|--------|
| Currently Homeless | 0 |
| Have Previous Eviction | 1 |
| Duration of Residency at Place Stayed Night Prior to PC | |
| 1 week or less | 0 |
| More than 1 week but less than 1 month | 0 |
| 1 to 3 months | 0 |
| More than 3 Months but Less than 1 Year | 0 |
| 1 Year or Longer | 3 |
| Where Stayed Night Prior to PC | |
| Emergency Shelter | 0 |

| | |
|--------------------------------------|---|
| Hotel/Motel (No Voucher) | 0 |
| House/Condo/Apartment Owned by Guest | 1 |
| Living with Family | 0 |
| Living with Friends | 0 |
| Place Not Meant for Habitation | 0 |
| Foster care/group home | 0 |
| Rental House/Apartment | 2 |
| Psychiatric hospital or facility | 0 |
| Other | 0 |

Income and Benefit Assistance of Guests

| Source | Number |
|--|--------|
| Employment/Job | |
| Yes | 0 |
| No | 1 |
| Receive Child Support | 0 |
| Receive Support from Other People | |
| Yes | 0 |
| No | 0 |
| Ohio Works First (OWF) | |
| Yes | 1 |
| No | 1 |
| Unemployment Benefits | |
| Yes | 1 |
| No | 1 |
| Social Security Retirement Benefits | |
| Yes | 0 |
| No | 0 |
| Social Security Disability Benefits | |
| Yes | 2 |
| No | 1 |
| Supplemental Assistance Program/Electronic Benefit Card (SNAP/EBT) | |
| Yes | 2 |
| No | 0 |
| Government Medical Assistance | |
| Yes | 2 |
| No | 0 |
| Section 8 Housing Voucher | |
| Yes | 1 |
| No | 1 |
| Subsidized Housing | |
| Yes | 0 |
| No | 1 |
| Any Other Type of Rental Assistance | |
| Yes | 0 |
| No | 0 |
| Receive Veterans Medical Assistance or Services | 0 |

PathStone

PathStone is a non-profit organization that provides services to low-income families and economically depressed communities. They offer families and communities many resources and programs to help improve lives. PathStone is located at 2-453 County Rd. V, Liberty Center, OH 43532. They can be reached by phone at (419) 875-6654. More information about PathStone is available on the web at <http://www.pathstone.org/>.

Characteristics of Guests Visiting Agency or Accessing Services (N = 3)

| Attribute | Number |
|-------------------------------------|--------|
| Average Age | 30.67 |
| Gender | |
| Females | 2 |
| Males | 1 |
| Transgender | 0 |
| Veterans | 0 |
| Marital Status | |
| Single | 2 |
| Married | 1 |
| Divorced or Separated | 0 |
| Widowed or Other | 0 |
| Type of Household | |
| Adult Only | 3 |
| Adults and Minor Children | 0 |
| Unaccompanied Minor | 0 |
| Disabled Adults or Children In Home | 2 |
| Race/Ethnicity | |
| White | 3 |
| Black/African-America | 0 |
| American Indian or Alaskan Native | 0 |
| Hispanic/Latino Ethnicity | 0 |
| Other | 0 |
| Have Reliable Transportation | |
| Yes | 3 |
| No | 0 |

Home/Living Characteristics of Guests

| Category | Number |
|---|--------|
| Currently Homeless | 0 |
| Have Previous Eviction | 0 |
| Duration of Residency at Place Stayed Night Prior to PC | |
| 1 week or less | 0 |
| More than 1 week but less than 1 month | 0 |
| 1 to 3 months | 0 |
| More than 3 Months but Less than 1 Year | 1 |
| 1 Year or Longer | 2 |
| Where Stayed Night Prior to PC | |
| Emergency Shelter | 0 |

| | |
|--------------------------------------|---|
| Hotel/Motel (No Voucher) | 0 |
| House/Condo/Apartment Owned by Guest | 1 |
| Living with Family | 0 |
| Living with Friends | 0 |
| Place Not Meant for Habitation | 0 |
| Foster care/group home | 0 |
| Rental House/Apartment | 2 |
| Psychiatric hospital or facility | 0 |
| Other | 0 |

Income and Benefit Assistance of Guests

| Source | Number |
|--|--------|
| Employment/Job | |
| Yes | 1 |
| No | 1 |
| Receive Child Support | 0 |
| Receive Support from Other People | |
| Yes | 0 |
| No | 1 |
| Ohio Works First (OWF) | |
| Yes | 1 |
| No | 1 |
| Unemployment Benefits | |
| Yes | 1 |
| No | 5 |
| Social Security Retirement Benefits | |
| Yes | 0 |
| No | 1 |
| Social Security Disability Benefits | |
| Yes | 1 |
| No | 1 |
| Supplemental Assistance Program/Electronic Benefit Card (SNAP/EBT) | |
| Yes | 1 |
| No | 2 |
| Government Medical Assistance | |
| Yes | 2 |
| No | 1 |
| Section 8 Housing Voucher | |
| Yes | 1 |
| No | 1 |
| Subsidized Housing | |
| Yes | 0 |
| No | 1 |
| Any Other Type of Rental Assistance | |
| Yes | 0 |
| No | 1 |
| Receive Veterans Medical Assistance or Services | 0 |

Senior Independence

Senior Independence is a program that assists older adults in getting the resources and services they need to live safely and comfortably in their homes. Senior Independence is located at 1730 S. Reynolds Rd., Toledo, Ohio, 43614. They can be reached by phone at (419) 865-1499. More information about Senior Independence is available on the web at <http://www.seniorindependence.org/>.

Characteristics of Guests Visiting Agency or Accessing Services (N = 6)

| Attribute | Number |
|-------------------------------------|--------|
| Average Age | 59.50 |
| Gender | |
| Females | 5 |
| Males | 1 |
| Transgender | 0 |
| Veterans | 0 |
| Marital Status | |
| Single | 2 |
| Married | 1 |
| Divorced or Separated | 3 |
| Widowed or Other | 0 |
| Type of Household | |
| Adult Only | 4 |
| Adults and Minor Children | 2 |
| Unaccompanied Minor | 0 |
| Disabled Adults or Children In Home | 3 |
| Race/Ethnicity | |
| White | 6 |
| Black/African-America | 0 |
| American Indian or Alaskan Native | 0 |
| Hispanic/Latino Ethnicity | 0 |
| Other | 0 |
| Have Reliable Transportation | |
| Yes | 5 |
| No | 1 |

Home/Living Characteristics of Guests

| Category | Number |
|---|--------|
| Currently Homeless | 0 |
| Have Previous Eviction | 1 |
| Duration of Residency at Place Stayed Night Prior to PC | |
| 1 week or less | 0 |
| More than 1 week but less than 1 month | 0 |
| 1 to 3 months | 0 |
| More than 3 Months but Less than 1 Year | 1 |
| 1 Year or Longer | 5 |
| Where Stayed Night Prior to PC | |
| Emergency Shelter | 0 |

| | |
|--------------------------------------|---|
| Hotel/Motel (No Voucher) | 0 |
| House/Condo/Apartment Owned by Guest | 0 |
| Living with Family | 0 |
| Living with Friends | 0 |
| Place Not Meant for Habitation | 0 |
| Foster care/group home | 0 |
| Rental House/Apartment | 6 |
| Psychiatric hospital or facility | 0 |
| Other | 0 |

Income and Benefit Assistance of Guests

| Source | Number |
|--|--------|
| Employment/Job | |
| Yes | 2 |
| No | 1 |
| Receive Child Support | 0 |
| Receive Support from Other People | |
| Yes | 0 |
| No | 2 |
| Ohio Works First (OWF) | |
| Yes | 1 |
| No | 2 |
| Unemployment Benefits | |
| Yes | 1 |
| No | 2 |
| Social Security Retirement Benefits | |
| Yes | 3 |
| No | 2 |
| Social Security Disability Benefits | |
| Yes | 3 |
| No | 0 |
| Supplemental Assistance Program/Electronic Benefit Card (SNAP/EBT) | |
| Yes | 4 |
| No | 1 |
| Government Medical Assistance | |
| Yes | 4 |
| No | 1 |
| Section 8 Housing Voucher | |
| Yes | 1 |
| No | 4 |
| Subsidized Housing | |
| Yes | 2 |
| No | 3 |
| Any Other Type of Rental Assistance | |
| Yes | 0 |
| No | 3 |
| Receive Veterans Medical Assistance or Services | 1 |

Social Security Administration

Social Security Administration is a federal agency that assigns social security numbers, administers social security and the Supplemental Security Income program. Social Security Administration is located at 745 Innovation Dr., Bowling Green, OH 43402. They can be reached by phone at 1-866-931-7674. More information about Social Security Administration is available on the web at <http://www.ssa.gov/>.

Characteristics of Guests Visiting Agency or Accessing Services (N = 31)

| Attribute | Number |
|-------------------------------------|--------|
| Average Age | 42.81 |
| Gender | |
| Females | 20 |
| Males | 11 |
| Transgender | 0 |
| Veterans | 2 |
| Marital Status | |
| Single | 15 |
| Married | 7 |
| Divorced or Separated | 8 |
| Widowed or Other | 1 |
| Type of Household | |
| Adult Only | 23 |
| Adults and Minor Children | 8 |
| Unaccompanied Minor | 0 |
| Disabled Adults or Children In Home | 18 |
| Race/Ethnicity | |
| White | 28 |
| Black/African-America | 0 |
| American Indian or Alaskan Native | 0 |
| Hispanic/Latino Ethnicity | 6 |
| Other | 1 |
| Have Reliable Transportation | |
| Yes | 19 |
| No | 12 |

Home/Living Characteristics of Guests

| Category | Number |
|---|--------|
| Currently Homeless | 2 |
| Have Previous Eviction | 4 |
| Duration of Residency at Place Stayed Night Prior to PC | |
| 1 week or less | 2 |
| More than 1 week but less than 1 month | 2 |
| 1 to 3 months | 6 |
| More than 3 Months but Less than 1 Year | 4 |
| 1 Year or Longer | 16 |
| Where Stayed Night Prior to PC | |
| Emergency Shelter | 0 |

| | |
|--------------------------------------|----|
| Hotel/Motel (No Voucher) | 1 |
| House/Condo/Apartment Owned by Guest | 7 |
| Living with Family | 1 |
| Living with Friends | 1 |
| Place Not Meant for Habitation | 0 |
| Foster care/group home | 0 |
| Rental House/Apartment | 17 |
| Psychiatric hospital or facility | 0 |
| Other | 3 |

Income and Benefit Assistance of Guests

| Source | Number |
|--|--------|
| Employment/Job | |
| Yes | 8 |
| No | 10 |
| Receive Child Support | 2 |
| Receive Support from Other People | |
| Yes | 1 |
| No | 11 |
| Ohio Works First (OWF) | |
| Yes | 0 |
| No | 13 |
| Unemployment Benefits | |
| Yes | 1 |
| No | 12 |
| Social Security Retirement Benefits | |
| Yes | 5 |
| No | 12 |
| Social Security Disability Benefits | |
| Yes | 8 |
| No | 11 |
| Supplemental Assistance Program/Electronic Benefit Card (SNAP/EBT) | |
| Yes | 11 |
| No | 14 |
| Government Medical Assistance | |
| Yes | 13 |
| No | 9 |
| Section 8 Housing Voucher | |
| Yes | 1 |
| No | 18 |
| Subsidized Housing | |
| Yes | 5 |
| No | 15 |
| Any Other Type of Rental Assistance | |
| Yes | 1 |
| No | 15 |
| Receive Veterans Medical Assistance or Services | 1 |

St. Timothy's Episcopal Church Clothesline

At PC St. Timothy's Episcopal Church Clothesline provided information about their free clothing ministry. They will also be distributing winter coats, hats, and gloves during the event. They are located at 871 East Boundary Street, Perrysburg, Ohio. They can be reached by phone at (419)-874-5704 or by email at office@saint-timothy.net. You can view their website for more information at <http://saint-timothy.net/>.

Characteristics of Guests Visiting Agency or Accessing Services (N = 24)

| Attribute | Number |
|-------------------------------------|--------|
| Average Age | 43.83 |
| Gender | |
| Females | 22 |
| Males | 2 |
| Transgender | 0 |
| Veterans | 1 |
| Marital Status | |
| Single | 10 |
| Married | 6 |
| Divorced or Separated | 8 |
| Widowed or Other | 0 |
| Type of Household | |
| Adult Only | 17 |
| Adults and Minor Children | 7 |
| Unaccompanied Minor | 0 |
| Disabled Adults or Children In Home | 10 |
| Race/Ethnicity | |
| White | 22 |
| Black/African-America | 0 |
| American Indian or Alaskan Native | 0 |
| Hispanic/Latino Ethnicity | 2 |
| Other | 2 |
| Have Reliable Transportation | |
| Yes | 19 |
| No | 5 |

Home/Living Characteristics of Guests

| Category | Number |
|---|--------|
| Currently Homeless | 2 |
| Have Previous Eviction | 3 |
| Duration of Residency at Place Stayed Night Prior to PC | |
| 1 week or less | 1 |
| More than 1 week but less than 1 month | 0 |
| 1 to 3 months | 4 |
| More than 3 Months but Less than 1 Year | 5 |
| 1 Year or Longer | 13 |
| Where Stayed Night Prior to PC | |

| | |
|--------------------------------------|----|
| Emergency Shelter | 0 |
| Hotel/Motel (No Voucher) | 0 |
| House/Condo/Apartment Owned by Guest | 4 |
| Living with Family | 2 |
| Living with Friends | 1 |
| Place Not Meant for Habitation | 0 |
| Foster care/group home | 0 |
| Rental House/Apartment | 13 |
| Psychiatric hospital or facility | 2 |
| Other | 1 |

Income and Benefit Assistance of Guests

| Source | Number |
|--|--------|
| Employment/Job | |
| Yes | 3 |
| No | 10 |
| Receive Child Support | 3 |
| Receive Support from Other People | |
| Yes | 0 |
| No | 13 |
| Ohio Works First (OWF) | |
| Yes | 1 |
| No | 12 |
| Unemployment Benefits | |
| Yes | 2 |
| No | 12 |
| Social Security Retirement Benefits | |
| Yes | 2 |
| No | 12 |
| Social Security Disability Benefits | |
| Yes | 13 |
| No | 6 |
| Supplemental Assistance Program/Electronic Benefit Card (SNAP/EBT) | |
| Yes | 17 |
| No | 5 |
| Government Medical Assistance | |
| Yes | 13 |
| No | 5 |
| Section 8 Housing Voucher | |
| Yes | 3 |
| No | 12 |
| Subsidized Housing | |
| Yes | 7 |
| No | 10 |
| Any Other Type of Rental Assistance | |
| Yes | 3 |
| No | 11 |
| Receive Veterans Medical Assistance or Services | 2 |

The Cocoon

The Cocoon is a shelter that provide safe housings for victims of domestic violence. They also provide many other services such as crisis intervention, information and referrals, court advocacy, medical advocacy, and financial literacy assistance. The Cocoon can be reached by mail at P.O. Box 1165 Bowling Green, OH 43402 or by phone at (419) 373-1730. For services, call the Link at (419) 352-1545 and ask for a Cocoon advocate. More information about The Cocoon is available on the web at <http://www.cocoonshelter.org/>.

Characteristics of Guests Visiting Agency or Accessing Services (N = 3)

| Attribute | Number |
|-------------------------------------|--------|
| Average Age | 50.00 |
| Gender | |
| Females | 3 |
| Males | 0 |
| Transgender | 0 |
| Veterans | 0 |
| Marital Status | |
| Single | 1 |
| Married | 1 |
| Divorced or Separated | 1 |
| Widowed or Other | 0 |
| Type of Household | |
| Adult Only | 3 |
| Adults and Minor Children | 0 |
| Unaccompanied Minor | 0 |
| Disabled Adults or Children In Home | 1 |
| Race/Ethnicity | |
| White | 3 |
| Black/African-America | 0 |
| American Indian or Alaskan Native | 0 |
| Hispanic/Latino Ethnicity | 0 |
| Other | 0 |
| Have Reliable Transportation | |
| Yes | 2 |
| No | 1 |

Home/Living Characteristics of Guests

| Category | Number |
|---|--------|
| Currently Homeless | 1 |
| Have Previous Eviction | 0 |
| Duration of Residency at Place Stayed Night Prior to PC | |
| 1 week or less | 0 |
| More than 1 week but less than 1 month | 1 |
| 1 to 3 months | 0 |
| More than 3 Months but Less than 1 Year | 0 |
| 1 Year or Longer | 2 |
| Where Stayed Night Prior to PC | |
| Emergency Shelter | 1 |
| Hotel/Motel (No Voucher) | 0 |

| | |
|--------------------------------------|---|
| House/Condo/Apartment Owned by Guest | 1 |
| Living with Family | 0 |
| Living with Friends | 0 |
| Place Not Meant for Habitation | 0 |
| Foster care/group home | 0 |
| Rental House/Apartment | 0 |
| Psychiatric hospital or facility | 0 |
| Other | 1 |

Income and Benefit Assistance of Guests

| Source | Number |
|--|--------|
| Employment/Job | |
| Yes | 0 |
| No | 2 |
| Receive Child Support | 0 |
| Receive Support from Other People | |
| Yes | 0 |
| No | 2 |
| Ohio Works First (OWF) | |
| Yes | 0 |
| No | 2 |
| Unemployment Benefits | |
| Yes | 0 |
| No | 2 |
| Social Security Retirement Benefits | |
| Yes | 0 |
| No | 2 |
| Social Security Disability Benefits | |
| Yes | 0 |
| No | 2 |
| Supplemental Assistance Program/Electronic Benefit Card (SNAP/EBT) | |
| Yes | 1 |
| No | 2 |
| Government Medical Assistance | |
| Yes | 0 |
| No | 3 |
| Section 8 Housing Voucher | |
| Yes | 0 |
| No | 3 |
| Subsidized Housing | |
| Yes | 0 |
| No | 3 |
| Any Other Type of Rental Assistance | |
| Yes | 0 |
| No | 3 |
| Receive Veterans Medical Assistance or Services | 0 |

Salvation Army



Throughout the PC event, the Salvation Army provided information about limited rent, utility, and transportation assistance, and gave clients the ability to make appointments for follow-ups. The Salvation Army also provided Holiday Assistance Applications for

Thanksgiving and Christmas.

The **Bowling Green** branch of the Salvation Army offers help to find rental or public housing, can help pay for a rental property or mortgage down payment, and can help with utility disconnect and reconnection. The Salvation Army in Bowling Green has one apartment to provide shelter for families in need. The Bowling Green Salvation Army can be contacted by calling (419) 352-5918 or by going to 1045 N. Main St., Bowling Green, OH, 43402.

The **North Baltimore** branch of the Salvation Army requires that individuals meet the family criteria to obtain rental monetary assistance. They also offer help with rent payments, utility disconnection and reconnection, and making payments for prescription medication once a year. This branch also runs a few food assistance programs such as: **Soup Kitchen** and **Food Pantry**. The Soup Kitchen is free for the individual attending and is held from 5-6:30 p.m. during the last week of every month. The Food Pantry is also free for the individuals attending and walk-ins are welcome. This service is also offered once a month and there are specific requirements, including the presentation of a photo ID and that the individual/family must be under 200% of the federal poverty level. The North Baltimore Salvation Army can be contacted by calling (419) 257-9064 or by going in person to 123 East Broadway, North Baltimore, OH, 45872.

Characteristics of Guests Visiting Agency or Accessing Services (N = 9)

| Attribute | Number |
|-------------------------------------|--------|
| Average Age | 35.44 |
| Gender | |
| Females | 5 |
| Males | 4 |
| Transgender | 0 |
| Veterans | 0 |
| Marital Status | |
| Single | 7 |
| Married | 1 |
| Divorced or Separated | 1 |
| Widowed or Other | 0 |
| Type of Household | |
| Adult Only | 3 |
| Adults and Minor Children | 6 |
| Unaccompanied Minor | 0 |
| Disabled Adults or Children In Home | 4 |
| Race/Ethnicity | |
| White | 6 |
| Black/African-America | 1 |
| American Indian or Alaskan Native | 0 |
| Hispanic/Latino Ethnicity | 3 |
| Other | 1 |
| Have Reliable Transportation | |
| Yes | 7 |
| No | 2 |

Home/Living Characteristics of Guests

| Category | Number |
|---|--------|
| Currently Homeless | 0 |
| Have Previous Eviction | 3 |
| Duration of Residency at Place Stayed Night Prior to PC | |
| 1 week or less | 0 |
| More than 1 week but less than 1 month | 0 |
| 1 to 3 months | 1 |
| More than 3 Months but Less than 1 Year | 4 |
| 1 Year or Longer | 4 |
| Where Stayed Night Prior to PC | |
| Emergency Shelter | 0 |
| Hotel/Motel (No Voucher) | 0 |
| House/Condo/Apartment Owned by Guest | 2 |
| Living with Family | 1 |
| Living with Friends | 0 |
| Place Not Meant for Habitation | 0 |
| Foster care/group home | 0 |
| Rental House/Apartment | 6 |
| Psychiatric hospital or facility | 0 |
| Other | 0 |

Income and Benefit Assistance of Guests

| Source | Number |
|--|--------|
| Employment/Job | |
| Yes | 3 |
| No | 4 |
| Receive Child Support | 2 |
| Receive Support from Other People | |
| Yes | 1 |
| No | 5 |
| Ohio Works First (OWF) | |
| Yes | 0 |
| No | 6 |
| Unemployment Benefits | |
| Yes | 1 |
| No | 5 |
| Social Security Retirement Benefits | |
| Yes | 0 |
| No | 6 |
| Social Security Disability Benefits | |
| Yes | 0 |
| No | 6 |
| Supplemental Assistance Program/Electronic Benefit Card (SNAP/EBT) | |
| Yes | 4 |
| No | 5 |

| | |
|---|---|
| Government Medical Assistance | |
| Yes | 3 |
| No | 4 |
| Section 8 Housing Voucher | |
| Yes | 0 |
| No | 6 |
| Subsidized Housing | |
| Yes | 1 |
| No | 5 |
| Any Other Type of Rental Assistance | |
| Yes | 0 |
| No | 6 |
| Receive Veterans Medical Assistance or Services | 0 |

Salvation Army Christmas

Salvation Army also provides assistance to families in need over the holidays. These items include Christmas dinners, clothing, and toys.

Characteristics of Guests Visiting Agency or Accessing Services (N = 56)

| Attribute | Number |
|-------------------------------------|--------|
| Average Age | 42.04 |
| Gender | |
| Females | 46 |
| Males | 10 |
| Transgender | 0 |
| Veterans | 4 |
| Marital Status | |
| Single | 25 |
| Married | 12 |
| Divorced or Separated | 16 |
| Widowed or Other | 3 |
| Type of Household | |
| Adult Only | 26 |
| Adults and Minor Children | 29 |
| Unaccompanied Minor | 0 |
| Disabled Adults or Children In Home | 30 |
| Race/Ethnicity | |
| White | 47 |
| Black/African-America | 1 |
| American Indian or Alaskan Native | 0 |
| Hispanic/Latino Ethnicity | 10 |
| Other | 6 |
| Have Reliable Transportation | |
| Yes | 44 |
| No | 12 |

Home/Living Characteristics of Guests

| Category | Number |
|---|--------|
| Currently Homeless | 3 |
| Have Previous Eviction | 6 |
| Duration of Residency at Place Stayed Night Prior to PC | |
| 1 week or less | 0 |
| More than 1 week but less than 1 month | 1 |
| 1 to 3 months | 9 |
| More than 3 Months but Less than 1 Year | 9 |
| 1 Year or Longer | 30 |
| Where Stayed Night Prior to PC | |
| Emergency Shelter | 0 |
| Hotel/Motel (No Voucher) | 0 |
| House/Condo/Apartment Owned by Guest | 11 |
| Living with Family | 4 |
| Living with Friends | 4 |

| | |
|----------------------------------|----|
| Place Not Meant for Habitation | 0 |
| Foster care/group home | 0 |
| Rental House/Apartment | 27 |
| Psychiatric hospital or facility | 1 |
| Other | 2 |

Income and Benefit Assistance of Guests

| Source | Number |
|--|--------|
| Employment/Job | |
| Yes | 14 |
| No | 21 |
| Receive Child Support | 6 |
| Receive Support from Other People | |
| Yes | 0 |
| No | 27 |
| Ohio Works First (OWF) | |
| Yes | 2 |
| No | 27 |
| Unemployment Benefits | |
| Yes | 2 |
| No | 28 |
| Social Security Retirement Benefits | |
| Yes | 4 |
| No | 26 |
| Social Security Disability Benefits | |
| Yes | 22 |
| No | 19 |
| Supplemental Assistance Program/Electronic Benefit Card (SNAP/EBT) | |
| Yes | 33 |
| No | 16 |
| Government Medical Assistance | |
| Yes | 32 |
| No | 17 |
| Section 8 Housing Voucher | |
| Yes | 5 |
| No | 31 |
| Subsidized Housing | |
| Yes | 3 |
| No | 31 |
| Any Other Type of Rental Assistance | |
| Yes | 1 |
| No | 29 |
| Receive Veterans Medical Assistance or Services | 1 |

The Fringe

At PC the Fringe Thrift Store provided personal care items like coats, boots, store vouchers and hygiene kits to guests. They are located at 1234 N Main St. Bowling Green, Ohio. Phone: (419) 340- 0913.

Characteristics of Guests Visiting Agency or Accessing Services (N = 43)

| Attribute | Number |
|-------------------------------------|--------|
| Average Age | 42.65 |
| Gender | |
| Females | 36 |
| Males | 7 |
| Transgender | 0 |
| Veterans | 2 |
| Marital Status | |
| Single | 16 |
| Married | 12 |
| Divorced or Separated | 14 |
| Widowed or Other | 1 |
| Type of Household | |
| Adult Only | 21 |
| Adults and Minor Children | 22 |
| Unaccompanied Minor | 0 |
| Disabled Adults or Children In Home | 26 |
| Race/Ethnicity | |
| White | 35 |
| Black/African-America | 2 |
| American Indian or Alaskan Native | 1 |
| Hispanic/Latino Ethnicity | 6 |
| Other | 4 |
| Have Reliable Transportation | |
| Yes | 36 |
| No | 7 |

Home/Living Characteristics of Guests

| Category | Number |
|---|--------|
| Currently Homeless | 2 |
| Have Previous Eviction | 6 |
| Duration of Residency at Place Stayed Night Prior to PC | |
| 1 week or less | 0 |
| More than 1 week but less than 1 month | 3 |
| 1 to 3 months | 5 |
| More than 3 Months but Less than 1 Year | 7 |
| 1 Year or Longer | 24 |
| Where Stayed Night Prior to PC | |
| Emergency Shelter | 0 |
| Hotel/Motel (No Voucher) | 0 |
| House/Condo/Apartment Owned by Guest | 9 |
| Living with Family | 2 |
| Living with Friends | 1 |

| | |
|----------------------------------|----|
| Place Not Meant for Habitation | 0 |
| Foster care/group home | 0 |
| Rental House/Apartment | 26 |
| Psychiatric hospital or facility | 0 |
| Other | 1 |

Income and Benefit Assistance of Guests

| Source | Number |
|--|--------|
| Employment/Job | |
| Yes | 13 |
| No | 16 |
| Receive Child Support | 6 |
| Receive Support from Other People | |
| Yes | 0 |
| No | 22 |
| Ohio Works First (OWF) | |
| Yes | 1 |
| No | 22 |
| Unemployment Benefits | |
| Yes | 0 |
| No | 22 |
| Social Security Retirement Benefits | |
| Yes | 4 |
| No | 22 |
| Social Security Disability Benefits | |
| Yes | 18 |
| No | 11 |
| Supplemental Assistance Program/Electronic Benefit Card (SNAP/EBT) | |
| Yes | 28 |
| No | 9 |
| Government Medical Assistance | |
| Yes | 24 |
| No | 8 |
| Section 8 Housing Voucher | |
| Yes | 3 |
| No | 21 |
| Subsidized Housing | |
| Yes | 8 |
| No | 18 |
| Any Other Type of Rental Assistance | |
| Yes | 3 |
| No | 21 |
| Receive Veterans Medical Assistance or Services | 2 |

United Way 2-1-1

United Way 2-1-1 is a free, confidential, anonymous, non-emergency information and referral service that connects Lucas, Wood, Ottawa, Erie, and Hancock County the health and human services they need. The service is available day, seven days a week, as well as during disasters. Some of the they provide include: job training opportunities, financial or legal foreclosure / low-income housing, homelessness assistance and referrals, health care services, food assistance/food pantries, abuse treatment, child or elderly care, and holiday assistance. 1-1 is located at 1616 E. Wooster, in Bowling Green, Ohio, and contacted by telephone at (419) 352-2390. United Way 2-1-1 is open Monday through Friday from 8:30 a.m. until 5 p.m.



residents to 24 hours a services that counseling, shelter substance United Way 2- can be

Characteristics of Guests Visiting Agency or Accessing Services (N = 8)

| Attribute | Number |
|-------------------------------------|--------|
| Average Age | 46.13 |
| Gender | |
| Females | 6 |
| Males | 2 |
| Transgender | 0 |
| Veterans | 0 |
| Marital Status | |
| Single | 2 |
| Married | 1 |
| Divorced or Separated | 4 |
| Widowed or Other | 1 |
| Type of Household | |
| Adult Only | 7 |
| Adults and Minor Children | 1 |
| Unaccompanied Minor | 0 |
| Disabled Adults or Children In Home | 4 |
| Race/Ethnicity | |
| White | 8 |
| Black/African-America | 0 |
| American Indian or Alaskan Native | 0 |
| Hispanic/Latino Ethnicity | 0 |
| Other | 0 |
| Have Reliable Transportation | |
| Yes | 7 |
| No | 1 |

Home/Living Characteristics of Guests

| Category | Number |
|---|--------|
| Currently Homeless | 0 |
| Have Previous Eviction | 0 |
| Duration of Residency at Place Stayed Night Prior to PC | |
| 1 week or less | 0 |

| | |
|---|---|
| More than 1 week but less than 1 month | 0 |
| 1 to 3 months | 2 |
| More than 3 Months but Less than 1 Year | 0 |
| 1 Year or Longer | 6 |
| Where Stayed Night Prior to PC | |
| Emergency Shelter | 0 |
| Hotel/Motel (No Voucher) | 0 |
| House/Condo/Apartment Owned by Guest | 3 |
| Living with Family | 0 |
| Living with Friends | 0 |
| Place Not Meant for Habitation | 0 |
| Foster care/group home | 0 |
| Rental House/Apartment | 4 |
| Psychiatric hospital or facility | 0 |
| Other | 1 |

Income and Benefit Assistance of Guests

| Source | Number |
|--|--------|
| Employment/Job | |
| Yes | 1 |
| No | 6 |
| Receive Child Support | 1 |
| Receive Support from Other People | |
| Yes | 0 |
| No | 7 |
| Ohio Works First (OWF) | |
| Yes | 0 |
| No | 7 |
| Unemployment Benefits | |
| Yes | 2 |
| No | 5 |
| Social Security Retirement Benefits | |
| Yes | 1 |
| No | 6 |
| Social Security Disability Benefits | |
| Yes | 2 |
| No | 5 |
| Supplemental Assistance Program/Electronic Benefit Card (SNAP/EBT) | |
| Yes | 3 |
| No | 5 |
| Government Medical Assistance | |
| Yes | 3 |
| No | 5 |
| Section 8 Housing Voucher | |
| Yes | 1 |
| No | 7 |
| Subsidized Housing | |

| | |
|---|---|
| Yes | 0 |
| No | 7 |
| Any Other Type of Rental Assistance | |
| Yes | 0 |
| No | 7 |
| Receive Veterans Medical Assistance or Services | 0 |

Wood County Area Ministries (WAM)

Wood County Area Ministries provided clothing and personal care/toiletries to those in attendance at PC as they were finishing up their day and preparing to leave. Wood County Area Ministries (WAM) connects local churches, of all denominations, with affiliated service-oriented organizations to work together to serve those in need. Wood County Area Ministries (WAM) is based out of St. Mark's Lutheran Church at 315 S. College St., in Bowling Green, OH. This church can be reached by phone at (419) 352-1322, or by e-mail through their website at www.woodcountyareaministries.org.

Characteristics of Guests Visiting Agency or Accessing Services (N = 40)

| Attribute | Number |
|-------------------------------------|--------|
| Average Age | 43.68 |
| Gender | |
| Females | 29 |
| Males | 11 |
| Transgender | 0 |
| Veterans | 2 |
| Marital Status | |
| Single | 19 |
| Married | 7 |
| Divorced or Separated | 12 |
| Widowed or Other | 2 |
| Type of Household | |
| Adult Only | 23 |
| Adults and Minor Children | 17 |
| Unaccompanied Minor | 0 |
| Disabled Adults or Children In Home | 23 |
| Race/Ethnicity | |
| White | 32 |
| Black/African-America | 1 |
| American Indian or Alaskan Native | 0 |
| Hispanic/Latino Ethnicity | 9 |
| Other | 6 |
| Have Reliable Transportation | |
| Yes | 30 |
| No | 10 |

Home/Living Characteristics of Guests

| Category | Number |
|---|--------|
| Currently Homeless | 0 |
| Have Previous Eviction | 6 |
| Duration of Residency at Place Stayed Night Prior to PC | |
| 1 week or less | 1 |
| More than 1 week but less than 1 month | 1 |
| 1 to 3 months | 3 |
| More than 3 Months but Less than 1 Year | 6 |
| 1 Year or Longer | 26 |
| Where Stayed Night Prior to PC | |
| Emergency Shelter | 0 |

| | |
|--------------------------------------|----|
| Hotel/Motel (No Voucher) | 0 |
| House/Condo/Apartment Owned by Guest | 8 |
| Living with Family | 2 |
| Living with Friends | 3 |
| Place Not Meant for Habitation | 0 |
| Foster care/group home | 0 |
| Rental House/Apartment | 20 |
| Psychiatric hospital or facility | 1 |
| Other | 3 |

Income and Benefit Assistance of Guests

| Source | Number |
|--|--------|
| Employment/Job | |
| Yes | 10 |
| No | 19 |
| Receive Child Support | 3 |
| Receive Support from Other People | |
| Yes | 1 |
| No | 23 |
| Ohio Works First (OWF) | |
| Yes | 1 |
| No | 23 |
| Unemployment Benefits | |
| Yes | 2 |
| No | 23 |
| Social Security Retirement Benefits | |
| Yes | 4 |
| No | 23 |
| Social Security Disability Benefits | |
| Yes | 12 |
| No | 17 |
| Supplemental Assistance Program/Electronic Benefit Card (SNAP/EBT) | |
| Yes | 18 |
| No | 14 |
| Government Medical Assistance | |
| Yes | 21 |
| No | 12 |
| Section 8 Housing Voucher | |
| Yes | 2 |
| No | 24 |
| Subsidized Housing | |
| Yes | 4 |
| No | 23 |
| Any Other Type of Rental Assistance | |
| Yes | 1 |
| No | 23 |
| Receive Veterans Medical Assistance or Services | 1 |

Westhaven Apartments

At the PC event, Westhaven Apartments provided information on low income housing. Westhaven Apartments offers affordable housing for low income seniors (who are 62 years or older) and people with disabilities. The goal of Westhaven is to provide quality, safe, and affordable homes for their residents. Westhaven offices are open Monday, Wednesday, and Friday from 9 a.m. until 4:30 p.m. and are located at 220 Sprigg St, in North Baltimore, OH, and they can be reached by phone at (419) 257-2717.

Characteristics of Guests Visiting Agency or Accessing Services (N = 2)

| Attribute | Number |
|-------------------------------------|--------|
| Average Age | 39.00 |
| Gender | |
| Females | 2 |
| Males | 0 |
| Transgender | 0 |
| Veterans | 0 |
| Marital Status | |
| Single | 0 |
| Married | 1 |
| Divorced or Separated | 1 |
| Widowed or Other | 0 |
| Type of Household | |
| Adult Only | 1 |
| Adults and Minor Children | 1 |
| Unaccompanied Minor | 0 |
| Disabled Adults or Children In Home | 2 |
| Race/Ethnicity | |
| White | 2 |
| Black/African-America | 0 |
| American Indian or Alaskan Native | 0 |
| Hispanic/Latino Ethnicity | 0 |
| Other | 0 |
| Have Reliable Transportation | |
| Yes | 2 |
| No | 0 |

Home/Living Characteristics of Guests

| Category | Number |
|---|--------|
| Currently Homeless | 1 |
| Have Previous Eviction | 0 |
| Duration of Residency at Place Stayed Night Prior to PC | |
| 1 week or less | 0 |
| More than 1 week but less than 1 month | 0 |
| 1 to 3 months | 1 |
| More than 3 Months but Less than 1 Year | 0 |
| 1 Year or Longer | 1 |
| Where Stayed Night Prior to PC | |
| Emergency Shelter | 0 |

| | |
|--------------------------------------|---|
| Hotel/Motel (No Voucher) | 0 |
| House/Condo/Apartment Owned by Guest | 0 |
| Living with Family | 0 |
| Living with Friends | 1 |
| Place Not Meant for Habitation | 0 |
| Foster care/group home | 0 |
| Rental House/Apartment | 1 |
| Psychiatric hospital or facility | 0 |
| Other | 0 |

Income and Benefit Assistance of Guests

| Source | Number |
|--|--------|
| Employment/Job | |
| Yes | 0 |
| No | 1 |
| Receive Child Support | 0 |
| Receive Support from Other People | |
| Yes | 0 |
| No | 1 |
| Ohio Works First (OWF) | |
| Yes | 1 |
| No | 1 |
| Unemployment Benefits | |
| Yes | 1 |
| No | 1 |
| Social Security Retirement Benefits | |
| Yes | 0 |
| No | 1 |
| Social Security Disability Benefits | |
| Yes | 2 |
| No | 0 |
| Supplemental Assistance Program/Electronic Benefit Card (SNAP/EBT) | |
| Yes | 2 |
| No | 0 |
| Government Medical Assistance | |
| Yes | 1 |
| No | 1 |
| Section 8 Housing Voucher | |
| Yes | 1 |
| No | 1 |
| Subsidized Housing | |
| Yes | 0 |
| No | 1 |
| Any Other Type of Rental Assistance | |
| Yes | 0 |
| No | 1 |
| Receive Veterans Medical Assistance or Services | 0 |

Wood County Alcohol, Drug Addiction & Mental Health Services Board

Throughout the PC event, this board of services provided information concerning alcohol, drug addiction, and mental health. The Alcohol, Drug Addiction and Mental Health Services Board offers a wide variety of quality programs and services. Most services offered are supported by Wood County levy funds and are accessible to all residents. Some services do not have a fee while others that are offered do have a fee based on ability to pay. WCADAMHS advocates, plans, develops funds, manages, and evaluates community-based mental health and addiction prevention, treatment, recovery services to improve the quality of life for Wood County residents. WCADAMHS is located at 745 Haskins Road, Suite H, in Bowling Green, and are open from 8 a.m. to 4 p.m. They can be contacted by telephone at (419) 352-8475 or online at <http://www.wcadamh.org>.

Characteristics of Guests Visiting Agency or Accessing Services (N = 3)

| Attribute | Number |
|-------------------------------------|--------|
| Average Age | 44.00 |
| Gender | |
| Females | 2 |
| Males | 1 |
| Transgender | 0 |
| Veterans | 0 |
| Marital Status | |
| Single | 2 |
| Married | 1 |
| Divorced or Separated | 0 |
| Widowed or Other | 0 |
| Type of Household | |
| Adult Only | 2 |
| Adults and Minor Children | 1 |
| Unaccompanied Minor | 0 |
| Disabled Adults or Children In Home | 2 |
| Race/Ethnicity | |
| White | 2 |
| Black/African-America | 0 |
| American Indian or Alaskan Native | 0 |
| Hispanic/Latino Ethnicity | 1 |
| Other | 0 |
| Have Reliable Transportation | |
| Yes | 2 |
| No | 1 |

Home/Living Characteristics of Guests

| Category | Number |
|---|--------|
| Currently Homeless | 0 |
| Have Previous Eviction | 2 |
| Duration of Residency at Place Stayed Night Prior to PC | |
| 1 week or less | 0 |
| More than 1 week but less than 1 month | 0 |
| 1 to 3 months | 1 |
| More than 3 Months but Less than 1 Year | 0 |
| 1 Year or Longer | 2 |
| Where Stayed Night Prior to PC | |

| | |
|--------------------------------------|---|
| Emergency Shelter | 0 |
| Hotel/Motel (No Voucher) | 0 |
| House/Condo/Apartment Owned by Guest | 0 |
| Living with Family | 1 |
| Living with Friends | 0 |
| Place Not Meant for Habitation | 0 |
| Foster care/group home | 0 |
| Rental House/Apartment | 1 |
| Psychiatric hospital or facility | 1 |
| Other | 0 |

Income and Benefit Assistance of Guests

| Source | Number |
|--|--------|
| Employment/Job | |
| Yes | 0 |
| No | 1 |
| Receive Child Support | 0 |
| Receive Support from Other People | |
| Yes | 0 |
| No | 1 |
| Ohio Works First (OWF) | |
| Yes | 1 |
| No | 1 |
| Unemployment Benefits | |
| Yes | 1 |
| No | 1 |
| Social Security Retirement Benefits | |
| Yes | 0 |
| No | 1 |
| Social Security Disability Benefits | |
| Yes | 2 |
| No | 1 |
| Supplemental Assistance Program/Electronic Benefit Card (SNAP/EBT) | |
| Yes | 2 |
| No | 1 |
| Government Medical Assistance | |
| Yes | 1 |
| No | 1 |
| Section 8 Housing Voucher | |
| Yes | 1 |
| No | 1 |
| Subsidized Housing | |
| Yes | 0 |
| No | 1 |
| Any Other Type of Rental Assistance | |
| Yes | 0 |
| No | 1 |
| Receive Veterans Medical Assistance or Services | 0 |

Wood County Educational Service Center

Wood County Educational Service Center is an organization that provides educational services and programs to the wood county area. Some of the services and programs they provide are Alternative School, Youth Employment Program, Safe Schools/Healthy Students, Community Learning Centers, and Preschool. Wood County Educational Service Center is located 1867 North Research Drive, Bowling Green, Ohio 43402. They can be reached by phone at (419) 354-9010. More information about Wood County Educational Service Center is available on the web at <http://www.wood.k12.oh.us/>.

Characteristics of Guests Visiting Agency or Accessing Services (N = 2)

| Attribute | Number |
|-------------------------------------|--------|
| Average Age | 50.50 |
| Gender | |
| Females | 2 |
| Males | 0 |
| Transgender | 0 |
| Veterans | 0 |
| Marital Status | |
| Single | 1 |
| Married | 1 |
| Divorced or Separated | 0 |
| Widowed or Other | 0 |
| Type of Household | |
| Adult Only | 2 |
| Adults and Minor Children | 0 |
| Unaccompanied Minor | 0 |
| Disabled Adults or Children In Home | 0 |
| Race/Ethnicity | |
| White | 2 |
| Black/African-America | 0 |
| American Indian or Alaskan Native | 0 |
| Hispanic/Latino Ethnicity | 0 |
| Other | 0 |
| Have Reliable Transportation | |
| Yes | 2 |
| No | 0 |

Home/Living Characteristics of Guests

| Category | Number |
|---|--------|
| Currently Homeless | 0 |
| Have Previous Eviction | 0 |
| Duration of Residency at Place Stayed Night Prior to PC | |
| 1 week or less | 0 |
| More than 1 week but less than 1 month | 0 |
| 1 to 3 months | 0 |
| More than 3 Months but Less than 1 Year | 0 |
| 1 Year or Longer | 1 |
| Where Stayed Night Prior to PC | |

| | |
|--------------------------------------|---|
| Emergency Shelter | 0 |
| Hotel/Motel (No Voucher) | 0 |
| House/Condo/Apartment Owned by Guest | 0 |
| Living with Family | 0 |
| Living with Friends | 0 |
| Place Not Meant for Habitation | 0 |
| Foster care/group home | 0 |
| Rental House/Apartment | 1 |
| Psychiatric hospital or facility | 0 |
| Other | 0 |

Income and Benefit Assistance of Guests

| Source | Number |
|--|--------|
| Employment/Job | |
| Yes | 0 |
| No | 0 |
| Receive Child Support | 0 |
| Receive Support from Other People | |
| Yes | 0 |
| No | 0 |
| Ohio Works First (OWF) | |
| Yes | 1 |
| No | 0 |
| Unemployment Benefits | |
| Yes | 1 |
| No | 0 |
| Social Security Retirement Benefits | |
| Yes | 0 |
| No | 0 |
| Social Security Disability Benefits | |
| Yes | 2 |
| No | 0 |
| Supplemental Assistance Program/Electronic Benefit Card (SNAP/EBT) | |
| Yes | 2 |
| No | 0 |
| Government Medical Assistance | |
| Yes | 1 |
| No | 0 |
| Section 8 Housing Voucher | |
| Yes | 1 |
| No | 0 |
| Subsidized Housing | |
| Yes | 1 |
| No | 0 |
| Any Other Type of Rental Assistance | |
| Yes | 0 |
| No | 0 |
| Receive Veterans Medical Assistance or Services | 0 |

Wood County Community Health and Wellness Center - VisionCare

At PC the Wood County Community Health and Wellness Center provided clients with VisionCare. Wood County Community Health and Wellness center is located within the Wood County Health District at 1840 E. Gypsy Lane Rd., Bowling Green, OH 43402. They can be reached by phone at (419) 354-9049. More information about Wood County Community Health and Wellness is available on the web at <http://wchealthcenter.org/>.

Characteristics of Guests Visiting Agency or Accessing Services (N = 36)

| Attribute | Number |
|-------------------------------------|--------|
| Average Age | 41.39 |
| Gender | |
| Females | 30 |
| Males | 6 |
| Transgender | 0 |
| Veterans | 3 |
| Marital Status | |
| Single | 15 |
| Married | 6 |
| Divorced or Separated | 13 |
| Widowed or Other | 2 |
| Type of Household | |
| Adult Only | 21 |
| Adults and Minor Children | 15 |
| Unaccompanied Minor | 0 |
| Disabled Adults or Children In Home | 22 |
| Race/Ethnicity | |
| White | 32 |
| Black/African-America | 0 |
| American Indian or Alaskan Native | 0 |
| Hispanic/Latino Ethnicity | 6 |
| Other | 2 |
| Have Reliable Transportation | |
| Yes | 28 |
| No | 8 |

Home/Living Characteristics of Guests

| Category | Number |
|---|--------|
| Currently Homeless | 2 |
| Have Previous Eviction | 8 |
| Duration of Residency at Place Stayed Night Prior to PC | |
| 1 week or less | 1 |
| More than 1 week but less than 1 month | 1 |
| 1 to 3 months | 7 |
| More than 3 Months but Less than 1 Year | 8 |
| 1 Year or Longer | 16 |
| Where Stayed Night Prior to PC | |
| Emergency Shelter | 0 |
| Hotel/Motel (No Voucher) | 0 |

| | |
|--------------------------------------|----|
| House/Condo/Apartment Owned by Guest | 8 |
| Living with Family | 4 |
| Living with Friends | 0 |
| Place Not Meant for Habitation | 0 |
| Foster care/group home | 0 |
| Rental House/Apartment | 19 |
| Psychiatric hospital or facility | 1 |
| Other | 1 |

Income and Benefit Assistance of Guests

| Source | Number |
|--|--------|
| Employment/Job | |
| Yes | 7 |
| No | 22 |
| Receive Child Support | 4 |
| Receive Support from Other People | |
| Yes | 0 |
| No | 26 |
| Ohio Works First (OWF) | |
| Yes | 1 |
| No | 26 |
| Unemployment Benefits | |
| Yes | 1 |
| No | 26 |
| Social Security Retirement Benefits | |
| Yes | 2 |
| No | 24 |
| Social Security Disability Benefits | |
| Yes | 13 |
| No | 17 |
| Supplemental Assistance Program/Electronic Benefit Card (SNAP/EBT) | |
| Yes | 16 |
| No | 16 |
| Government Medical Assistance | |
| Yes | 17 |
| No | 12 |
| Section 8 Housing Voucher | |
| Yes | 2 |
| No | 25 |
| Subsidized Housing | |
| Yes | 4 |
| No | 22 |
| Any Other Type of Rental Assistance | |
| Yes | 1 |
| No | 22 |
| Receive Veterans Medical Assistance or Services | 1 |

Wood County Community Health and Wellness Center - Pharmacy

At PC the Wood County Community Health and Wellness Center provided clients with Pharmacy. Wood County Community Health and Wellness center is located within the Wood County Health District at 1840 E. Gypsy Lane Rd., Bowling Green, OH 43402. They can be reached by phone at (419) 354-9049. More information about Wood County Community Health and Wellness is available on the web at <http://wchealthcenter.org/>.

Characteristics of Guests Visiting Agency or Accessing Services (N = 11)

| Attribute | Number |
|-------------------------------------|--------|
| Average Age | 42.73 |
| Gender | |
| Females | 9 |
| Males | 2 |
| Transgender | 0 |
| Veterans | 1 |
| Marital Status | |
| Single | 7 |
| Married | 0 |
| Divorced or Separated | 4 |
| Widowed or Other | 0 |
| Type of Household | |
| Adult Only | 7 |
| Adults and Minor Children | 4 |
| Unaccompanied Minor | 0 |
| Disabled Adults or Children In Home | 6 |
| Race/Ethnicity | |
| White | 9 |
| Black/African-America | 0 |
| American Indian or Alaskan Native | 0 |
| Hispanic/Latino Ethnicity | 3 |
| Other | 0 |
| Have Reliable Transportation | |
| Yes | 8 |
| No | 3 |

Home/Living Characteristics of Guests

| Category | Number |
|---|--------|
| Currently Homeless | 1 |
| Have Previous Eviction | 2 |
| Duration of Residency at Place Stayed Night Prior to PC | |
| 1 week or less | 0 |
| More than 1 week but less than 1 month | 2 |
| 1 to 3 months | 0 |
| More than 3 Months but Less than 1 Year | 3 |
| 1 Year or Longer | 6 |
| Where Stayed Night Prior to PC | |
| Emergency Shelter | 1 |
| Hotel/Motel (No Voucher) | 0 |
| House/Condo/Apartment Owned by Guest | 2 |

| | |
|----------------------------------|---|
| Living with Family | 0 |
| Living with Friends | 0 |
| Place Not Meant for Habitation | 0 |
| Foster care/group home | 0 |
| Rental House/Apartment | 8 |
| Psychiatric hospital or facility | 0 |
| Other | 0 |

Income and Benefit Assistance of Guests

| Source | Number |
|--|--------|
| Employment/Job | |
| Yes | 5 |
| No | 5 |
| Receive Child Support | 1 |
| Receive Support from Other People | |
| Yes | 0 |
| No | 8 |
| Ohio Works First (OWF) | |
| Yes | 0 |
| No | 8 |
| Unemployment Benefits | |
| Yes | 0 |
| No | 8 |
| Social Security Retirement Benefits | |
| Yes | 0 |
| No | 8 |
| Social Security Disability Benefits | |
| Yes | 7 |
| No | 3 |
| Supplemental Assistance Program/Electronic Benefit Card (SNAP/EBT) | |
| Yes | 8 |
| No | 3 |
| Government Medical Assistance | |
| Yes | 5 |
| No | 5 |
| Section 8 Housing Voucher | |
| Yes | 1 |
| No | 8 |
| Subsidized Housing | |
| Yes | 3 |
| No | 6 |
| Any Other Type of Rental Assistance | |
| Yes | 1 |
| No | 7 |
| Receive Veterans Medical Assistance or Services | 2 |

Wood County Community Health and Wellness Center - Medicare

At PC the Wood County Community Health and Wellness Center provided clients with Medicare. Wood County Community Health and Wellness center is located within the Wood County Health District at 1840 E. Gypsy Lane Rd., Bowling Green, OH 43402. They can be reached by phone at (419) 354-9049. More information about Wood County Community Health and Wellness is available on the web at <http://wchealthcenter.org/>.

Characteristics of Guests Visiting Agency or Accessing Services (N = 12)

| Attribute | Number |
|-------------------------------------|--------|
| Average Age | 41.42 |
| Gender | |
| Females | 9 |
| Males | 3 |
| Transgender | 0 |
| Veterans | 0 |
| Marital Status | |
| Single | 7 |
| Married | 4 |
| Divorced or Separated | 0 |
| Widowed or Other | 1 |
| Type of Household | |
| Adult Only | 7 |
| Adults and Minor Children | 5 |
| Unaccompanied Minor | 0 |
| Disabled Adults or Children In Home | 1 |
| Race/Ethnicity | |
| White | 9 |
| Black/African-America | 0 |
| American Indian or Alaskan Native | 0 |
| Hispanic/Latino Ethnicity | 3 |
| Other | 2 |
| Have Reliable Transportation | |
| Yes | 11 |
| No | 1 |

Home/Living Characteristics of Guests

| Category | Number |
|---|--------|
| Currently Homeless | 1 |
| Have Previous Eviction | 2 |
| Duration of Residency at Place Stayed Night Prior to PC | |
| 1 week or less | 0 |
| More than 1 week but less than 1 month | 1 |
| 1 to 3 months | 0 |
| More than 3 Months but Less than 1 Year | 2 |
| 1 Year or Longer | 7 |
| Where Stayed Night Prior to PC | |
| Emergency Shelter | 1 |
| Hotel/Motel (No Voucher) | 0 |
| House/Condo/Apartment Owned by Guest | 3 |

| | |
|----------------------------------|---|
| Living with Family | 1 |
| Living with Friends | 0 |
| Place Not Meant for Habitation | 0 |
| Foster care/group home | 0 |
| Rental House/Apartment | 5 |
| Psychiatric hospital or facility | 0 |
| Other | 0 |

Income and Benefit Assistance of Guests

| Source | Number |
|--|--------|
| Employment/Job | |
| Yes | 5 |
| No | 4 |
| Receive Child Support | 1 |
| Receive Support from Other People | |
| Yes | 0 |
| No | 6 |
| Ohio Works First (OWF) | |
| Yes | 1 |
| No | 6 |
| Unemployment Benefits | |
| Yes | 1 |
| No | 6 |
| Social Security Retirement Benefits | |
| Yes | 2 |
| No | 5 |
| Social Security Disability Benefits | |
| Yes | 4 |
| No | 5 |
| Supplemental Assistance Program/Electronic Benefit Card (SNAP/EBT) | |
| Yes | 5 |
| No | 6 |
| Government Medical Assistance | |
| Yes | 5 |
| No | 5 |
| Section 8 Housing Voucher | |
| Yes | 1 |
| No | 9 |
| Subsidized Housing | |
| Yes | 0 |
| No | 9 |
| Any Other Type of Rental Assistance | |
| Yes | 1 |
| No | 8 |
| Receive Veterans Medical Assistance or Services | 2 |

Wood County Community Health and Wellness Center – Flu Shots

At PC the Wood County Community Health and Wellness Center provided flu shots! They are located at 1840 East Gypsy Lane Road, Bowling Green, Ohio. They can be reached by phone at (419)-354-9049 or toll free at (866)-861-9338. You can view their website for more information at <http://www.woodcountyhealth.org/wellnesscenter/healthcenter.html>.

Characteristics of Guests Visiting Agency or Accessing Services (N = 28)

| Attribute | Number |
|-------------------------------------|--------|
| Average Age | 39.93 |
| Gender | |
| Females | 23 |
| Males | 5 |
| Transgender | 0 |
| Veterans | 0 |
| Marital Status | |
| Single | 11 |
| Married | 7 |
| Divorced or Separated | 8 |
| Widowed or Other | 2 |
| Type of Household | |
| Adult Only | 14 |
| Adults and Minor Children | 14 |
| Unaccompanied Minor | 0 |
| Disabled Adults or Children In Home | 18 |
| Race/Ethnicity | |
| White | 23 |
| Black/African-America | 0 |
| American Indian or Alaskan Native | 0 |
| Hispanic/Latino Ethnicity | 7 |
| Other | 3 |
| Have Reliable Transportation | |
| Yes | 24 |
| No | 4 |

Home/Living Characteristics of Guests

| Category | Number |
|---|--------|
| Currently Homeless | 3 |
| Have Previous Eviction | 2 |
| Duration of Residency at Place Stayed Night Prior to PC | |
| 1 week or less | 1 |
| More than 1 week but less than 1 month | 2 |
| 1 to 3 months | 3 |
| More than 3 Months but Less than 1 Year | 6 |
| 1 Year or Longer | 14 |
| Where Stayed Night Prior to PC | |
| Emergency Shelter | 1 |
| Hotel/Motel (No Voucher) | 0 |
| House/Condo/Apartment Owned by Guest | 9 |

| | |
|----------------------------------|----|
| Living with Family | 1 |
| Living with Friends | 0 |
| Place Not Meant for Habitation | 0 |
| Foster care/group home | 0 |
| Rental House/Apartment | 14 |
| Psychiatric hospital or facility | 1 |
| Other | 0 |

Income and Benefit Assistance of Guests

| Source | Number |
|--|--------|
| Employment/Job | |
| Yes | 10 |
| No | 13 |
| Receive Child Support | 3 |
| Receive Support from Other People | |
| Yes | 1 |
| No | 15 |
| Ohio Works First (OWF) | |
| Yes | 0 |
| No | 18 |
| Unemployment Benefits | |
| Yes | 1 |
| No | 17 |
| Social Security Retirement Benefits | |
| Yes | 1 |
| No | 16 |
| Social Security Disability Benefits | |
| Yes | 11 |
| No | 12 |
| Supplemental Assistance Program/Electronic Benefit Card (SNAP/EBT) | |
| Yes | 13 |
| No | 12 |
| Government Medical Assistance | |
| Yes | 10 |
| No | 13 |
| Section 8 Housing Voucher | |
| Yes | 1 |
| No | 19 |
| Subsidized Housing | |
| Yes | 5 |
| No | 16 |
| Any Other Type of Rental Assistance | |
| Yes | 1 |
| No | 17 |
| Receive Veterans Medical Assistance or Services | 3 |

Wood County Committee on Aging

At PC Wood County Committee on Aging provided Senior Services to the attendees.

Characteristics of Guests Visiting Agency or Accessing Services (N = 7)

| Attribute | Number |
|-------------------------------------|--------|
| Average Age | 58.57 |
| Gender | |
| Females | 6 |
| Males | 1 |
| Transgender | 0 |
| Veterans | 1 |
| Marital Status | |
| Single | 3 |
| Married | 1 |
| Divorced or Separated | 2 |
| Widowed or Other | 1 |
| Type of Household | |
| Adult Only | 5 |
| Adults and Minor Children | 2 |
| Unaccompanied Minor | 0 |
| Disabled Adults or Children In Home | 4 |
| Race/Ethnicity | |
| White | 7 |
| Black/African-America | 0 |
| American Indian or Alaskan Native | 0 |
| Hispanic/Latino Ethnicity | 0 |
| Other | 0 |
| Have Reliable Transportation | |
| Yes | 6 |
| No | 1 |

Home/Living Characteristics of Guests

| Category | Number |
|---|--------|
| Currently Homeless | 1 |
| Have Previous Eviction | 0 |
| Duration of Residency at Place Stayed Night Prior to PC | |
| 1 week or less | 0 |
| More than 1 week but less than 1 month | 0 |
| 1 to 3 months | 0 |
| More than 3 Months but Less than 1 Year | 1 |
| 1 Year or Longer | 6 |
| Where Stayed Night Prior to PC | |
| Emergency Shelter | 0 |
| Hotel/Motel (No Voucher) | 0 |
| House/Condo/Apartment Owned by Guest | 0 |
| Living with Family | 0 |
| Living with Friends | 0 |
| Place Not Meant for Habitation | 0 |

| | |
|----------------------------------|---|
| Foster care/group home | 0 |
| Rental House/Apartment | 7 |
| Psychiatric hospital or facility | 0 |
| Other | 0 |

Income and Benefit Assistance of Guests

| Source | Number |
|--|--------|
| Employment/Job | |
| Yes | 2 |
| No | 2 |
| Receive Child Support | 0 |
| Receive Support from Other People | |
| Yes | 0 |
| No | 4 |
| Ohio Works First (OWF) | |
| Yes | 0 |
| No | 4 |
| Unemployment Benefits | |
| Yes | 0 |
| No | 4 |
| Social Security Retirement Benefits | |
| Yes | 2 |
| No | 3 |
| Social Security Disability Benefits | |
| Yes | 5 |
| No | 1 |
| Supplemental Assistance Program/Electronic Benefit Card (SNAP/EBT) | |
| Yes | 6 |
| No | 0 |
| Government Medical Assistance | |
| Yes | 4 |
| No | 1 |
| Section 8 Housing Voucher | |
| Yes | 0 |
| No | 5 |
| Subsidized Housing | |
| Yes | 3 |
| No | 4 |
| Any Other Type of Rental Assistance | |
| Yes | 0 |
| No | 4 |
| Receive Veterans Medical Assistance or Services | 2 |

Wood County Department of Job and Family Services

Throughout the PC event, Wood County Job and Family Services provided information and applications for OWF, Food Assistance, and Medicaid. Job and Family Services offer many services to individuals including food assistance, Medicaid, transportation assistance, child care, and cash assistance. The Wood County Job and Family Services organization is located at 1928 East Gypsy Lane Rd. in Bowling Green, Ohio. The facility can be contacted by phone at (419) 352-7566 or (888) 282-1118, and also by e-mail through their website at www.woodcountyjfs.com.

Characteristics of Guests Visiting Agency or Accessing Services (N = 25)

| Attribute | Number |
|-------------------------------------|--------|
| Average Age | 44.12 |
| Gender | |
| Females | 21 |
| Males | 4 |
| Transgender | 0 |
| Veterans | 2 |
| Marital Status | |
| Single | 12 |
| Married | 6 |
| Divorced or Separated | 6 |
| Widowed or Other | 1 |
| Type of Household | |
| Adult Only | 14 |
| Adults and Minor Children | 10 |
| Unaccompanied Minor | 0 |
| Disabled Adults or Children In Home | 12 |
| Race/Ethnicity | |
| White | 20 |
| Black/African-America | 2 |
| American Indian or Alaskan Native | 0 |
| Hispanic/Latino Ethnicity | 6 |
| Other | 2 |
| Have Reliable Transportation | |
| Yes | 21 |
| No | 4 |

Home/Living Characteristics of Guests

| Category | Number |
|---|--------|
| Currently Homeless | 2 |
| Have Previous Eviction | 5 |
| Duration of Residency at Place Stayed Night Prior to PC | |
| 1 week or less | 0 |
| More than 1 week but less than 1 month | 0 |
| 1 to 3 months | 6 |
| More than 3 Months but Less than 1 Year | 2 |
| 1 Year or Longer | 16 |
| Where Stayed Night Prior to PC | |
| Emergency Shelter | 0 |

| | |
|--------------------------------------|----|
| Hotel/Motel (No Voucher) | 0 |
| House/Condo/Apartment Owned by Guest | 7 |
| Living with Family | 0 |
| Living with Friends | 2 |
| Place Not Meant for Habitation | 0 |
| Foster care/group home | 0 |
| Rental House/Apartment | 14 |
| Psychiatric hospital or facility | 1 |
| Other | 0 |

Income and Benefit Assistance of Guests

| Source | Number |
|--|--------|
| Employment/Job | |
| Yes | 9 |
| No | 10 |
| Receive Child Support | 3 |
| Receive Support from Other People | |
| Yes | 1 |
| No | 13 |
| Ohio Works First (OWF) | |
| Yes | 1 |
| No | 14 |
| Unemployment Benefits | |
| Yes | 3 |
| No | 13 |
| Social Security Retirement Benefits | |
| Yes | 4 |
| No | 13 |
| Social Security Disability Benefits | |
| Yes | 8 |
| No | 9 |
| Supplemental Assistance Program/Electronic Benefit Card (SNAP/EBT) | |
| Yes | 10 |
| No | 11 |
| Government Medical Assistance | |
| Yes | 8 |
| No | 10 |
| Section 8 Housing Voucher | |
| Yes | 1 |
| No | 18 |
| Subsidized Housing | |
| Yes | 3 |
| No | 16 |
| Any Other Type of Rental Assistance | |
| Yes | 0 |
| No | 16 |
| Receive Veterans Medical Assistance or Services | 2 |

Wood County District Library

Wood County District Library provided computers for PC clients to search and create email addresses. They also provided library card registration. The Wood County District Library provides multiple services to the public such as monthly book discussions, test proctoring, the bookmobile, community reads, writing workshops, and youth community reads. The Wood County District Library is located at 251 N. Main Street in Bowling Green, OH, and can be contacted by phone at (419) 352-5104.

Characteristics of Guests Visiting Agency or Accessing Services (N = 7)

| Attribute | Number |
|-------------------------------------|--------|
| Average Age | 36.86 |
| Gender | |
| Females | 7 |
| Males | 0 |
| Transgender | 0 |
| Veterans | 0 |
| Marital Status | |
| Single | 4 |
| Married | 2 |
| Divorced or Separated | 1 |
| Widowed or Other | 0 |
| Type of Household | |
| Adult Only | 3 |
| Adults and Minor Children | 4 |
| Unaccompanied Minor | 0 |
| Disabled Adults or Children In Home | 3 |
| Race/Ethnicity | |
| White | 5 |
| Black/African-America | 0 |
| American Indian or Alaskan Native | 0 |
| Hispanic/Latino Ethnicity | 3 |
| Other | 2 |
| Have Reliable Transportation | |
| Yes | 5 |
| No | 2 |

Home/Living Characteristics of Guests

| Category | Number |
|---|--------|
| Currently Homeless | 0 |
| Have Previous Eviction | 0 |
| Duration of Residency at Place Stayed Night Prior to PC | |
| 1 week or less | 0 |
| More than 1 week but less than 1 month | 0 |
| 1 to 3 months | 1 |
| More than 3 Months but Less than 1 Year | 0 |
| 1 Year or Longer | 6 |
| Where Stayed Night Prior to PC | |
| Emergency Shelter | 0 |
| Hotel/Motel (No Voucher) | 0 |

| | |
|--------------------------------------|---|
| House/Condo/Apartment Owned by Guest | 2 |
| Living with Family | 0 |
| Living with Friends | 0 |
| Place Not Meant for Habitation | 0 |
| Foster care/group home | 0 |
| Rental House/Apartment | 5 |
| Psychiatric hospital or facility | 0 |
| Other | 0 |

Income and Benefit Assistance of Guests

| Source | Number |
|--|--------|
| Employment/Job | |
| Yes | 1 |
| No | 3 |
| Receive Child Support | 1 |
| Receive Support from Other People | |
| Yes | 0 |
| No | 4 |
| Ohio Works First (OWF) | |
| Yes | 1 |
| No | 4 |
| Unemployment Benefits | |
| Yes | 3 |
| No | 2 |
| Social Security Retirement Benefits | |
| Yes | 0 |
| No | 4 |
| Social Security Disability Benefits | |
| Yes | 4 |
| No | 3 |
| Supplemental Assistance Program/Electronic Benefit Card (SNAP/EBT) | |
| Yes | 6 |
| No | 1 |
| Government Medical Assistance | |
| Yes | 4 |
| No | 2 |
| Section 8 Housing Voucher | |
| Yes | 2 |
| No | 3 |
| Subsidized Housing | |
| Yes | 2 |
| No | 2 |
| Any Other Type of Rental Assistance | |
| Yes | 0 |
| No | 4 |
| Receive Veterans Medical Assistance or Services | 0 |

Wood County Health District – Health Education

At PC the Wood County Health District provided clients with health education. The Wood County Health District is located at 1840 East Gypsy Lane Rd., Bowling Green, OH. 43402. They can be reached by phone at (419) 352-8402. More information about Wood County Health District is available on the web at <http://www.woodcountyhealth.org/>.

Characteristics of Guests Visiting Agency or Accessing Services (N = 19)

| Attribute | Number |
|-------------------------------------|--------|
| Average Age | 41.00 |
| Gender | |
| Females | 17 |
| Males | 2 |
| Transgender | 0 |
| Veterans | 0 |
| Marital Status | |
| Single | 6 |
| Married | 7 |
| Divorced or Separated | 4 |
| Widowed or Other | 2 |
| Type of Household | |
| Adult Only | 11 |
| Adults and Minor Children | 8 |
| Unaccompanied Minor | 0 |
| Disabled Adults or Children In Home | 13 |
| Race/Ethnicity | |
| White | 16 |
| Black/African-America | 0 |
| American Indian or Alaskan Native | 0 |
| Hispanic/Latino Ethnicity | 4 |
| Other | 1 |
| Have Reliable Transportation | |
| Yes | 17 |
| No | 2 |

Home/Living Characteristics of Guests

| Category | Number |
|---|--------|
| Currently Homeless | 1 |
| Have Previous Eviction | 0 |
| Duration of Residency at Place Stayed Night Prior to PC | |
| 1 week or less | 0 |
| More than 1 week but less than 1 month | 0 |
| 1 to 3 months | 2 |
| More than 3 Months but Less than 1 Year | 4 |
| 1 Year or Longer | 12 |
| Where Stayed Night Prior to PC | |
| Emergency Shelter | 0 |
| Hotel/Motel (No Voucher) | 0 |
| House/Condo/Apartment Owned by Guest | 6 |

| | |
|----------------------------------|----|
| Living with Family | 0 |
| Living with Friends | 0 |
| Place Not Meant for Habitation | 0 |
| Foster care/group home | 0 |
| Rental House/Apartment | 11 |
| Psychiatric hospital or facility | 1 |
| Other | 0 |

Income and Benefit Assistance of Guests

| Source | Number |
|--|--------|
| Employment/Job | |
| Yes | 7 |
| No | 9 |
| Receive Child Support | 1 |
| Receive Support from Other People | |
| Yes | 1 |
| No | 9 |
| Ohio Works First (OWF) | |
| Yes | 1 |
| No | 11 |
| Unemployment Benefits | |
| Yes | 1 |
| No | 11 |
| Social Security Retirement Benefits | |
| Yes | 1 |
| No | 9 |
| Social Security Disability Benefits | |
| Yes | 9 |
| No | 7 |
| Supplemental Assistance Program/Electronic Benefit Card (SNAP/EBT) | |
| Yes | 9 |
| No | 8 |
| Government Medical Assistance | |
| Yes | 7 |
| No | 8 |
| Section 8 Housing Voucher | |
| Yes | 2 |
| No | 12 |
| Subsidized Housing | |
| Yes | 5 |
| No | 9 |
| Any Other Type of Rental Assistance | |
| Yes | 1 |
| No | 10 |
| Receive Veterans Medical Assistance or Services | 3 |

Wood County Health District – Birth Certificate

At PC the Wood County Health District provided birth certificates for clients in need. The Wood County Health District is located at 1840 East Gypsy Lane Rd., Bowling Green, OH. 43402. They can be reached by phone at (419) 352-8402. More information about Wood County Health District is available on the web at <http://www.woodcountyhealth.org/>.

Characteristics of Guests Visiting Agency or Accessing Services (N = 36)

| Attribute | Number |
|-------------------------------------|--------|
| Average Age | 39.36 |
| Gender | |
| Females | 34 |
| Males | 2 |
| Transgender | 0 |
| Veterans | 1 |
| Marital Status | |
| Single | 16 |
| Married | 9 |
| Divorced or Separated | 9 |
| Widowed or Other | 2 |
| Type of Household | |
| Adult Only | 14 |
| Adults and Minor Children | 22 |
| Unaccompanied Minor | 0 |
| Disabled Adults or Children In Home | 24 |
| Race/Ethnicity | |
| White | 28 |
| Black/African-America | 0 |
| American Indian or Alaskan Native | 0 |
| Hispanic/Latino Ethnicity | 10 |
| Other | 5 |
| Have Reliable Transportation | |
| Yes | 31 |
| No | 5 |

Home/Living Characteristics of Guests

| Category | Number |
|---|--------|
| Currently Homeless | 1 |
| Have Previous Eviction | 5 |
| Duration of Residency at Place Stayed Night Prior to PC | |
| 1 week or less | 1 |
| More than 1 week but less than 1 month | 4 |
| 1 to 3 months | 3 |
| More than 3 Months but Less than 1 Year | 6 |
| 1 Year or Longer | 17 |
| Where Stayed Night Prior to PC | |
| Emergency Shelter | 0 |
| Hotel/Motel (No Voucher) | 0 |
| House/Condo/Apartment Owned by Guest | 6 |

| | |
|----------------------------------|----|
| Living with Family | 3 |
| Living with Friends | 2 |
| Place Not Meant for Habitation | 0 |
| Foster care/group home | 0 |
| Rental House/Apartment | 20 |
| Psychiatric hospital or facility | 0 |
| Other | 0 |

Income and Benefit Assistance of Guests

| Source | Number |
|--|--------|
| Employment/Job | |
| Yes | 9 |
| No | 18 |
| Receive Child Support | 3 |
| Receive Support from Other People | |
| Yes | 0 |
| No | 20 |
| Ohio Works First (OWF) | |
| Yes | 2 |
| No | 18 |
| Unemployment Benefits | |
| Yes | 0 |
| No | 20 |
| Social Security Retirement Benefits | |
| Yes | 1 |
| No | 20 |
| Social Security Disability Benefits | |
| Yes | 16 |
| No | 11 |
| Supplemental Assistance Program/Electronic Benefit Card (SNAP/EBT) | |
| Yes | 23 |
| No | 10 |
| Government Medical Assistance | |
| Yes | 22 |
| No | 8 |
| Section 8 Housing Voucher | |
| Yes | 3 |
| No | 19 |
| Subsidized Housing | |
| Yes | 6 |
| No | 16 |
| Any Other Type of Rental Assistance | |
| Yes | 2 |
| No | 19 |
| Receive Veterans Medical Assistance or Services | 1 |

Wood County Hospital

The Wood County Hospital is a community hospital that provides preventative, restorative, educational, and rehabilitative healthcare services. The wood County Hospital is located at 950 W. Wooster St., Bowling Green, OH 43402. They can be reached by phone at (419) 354-8900. More information about the Wood County Hospital is available on the web at <https://www.woodcountyhospital.org/>.

Characteristics of Guests Visiting Agency or Accessing Services (N = 13)

| Attribute | Number |
|-------------------------------------|--------|
| Average Age | 49.08 |
| Gender | |
| Females | 12 |
| Males | 1 |
| Transgender | 0 |
| Veterans | 0 |
| Marital Status | |
| Single | 6 |
| Married | 4 |
| Divorced or Separated | 2 |
| Widowed or Other | 1 |
| Type of Household | |
| Adult Only | 9 |
| Adults and Minor Children | 4 |
| Unaccompanied Minor | 0 |
| Disabled Adults or Children In Home | 9 |
| Race/Ethnicity | |
| White | 11 |
| Black/African-America | 1 |
| American Indian or Alaskan Native | 0 |
| Hispanic/Latino Ethnicity | 1 |
| Other | 0 |
| Have Reliable Transportation | |
| Yes | 10 |
| No | 3 |

Home/Living Characteristics of Guests

| Category | Number |
|---|--------|
| Currently Homeless | 1 |
| Have Previous Eviction | 1 |
| Duration of Residency at Place Stayed Night Prior to PC | |
| 1 week or less | 0 |
| More than 1 week but less than 1 month | 0 |
| 1 to 3 months | 3 |
| More than 3 Months but Less than 1 Year | 2 |
| 1 Year or Longer | 7 |
| Where Stayed Night Prior to PC | |
| Emergency Shelter | 0 |
| Hotel/Motel (No Voucher) | 0 |
| House/Condo/Apartment Owned by Guest | 3 |

| | |
|----------------------------------|---|
| Living with Family | 0 |
| Living with Friends | 0 |
| Place Not Meant for Habitation | 0 |
| Foster care/group home | 0 |
| Rental House/Apartment | 8 |
| Psychiatric hospital or facility | 1 |
| Other | 0 |

Income and Benefit Assistance of Guests

| Source | Number |
|--|--------|
| Employment/Job | |
| Yes | 5 |
| No | 5 |
| Receive Child Support | 2 |
| Receive Support from Other People | |
| Yes | 1 |
| No | 9 |
| Ohio Works First (OWF) | |
| Yes | 0 |
| No | 10 |
| Unemployment Benefits | |
| Yes | 0 |
| No | 10 |
| Social Security Retirement Benefits | |
| Yes | 2 |
| No | 8 |
| Social Security Disability Benefits | |
| Yes | 6 |
| No | 6 |
| Supplemental Assistance Program/Electronic Benefit Card (SNAP/EBT) | |
| Yes | 9 |
| No | 4 |
| Government Medical Assistance | |
| Yes | 6 |
| No | 4 |
| Section 8 Housing Voucher | |
| Yes | 1 |
| No | 8 |
| Subsidized Housing | |
| Yes | 3 |
| No | 7 |
| Any Other Type of Rental Assistance | |
| Yes | 1 |
| No | 8 |
| Receive Veterans Medical Assistance or Services | 2 |

Wood County Humane Society

The Wood County Humane Society is organization that provides food, shelter, and medical care to animals. The Wood County Humane Society is located at 801 Van Camp Rd., Bowling Green, OH 43402. They can be reached by phone at (419) 352-7339 or by email at woodcountyhumanesociety@gmail.com. More information about the Wood County Humane Society is available on the web at <http://www.woodcountyhumanesociety.org/>.

Characteristics of Guests Visiting Agency or Accessing Services (N = 28)

| Attribute | Number |
|-------------------------------------|--------|
| Average Age | 45.79 |
| Gender | |
| Females | 23 |
| Males | 5 |
| Transgender | 0 |
| Veterans | 2 |
| Marital Status | |
| Single | 9 |
| Married | 8 |
| Divorced or Separated | 8 |
| Widowed or Other | 3 |
| Type of Household | |
| Adult Only | 16 |
| Adults and Minor Children | 12 |
| Unaccompanied Minor | 0 |
| Disabled Adults or Children In Home | 13 |
| Race/Ethnicity | |
| White | 25 |
| Black/African-America | 0 |
| American Indian or Alaskan Native | 0 |
| Hispanic/Latino Ethnicity | 4 |
| Other | 2 |
| Have Reliable Transportation | |
| Yes | 26 |
| No | 2 |

Home/Living Characteristics of Guests

| Category | Number |
|---|--------|
| Currently Homeless | 1 |
| Have Previous Eviction | 5 |
| Duration of Residency at Place Stayed Night Prior to PC | |
| 1 week or less | 1 |
| More than 1 week but less than 1 month | 0 |
| 1 to 3 months | 1 |
| More than 3 Months but Less than 1 Year | 5 |
| 1 Year or Longer | 19 |
| Where Stayed Night Prior to PC | |
| Emergency Shelter | 0 |
| Hotel/Motel (No Voucher) | 0 |

| | |
|--------------------------------------|----|
| House/Condo/Apartment Owned by Guest | 6 |
| Living with Family | 3 |
| Living with Friends | 0 |
| Place Not Meant for Habitation | 0 |
| Foster care/group home | 0 |
| Rental House/Apartment | 14 |
| Psychiatric hospital or facility | 2 |
| Other | 1 |

Income and Benefit Assistance of Guests

| Source | Number |
|--|--------|
| Employment/Job | |
| Yes | 6 |
| No | 1 |
| Receive Child Support | 3 |
| Receive Support from Other People | |
| Yes | 1 |
| No | 15 |
| Ohio Works First (OWF) | |
| Yes | 2 |
| No | 15 |
| Unemployment Benefits | |
| Yes | 2 |
| No | 15 |
| Social Security Retirement Benefits | |
| Yes | 2 |
| No | 14 |
| Social Security Disability Benefits | |
| Yes | 12 |
| No | 10 |
| Supplemental Assistance Program/Electronic Benefit Card (SNAP/EBT) | |
| Yes | 19 |
| No | 8 |
| Government Medical Assistance | |
| Yes | 18 |
| No | 5 |
| Section 8 Housing Voucher | |
| Yes | 3 |
| No | 16 |
| Subsidized Housing | |
| Yes | 6 |
| No | 14 |
| Any Other Type of Rental Assistance | |
| Yes | 3 |
| No | 15 |
| Receive Veterans Medical Assistance or Services | 3 |

Wood County Reentry Coalition



Throughout the Project Homeless Connect event, the County Reentry Coalition (WCRC) provided information and Reentry Resource Guide and Assistance Directory for those who are reentering society following a period of incarceration. County Reentry Coalition is designed to promote collaboration

among policymakers, community leaders, and service providers to address reentry challenges. WCRC seeks to formalize and support a system of care that can serve individuals returning to Wood County post-release. The Wood County Reentry Coalition can be contacted via their website at <http://woodcountyreentry.com>, or by emailing Charlie Hughes at CHughes@co.wood.us.

Wood copies of the individuals The Wood among identify and

Characteristics of Guests Visiting Agency or Accessing Services (N = 4)

| Attribute | Number |
|-------------------------------------|--------|
| Average Age | 47.50 |
| Gender | |
| Females | 4 |
| Males | 5 |
| Transgender | 0 |
| Veterans | 0 |
| Marital Status | |
| Single | 1 |
| Married | 2 |
| Divorced or Separated | 1 |
| Widowed or Other | 0 |
| Type of Household | |
| Adult Only | 3 |
| Adults and Minor Children | 1 |
| Unaccompanied Minor | 0 |
| Disabled Adults or Children In Home | 1 |
| Race/Ethnicity | |
| White | 4 |
| Black/African-America | 0 |
| American Indian or Alaskan Native | 0 |
| Hispanic/Latino Ethnicity | 1 |
| Other | 0 |
| Have Reliable Transportation | |
| Yes | 4 |
| No | 0 |

Home/Living Characteristics of Guests

| Category | Number |
|---|--------|
| Currently Homeless | 0 |
| Have Previous Eviction | 0 |
| Duration of Residency at Place Stayed Night Prior to PC | |
| 1 week or less | 0 |
| More than 1 week but less than 1 month | 0 |
| 1 to 3 months | 0 |
| More than 3 Months but Less than 1 Year | 1 |
| 1 Year or Longer | 3 |
| Where Stayed Night Prior to PC | |

| | |
|--------------------------------------|---|
| Emergency Shelter | 0 |
| Hotel/Motel (No Voucher) | 0 |
| House/Condo/Apartment Owned by Guest | 1 |
| Living with Family | 0 |
| Living with Friends | 0 |
| Place Not Meant for Habitation | 0 |
| Foster care/group home | 0 |
| Rental House/Apartment | 3 |
| Psychiatric hospital or facility | 0 |
| Other | 0 |

Income and Benefit Assistance of Guests

| Source | Number |
|--|--------|
| Employment/Job | |
| Yes | 2 |
| No | 0 |
| Receive Child Support | 0 |
| Receive Support from Other People | |
| Yes | 0 |
| No | 1 |
| Ohio Works First (OWF) | |
| Yes | 1 |
| No | 1 |
| Unemployment Benefits | |
| Yes | 1 |
| No | 1 |
| Social Security Retirement Benefits | |
| Yes | 1 |
| No | 1 |
| Social Security Disability Benefits | |
| Yes | 1 |
| No | 1 |
| Supplemental Assistance Program/Electronic Benefit Card (SNAP/EBT) | |
| Yes | 3 |
| No | 0 |
| Government Medical Assistance | |
| Yes | 2 |
| No | 0 |
| Section 8 Housing Voucher | |
| Yes | 1 |
| No | 1 |
| Subsidized Housing | |
| Yes | 1 |
| No | 1 |
| Any Other Type of Rental Assistance | |
| Yes | 0 |
| No | 1 |
| Receive Veterans Medical Assistance or Services | 0 |

WSOS Community Action Commission

On the day of the PC event, Wood-Sandusky-Ottawa-Seneca counties, OH (WSOS) provided individuals with information on rental assistance, home visits, budgeting, goal setting, and other agency referrals. WSOS also provides several programs to help individuals such as: Head Start for children, The Fatherhood Connections Program, Job Preparation skills, I-Star Computer Tech Programs, and Job Retention Services. The WSOS Community Action Commission is located at the Jordan Center, 812 North College Drive, in Bowling Green, OH. This organization can be contacted by e-mail through their website at www.wsos.org or by phone at (419) 353-7407.

Characteristics of Guests Visiting Agency or Accessing Services (N = 30)

| Attribute | Number |
|-------------------------------------|--------|
| Average Age | 41.50 |
| Gender | |
| Females | 21 |
| Males | 9 |
| Transgender | 0 |
| Veterans | 2 |
| Marital Status | |
| Single | 12 |
| Married | 6 |
| Divorced or Separated | 11 |
| Widowed or Other | 1 |
| Type of Household | |
| Adult Only | 18 |
| Adults and Minor Children | 12 |
| Unaccompanied Minor | 0 |
| Disabled Adults or Children In Home | 19 |
| Race/Ethnicity | |
| White | 25 |
| Black/African-America | 1 |
| American Indian or Alaskan Native | 0 |
| Hispanic/Latino Ethnicity | 6 |
| Other | 2 |
| Have Reliable Transportation | |
| Yes | 23 |
| No | 7 |

Home/Living Characteristics of Guests

| Category | Number |
|---|--------|
| Currently Homeless | 3 |
| Have Previous Eviction | 3 |
| Duration of Residency at Place Stayed Night Prior to PC | |
| 1 week or less | 2 |
| More than 1 week but less than 1 month | 2 |
| 1 to 3 months | 5 |
| More than 3 Months but Less than 1 Year | 4 |
| 1 Year or Longer | 16 |
| Where Stayed Night Prior to PC | |
| Emergency Shelter | 1 |

| | |
|--------------------------------------|----|
| Hotel/Motel (No Voucher) | 0 |
| House/Condo/Apartment Owned by Guest | 10 |
| Living with Family | 1 |
| Living with Friends | 2 |
| Place Not Meant for Habitation | 0 |
| Foster care/group home | 0 |
| Rental House/Apartment | 12 |
| Psychiatric hospital or facility | 0 |
| Other | 3 |

Income and Benefit Assistance of Guests

| Source | Number |
|--|--------|
| Employment/Job | |
| Yes | 3 |
| No | 15 |
| Receive Child Support | 3 |
| Receive Support from Other People | |
| Yes | 0 |
| No | 18 |
| Ohio Works First (OWF) | |
| Yes | 0 |
| No | 18 |
| Unemployment Benefits | |
| Yes | 2 |
| No | 16 |
| Social Security Retirement Benefits | |
| Yes | 2 |
| No | 17 |
| Social Security Disability Benefits | |
| Yes | 10 |
| No | 13 |
| Supplemental Assistance Program/Electronic Benefit Card (SNAP/EBT) | |
| Yes | 14 |
| No | 14 |
| Government Medical Assistance | |
| Yes | 12 |
| No | 13 |
| Section 8 Housing Voucher | |
| Yes | 0 |
| No | 21 |
| Subsidized Housing | |
| Yes | 3 |
| No | 18 |
| Any Other Type of Rental Assistance | |
| Yes | 0 |
| No | 21 |
| Receive Veterans Medical Assistance or Services | 2 |

WSOS Employment and Training

The WSOS is a nonprofit community action agency that provides a wide variety of services to individuals and families. Employment and Training are a set of programs offered through WSOS that provide job training and placement opportunities. WSOS is located at 812 North College Drive, Bowling Green, OH 43402. They can be reached by phone at (419) 353-7407. More information about WSOS can be found on the web at <https://www.wsos.org/>.

Characteristics of Guests Visiting Agency or Accessing Services (N = 8)

| Attribute | Number |
|-------------------------------------|--------|
| Average Age | 33.20 |
| Gender | |
| Females | 6 |
| Males | 4 |
| Transgender | 0 |
| Veterans | 1 |
| Marital Status | |
| Single | 5 |
| Married | 2 |
| Divorced or Separated | 3 |
| Widowed or Other | 0 |
| Type of Household | |
| Adult Only | 6 |
| Adults and Minor Children | 4 |
| Unaccompanied Minor | 0 |
| Disabled Adults or Children In Home | 7 |
| Race/Ethnicity | |
| White | 9 |
| Black/African-America | 0 |
| American Indian or Alaskan Native | 0 |
| Hispanic/Latino Ethnicity | 3 |
| Other | 0 |
| Have Reliable Transportation | |
| Yes | 7 |
| No | 3 |

Home/Living Characteristics of Guests

| Category | Number |
|---|--------|
| Currently Homeless | 1 |
| Have Previous Eviction | 2 |
| Duration of Residency at Place Stayed Night Prior to PC | |
| 1 week or less | 1 |
| More than 1 week but less than 1 month | 1 |
| 1 to 3 months | 4 |
| More than 3 Months but Less than 1 Year | 1 |
| 1 Year or Longer | 3 |
| Where Stayed Night Prior to PC | |
| Emergency Shelter | 0 |
| Hotel/Motel (No Voucher) | 0 |

| | |
|--------------------------------------|---|
| House/Condo/Apartment Owned by Guest | 3 |
| Living with Family | 0 |
| Living with Friends | 2 |
| Place Not Meant for Habitation | 0 |
| Foster care/group home | 0 |
| Rental House/Apartment | 4 |
| Psychiatric hospital or facility | 0 |
| Other | 1 |

Income and Benefit Assistance of Guests

| Source | Number |
|--|--------|
| Employment/Job | |
| Yes | 1 |
| No | 7 |
| Receive Child Support | 0 |
| Receive Support from Other People | |
| Yes | 0 |
| No | 6 |
| Ohio Works First (OWF) | |
| Yes | 0 |
| No | 8 |
| Unemployment Benefits | |
| Yes | 0 |
| No | 8 |
| Social Security Retirement Benefits | |
| Yes | 0 |
| No | 8 |
| Social Security Disability Benefits | |
| Yes | 5 |
| No | 5 |
| Supplemental Assistance Program/Electronic Benefit Card (SNAP/EBT) | |
| Yes | 5 |
| No | 4 |
| Government Medical Assistance | |
| Yes | 5 |
| No | 4 |
| Section 8 Housing Voucher | |
| Yes | 0 |
| No | 8 |
| Subsidized Housing | |
| Yes | 2 |
| No | 6 |
| Any Other Type of Rental Assistance | |
| Yes | 0 |
| No | 8 |
| Receive Veterans Medical Assistance or Services | 0 |

WSOS Weatherization

The WSOS is a nonprofit community action agency that provides a wide variety of services to individuals and families. WSOS Weatherization is a program that offers home inspections to determine and address any health or safety problems. WSOS is located at 812 North College Drive, Bowling Green, OH 43402. They can be reached by phone at (419) 353-7407. More information about WSOS can be found on the web at <https://www.wsos.org/>.

Characteristics of Guests Visiting Agency or Accessing Services (N = 10)

| Attribute | Number |
|-------------------------------------|--------|
| Average Age | 48.75 |
| Gender | |
| Females | 7 |
| Males | 1 |
| Transgender | 0 |
| Veterans | 0 |
| Marital Status | |
| Single | 1 |
| Married | 2 |
| Divorced or Separated | 4 |
| Widowed or Other | 1 |
| Type of Household | |
| Adult Only | 5 |
| Adults and Minor Children | 3 |
| Unaccompanied Minor | 0 |
| Disabled Adults or Children In Home | 4 |
| Race/Ethnicity | |
| White | 7 |
| Black/African-America | 1 |
| American Indian or Alaskan Native | 0 |
| Hispanic/Latino Ethnicity | 0 |
| Other | 0 |
| Have Reliable Transportation | |
| Yes | 7 |
| No | 1 |

Home/Living Characteristics of Guests

| Category | Number |
|---|--------|
| Currently Homeless | 1 |
| Have Previous Eviction | 1 |
| Duration of Residency at Place Stayed Night Prior to PC | |
| 1 week or less | 0 |
| More than 1 week but less than 1 month | 1 |
| 1 to 3 months | 0 |
| More than 3 Months but Less than 1 Year | 1 |
| 1 Year or Longer | 5 |
| Where Stayed Night Prior to PC | |
| Emergency Shelter | 1 |
| Hotel/Motel (No Voucher) | 0 |

| | |
|--------------------------------------|---|
| House/Condo/Apartment Owned by Guest | 3 |
| Living with Family | 1 |
| Living with Friends | 0 |
| Place Not Meant for Habitation | 0 |
| Foster care/group home | 0 |
| Rental House/Apartment | 1 |
| Psychiatric hospital or facility | 0 |
| Other | 1 |

Income and Benefit Assistance of Guests

| Source | Number |
|--|--------|
| Employment/Job | |
| Yes | 0 |
| No | 3 |
| Receive Child Support | 0 |
| Receive Support from Other People | |
| Yes | 2 |
| No | 1 |
| Ohio Works First (OWF) | |
| Yes | 0 |
| No | 3 |
| Unemployment Benefits | |
| Yes | 1 |
| No | 2 |
| Social Security Retirement Benefits | |
| Yes | 1 |
| No | 3 |
| Social Security Disability Benefits | |
| Yes | 0 |
| No | 4 |
| Supplemental Assistance Program/Electronic Benefit Card (SNAP/EBT) | |
| Yes | 2 |
| No | 6 |
| Government Medical Assistance | |
| Yes | 2 |
| No | 5 |
| Section 8 Housing Voucher | |
| Yes | 0 |
| No | 6 |
| Subsidized Housing | |
| Yes | 0 |
| No | 6 |
| Any Other Type of Rental Assistance | |
| Yes | 0 |
| No | 6 |
| Receive Veterans Medical Assistance or Services | 0 |

Urban Zen Integrative Therapy

Urban Zen Integrative Therapy is a program that attempts to help treat patients using other techniques in coordination with medical techniques. They provide training in many areas such as yoga therapy, essential oil therapy, Reiki, nutrition, and contemplative care. An Urban Zen Integrative Therapy class can be found at the Yoga on High in Columbus, Ohio. They are located at 1081 North High Street, Columbus, Ohio 43201. They can be reached by phone at (614) 291-4444. The Urban Zen Integrative Therapy Program can be contacted by email at gillian@urbanzen.org. More information about Urban Zen Integrative Therapy is available on the web at <http://uzit.urbanzen.org/>.

Characteristics of Guests Visiting Agency or Accessing Services (N = 2)

| Attribute | Number |
|-------------------------------------|--------|
| Average Age | 57.50 |
| Gender | |
| Females | 1 |
| Males | 1 |
| Transgender | 0 |
| Veterans | 0 |
| Marital Status | |
| Single | 0 |
| Married | 1 |
| Divorced or Separated | 1 |
| Widowed or Other | 0 |
| Type of Household | |
| Adult Only | 2 |
| Adults and Minor Children | 0 |
| Unaccompanied Minor | 0 |
| Disabled Adults or Children In Home | 0 |
| Race/Ethnicity | |
| White | 2 |
| Black/African-America | 0 |
| American Indian or Alaskan Native | 0 |
| Hispanic/Latino Ethnicity | 0 |
| Other | 0 |
| Have Reliable Transportation | |
| Yes | 2 |
| No | 0 |

Home/Living Characteristics of Guests

| Category | Number |
|---|--------|
| Currently Homeless | 0 |
| Have Previous Eviction | 0 |
| Duration of Residency at Place Stayed Night Prior to PC | |
| 1 week or less | 0 |
| More than 1 week but less than 1 month | 0 |
| 1 to 3 months | 1 |
| More than 3 Months but Less than 1 Year | 0 |
| 1 Year or Longer | 0 |
| Where Stayed Night Prior to PC | |

| | |
|--------------------------------------|---|
| Emergency Shelter | 0 |
| Hotel/Motel (No Voucher) | 0 |
| House/Condo/Apartment Owned by Guest | 1 |
| Living with Family | 0 |
| Living with Friends | 0 |
| Place Not Meant for Habitation | 0 |
| Foster care/group home | 0 |
| Rental House/Apartment | 0 |
| Psychiatric hospital or facility | 0 |
| Other | 0 |

Income and Benefit Assistance of Guests

| Source | Number |
|--|--------|
| Employment/Job | |
| Yes | 1 |
| No | 0 |
| Receive Child Support | 0 |
| Receive Support from Other People | |
| Yes | 1 |
| No | 0 |
| Ohio Works First (OWF) | |
| Yes | 0 |
| No | 1 |
| Unemployment Benefits | |
| Yes | 0 |
| No | 1 |
| Social Security Retirement Benefits | |
| Yes | 0 |
| No | 1 |
| Social Security Disability Benefits | |
| Yes | 0 |
| No | 1 |
| Supplemental Assistance Program/Electronic Benefit Card (SNAP/EBT) | |
| Yes | 1 |
| No | 1 |
| Government Medical Assistance | |
| Yes | 1 |
| No | 1 |
| Section 8 Housing Voucher | |
| Yes | 0 |
| No | 1 |
| Subsidized Housing | |
| Yes | 0 |
| No | 1 |
| Any Other Type of Rental Assistance | |
| Yes | 0 |
| No | 1 |
| Receive Veterans Medical Assistance or Services | 0 |

Zepf Center

The Zepf Center is a non-profit organization that provides general and behavioral healthcare. They offer many services such as diagnostic assessment and referral, mental health services, and substance abuse services. The Zepf Center is located at 541 W. Wooster St. 3rd Floor, Bowling Green, OH 43402. They can be reached by phone at (419) 373-6560. More information about Zepf Center is available on the web at <http://www.zepfcenter.org/>.

Characteristics of Guests Visiting Agency or Accessing Services (N = 10)

| Attribute | Number |
|-------------------------------------|--------|
| Average Age | 38.10 |
| Gender | |
| Females | 9 |
| Males | 1 |
| Transgender | 0 |
| Veterans | 0 |
| Marital Status | |
| Single | 6 |
| Married | 2 |
| Divorced or Separated | 2 |
| Widowed or Other | 0 |
| Type of Household | |
| Adult Only | 8 |
| Adults and Minor Children | 2 |
| Unaccompanied Minor | 0 |
| Disabled Adults or Children In Home | 5 |
| Race/Ethnicity | |
| White | 9 |
| Black/African-America | 0 |
| American Indian or Alaskan Native | 0 |
| Hispanic/Latino Ethnicity | 1 |
| Other | 1 |
| Have Reliable Transportation | |
| Yes | 5 |
| No | 5 |

Home/Living Characteristics of Guests

| Category | Number |
|---|--------|
| Currently Homeless | 1 |
| Have Previous Eviction | 3 |
| Duration of Residency at Place Stayed Night Prior to PC | |
| 1 week or less | 0 |
| More than 1 week but less than 1 month | 2 |
| 1 to 3 months | 1 |
| More than 3 Months but Less than 1 Year | 0 |
| 1 Year or Longer | 7 |
| Where Stayed Night Prior to PC | |
| Emergency Shelter | 1 |

| | |
|--------------------------------------|---|
| Hotel/Motel (No Voucher) | 0 |
| House/Condo/Apartment Owned by Guest | 1 |
| Living with Family | 1 |
| Living with Friends | 0 |
| Place Not Meant for Habitation | 0 |
| Foster care/group home | 0 |
| Rental House/Apartment | 6 |
| Psychiatric hospital or facility | 1 |
| Other | 0 |

Income and Benefit Assistance of Guests

| Source | Number |
|--|--------|
| Employment/Job | |
| Yes | 3 |
| No | 4 |
| Receive Child Support | 1 |
| Receive Support from Other People | |
| Yes | 0 |
| No | 5 |
| Ohio Works First (OWF) | |
| Yes | 1 |
| No | 6 |
| Unemployment Benefits | |
| Yes | 2 |
| No | 5 |
| Social Security Retirement Benefits | |
| Yes | 0 |
| No | 5 |
| Social Security Disability Benefits | |
| Yes | 4 |
| No | 5 |
| Supplemental Assistance Program/Electronic Benefit Card (SNAP/EBT) | |
| Yes | 7 |
| No | 2 |
| Government Medical Assistance | |
| Yes | 3 |
| No | 4 |
| Section 8 Housing Voucher | |
| Yes | 3 |
| No | 5 |
| Subsidized Housing | |
| Yes | 1 |
| No | 5 |
| Any Other Type of Rental Assistance | |
| Yes | 0 |
| No | 5 |
| Receive Veterans Medical Assistance or Services | 0 |

OTHER PROVIDERS PRESENT AT PC*

There were several agencies and organizations present at PC that either did not have guests visit them or did not return a form with client number labels to us. We would be remiss if we did not provide some information about these providers and their contribution to the inaugural PC in Wood County. Fortunately, there were far fewer providers in 2014 compared to 2014 that fell in this category.

Big Brothers Big Sisters of Northwestern Ohio

Big Brothers Big Sisters of Northwestern Ohio provides children facing adversity with strong and enduring, professionally supported one-to-one relationships that change their lives for the better, forever. Big Brothers Big Sisters of Northwestern is located at 315 S. College Drive, Suite 104A, Bowling Green, Ohio 43402. Phone: 419-354-2113. Fax: 419-352-9679.

Career Link

At PC, Career Link provided information and referral for jobs. This provider is located at 990 W Poe Rd, Bowling Green, OH 43402 and can be reached at (419) 352-0600.

Lutheran Social Services of NW Ohio

Lutheran Social Services of Northwest Ohio provided services for mental health and wellness and assessment/crisis intervention during PC. Lutheran Social Services of Northwestern Ohio is a faith-based social service agency that has been changing lives in Northwestern Ohio for the past 100 years. LSSNWO has seven branch offices throughout Northwest Ohio, as well as family resource centers and other specialized services that provide help to people of every race, creed and economic status. Counseling services are located in Toledo, Perrysburg, Bluffton, Bowling Green, Fremont, Findlay, Fostoria, North Baltimore, Archbold, Defiance, Bryan, Lima, Kenton and Wapakoneta. Most counseling offices and social service centers also provide emergency food to needy families. Lutheran Social Services of NW Ohio is located at 2149 Collingwood Blvd., Toledo, OH, 43620, and can be reached by phone at (419) 243-9178 or fax at (419) 243-4450. More information is available at www.lssnwo.org.

Eastside Neighborhood Association

Eastside Association is an association that aims to improve the physical, social, and economic environment of neighborhoods by offering different programs to assist residents. Some of these programs include housing stabilization projects, which refer clients to people who can help with home improvement projects, or teach them how to do it themselves. It also offers graffiti abatement help, and fresh food initiatives. Eastside Neighborhood Association is located at 1301 E Main St, Kalamazoo, MI 49048. They can be reached by phone at (269) 381-0700. More information about Eastside Neighborhood Association is available on the web at <http://kalamazooeastsideneighborhood.org/>.

Family House

Family House is a homeless shelter that provides families in crisis with a safe, clean, and caring place to stay. Families can stay for up to 90 days and receive meals, clothes, and hygiene necessities. Additionally, they offer families help finding permanent housing, childcare, budgeting, and nutrition classes. Family House is located at 669 Indiana Avenue, Toledo, OH 43604. They can be reached by phone at (419) 242-5505 or by email at info@familyhousetoledo.org. More information on Family House is available on the web at <http://familyhousetoledo.org/>.

G. Scott Louderback, DDS

Dr. Louderback and his staff provide a wide range of dental services to the areas of Oregon and East Side Toledo. Some of the services they provide are short-term orthodontics, Invisalign, general, and cosmetic

dentistry. The office is located at 631 South Wheeling, Oregon, OO 43616. They can also be reached by phone at (419) 693-1234. More information about G. Scott Louderback, DDS is available on the web at <http://www.drloouderback.com/>.

Job1USA

Job1USA is a human resource company that provides contract staffing, contract security, contract nursing and total solutions. Job1USA is located at 1084 South Main St., Suite C, Bowling Green, OH, 43402. They can be reached by phone at (419) 315-1998. More information on Jobs1USA is available on the web at <http://www.job1usa.com/>.

Legal Aid of Western Ohio and Advocates of Basic Legal Equality

At PC the Legal Aid of Western Ohio (LAWO) and Advocates of Basic Legal Equality (ABLE) will discuss legal services, legal needs surveys and mobile benefit bank. They are located at 225 Jefferson, Toledo, Ohio. LAWO can be reached by phone at (419)-724-0030 or (877)-894-4599. ABLE can be reached by phone at (419)-255-0814 or (800)-837-0814. You can view their website for more information at <http://lawolaw.org/>.

No Wrong Door

No wrong door is a program that provides individuals with information about any member agency's services and resources. When an individual calls an agency, that agency is trained to direct and refer individuals to the appropriate agency to get the services they need. A list of the agencies that participate in the No Wrong Door program can be found on the web at <http://www.co.wood.oh.us/Commissioners/NoWrongDoor/default.html>.

Prevent Blindness

Prevent Blindness is a non-profit organization that provides individuals with services aimed to prevent blindness and preserve sight through promoting eye health and safety. Prevent Blindness is located at 2200 Jefferson Ave., Suite 2020, Toledo, Ohio 43604. They can be reached by phone at (419) 327-2020 or email at info@pbohio.org. More information about Prevent Blindness is available on the web at <http://ohio.preventblindness.org/>.

Read for Literacy

Read for Literacy is a non-profit organization that provides tutoring and services to help adults and children improve literacy skills. They offer adults and children many programs, such as adult basic literacy, English as a second language, and creating young readers. Read for literacy is located at 325 N Michigan St, Toledo, OH 43604. They can be reached by phone at (419) 242-7323 or by email at readfl@toledolibrary.org. More information about Read for Literacy is available on the web at <http://www.readforliteracy.org/>.

Toledo Area Ministries

At PC the Toledo Area Ministries provided pre-screening and application assistance to enroll in food assistance/SNAP. They are located at 3043 Monroe Street, Toledo, Ohio. They can be reached by phone at (419)-242-7401. You can view their website for more information at <http://www.tamohio.org/j25/>.

WSOS Fatherhood Program

The WSOS is a nonprofit community action agency that provides a wide variety of services to individuals and families. The Fatherhood Program is that aims to help fathers build positive relationships with their children, as well as help provide economically stable families. WSOS is located at 812 North College Drive, Bowling Green, OH 43402. They can be reached by phone at (419) 353-7407. More information about WSOS can be found on the web at <https://www.wsos.org/>.

APPENDIX

1. Welcome Form
2. Intake Form
3. Guest, Volunteer, and Provider Exit Surveys
4. Services-At-A-Glance



Welcome to Project Connect!

While you are waiting, please review the following information and complete sections one and two before intake.

What to expect today here at Project Connect (PC):

Today's PC event runs from 9am to 3pm, and **a hot meal will be available all day.**

You will see numerous organizations offering direct services in a one-stop-shop format. Many of the services available today include:

- Housing providers
- Employment specialists
- Medical care
- Mental health care
- Benefits specialists
- Eye care
- Haircuts
- Transportation assistance
- Food
- Clothing
- And more

| |
|----------|
| Seating# |
|----------|

How to get the most out of your visit today:

1. First, you will be paired with a **PC Host Volunteer**.
 - The Host will be your guide for the event today and will join you as you travel throughout the building; hosts will not join you during personal/private appointments.
 - While you visit service providers, you will likely schedule **follow-up/offsite appointments**. Your PC Host will help you record these appointments in a calendar.
2. Your next step is **INTAKE**, where you will meet with a PC volunteer for about 10-15 minutes and you'll complete a needs assessment & screening form.
 - The intake form will help us understand your needs in order to best assist you today.
 - INTAKE will identify three priority services during your visit at PC today.
 - Please be sure to complete the Request for Services & Appointment Form (section two) attached. **The Intake Volunteer will complete section one with you.**
3. Afterwards, you are welcome to stay as long as you wish.
 - Some stay for an hour, others for a few hours and visit several service providers.
 - The time spent here today is totally up to you.
4. As you exit PC, please complete the **Exit Survey**.
 - The survey will help us learn about your experiences and your suggestions as we plan for future PC events here in Wood County, Ohio. *Thank you!*

COMPLETE WITH THE INTAKE VOLUNTEER

[SECTION ONE] Authorization to Share Protected Personal Information & Photo/Media Release

A.) I, _____, (AKA) _____ authorize staff, volunteers and service providers involved with the **PROJECT CONNECT** to obtain and share personal information about me during the course of my participation in Project Connect. I understand that the purpose of obtaining and sharing this information is so that they can help me gain access to the services, such as: medical treatment, behavioral health treatment, social services, entitlements, appointments, etc.

I specifically authorize Project Connect to obtain and share specific protected classes of health information about me for only those items I have initialed below:

_____ Mental Health Treatment
Initials

_____ Substance Abuse Treatment
Initials

_____ HIV/AIDS Test/Treatment
Initials

_____ Developmental Disabilities
Initials

B.) I consent to and authorize the collection of personal but non-identifying information about me as it applies to the services and tangible goods provided by PC. The collection and use of all information is guided by strict standards of confidentiality. **Any publicly released reports generated from subsequent reports will provide aggregate data only and no personally identifying information.** The information gathered at PC and entered into database maintained by the Department of Human Services (DHS) at Bowling Green State University (BGSU) may also be used to: produce summary reports regarding PC services and clients served; track PC outcomes; identify unfilled service needs, and plan for provision of new services offered at PC or the greater Wood County community.

I also understand the DHS at BGSU located at 223 Health and Human Services Building, Bowling Green, Ohio 43403 will maintain the welcome form, intake sheet, and this signed authorization form, as well as the exit survey.

including photographs, audio/videotapes, Web publication, social media and interviews with the news media. I certify that I am age eighteen (18) or older and the parent or legal guardian of the child(ren) that accompany me and authorize said permission for my child(ren) as well.

Signature

(Patient/Client/Parent/Guardian/Conservator)

Date Relationship if not

Client: _____

Witness (Required if Client unable to sign)

Date

_____ Yes - photo/media release
Initials

_____ No - photo/media release (participant to wear marked nametag indicated no photo/media release)
Initials

Date

C.) In addition, I authorize staff, volunteers and service providers involved with the **PROJECT CONNECT** and its assigns the absolute and irrevocable right and permission to record my voice and likeness for use in any media (without limitation)

| | |
|---------------------------|--|
| For Staff Use Only | |
| _____ Participant Refused | |
| Signature _____ PC Staff | |
| Initials _____ Date | |

[SECTION TWO] Request for Services & Appointment Form

1. I wish to connect to the following services. I understand some will require waiting for service today and some will require an appointment at a later date. I am also aware that keeping any off-site appointments will be my sole responsibility.

| | "X" if you wish to connect | | "X" if you wish to connect | |
|------------------------------------|----------------------------|---|----------------------------|--|
| Benefits & Services | | Medical Care | | <p>Please check (✓) the services below that are not available today, but are of interest to you:</p> <p><input type="checkbox"/> Shower</p> <p><input type="checkbox"/> Nutrition</p> <p><input type="checkbox"/> Home Repair or Maintenance</p> <p><input type="checkbox"/> Tax Help</p> <p><input type="checkbox"/> Social Security</p> <p><input type="checkbox"/> Stress Management</p> <p><input type="checkbox"/> Smoking Cessation/Quit Smoking</p> <p><input type="checkbox"/> Child Support</p> <p><input type="checkbox"/> Disability</p> <p><input type="checkbox"/> Other _____</p> <p>_____</p> <p>_____</p> |
| Email/Internet | | Blood Glucose | | |
| Health Coverage | | Blood Pressure | | |
| Legal Aid/Legal Issues | | Dental Care | | |
| Offender Reentry Services | | Eye Screening | | |
| Veterans Services | | Flu & Immunizations | | |
| WIC | | Hearing | | |
| | | HIV/AIDS Screening | | |
| Children & Family | | Medical/Healthcare | | |
| Budgeting | | Prescription Drug Services | | |
| Domestic Violence Services | | | | |
| Holiday Help | | Personal Care | | |
| Parenting Classes | | Clothing | | |
| Resources for School-Aged Children | | Food Assistance | | |
| | | Haircut | | |
| Employment & Education | | Massage | | |
| Developmental Disabilities | | Spiritual Care | | |
| Employment | | | | |
| Go Back to School | | | | |
| | | | | |
| Forms & Documents | | | | |
| Birth Certificate | | How did you get to today's event? | | |
| ID Information | | <input type="checkbox"/> PC Shuttle Stop | | |
| Social Security Card | | <input type="checkbox"/> Bus | | |
| | | <input type="checkbox"/> Taxi | | |
| Behavioral Health | | <input type="checkbox"/> Walk | | |
| Alcohol Addiction | | <input type="checkbox"/> Personal Vehicle | | |
| Drug Addiction | | <input type="checkbox"/> Family/Friend | | |
| Mental Health | | <input type="checkbox"/> Other _____ | | |
| | | _____ | | |
| Housing | | _____ | | |
| Emergency Shelter | | | | |
| Housing/Affordable Rental Housing | | How did you find out about Project Connect? | | |
| Utilities | | <input type="checkbox"/> Word of mouth | | |
| | | <input type="checkbox"/> Referred by another agency or service provider | | |
| | | <input type="checkbox"/> Saw poster, event signage | | |
| | | <input type="checkbox"/> Newspaper | | |
| | | <input type="checkbox"/> Social Media/Facebook | | |
| | | <input type="checkbox"/> Other _____ | | |
| | | _____ | | |
| | | _____ | | |

2015 Project Connect Intake Form

| | | | |
|--|---|---|--|
| PC Client #: _____ | | | |
| Gender: <input type="checkbox"/> Male <input type="checkbox"/> Female <input type="checkbox"/> Transgender Female to Male <input type="checkbox"/> Transgender Male to Female <input type="checkbox"/> Don't Know <input type="checkbox"/> Refused | Age _____ Veteran Status: <input type="checkbox"/> Yes <input type="checkbox"/> No <input type="checkbox"/> Don't Know <input type="checkbox"/> Refused | Marital Status: <input type="checkbox"/> Single <input type="checkbox"/> Married <input type="checkbox"/> Divorced <input type="checkbox"/> Separated <input type="checkbox"/> Widowed <input type="checkbox"/> Other # Minor Children _____ | Household Type (CHECK ONE) <input type="checkbox"/> Adult (no children) <input type="checkbox"/> With Children aged 0-17 <input type="checkbox"/> Unaccompanied Minor(s) (under 18) Household Totals (Put # in blank) _____ Adults in your household _____ Adults with a disability _____ Children under 18 _____ Children with a disability |
| Do you consider yourself...(PRIMARY RACE) <input type="checkbox"/> White <input type="checkbox"/> Black or African American <input type="checkbox"/> American Indian or Alaskan Native <input type="checkbox"/> Native Hawaiian or Other Pacific Islander <input type="checkbox"/> Asian <input type="checkbox"/> Other Multi-Racial <input type="checkbox"/> Other <input type="checkbox"/> Don't Know <input type="checkbox"/> Refused | Secondary Race (OPTIONAL/IF OFFERED) <input type="checkbox"/> White <input type="checkbox"/> Black or African American <input type="checkbox"/> American Indian or Alaskan Native <input type="checkbox"/> Native Hawaiian or Other Pacific Islander <input type="checkbox"/> Asian <input type="checkbox"/> Other Multi-Racial <input type="checkbox"/> Other <input type="checkbox"/> Don't Know <input type="checkbox"/> Refused | <div style="border: 1px solid black; padding: 5px;"> Ethnicity <input type="checkbox"/> Hispanic/Latino <input type="checkbox"/> Non-Hispanic/Latino <input type="checkbox"/> Don't Know <input type="checkbox"/> Refused </div> | |
| Are you here with other Household Members? Number with guest (NOT including guest) Adults (18-34) _____ Adults (35-51) _____ Adults (52-64) _____ Adults (65+) _____ Teens (13-17) _____ Children (5-12yrs) _____ Children (0-4yrs) _____ If pregnant, indicate due date _____ | | | |
| Are you currently Homeless? (CHECK ONE) <input type="checkbox"/> NO, Not Currently Homeless <input type="checkbox"/> YES, First time homeless AND less than 1 year without home <input type="checkbox"/> YES, Several times homeless, but for less than 1 year and NOT more than 4 times in 3 year <input type="checkbox"/> YES, Long term: at least 1 year OR at least 4 times in the past 3 years | | | |
| Where did you stay last night? (CHECK ONE) <input type="checkbox"/> Emergency shelter <input type="checkbox"/> Foster care/group home* <i>*Which one?</i> _____ <input type="checkbox"/> Hospital <input type="checkbox"/> Hotel/motel (without voucher) <input type="checkbox"/> House/condo <input type="checkbox"/> Jail, prison, community-based, or juvenile facility <input type="checkbox"/> Living with family <input type="checkbox"/> Living with friends <input type="checkbox"/> Permanent housing for formerly homeless <input type="checkbox"/> Place not meant for habitation <input type="checkbox"/> Psychiatric hospital or facility* <i>*What facility?</i> _____ <input type="checkbox"/> Rental house/apartment <input type="checkbox"/> Substance abuse treatment center, incl detox <input type="checkbox"/> Transitional housing for homeless <input type="checkbox"/> Don't Know <input type="checkbox"/> Refused <input type="checkbox"/> Other _____ | How long have you stayed where you stayed last night? (CHECK ONE) <input type="checkbox"/> 1 week or less <input type="checkbox"/> More than 1 week but less than 1 month <input type="checkbox"/> 1 to 3 months <input type="checkbox"/> More than 3 months but less than 1 year <input type="checkbox"/> 1 year or longer What City & State was that in? _____ <div style="text-align: right; margin-right: 50px;">City</div> <div style="text-align: right; margin-right: 50px;">State</div> <div style="border: 1px solid black; padding: 5px; margin-top: 10px;"> # Times homeless in last 3 years (including today) <input type="checkbox"/> 0 times <input type="checkbox"/> 1-3 times <input type="checkbox"/> 4+ times </div> | | |

| | | | | |
|--|--|---|-------------------------------------|----------------------------------|
| Barriers to Housing Do you have a previous eviction? <input type="checkbox"/> Yes <input type="checkbox"/> No Do you have a criminal record? <input type="checkbox"/> Yes <input type="checkbox"/> No Currently on Probation/Parole? <input type="checkbox"/> Yes <input type="checkbox"/> No | Have any of the following affected your ability to keep your housing? (CHECK ALL THAT APPLY) <input type="checkbox"/> Substance Abuse <input type="checkbox"/> HIV/AIDS <input type="checkbox"/> Mental Illness <input type="checkbox"/> Physical disability <input type="checkbox"/> Criminal record <input type="checkbox"/> Financial obligations <input type="checkbox"/> Violence in the home <input type="checkbox"/> Other (write below) _____ | What is the primary reason for becoming homeless or facing eviction? (CHECK ONE) <input type="checkbox"/> Abusive situation <input type="checkbox"/> Domestic violence <input type="checkbox"/> Other trauma <input type="checkbox"/> Aged out of foster care/youth services <input type="checkbox"/> Dispute with relatives/roommates <input type="checkbox"/> Foreclosure <input type="checkbox"/> Hours of work cut <input type="checkbox"/> Illness/injury <input type="checkbox"/> Loss of job <input type="checkbox"/> Loss of partner/roommate <input type="checkbox"/> Loss of transportation <input type="checkbox"/> Military discharge <input type="checkbox"/> Moved here from another community <input type="checkbox"/> National disaster or house fire <input type="checkbox"/> Release from jail or prison <input type="checkbox"/> Release from community-based residential center <input type="checkbox"/> Release from treatment center <input type="checkbox"/> Violation of lease/house rules <input type="checkbox"/> Other _____ | | |
| Do you have ID: <input type="checkbox"/> Yes <input type="checkbox"/> No Which one(s)? <input type="checkbox"/> Driver's License <input type="checkbox"/> State ID <input type="checkbox"/> Social Security ID <input type="checkbox"/> Birth Certificate | | | | |
| Do you have any income? <input type="checkbox"/> Yes <input type="checkbox"/> No If yes, what is your approximate monthly income? \$ _____ | | | | |
| During the last month did you receive any income from: | | | | |
| Child Support | <input type="checkbox"/> Yes | <input type="checkbox"/> No | <input type="checkbox"/> Don't Know | <input type="checkbox"/> Refused |
| Employment | <input type="checkbox"/> Yes | <input type="checkbox"/> No | <input type="checkbox"/> Don't Know | <input type="checkbox"/> Refused |
| Unemployment | <input type="checkbox"/> Yes | <input type="checkbox"/> No | <input type="checkbox"/> Don't Know | <input type="checkbox"/> Refused |
| OWF cash assistance (or similar state TANF program) | <input type="checkbox"/> Yes | <input type="checkbox"/> No | <input type="checkbox"/> Don't Know | <input type="checkbox"/> Refused |
| Social Security Disability (SSDI/SSI) | <input type="checkbox"/> Yes | <input type="checkbox"/> No | <input type="checkbox"/> Don't Know | <input type="checkbox"/> Refused |
| Social Security (Retirement) | <input type="checkbox"/> Yes | <input type="checkbox"/> No | <input type="checkbox"/> Don't Know | <input type="checkbox"/> Refused |
| Contributions from other people | <input type="checkbox"/> Yes | <input type="checkbox"/> No | <input type="checkbox"/> Don't Know | <input type="checkbox"/> Refused |
| Write any other source(s) of income in this space: | | | | |
| Do you currently receive: | | | | |
| Supplemental Nutrition Assistance Program (SNAP) – formerly food stamps | <input type="checkbox"/> Yes | <input type="checkbox"/> No | <input type="checkbox"/> Don't Know | <input type="checkbox"/> Refused |
| A Section 8 Housing Voucher (Rent) | <input type="checkbox"/> Yes | <input type="checkbox"/> No | <input type="checkbox"/> Don't Know | <input type="checkbox"/> Refused |
| Subsidized Housing | <input type="checkbox"/> Yes | <input type="checkbox"/> No | <input type="checkbox"/> Don't Know | <input type="checkbox"/> Refused |
| Any other type of rental assistance | <input type="checkbox"/> Yes | <input type="checkbox"/> No | <input type="checkbox"/> Don't Know | <input type="checkbox"/> Refused |
| Government Medical Assistance | <input type="checkbox"/> Yes | <input type="checkbox"/> No | <input type="checkbox"/> Don't Know | <input type="checkbox"/> Refused |
| Veterans Medical assistance or services | <input type="checkbox"/> Yes | <input type="checkbox"/> No | <input type="checkbox"/> Don't Know | <input type="checkbox"/> Refused |
| Other _____ | <input type="checkbox"/> Yes | <input type="checkbox"/> No | <input type="checkbox"/> Don't Know | <input type="checkbox"/> Refused |
| Do you have reliable transportation? <input type="checkbox"/> Yes <input type="checkbox"/> No What barriers do you have to get reliable transportation? <input type="checkbox"/> Driver's License Suspension (Legal) <input type="checkbox"/> No Income <input type="checkbox"/> Physical Disability <input type="checkbox"/> Other _____ | Notes: | | | |



Project Connect Guest Exit Survey

PC Client #: Place Sticker Here

Interviewer Initials: _____

Time: _____

1. How did you hear about today's event?

- Facebook
- Flier
- Friend

- Case Worker
- Agency: _____
- Other: _____

2. What was your main reason for attending today?

- Need housing
- Job help
- Dental Care
- Other: _____
- Hot meal
- Clothes/Coat
- Hair cut

3. How satisfied are you with the services or programs available here today?

- Very satisfied
- Somewhat satisfied
- Not satisfied

4. How helpful did you find the information available here today?

- Very helpful
- Somewhat helpful
- Not helpful

5. How satisfied were you with the event overall?

- Very helpful
- Somewhat helpful
- Not helpful

6. Did you get what you came to Project Connect for?

- More than I expected
- As I expected
- Somewhat less than I expected
- Less than I expected

7. What was most helpful?

8. How could we serve you better?

9. What would you like to see at the next event?

10. Did you attend last year's Wood County Project Homeless Connect event in October 2014?

- Yes
- Do not recall
- No
- Choose not to answer



Project Connect Wood County (PCWC) Volunteer Survey – 2015

1. In what area/s did you volunteer? Please check all that apply.

- | | |
|--|--|
| <input type="checkbox"/> Greeter | <input type="checkbox"/> Food Busser |
| <input type="checkbox"/> Assistant Greeter | <input type="checkbox"/> Food Service Runner |
| <input type="checkbox"/> Host | <input type="checkbox"/> Food Server |
| <input type="checkbox"/> Dining Area Host | <input type="checkbox"/> Food Prep Assistant |
| | <input type="checkbox"/> Clean-up Crew |

2. How many hours did you volunteer?

3. Were you adequately trained to perform your duties? If not, please explain why.

- Yes
 No, please explain: _____

4. How well were your volunteer responsibilities explained to you?

- | | |
|--|--|
| <input type="checkbox"/> Fully explained | <input type="checkbox"/> Explained |
| <input type="checkbox"/> Partially Explained | <input type="checkbox"/> Not explained |

5. What could be improved in explaining the responsibilities to you?

6. After your training, how prepared did you feel to carry out the responsibilities of your position?

- | | |
|--|--|
| <input type="checkbox"/> Very prepared | <input type="checkbox"/> Somewhat prepared |
| <input type="checkbox"/> Adequately prepared | <input type="checkbox"/> Not at all prepared |

7. What are some of the positive elements about this volunteer opportunity?

8. What else could have been done to help you to carry out the responsibilities of your position?

9. Has your experience as a PCWC volunteer met your expectations?

- | | |
|---|---|
| <input type="checkbox"/> Very much so | <input type="checkbox"/> Somewhat |
| <input type="checkbox"/> Mostly | <input type="checkbox"/> Less than I expected |
| <input type="checkbox"/> Not at all what I expected | |

10. Please provide any additional comments you would like to share regarding your expectations.

Over please.





Thank you and your agency for providing goods and/or services at the 3rd Annual Wood County Project Connect event! We would love to get your feedback. Please respond to the following items and return to the Provider table in the Multipurpose Room (i.e., where you registered for the day).

1. What services did you provide today?

- a. _____
- b. _____
- c. _____

2a. How many agency representatives did you have at your station? _____

2b. Was this number sufficient? _____ Yes _____ No

3. Was this your agency's first time participating in Project Connect? _____ Yes _____ No

4. How would you rate the following aspects of the event?

| Statement | Poor | Fair | Average | Good | Excellent |
|---|--------------------------|--------------------------|--------------------------|--------------------------|--------------------------|
| Location | <input type="checkbox"/> | <input type="checkbox"/> | <input type="checkbox"/> | <input type="checkbox"/> | <input type="checkbox"/> |
| Duration | <input type="checkbox"/> | <input type="checkbox"/> | <input type="checkbox"/> | <input type="checkbox"/> | <input type="checkbox"/> |
| Attendance by guests/clients | <input type="checkbox"/> | <input type="checkbox"/> | <input type="checkbox"/> | <input type="checkbox"/> | <input type="checkbox"/> |
| Participation by other community providers | <input type="checkbox"/> | <input type="checkbox"/> | <input type="checkbox"/> | <input type="checkbox"/> | <input type="checkbox"/> |
| Level of support provided by Project Connect organizers | <input type="checkbox"/> | <input type="checkbox"/> | <input type="checkbox"/> | <input type="checkbox"/> | <input type="checkbox"/> |
| Availability of event organizers and volunteers | <input type="checkbox"/> | <input type="checkbox"/> | <input type="checkbox"/> | <input type="checkbox"/> | <input type="checkbox"/> |
| Opportunities to interact with other providers at the event | <input type="checkbox"/> | <input type="checkbox"/> | <input type="checkbox"/> | <input type="checkbox"/> | <input type="checkbox"/> |
| Opportunities to interact with community members at the event | <input type="checkbox"/> | <input type="checkbox"/> | <input type="checkbox"/> | <input type="checkbox"/> | <input type="checkbox"/> |

5. Has your agency's experience as a Project Connect provider met your expectations?

- Did not meet expectations
- Somewhat met expectations
- Met expectations
- Better than expected
- Exceeded expectations

6. What are some positive experiences about participating at Project Connect?

- a. _____
- b. _____
- c. _____

7. What could be improved?

- a. _____
- b. _____
- c. _____

8. For the following items, please tell us your level of agreement.

| Statement | Strongly Agree | Agree | Undecided | Disagree | Strongly Disagree |
|---|--------------------------|--------------------------|--------------------------|--------------------------|--------------------------|
| Providing goods/services at Project Connect was a good use of your agency's time. | <input type="checkbox"/> | <input type="checkbox"/> | <input type="checkbox"/> | <input type="checkbox"/> | <input type="checkbox"/> |
| The event was well-organized. | <input type="checkbox"/> | <input type="checkbox"/> | <input type="checkbox"/> | <input type="checkbox"/> | <input type="checkbox"/> |
| As a result of this event, guests/clients were connected to supportive services they may not have accessed otherwise. | <input type="checkbox"/> | <input type="checkbox"/> | <input type="checkbox"/> | <input type="checkbox"/> | <input type="checkbox"/> |
| The event increased provider membership and program coordination for the Continuum of Care Wood County. | <input type="checkbox"/> | <input type="checkbox"/> | <input type="checkbox"/> | <input type="checkbox"/> | <input type="checkbox"/> |
| The event was constructive in increasing community awareness of challenges in our community regarding the risk of homelessness and the services available to those in need. | <input type="checkbox"/> | <input type="checkbox"/> | <input type="checkbox"/> | <input type="checkbox"/> | <input type="checkbox"/> |
| Project Connect changed my idea of what homelessness is and who might be involved. | <input type="checkbox"/> | <input type="checkbox"/> | <input type="checkbox"/> | <input type="checkbox"/> | <input type="checkbox"/> |
| Providing goods/services today gives me a sense of accomplishment. | <input type="checkbox"/> | <input type="checkbox"/> | <input type="checkbox"/> | <input type="checkbox"/> | <input type="checkbox"/> |
| I felt welcome and appreciated for the goods/services I provided. | <input type="checkbox"/> | <input type="checkbox"/> | <input type="checkbox"/> | <input type="checkbox"/> | <input type="checkbox"/> |

9. Would you participate as a provider at an event like Project Connect in the future?

- Yes
- No; Why not? _____
- Unsure; Why? _____

10. What is the estimated monetary value of the goods/services your agency provided today? \$ _____

11. Additional Comments you would like to share? Please write below.

Thank you for your time and informative feedback!

**PROJECT CONNECT WOOD COUNTY OCTOBER 14th 2015
SERVICES AT A GLANCE**

| Agency | Benefits & Services | Children & Family | Employment & Education | Forms & Document | Behavioral Health | Housing | Medical Care | Personal Care | Other |
|---|---------------------|-------------------|------------------------|------------------|-------------------|---------|---------------|---------------|----------------------------------|
| A Renewed Mind | | | | | X | | | | |
| Behavioral Connections / The Link | | | | | X | | | | |
| Big Brothers Big Sister of NW Ohio | | | | | | | | | Adult support for kids |
| Buckeye Health Plan | X Health Plan inf | | | | | | | | |
| Bowling Green Police Division | | | | | | | | | Law enforcement concerns |
| Consortium of Northwest Ohio | | | | | | X | | | |
| Children's Resource Center | | | | | X | | | | |
| Children's Resource Center | | X | | | | | | | |
| City of Bowling Green Grants Department | | | | | | X | | | transit service |
| Cocoon Shelter | | X Dom. Viol. | | | | | | | |
| CareerLink | | | X | | | | | | |
| Dental Center of Northwest Ohio (NWO) | | | | | | | X(Dental) | | |
| Dr. Donnell (Dental Care) | | | | | | | X(Dental) | | |
| Dr. Steven Dood | | | | | | | X (Screening) | X | |
| Eastside Association | | | | | | X | | | |
| Efficiency Smart | | | | | | | | | free bulbs; reduce electric cost |
| First Federal Bank | | | | | | | | | |
| Family Service of Northwest Ohio | | | | | X | | | | |
| First Presbyterian Church Deacon's Shop | | | | | | | | X | |
| G. Scott Louderback D.D.S. | | | | | | | X (Dental) | | |
| Ground Level Solutions | X (gas cost) | | | | | | | | |
| The Fringe Thrift Store | | | | | | | | X | |
| Habitat for Humanity of Wood County | | | | | | X | | | |
| Hair Dressers | | | | | | | | X | Hair cuts |
| Head Start | | X | | | | | | | |
| Healing Arts Institute | | | | | | | | X | Massage therapy |
| Help Me Grow | | X (early interv.) | | | | | | | |
| Job 1 USA | | | | | | | | | |
| La Conexión de Wood County | | | | X (Pict. ID) | | | | | translation |
| Lutheran Social Services of NW Ohio | | | | | X(intake-crisis) | | | | |
| Legal Aid of Western Ohio and Advocates of Basic Legal Equality | X (Legal) | | | | | | | | |
| Matthews Integrative Therapies | | | | | | | | X | craniosacral therapy |
| NAMI Wood County | | | | | X(Info MH) | | | | |
| No wrong door | | | | | | | | | |
| OhioMeansJobs Wood County | | | X | | | | | | |
| Parent Advocacy Connection | | X | | | | | | | |
| PathStone Corp | X | | | | | | | | Enroll in prog |
| Dr. Bowlus | | | | | | | X | | Podiatric Physn. & Surgeon |
| Penta Career Center | | | X | | | | | | |
| Prevent Blindness Ohio | | | | | | | X(vision) | | |

| Agency | Benefits & Services | Children & Family | Employment & Education | Forms & Document | Behavioral Health | Housing | Medical Care | Personal Care | Other |
|--|---------------------|-------------------|------------------------|------------------|-------------------|---------|------------------|---------------|---|
| Read for Literacy, Inc. | | | | | | | | | books/activity sheets |
| Salvation Army | | X | | | | X | | X | Intake all services |
| Senior Independence | X | | | | | | | X | Senior Indep. Living |
| Social Security Administration | X information | | | | | | | | |
| St. Timothy's Episcopal Church Clothesline | | | | | | | | X | |
| Toledo Area Ministries (TAM) | | | | | | | | X(Food) | |
| United Way 2-1-1 | X | | | | | | | | Health/Human services |
| Urban Zen Integrative Therapy | | | | | | | | X (Yoga) | |
| Westhaven Apartments | | | | | | X | | | |
| Wood County Area Ministries (WAM) | | | | | | | | X | Food Bags |
| Wood County Department of Job and Family Services | X | | | | | X | X | X | |
| Wood County District Pub. Library | X (lib resources) | | | | | | | | |
| Wood County Community Health and Wellness Center | | | | | | | X | | Pharmaceutical Advice |
| Wood County Community Health & Wellness Center | | | | | | | X | | Medicaid/Marketplace Insurance Enrollment |
| Wood County Community Health and Wellness along with Prevent Blindness of Ohio | | | | | | | X Vision eyeware | | |
| Wood County Health Department | | | | | | | | | |
| Wood County Health District | | | | | | | | | |
| Wood County Health District | | | | OH. birth certi. | | | | | Services info. & giveaways |
| Wood County Reentry Coalition | X | | | | | | | | |
| Wood County Alcohol, Drug Addiction & Mental Health Services Board | | | | | X | | | | |
| Wood County Hospital | | | | | | | | | |
| Wood County Human Society | | | | | | | | | Information pets |
| WSOS Community Action | X | | | | | | | | Winter crisis program |
| WSOS Homenet | | | | | | X | | | |
| WSOS Employment and Training | | | X | | | | | | |
| WSOS Fatherhood Program | | X | | | | | | | |
| Zepf Center | | | | X medicaid app. | X | | | | |
| Wood County Committee on Aging | | | | | | | | | Senior Services |