

**Sunitinib for Metastatic Renal Cell Carcinoma: A Systematic Review and  
Meta-Analysis of Real-World and Clinical Trials Data**

**Michael Moran<sup>1</sup> · Dana Nickens<sup>2</sup> · Katherine Adcock<sup>3</sup> · Meg Bennetts<sup>4</sup> · Arial Desscan<sup>3</sup> ·  
Natalie Charnley<sup>5</sup> · Kate Fife<sup>6</sup>**

<sup>1</sup>Pfizer GmbH, Berlin, Germany; <sup>2</sup>Pfizer Global, La Jolla, CA, USA; <sup>3</sup>Pfizer Inc., London,  
UK; <sup>4</sup>Pfizer R&D UK Ltd, Sandwich, UK; <sup>5</sup>Lancashire Teaching Hospitals, UK; <sup>6</sup>Cambridge  
University Hospital, Cambridge, UK.

**Corresponding author:** Michael Moran, PhD, Pfizer GmbH, Linkstraße 10, 10785 Berlin,  
Germany.

**Email:** michael.m.moran@pfizer.com

**Tel:** +44 7584 145766

**Running heading:** Real-world and clinical trial data for sunitinib in mRCC

**Supplementary Table 1.** Main characteristics of included RCTs

Author	Year	Phase	Treatment	Total				
				patients, <i>n</i>	Median age, years	mPFS, months (95 % CI)	mOS, months (95 % CI)	ORR, % (95 % CI)
Motzer et al. [1]	2009	III	Sunitinib	375	-	11 (11–13)	26.4 (23.0–32.9)	47 (42–52)
			INF- $\alpha$	375	-	5 (4–6)	21.8 (17.9–26.9)	12 (9–16)
Motzer et al. [2]	2012	II	Sunitinib 4/2	146	61	8.5 (6.9–11.1)	23.1 (17.4–25.4)	32 (24.7–40.4)
			Sunitinib CDD	146	64	7.0 (6.0–8.7)	23.5 (17.5–NR)	28 (21.0–36.1)
Motzer et al. [3]	2013	III	Sunitinib	553	-	9.5 (8.3–11.1)	29.3 (25.3–32.5)	25 (-)
			Pazopanib	557	-	8.4 (8.3–10.9)	28.4 (26.2–35.6)	31 (-)
Motzer et al. [4]	2014	II	Sunitinib	233	62	7.9 (5.6–8.2)	-	27 (-)
			Everolimus	238	62	10.7 (8.2–11.5)	-	8 (-)
Rini et al. [5]	2016	III	Sunitinib	135	59.8	15.1 (10.2–18.6)	NR	-
			Sunitinib + IMA901	204	62.2	15.2 (12.5–18.1)	33.2 (27.8–41.4)	-
Armstrong et al. [6]	2016	II	Sunitinib	51	59	8.3 (5.8–11.4)	31.5 (14.8–NR)	-
			Everolimus	57	64	5.6 (5.5–5.6)	13.2 (9.7–27.9)	-
Choueiri et al. [7]	2017	II	Sunitinib	78	64	5.6 (3.4–8.1)	21.8 (16.3–27.0)	18.8 (11.0–30.2)
			Cabozantinib	79	63	8.2 (6.2–8.8)	30.3 (14.6–35.0)	46 (34–57)

CDD, continuous daily dosing; CI, confidence interval; IFN- $\alpha$ , interferon-alpha; mOS, median overall survival; mPFS, median progression-free survival; NR, not reached; ORR, objective response rate; RCTs, randomized controlled trials; 4/2, 4 weeks on 2 weeks off dosing

**Supplementary Table 2.** Main characteristics of included RWD studies

Author	Year	Database	Treatment	Total				
				patients, <i>n</i>	Median age, years	mPFS, months (95 % CI)	mOS, months (95 % CI)	ORR, %
Heng et al. [8]	2009	British Columbia, Canada	Sunitinib	69	63	-	17.3	-
Bamias et al. [9]	2010	Greek Oncology, HECOG	Sunitinib	109	59	8.9 (6.4–11.4)	17.1 (13.7–20.6)	22.4
Schnadig et al. [10]	2014	McKesson Specialty Health US Oncology Network	Sunitinib	134	64	7.5 (5.3–11.6)	15.5 (12.3–24.0)	16.4
De Giorgi et al. [11]	2014	Italian oncology units	Sunitinib	185	74	11.0 (8.7–14.6)	25.5 (17.2–31.7)	34.6
Miyake et al. [12]	2014	Japanese patients from institution	Sunitinib	110	62.5	7.8	33.2	27.3
Sheng et al. [13]	2016	Chinese patients, Peking University Cancer Hospital	Sunitinib	165	55	11 (9–14)	28 (19–33)	31.9
Pan et al. [14]	2015	Changzheng and Changhai Hospital, China	Sunitinib	50	62	9.4	-	14.0
Tan et al. [15]	2015	National Cancer Centre Singapore Registry	Sunitinib	127	58	7.9 (5.2–11.0)	16.5 (15.1–21.6)	32.5
Day et al. [16]	2015	Australian academic hospitals	Sunitinib	125	60.7	-	27.6	-

Poprach et al.	2016	RENIS Register, Czech Republic	Sunitinib	1016	62	10.8 (9.8–11.8)	31.9 (27.9–35.9)	-
[17]			Sunitinib	299	74	8.8 (7.2–10.4)	26.3 (21.3–31.2)	-
De Groot et al.	2016	PERCEPTION Dutch Cancer Registry	Sunitinib	153	64	-	6.8 (5.8–8.8)	-
[18]								
Zhang et al.	2017	Chinese hospitals	Sunitinib	362	-	10.0	24.0	21.0
[19]			Sorafenib	483	-	11.1	24.0	16.8
Maroun et al.	2017	French National Health Insurance	Sunitinib	238	64	8.7 (6.9–9.9)	14.7 (11.9–18.3)	-
[20]		claims database						
Noize et al. [21]	2017	SANTORIN French Observational Cohort	Sunitinib	302	62.3	8.4 (7.6–9.9)	23.6 (20.2–NR)	31.1
Lalani et al.	2017	Canadian Kidney Cancer Information System	Sunitinib	577	64	-	31.7	-
[22]			Pazopanib	93	65	-	20.6	

CI, confidence interval; HECOG, Hellenic Cooperative Oncology Group; mOS, median overall survival; mPFS, median progression-free survival; NR, not reached; ORR, objective response rate; PERCEPTION, population-based registry; RENIS, RENal information system; RWD, real world data

## References

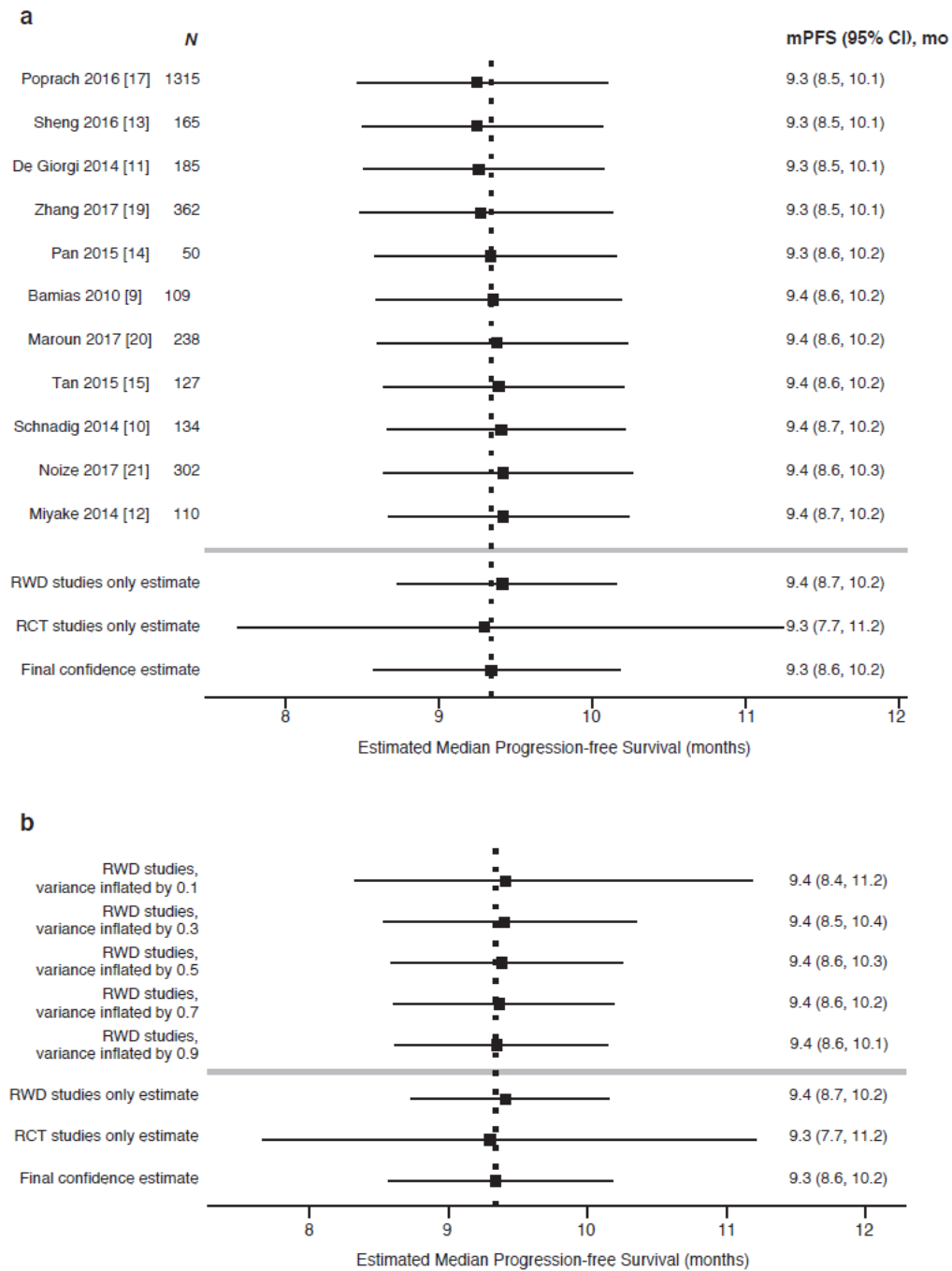
1. Motzer RJ, Hutson TE, Tomczak P et al. Overall survival and updated results for sunitinib compared with interferon alfa in patients with metastatic renal cell carcinoma. *J Clin Oncol.* 2009;27:3584-90.
2. Motzer RJ, Hutson TE, Olsen MR et al. Randomized phase II trial of sunitinib on an intermittent versus continuous dosing schedule as first-line therapy for advanced renal cell carcinoma. *J Clin Oncol.* 2012;30:1371-7.
3. Motzer RJ, Hutson TE, Cella D et al. Pazopanib versus sunitinib in metastatic renal-cell carcinoma. *N Engl J Med.* 2013;369:722-31.
4. Motzer RJ, Barrios CH, Kim TM et al. Phase II randomized trial comparing sequential first-line everolimus and second-line sunitinib versus first-line sunitinib and second-line everolimus in patients with metastatic renal cell carcinoma. *J Clin Oncol.* 2014;32:2765-72.
5. Rini BI, Stenzl A, Zdrojowy R et al. IMA901, a multi-peptide cancer vaccine, plus sunitinib versus sunitinib alone, as first-line therapy for advanced or metastatic renal cell carcinoma (IMPRINT): a multicentre, open-label, randomised, controlled, phase 3 trial. *Lancet Oncol.* 2016;17:1599-611.
6. Armstrong AJ, Halabi S, Eisen T et al. Everolimus versus sunitinib for patients with metastatic non-clear cell renal cell carcinoma (ASPEN): a multicentre, open-label, randomised phase 2 trial. *Lancet Oncol.* 2016;17:378-88.
7. Choueiri TK, Halabi S, Sanford BL et al. Cabozantinib versus sunitinib as initial targeted therapy for patients with metastatic renal cell carcinoma of poor or intermediate risk: the Alliance A031203 CABOSUN Trial. *J Clin Oncol.* 2017;35:591-7.
8. Heng DY, Chi KN, Murray N et al. A population-based study evaluating the impact of sunitinib on overall survival in the treatment of patients with metastatic renal cell cancer. *Cancer.* 2009;115:776-83.
9. Bamias A, Karadimou A, Lampaki S et al. Prognostic stratification of patients with advanced renal cell carcinoma treated with sunitinib: comparison with the Memorial Sloan-Kettering prognostic factors model. *BMC Cancer.* 2010;10:45.

10. Schnadig ID, Hutson TE, Chung H et al. Dosing patterns, toxicity, and outcomes in patients treated with first-line sunitinib for advanced renal cell carcinoma in community-based practices. *Clin Genitourin Cancer*. 2014;12:413-21.
11. De Giorgi U, Scarpi E, Sacco C et al. Standard vs adapted sunitinib regimen in elderly patients with metastatic renal cell cancer: results from a large retrospective analysis. *Clin Genitourin Cancer*. 2014;12:182-9.
12. Miyake H, Miyazaki A, Harada K, Fujisawa M. Assessment of efficacy, safety and quality of life of 110 patients treated with sunitinib as first-line therapy for metastatic renal cell carcinoma: experience in real-world clinical practice in Japan. *Med Oncol*. 2014;31:978.
13. Sheng X, Chi Z, Cui C et al. Efficacy and safety of sorafenib versus sunitinib as first-line treatment in patients with metastatic renal cell carcinoma: largest single-center retrospective analysis. *Oncotarget*. 2016;7:27044-54.
14. Pan X, Huang H, Huang Y et al. Sunitinib dosing schedule 2/1 improves tolerability, efficacy, and health-related quality of life in Chinese patients with metastatic renal cell carcinoma. *Urol Oncol*. 2015;33:268.e9-15.
15. Tan HS, Li H, Hong YW et al. Efficacy and safety of an attenuated-dose sunitinib regimen in metastatic renal cell carcinoma: results from a prospective registry in Singapore. *Clin Genitourin Cancer*. 2015;13:e285-e295.
16. Day D, Kanjanapan Y, Kwan E et al. Patterns of care for metastatic renal cell carcinoma in Australia. *BJU Int*. 2015;116 Suppl 3:36-41.
17. Poprach A, Lakomy R, Bortlicek Z et al. Efficacy of sunitinib in elderly patients with metastatic renal cell carcinoma: data from real-world clinical practice. *Drugs Aging*. 2016;33:655-63.
18. De Groot S, Sleijfer S, Redekop WK et al. Variation in use of targeted therapies for metastatic renal cell carcinoma: results from a Dutch population-based registry. *BMC Cancer*. 2016;16:364.

19. Zhang HL, Sheng XN, Li XS et al. Sorafenib versus sunitinib as first-line treatment agents in Chinese patients with metastatic renal cell carcinoma: the largest multicenter retrospective analysis of survival and prognostic factors. *BMC Cancer*. 2017;17:16.
20. Maroun R, Fleury L, Nachbaur G, Maunoury F, Vanhille JL, Durand-Zaleski I. Real-world costs and outcomes in metastatic renal cell carcinoma patients treated with targeted therapies: a cohort study from the French health insurance database. *Curr Med Res Opin*. 2017;33:1755-62.
21. Noize P, Grelaud A, Bay JO et al. Real-life patterns of use, safety and effectiveness of sunitinib in first-line therapy of metastatic renal cell carcinoma: the SANTORIN cohort study. *Pharmacoepidemiol Drug Saf*. 2017;26:1561-9.
22. Lalani AA, Li H, Heng DYC et al. First-line sunitinib or pazopanib in metastatic renal cell carcinoma: the Canadian experience. *Can Urol Assoc J*. 2017;11:112-7.

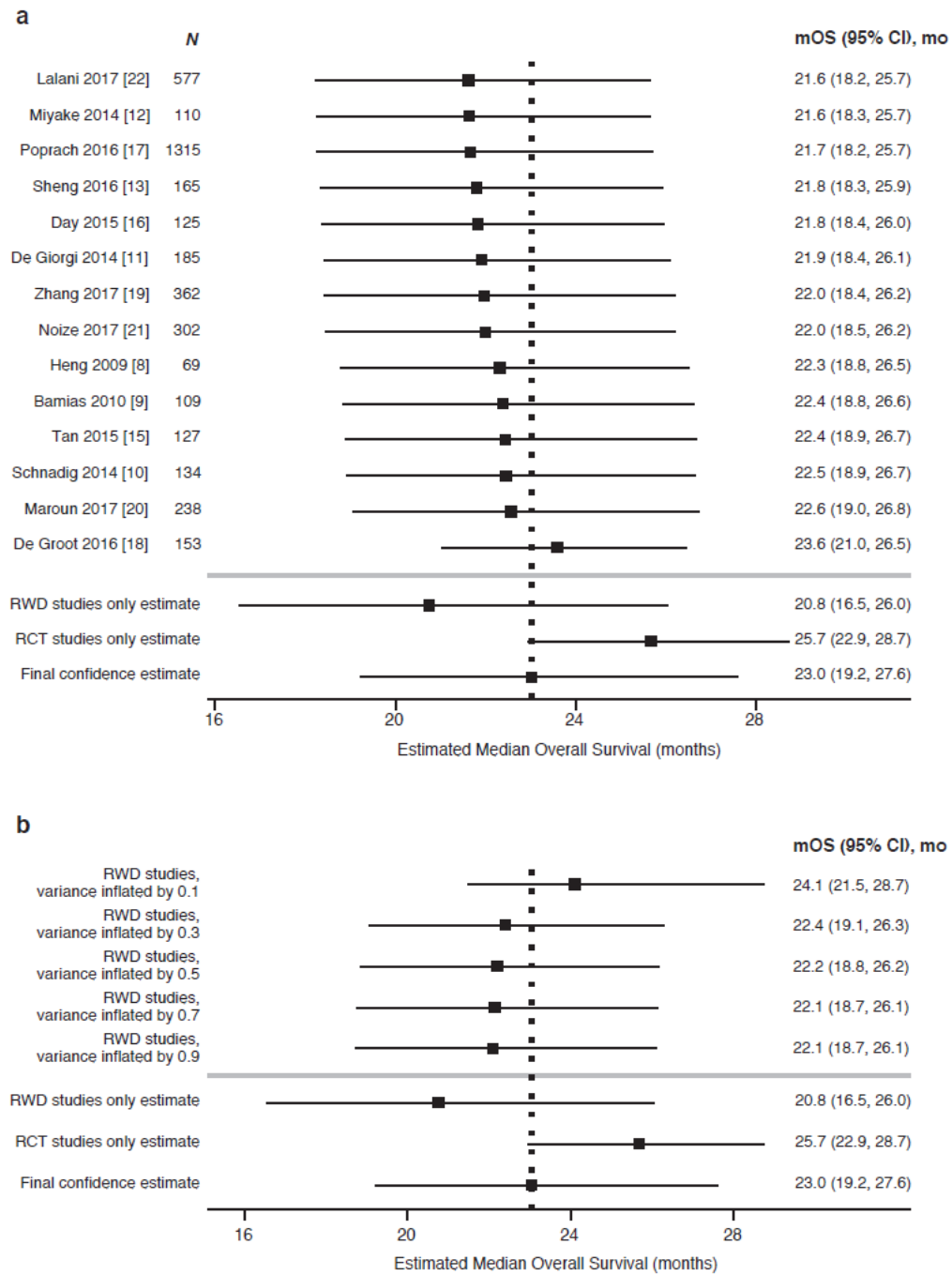


**Supplementary Fig. 1** Sensitivity analyses for mPFS



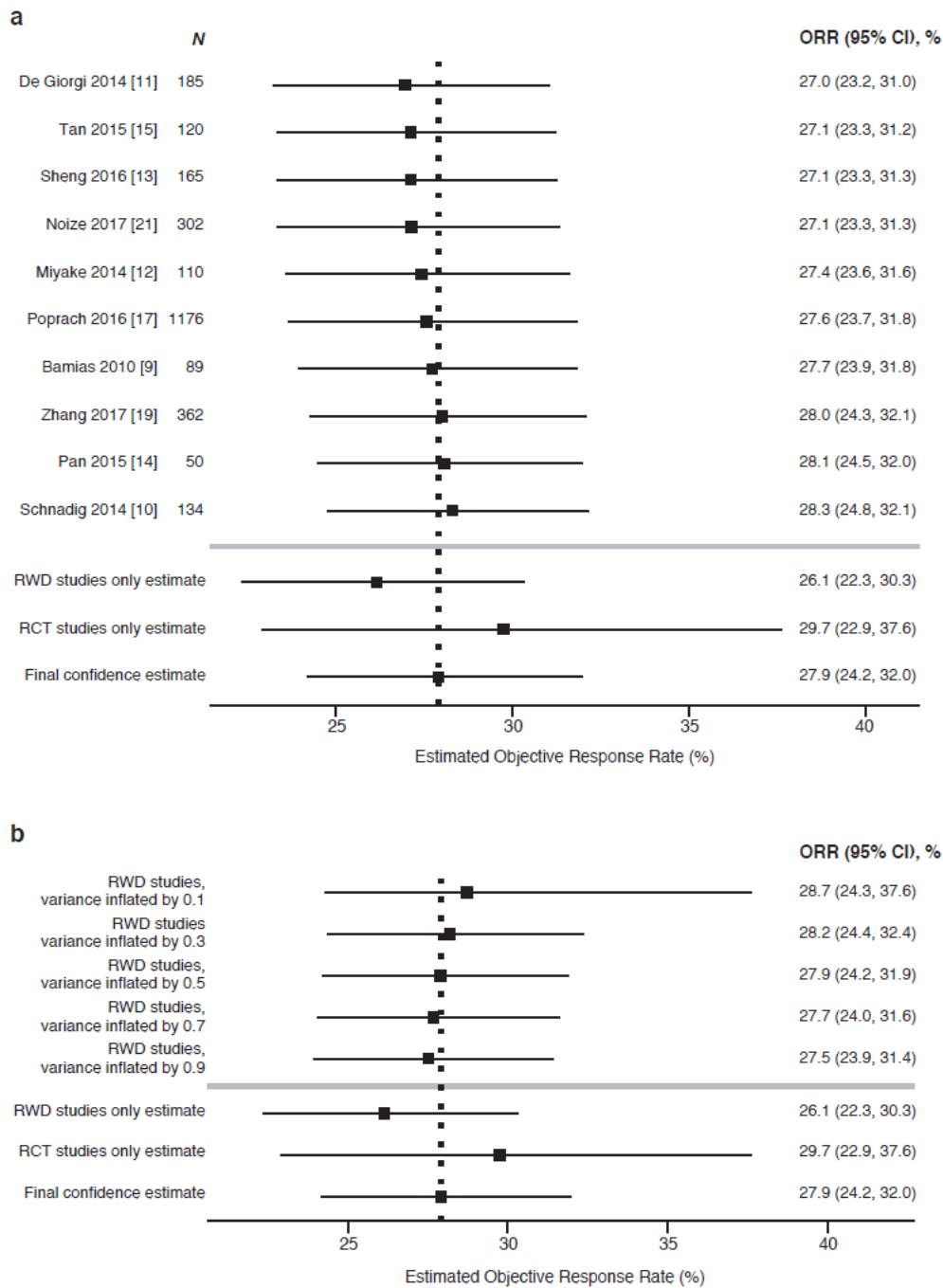
mPFS, median progression-free survival; RCT, randomized controlled trial; RWD, real-world data

**Supplementary Fig. 2** Sensitivity analyses for mOS



mOS, median overall survival; RCT, randomized controlled trial; RWD, real-world data

**Supplementary Fig. 3** Sensitivity analyses for ORR



ORR, objective response rate; RCT, randomized controlled trial; RWD, real-world data.