



Document details

[< Back to results](#) | 1 of 1

[↗ Export](#) [↓ Download](#) [🖨 Print](#) [✉ E-mail](#) [📄 Save to PDF](#) [★ Add to List](#) [More... >](#)

[View at Publisher](#)

Environmental Science

Volume 293, Issue 1, 27 June 2019, Article number 012026

2nd International Conference on Natural Resources and Life Sciences, NRLS 2018; Ibis Styles

HotelSurabaya; Indonesia; 23 August 2018 through 24 August 2018; Code 149236

Potency of *Fibraurea tinctora* Lour. extract as anti-bacterial agents towards pathogenic bacteria (Conference Paper) [\(Open Access\)](#)

Zalizar, L.^a [✉](#), Rahayu, I.D.^a, Sujono^a, Nor, Y.A.^b [👤](#)

^aDepartment of Animal Sciences, University of Muhammadiyah Malang, Jl. Raya Tlogomas 246, Malang, East Java, 65144, Indonesia

^bDepartment of Biochemical-Biotechnology Engineering, Kuliyyah of Engineering, International Islamic University Malaysia, Gombak, Kuala Lumpur, 50728, Malaysia

Abstract

[View references \(14\)](#)

This research aimed to explore antibacterial activity of *Fibraurea tinctora* Lour. extracted by ethanol and hot water. The treatments of study consisted of six levels of *F. tinctora* plant extract (0 %, 0.625 %, 1.25 %, 2.50 %, 5.00 % and 10.0 %, respectively) either using ethanol or hot water, resulting in 12 experimental treatments according to 6 × 2 factorial arrangement in a completely randomized design. Each of the treatment was replicated three times. Results of this research showed that either ethanol or hot water *F. tinctora* extract have potency to control farm pathogenic bacteria. In the lowest concentration (0.625 %) both extract significantly inhibited bacteria growth (Minimum Inhibition Concentration). The highest antibacterial activity was in group that had the highest concentration (10 %) of extract in both of the bacteria. *Staphylococcus aureus* were more susceptible to the *F. tinctora* extract than *Escherichia coli*. Result from spectrophotometry UV-vis assessments showed that the total composition of tannin, alkaloid, and saponin from ethanol extract of *F. tinctoria* is higher than its water based extract. Meanwhile, phenol composition of water-based extract from *F. tinctoria* is higher than from ethanol extract. © 2019 Published under licence by IOP Publishing Ltd.

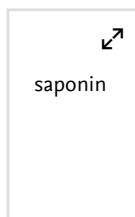
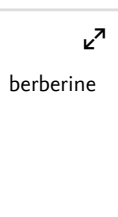
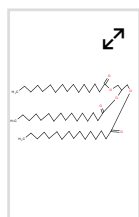
SciVal Topic Prominence [ⓘ](#)

Topic: [Tinospora](#) | [Menispermaceae](#) | [T cordifolia](#)

Prominence percentile: 80.931 [ⓘ](#)

Chemistry database information [ⓘ](#)

Substances



Metrics [ⓘ](#) [View all metrics >](#)



PlumX Metrics [▼](#)

Usage, Captures, Mentions, Social Media and Citations beyond Scopus.

Cited by 0 documents

Inform me when this document is cited in Scopus:

[Set citation alert >](#)

[Set citation feed >](#)

Related documents

Absolute configuration of fibaruretin B

Fun, H.-K. , Salae, A.W. , Razak, I.A.

(2011) *Acta Crystallographica Section E: Structure Reports Online*

Phytochemical screening, and evaluation of antibacterial, antioxidant and cytotoxic activity of ficus *Racemosa* linn.

Kambli, J. , Patil, A. , Chithrashree (2014) *International Journal of Pharmacy and Pharmaceutical Sciences*

Clerodane diterpenoids from *Tinospora sagittata* (Oliv) gagnep

Li, W. , Huang, C. , Li, S. (2012) *Planta Medica*

[View all related documents based on references](#)

[Find more related documents in Scopus based on:](#)

[Authors >](#) [Keywords >](#)

Author keywords

[Antibacterial](#)

[bioactive compounds](#)

[herbal medicine](#)

[natural yellow root](#)

Indexed keywords

Engineering controlled terms:

Antimicrobial agents Escherichia coli Ethanol Metabolites Natural resources
Plant extracts Water

Engineering uncontrolled terms

Anti-bacterial activity Anti-bacterial agents Antibacterial Bioactive compounds
Completely randomized designs Herbal medicines Minimum inhibition concentrations
natural yellow root

Engineering main heading:

Extraction

Funding details

Funding text

This research was funded by research grant from University of Muhammadiyah Malang number E.2.a/071/BAA-UMM/2018. Gratitude was delivered to laboratory all employees and administrative staffs involved.

ISSN: 17551307

Source Type: Conference Proceeding

Original language: English

DOI: 10.1088/1755-1315/293/1/012026

Document Type: Conference Paper

Volume Editors: Setyobudi R.H.

Sponsors: PT Megah Sejahtera Scientific, PT. INDOLAB UTAMA, Sciencewerke, Vision Teknik

Publisher: Institute of Physics Publishing

References (14)

[View in search results format >](#)

All Export Print E-mail Save to PDF Create bibliography

- 1 Setyawati, A.
(2015) *Struktur Histologi Hati, Ginjal Dan Pankreas Mencit (Mus Musculus) Dengan Perlakuan Ekstrak Batang Akar Kuning (Fibraurea Tinctoria L.) Selama Organogenesis [Structure of Histology of Liver, Kidney and Pancreas of Mice (Mus Musculus) with Treatment of Yellow Root Stem Extract (Fibraurea Tinctoria L.) during Organogenesis]*, p. 34.
[Thesis] (Bogor: Graduate School, Bogor Agricultural University [in Bahasa Indonesia])
<https://repository.ipb.ac.id/bitstream/handle/123456789/79166/2015ase.pdf?sequence=1&isAllowed=y>

- 2 Mahmoudy, H., Shariffar, F., Sharifi, I., Ezatpour, B., Fasihi Harandi, M., Makki, M.S., Zia-Ali, N., (...), Jahanbakhsh, S.
In vitro inhibitory effect of Berberis vulgaris (Berberidaceae) and Its main component, Berberine against different leishmania species
(2014) *Iranian Journal of Parasitology*, 9 (1), pp. 28-36. Cited 30 times.
<http://ijpa.tums.ac.ir/index.php/ijpa/article/view/1009/469>

- 3 Nguyen-Pouplin, J., Tran, H., Tran, H., Phan, T.A., Dolecek, C., Farrar, J., Tran, T.H., (...), Grellier, P.
Antimalarial and cytotoxic activities of ethnopharmacologically selected medicinal plants from South Vietnam
(2007) *Journal of Ethnopharmacology*, 109 (3), pp. 417-427. Cited 72 times.
www.elsevier.com/locate/jethpharm
doi: 10.1016/j.jep.2006.08.011

[View at Publisher](#)