



**UNIVERSIDADE ESTADUAL DE CAMPINAS  
SISTEMA DE BIBLIOTECAS DA UNICAMP  
REPOSITÓRIO DA PRODUÇÃO CIENTÍFICA E INTELLECTUAL DA UNICAMP**

**Versão do arquivo anexado / Version of attached file:**

Versão do Editor / Published Version

**Mais informações no site da editora / Further information on publisher's website:**

<https://mhealth.jmir.org/2019/1/e11099/>

**DOI: 10.2196/11099**

**Direitos autorais / Publisher's copyright statement:**

©2019 by JMIR Publications. All rights reserved.

DIRETORIA DE TRATAMENTO DA INFORMAÇÃO

Cidade Universitária Zeferino Vaz Barão Geraldo

CEP 13083-970 – Campinas SP

Fone: (19) 3521-6493

<http://www.repositorio.unicamp.br>

Original Paper

# Assessing the Validity of the MyJump2 App for Measuring Different Jumps in Professional Cerebral Palsy Football Players: An Experimental Study

Victor Coswig<sup>1</sup>, PhD; Anselmo De Athayde Costa E Silva<sup>1</sup>, PhD; Matheus Barbalho<sup>2</sup>, PT; Fernando Rosch De Faria<sup>3</sup>, MSc; Claudio D Nogueira<sup>3</sup>, MSc; Mariane Borges<sup>3</sup>, MSc; Jéssica R Buratti<sup>3</sup>, BPhEd; Ivaldo B Vieira<sup>4</sup>, MSc; Francisco Javier López Román<sup>5</sup>, PhD, MD; José I Gorla<sup>3</sup>, PhD

<sup>1</sup>Faculty of Physical Education, Federal University of Pará, Campus Castanhal, Castanhal, Brazil

<sup>2</sup>Faculty of Physical Education and Dance, Federal University of Goiás, Goiânia, Brazil

<sup>3</sup>Faculty of Physical Education, Department of Adapted Physical Education Studies, University of Campinas, Campinas, Brazil

<sup>4</sup>Doctoral Program in Health Sciences, Health Sciences, Universidad Católica San Antonio de Murcia, Murcia, Spain

<sup>5</sup>Director de la Cátedra de Fisiología del Ejercicio, Health Sciences, Universidad Católica San Antonio de Murcia, Murcia, Spain

**Corresponding Author:**

Victor Coswig, PhD  
Faculty of Physical Education  
Federal University of Pará  
Campus Castanhal  
Rua Major Wilson 3094  
Casa 180 qd 8  
Castanhal, 68742-89  
Brazil  
Phone: 55 91984273036  
Email: [vcoswig@gmail.com](mailto:vcoswig@gmail.com)

## Abstract

**Background:** Vertical jumps can be used to assess neuromuscular status in sports performance. This is particularly important in Cerebral Palsy Football (CP Football) because players are exposed to high injury risk, but it may be complicated because the gold standard for assessing jump performance is scarce in field evaluation. Thus, field techniques, such as mobile apps, have been proposed as an alternative method for solving this problem.

**Objective:** This study aims to evaluate the reliability of the measures of the MyJump2 app to assess vertical jump performance in professional CP Football.

**Methods:** We assessed 40 male CP Football athletes (age 28.1 [SD 1.4] years, weight 72.5 [SD 6.2] kg, and height 176 [SD 4.2] cm) through the countermovement jump (CMJ) and squat jump (SJ) using a contact mat. At the same time, we assessed the athletes using the MyJump2 app.

**Results:** There were no significant differences between the instruments in SJ height ( $P=.12$ ) and flight time ( $P=.15$ ). Additionally, there were no significant differences between the instruments for CMJ in jump height ( $P=.16$ ) and flight time ( $P=.13$ ). In addition, it was observed that there were significant and strong intraclass correlations in all SJ variables varying from 0.86 to 0.89 (both  $P<.001$ ), which was classified as “almost perfect.” Similar results were observed in all variables from the CMJ, varying from 0.92 to 0.96 (both  $P \leq .001$ ).

**Conclusions:** We conclude that the MyJump2 app presents high validity and reliability for measuring jump height and flight time of the SJ and CMJ in CP Football athletes.

(*JMIR Mhealth Uhealth* 2019;7(1):e11099) doi: [10.2196/11099](https://doi.org/10.2196/11099)

**KEYWORDS**

cerebral palsy football; jump performance; mobile apps; mobile phone; paralympic sports

## Introduction

Cerebral Palsy Football (CP Football) is a paralympic sport played exclusively by athletes with central neurological injuries, such as cerebral palsy (CP), traumatic brain injuries, or stroke [1]. CP Football players may have ataxia, hypertonia, or dystonia and are divided into classes based on their functional profile levels [1]. The concepts of the sport are quite similar to mainstream football, except for the use of 7 players, smaller field measurements, shorter duration of matches (30 minutes per time), and the lack of the offside rule [1]. Due the intermittent characteristic of the sport, and the fact that moments of high intensity are decisive in the game [2], CP Football has similar strength and power demands to mainstream soccer [3,4].

In addition, CP Football shows a relatively high injury rate. For example, injury rates for CP Football in the Rio 2016 Paralympic Games were 12.7/1000 athletes/day [5], in which it was noted that injuries by overuse had the second highest prevalence (4.5%) and higher injury rate during competition (34.5%). This is quite similar to the findings by Derman et al [6] who presented larger incidences of injury rates in CP Football (18.8/1000 athlete days) in comparison to all sports (12.1/1000 athlete days) in the London 2012 Paralympic Games.

There are many factors related to injury rates and sports performance in CP Football. From these, strength and power have been highlighted as relevant parameters for injury prevention [7,8] and training monitoring [9]. In this sense, it is important to establish reliable options for measuring and analyzing these variables, since vertical jumps are considered an ecological alternative provided in field assessments of lower-limb strength and power. Furthermore, increasing vertical jump assessment options could encourage and help coaches and trainers monitor and prescribe training based on this objective external load parameter, which has already been demonstrated to be a relevant factor in CP Football [5].

To accurately evaluate vertical jumps, expensive instruments with low portability are often needed, such as force platforms [10] and contact mats [11-12]. In this way, the demand for evaluation methods using mobile devices has increased. In addition to the technological advancement of smartphones, mobile apps have rapidly evolved from a trend [13] to a well-established part of sports and exercise medicine in constant and fast evolution [14]. Therefore, the MyJump2 app has become a viable option for evaluating jump heights. In addition, this app promises to provide quick and immediate data acquisition, allowing for easy monitoring in virtually any environment [15], and has already shown high reliability and reproducibility in vertical jumps when compared to force platforms and high-speed video cameras [16-18]. However, due to the specificities of CP athletes, such as asymmetries or involuntary spasms [6], it became necessary to test the validity and reliability of this mobile app in CP populations and sports. In this context, this study aimed to evaluate the reliability of the measures of the MyJump2 app to evaluate vertical jump performance in professional CP soccer athletes.

## Methods

### Experimental Design

To evaluate the reliability of the app, we recruited professional CP Football athletes during the 2017 Brazilian CP Football Championship. For this, the board of the National Association of Sport for the Disabled (NASD, Brazil) authorized the study. The directors of each team were clarified about the research proposal and methods and allowed the researchers to perform data collection with their athletes. First, we informed all subjects about the risks, benefits, and discomforts of participation by signing the consent form, and data collection occurred in one session. The study followed the ethical principles stated in the Declaration of Helsinki and was approved by the local ethics committee (#2.475.044). The athletes performed the countermovement jump (CMJ) and squat jump (SJ) and were assessed by 2 instruments simultaneously (a contact mat and MyJump2). Each participant performed 3 repetitions of each jump, and the highest height values were used in the analyses. The CMJ and SJ tests were performed in a circuit arrangement to guarantee similar rest time between the efforts.

Before data collection, subjects performed a specific warm-up for 5 minutes, which involved the execution of vertical jumps similar to those applied in the evaluations, in order to learn the how the jump would be executed and with stimulation of slow and fast cycles of stretching and shortening. After the specific warm-up period, participants were instructed to perform 3 CMJs with their hands fixed at the waist, performing the jump at the highest possible height [9]. All participants received verbal guidance to make the highest jump possible. There was no additional verbal stimulus to avoid differences between subjects.

### Sample

A sample size calculation from an earlier investigation indicated that 7 participants would be needed, considering  $P=.001$  and a power of 90% [16]. Thus, for this study, 40 male athletes (28.1 [SD 1.4] years, 72.5 [SD 6.2] kg, and 176 [SD 4.2] cm) without presenting acute or chronic conditions that prevented them from performing the jump protocol were included. From these, 30 were hemiplegic, 9 were diplegic, and 1 was monoplegic. Inclusion criteria required that participants have neurologic injuries at the central nervous system, be engaged in official professional CP Football competitions, and have prior experience in the vertical jumping exercise, which means that they performed plyometric exercises during training and were engaged in frequent jump tests during periodic evaluations. We excluded participants who did not complete the jumps for any reason, presented pain or injury, did vigorous physical activity, or had ingested central nervous system stimulants (ie, caffeine beverages) during the data collection phase ( $n=0$ ).

### Procedures

#### Countermovement Jump

In the CMJ, the individual starts in an orthostatic position with the hands fixed at the waist and, at the evaluators' command, performs a squat until the knees reach an angle of 90°. Then, the participant extends the hips and the knees to project the body vertically with the greatest speed and strength possible to

reach the maximum possible height [19]. Participants were instructed to not flex the knee or dorsiflex the ankle during the flight phase. All participants received verbal stimuli for a better performance. A 30-second rest interval between each jump was set.

### Squat Jump

In the SJ, the individual starts in an orthostatic position and, at the evaluator's command, performs a squat until the knees reach a 90° angle. This position is maintained in isometric contraction for 3 seconds, after which the individual extends the hips and knees to project the body and the load vertically at the highest possible speed and strength, that is, to achieve maximum power during the execution [19].

### Contact Mat

The Jump System Pro Contact Mat (Cefise) evaluates the power output through flight time. Output data were collected by the Jump System Pro Software, version 1.0 (Cefise). The contact map showed high reliability for jump height, with an intraclass correlation coefficient (ICC) of 0.91 and a coefficient of variation of 10% [20].

### MyJump2 Application

The app for the iOS operating system (Apple Inc) [17] was developed using the XCode0.5 software for Mac (OSX 10.9.2, Apple Inc) and installed on the iPhone 6s (Apple Inc). The evaluation required a high-speed camera (120 Hz) with a minimum resolution of 720p. The app analyzed the height of the vertical jumps by calculating the time between 2 frames (in ms) selected by the evaluator, corresponding to the loss and return of contact to the ground. For this instrument, the same evaluator performed all the collections and was always in the same position (at the front) and at the same distance (1.5 m) from the material being evaluated. For interevaluator and intraevaluator reliability, recorded videos were analyzed by 2 evaluators (inter) and one of them repeated the procedure after 1 week (intra).

### Statistical Analysis

Data are presented in mean (SD). The Shapiro-Wilk test was used to assess normality, and the 2-tailed paired *t* test was used

to compare instruments. For the reproducibility of the test measurements, the ICC, SE of measurement, that is,  $SEM=SD \times \sqrt{1-ICC}$ , and minimal detectable change, that is,  $MDC=SEM \times 1.96 \times (\sqrt{2})$ , were applied [21]. The Pearson correlation coefficient was applied for the correlations, and Bland-Altman plots were applied to test the level of agreement between instruments. All analyses were performed using SPSS software (IBM SPSS Statistics, version 20.0). For all variables, statistical significance was set at  $P \leq .05$ .

## Results

The mean and SD of jump height and flight time of squat jump and countermovement jump were assessed using MyJump2 and a contact mat in 40 male CP Football athletes. Table 1 shows the values of the absolute comparison and ICC between the instruments for the jump height and flight time of the SJ and CMJ. There were no significant differences between the instruments in the jump height ( $P=.12$ ) and flight time ( $P=.15$ ) variables. The effect size of the 2 variables was trivial for jump height and flight time, according to the Cohen classification [22]. There were no significant differences between the instruments for the CMJ in the jump height ( $P=.16$ ) and flight time ( $P=.13$ ) variables. The effect size of the 2 variables was also trivial for jump height. In addition, it was observed that there were significant intraclass correlations in all SJ variables ( $P<.001$ ). Strong correlations were found between jump height and flight time (ICC=0.89 and 0.86, respectively), being classified as "almost perfect" [22]. Similar significant intraclass correlations were observed in all variables from the CMJ ( $P \leq .05$ ), where jump height and flight time presented excellent levels varying from 0.92 to 0.96, classified as "near perfect" [22].

Table 2 presents reliability data between evaluators, while Table 3 presents values between test and retest. For both, high values of intraclass correlation and very low values of standard error of measurements and minimal detectable changes were found. Bland-Altman and correlation analysis are presented in Figures 1 and 2 for SJ and in Figures 3 and 4 for CMJ, respectively. For both jumps, high levels of agreement were found, and the differences were similar for all ranges of heights.

**Table 1.** Values of absolute comparison and intraclass correlation coefficient between the instruments for the jump height and flight time of squat jump and countermovement jump.

Jump type	MyJump2, mean (SD)	Contact mat, mean (SD)	<i>t</i> (df)	<i>P</i> value	Cohen <i>d</i> effect size	ICC <sup>a</sup>	<i>P</i> <sub>ICC</sub> <sup>b</sup>
<b>Squat jump</b>							
Jump height (cm)	25.1 (7.4)	26.2 (6.2)	-1.59 (35)	.12	0.17	0.89	<.001
Flight time (ms)	448.5 (70.0)	458.67 (55.6)	-1.47 (35)	.15	0.17	0.86	<.001
<b>Countermovement jump</b>							
Jump height (cm)	28.4 (6.5)	27.8 (6.1)	1.42 (33)	.16	0.09	0.92	<.001
Flight time (ms)	477.7 (56.1)	473.2 (52.5)	1.27 (33)	.21	0.02	0.96	<.001

<sup>a</sup>ICC: intraclass correlation coefficient.

<sup>b</sup>*P*<sub>ICC</sub>: Level of significance of intraclass correlation coefficient, which was set at  $P \leq .05$ .

**Table 2.** Interevaluator intraclass correlation coefficient of squat jump and countermovement jump measurements in the MyJump2™ App.

Jump type	Evaluator 1, mean (SD)	Evaluator 2, mean (SD)	ICC <sup>a</sup>	P value <sup>b</sup>	Standard error of measurement	Minimal detectable change (%)
<b>Squat jump</b>						
Jump height (cm)	25.5 (7.0)	23.3 (7.1)	0.93	<.001	0.56	0.79 (3.09)
Flight time (ms)	452.5 (66.0)	442.52 (83.5)	0.90	<.001	7.45	10.53 (2.33)
<b>Countermovement jump</b>						
Jump height (cm)	28.4 (6.7)	27.1 (7.8)	0.95	<.001	0.36	0.51 (1.81)
Flight time (ms)	477.7 (57.5)	468.7 (71.3)	0.92	<.001	5.12	7.24 (1.51)

<sup>a</sup>ICC: intraclass correlation coefficient.

<sup>b</sup>Level of significance set at  $P \leq .05$ .

**Table 3.** Intraevaluator intraclass correlation coefficient of the MyJump2 in squat jump and countermovement jump.

Jump type	1 <sup>st</sup> analysis	2 <sup>nd</sup> analysis	ICC <sup>a</sup>	P value <sup>b</sup>	Standard error of measurement	Minimal detectable change (%)
<b>Squat jump</b>						
Jump Height (cm)	25.5 (7.0)	24.8 (7.4)	0.99	<.001	0.07	0.10 (0.39)
Flight Time (ms)	452.48 (66.02)	447.8 (70.2)	0.95	<.001	4.08	5.77 (1.27)
<b>Countermovement jump</b>						
Jump Height (cm)	28.4 (6.7)	28.1 (6.6)	0.99	<.001	0.04	0.06 (0.20)
Flight Time (ms)	477.7 (57.5)	477.4 (56.1)	0.99	<.001	0.06	0.08 (0.01)

<sup>a</sup>ICC: intraclass correlation coefficient.

<sup>b</sup>Level of significance set at  $P \leq .05$ .

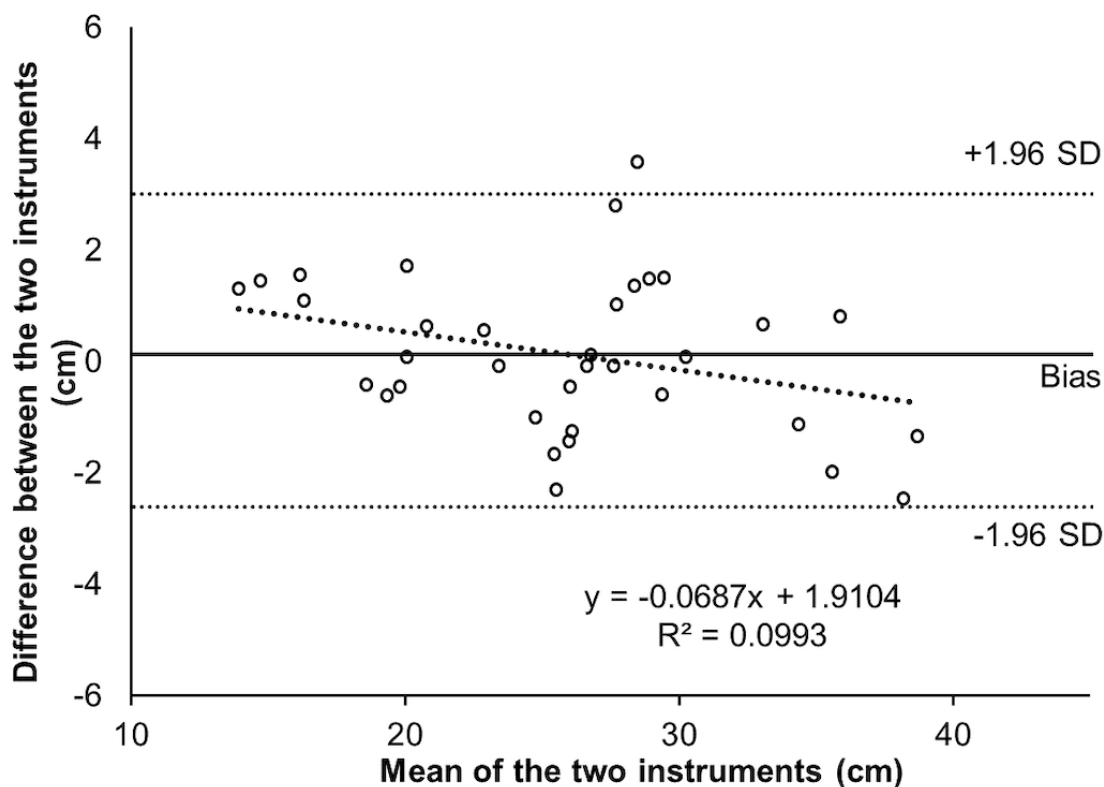
**Figure 1.** Bland-Altman for agreement analysis of squat jumps.

Figure 2. Correlation for agreement analysis of squat jumps.

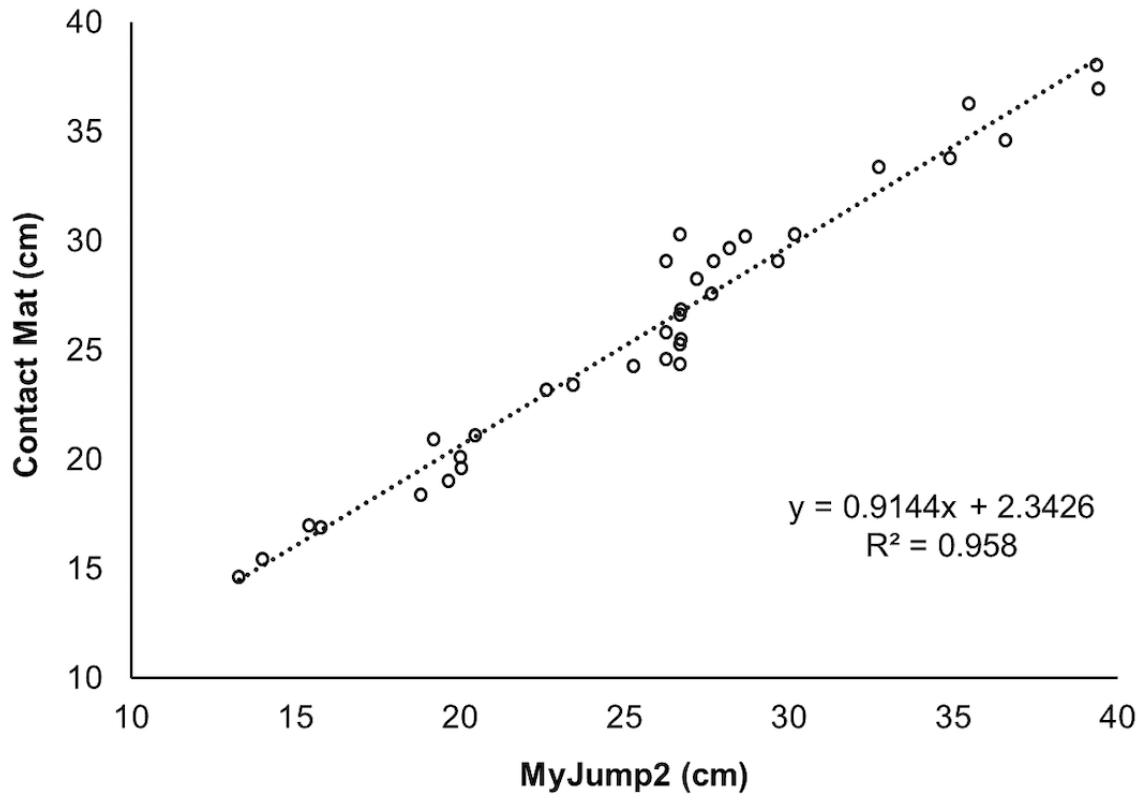
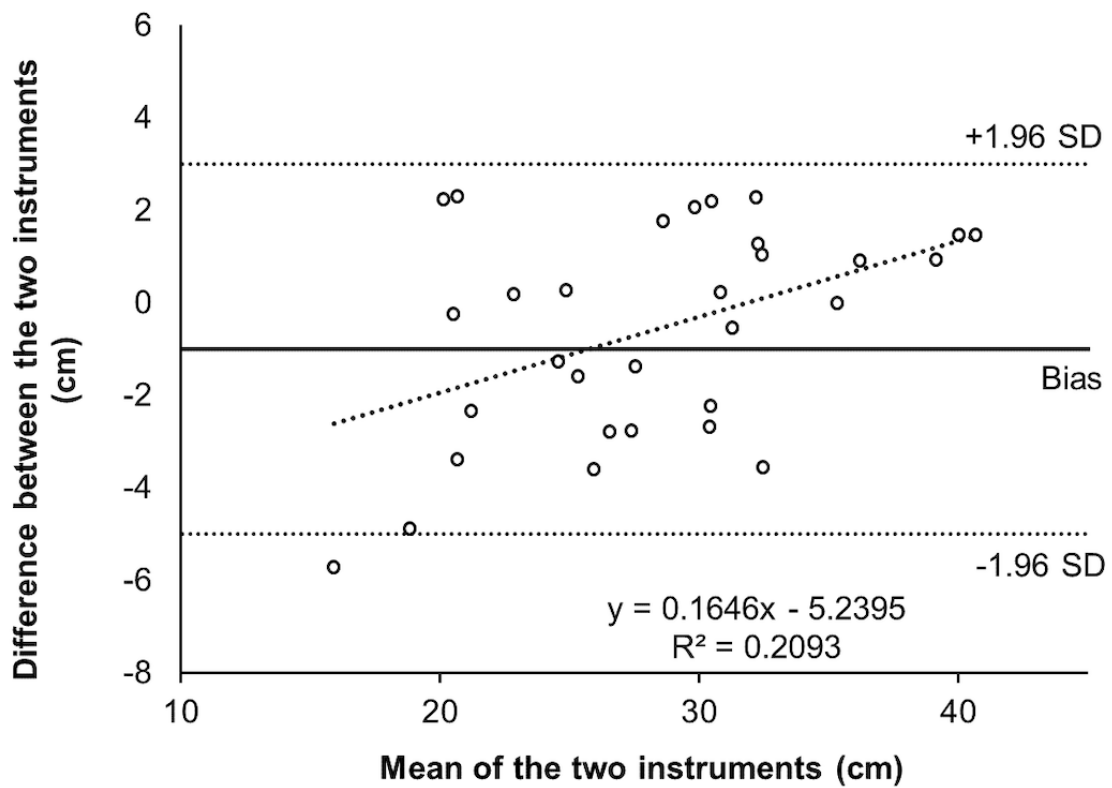
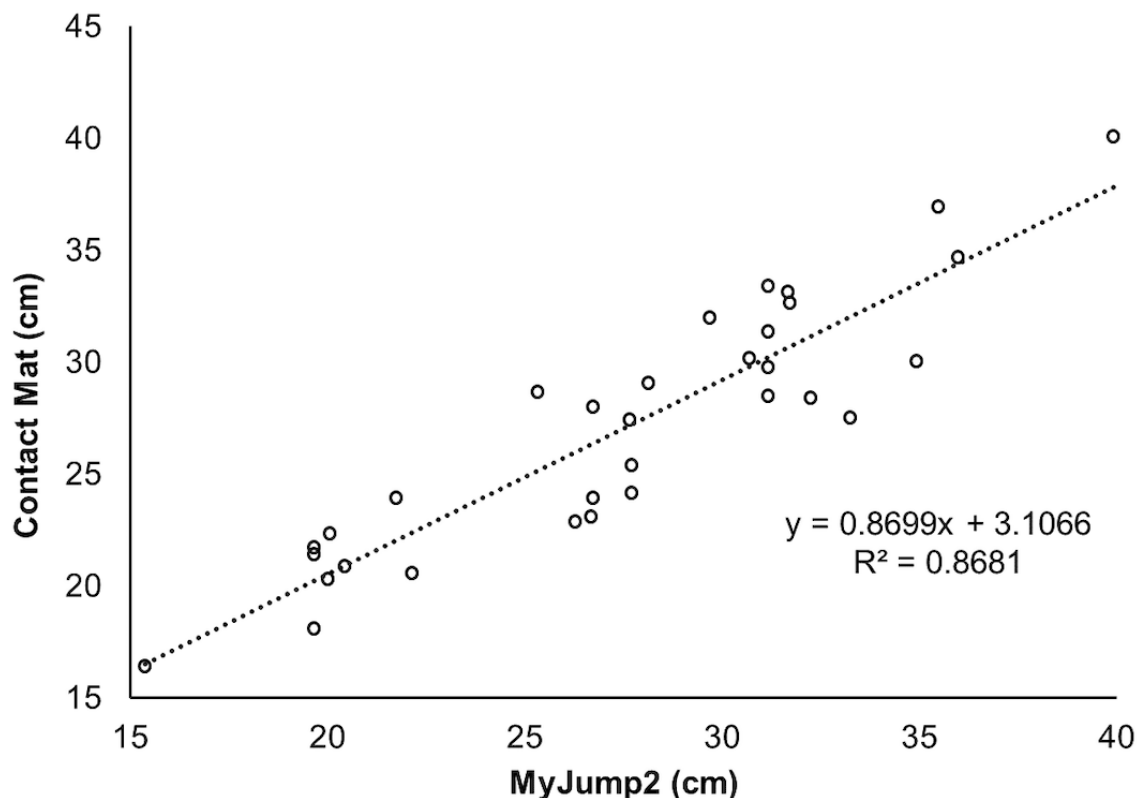


Figure 3. Bland-Altman for agreement analysis of countermovement jumps.



**Figure 4.** Correlation for agreement analysis of countermovement jumps.

## Discussion

### Principal Findings

The main objective of this study was to assess the reliability of a mobile app that measures jumping performance in CP Football athletes to establish a reliable field evaluation possibility for jump analysis. In this sense, we assessed 40 male, physically disabled players using the MyJump2 app and a contact mat simultaneously. Additionally, 2 evaluators made the measurements with the app, and one of them repeated the measurement 1 week later to analyze the interevaluator and intraevaluator variability. Our main results showed that MyJump2 is a reliable and valid method compared with the contact mat when assessing jump height and flight time.

### Comparison With Prior Work

MyJump2 seems to be reliable for assessing jump height and flying time in CP Football. Our results are in agreement with 2 other studies that investigated MyJump reproducibility in vertical jumps [16,17]. Balsalobre-Fernandez et al [17] evaluated the app's validity, compared with a force platform, to assess CMJ in 20 recreationally active healthy men and observed a near perfect correlation in jump height. Thus, the authors indicated that CMJ could be easily measured and was reliable and reproducible through the app.

The other study on the theme [16] had analyzed different jumps (drop jump, SJ, and CMJ) in a sample of 21 male and female athletes, and the authors compared the app with a contact platform and a high-speed video camera method. In all jumps, there was a strong and significant correlation between the instruments. Similarly, our results showed that the CMJ has a

strong correlation with the reference method in jump height ( $r=0.95$ ).

Other relevant results are about the interevaluator and intraevaluator reliability. Our results show that the MyJump2 is reproducible when used by different subjects and at different occasions. These results are in agreement with literature about MyJump2 reproducibility [17].

Additionally, in competitive periods when it is not possible to use the gold standard equipment, the app seems to be a good alternative for evaluating athletes with neurologic damage who would benefit from frequent monitoring for training loads and adaptations [23-24] and also for soft-tissue lesion risk [25,26]. Given the portability and practicality of MyJump2, smartphones can quickly become a standard method for assessing physical performance in the field with great precision in CP Football.

The comparison between MyJump2 and other methods, such as force platforms [14-16] and the field method (Vertec) [27], is important to consolidate the app. This is justified by the use of a few force platforms in field evaluations, which raises the importance of the comparison between MyJump2 and other field methods [27]. In this regard, our study compares the app with one of the most used field techniques, the contact mat. Compared with force platforms, contact mats can be used in a wide variety of scenarios, and this can be considered a more ecologic option in agreement with the study that analyzed a comparison between MyJump2 and Vertec [27]. Another factor that deserves further comment is the type of jumps assessed here. The CMJ and SJ are consistent with the current literature [9,16,18,28,29].

Another important aspect of this study is that it appears to be the first work to use the app in a paralympic sport. In general, paralympic sports has a particular aspect beyond those related to training: the functional classification. To reduce subjectivity, it is necessary that the functional classification be evidence based [30]. In this sense, physical assessments are lacking and should be increased, including that for strength and power [31]. Thus, the implementation of mobile apps seems to be interesting in the evidence-based classification of paralympic sports. Another interesting characteristic of this paper concerns the sample. In the paralympic context, it is particularly challenging to do investigations with a large number of subjects, especially at higher competitive levels. Therefore, this study used a significant paralympic sample from a top national ranking team, which reinforces the originality and relevance of our findings.

### Limitations

The study has some potential limitations. Due to the fact that data collection was conducted during a Brazilian CP Football Championship, it was not possible to use a better reference method, such as the force platform. Despite that, it could be considered a methodological choice in order to raise the ecological validity of our findings. With our study design, it was not possible to assess the use of the app in other conditions, such as before and after the games, to analyze the applicability of the app, which we suggest for further studies.

### Future Directions

Since the MyJump2 app is a reliable method for assessing jump height in CP Football, future investigations may be designed in

some topics differing from validation studies. With the limitations of laboratory methods, there is a trend toward using small samples in investigations, and less field assessments are observed. Therefore, one possibility will be to assess a wide sample to establish reference values of jump height and flight time in CP Football, using as large a sample as possible. Other possibilities may be to use prospective assessments of jump performance and its association with injury prevention parameters in this population, as well as assessments of performance levels and pregame, postgame, and competition recoveries. Regarding validation studies, it seems to be an important possibility for the validation of MyJump2 to assess other types of jumps besides CMJ and SJ. For example, the asymmetry jump test, drop jump test, and horizontal jump are three kinds of skills that can be used to assess jump performance and, to this date, have not been validated in CP Football evaluation.

### Conclusions

Thus, we conclude that the MyJump2 app presents high validity and reliability to measure the jump height and flight time of the SJ and CMJ in elite CP Football athletes. Our findings suggest that this tool can be very useful in jump performance analysis of the Paralympics. In addition, we believe that our findings could encourage trainers, coaches, and athletes to monitor jump performance, which is relevant information to improve decision making in training control and prescription.

### Acknowledgments

VC, ADACES, and JIG established the research design, conducted data analysis, discussed the results, and wrote the final version of the manuscript. M Barbalho, M Borges, FRDF, CDN, JRB, IBV, and FJLR took part in the data collection and writing of the manuscript. This research was sponsored by National Association of Sport for Disable (NASD, Brazil). Additionally, we thank the Pro-Rector for Research and Post-Graduation of Federal University of Pará for financial support.

### Conflicts of Interest

None declared.

### References

1. International Federation of CP Football. IFCPF Sport Rules and Regulations. South Africa: IFCPF; 2018 Jan 01. CP Football: Laws of the Game, Classification and rules URL:<https://www.ifcpf.com/rules> [accessed 2018-11-27] [[WebCite Cache ID 74FXR0hHJ](#)]
2. Stølen T, Chamari K, Castagna C, Wisløff U. Physiology of soccer: an update. *Sports Med* 2005;35(6):501-536. [Medline: [15974635](#)]
3. Reilly T, Williams AM, Nevill A, Franks A. A multidisciplinary approach to talent identification in soccer. *J Sports Sci* 2000 Sep;18(9):695-702. [doi: [10.1080/02640410050120078](#)] [Medline: [11043895](#)]
4. Paul DJ, Nassis GP. Testing strength and power in soccer players: the application of conventional and traditional methods of assessment. *J Strength Cond Res* 2015 Jun;29(6):1748-1758. [doi: [10.1519/JSC.0000000000000807](#)] [Medline: [25546446](#)]
5. Willick SE, Webborn N, Emery C, Blauwet CA, Pit-Grosheide P, Stomphorst J, et al. The epidemiology of injuries at the London 2012 Paralympic Games. *Br J Sports Med* 2013 May;47(7):426-432. [doi: [10.1136/bjsports-2013-092374](#)] [Medline: [23515713](#)]
6. Derman W, Runciman P, Schwellnus M, Jordaan E, Blauwet C, Webborn N, et al. High precompetition injury rate dominates the injury profile at the Rio 2016 Summer Paralympic Games: a prospective cohort study of 51 198 athlete days. *Br J Sports Med* 2018 Jan;52(1):24-31. [doi: [10.1136/bjsports-2017-098039](#)] [Medline: [29030389](#)]
7. Hoff J. Training and testing physical capacities for elite soccer players. *J Sports Sci* 2005 Jun;23(6):573-582. [doi: [10.1080/02640410400021252](#)] [Medline: [16195006](#)]



8. DiStefano LJ, Padua DA, Blackburn JT, Garrett WE, Guskiewicz KM, Marshall SW. Integrated injury prevention program improves balance and vertical jump height in children. *J Strength Cond Res* 2010 Feb;24(2):332-342. [doi: [10.1519/JSC.0b013e3181cc2225](https://doi.org/10.1519/JSC.0b013e3181cc2225)] [Medline: [20072067](https://pubmed.ncbi.nlm.nih.gov/20072067/)]
9. Claudino JG, Cronin J, Mezêncio B, McMaster DT, McGuigan M, Tricoli V, et al. The countermovement jump to monitor neuromuscular status: A meta-analysis. *J Sci Med Sport* 2017 Apr;20(4):397-402. [doi: [10.1016/j.jsams.2016.08.011](https://doi.org/10.1016/j.jsams.2016.08.011)] [Medline: [27663764](https://pubmed.ncbi.nlm.nih.gov/27663764/)]
10. Castagna C, Ganzetti M, Ditroilo M, Giovannelli M, Rocchetti A, Manzi V. Concurrent validity of vertical jump performance assessment systems. *J Strength Cond Res* 2013 Mar;27(3):761-768. [doi: [10.1519/JSC.0b013e31825dbcc5](https://doi.org/10.1519/JSC.0b013e31825dbcc5)] [Medline: [22648140](https://pubmed.ncbi.nlm.nih.gov/22648140/)]
11. Sattler T, Sekulic D, Esco MR, Mahmutovic I, Hadzic V. Analysis of the association between isokinetic knee strength with offensive and defensive jumping capacity in high-level female volleyball athletes. *J Sci Med Sport* 2015 Sep;18(5):613-618. [doi: [10.1016/j.jsams.2014.08.002](https://doi.org/10.1016/j.jsams.2014.08.002)] [Medline: [25218817](https://pubmed.ncbi.nlm.nih.gov/25218817/)]
12. Vácz M, Tollár J, Meszler B, Juhász I, Karsai I. Short-term high intensity plyometric training program improves strength, power and agility in male soccer players. *J Hum Kinet* 2013 Mar;36:17-26 [FREE Full text] [doi: [10.2478/hukin-2013-0002](https://doi.org/10.2478/hukin-2013-0002)] [Medline: [23717351](https://pubmed.ncbi.nlm.nih.gov/23717351/)]
13. Thompson W. Worldwide survey of fitness trends for 2017. *ACSM'S Health & Fitness Journal* 2016;20(6):8-17. [doi: [10.1249/FIT.0000000000000252](https://doi.org/10.1249/FIT.0000000000000252)]
14. Ahmed OH, Lee H, Marchant H, Jones R, Hall EE. Navigating the new landscape of apps: Overcoming the challenge of poor quality apps in sport and exercise medicine. *Br J Sports Med* 2018 Oct;52(20):1283-1284. [doi: [10.1136/bjsports-2017-097911](https://doi.org/10.1136/bjsports-2017-097911)] [Medline: [29146753](https://pubmed.ncbi.nlm.nih.gov/29146753/)]
15. Carlos-Vivas J, Martin-Martinez JP, Hernandez-Mocholi MA, Perez-Gomez J. Validation of the iPhone app using the force platform to estimate vertical jump height. *J Sports Med Phys Fitness* 2018 Mar;58(3):227-232. [doi: [10.23736/S0022-4707.16.06664-0](https://doi.org/10.23736/S0022-4707.16.06664-0)] [Medline: [27653154](https://pubmed.ncbi.nlm.nih.gov/27653154/)]
16. Gallardo-Fuentes F, Gallardo-Fuentes J, Ramírez-Campillo R, Balsalobre-Fernández C, Martínez C, Caniuqueo A, et al. Intersession and Intrasession Reliability and Validity of the My Jump App for Measuring Different Jump Actions in Trained Male and Female Athletes. *J Strength Cond Res* 2016 Jul;30(7):2049-2056. [doi: [10.1519/JSC.0000000000001304](https://doi.org/10.1519/JSC.0000000000001304)] [Medline: [27328276](https://pubmed.ncbi.nlm.nih.gov/27328276/)]
17. Balsalobre-Fernández C, Glaister M, Lockey RA. The validity and reliability of an iPhone app for measuring vertical jump performance. *J Sports Sci* 2015;33(15):1574-1579. [doi: [10.1080/02640414.2014.996184](https://doi.org/10.1080/02640414.2014.996184)] [Medline: [25555023](https://pubmed.ncbi.nlm.nih.gov/25555023/)]
18. Driller M, Tavares F, McMaster D, O'Donnell S. Assessing a smartphone application to measure counter-movement jumps in recreational athletes. *Int J Sports Sci Coach* 2017 Aug 25;12(5):661-664. [doi: [10.1177/1747954117727846](https://doi.org/10.1177/1747954117727846)]
19. Markovic G, Dizdar D, Jukic I, Cardinale M. Reliability and factorial validity of squat and countermovement jump tests. *J Strength Cond Res* 2004 Aug;18(3):551-555. [doi: [10.1519/1533-4287\(2004\)18<551:RAFVOS>2.0.CO;2](https://doi.org/10.1519/1533-4287(2004)18<551:RAFVOS>2.0.CO;2)] [Medline: [15320660](https://pubmed.ncbi.nlm.nih.gov/15320660/)]
20. Nogueira FDA, de Freitas V, Nogueira R, Miloski B, Werneck F, Bara-Filho M. Improvement of physical performance, hormonal profile, recovery-stress balance and increase of muscle damage in a specific futsal pre-season planning. *Revista Andaluza de Medicina del Deporte* 2018 Apr;11(2):63-68. [doi: [10.1016/j.ramd.2015.11.008](https://doi.org/10.1016/j.ramd.2015.11.008)]
21. Weir JP. Quantifying test-retest reliability using the intraclass correlation coefficient and the SEM. *J Strength Cond Res* 2005 Feb;19(1):231-240. [doi: [10.1519/15184.1](https://doi.org/10.1519/15184.1)] [Medline: [15705040](https://pubmed.ncbi.nlm.nih.gov/15705040/)]
22. Cohen J. *Statistical Power Analysis for the Behavioral Sciences*. New York: Taylor & Francis, Inc; 1988.
23. Carroll KL, Leiser J, Paisley TS. Cerebral palsy: physical activity and sport. *Curr Sports Med Rep* 2006 Dec;5(6):319-322. [Medline: [17067500](https://pubmed.ncbi.nlm.nih.gov/17067500/)]
24. Damiano DL, Abel MF. Functional outcomes of strength training in spastic cerebral palsy. *Arch Phys Med Rehabil* 1998 Feb;79(2):119-125. [Medline: [9473991](https://pubmed.ncbi.nlm.nih.gov/9473991/)]
25. Patatoukas D, Farmakides A, Aggeli V, Fotaki S, Tsibidakis H, Mavrogenis AF, et al. Disability-related injuries in athletes with disabilities. *Folia Med (Plovdiv)* 2011;53(1):40-46. [Medline: [21644404](https://pubmed.ncbi.nlm.nih.gov/21644404/)]
26. Nyland J, Snouse SL, Anderson M, Kelly T, Sterling JC. Soft tissue injuries to USA paralympians at the 1996 summer games. *Arch Phys Med Rehabil* 2000 Mar;81(3):368-373. [Medline: [10724085](https://pubmed.ncbi.nlm.nih.gov/10724085/)]
27. Yingling VR, Castro DA, Duong JT, Malpartida FJ, Usher JR. The reliability of vertical jump tests between the Vertec and phone application. *PeerJ* 2018;6:e4669 [FREE Full text] [doi: [10.7717/peerj.4669](https://doi.org/10.7717/peerj.4669)] [Medline: [29692955](https://pubmed.ncbi.nlm.nih.gov/29692955/)]
28. Menzel H, Chagas MH, Szmuchrowski LA, Araujo SRS, de AAGP, de JFR. Analysis of lower limb asymmetries by isokinetic and vertical jump tests in soccer players. *J Strength Cond Res* 2013 May;27(5):1370-1377. [doi: [10.1519/JSC.0b013e318265a3c8](https://doi.org/10.1519/JSC.0b013e318265a3c8)] [Medline: [22796999](https://pubmed.ncbi.nlm.nih.gov/22796999/)]
29. Eagles AN, Sayers MGL, Bousson M, Lovell DI. Current Methodologies and Implications of Phase Identification of the Vertical Jump: A Systematic Review and Meta-analysis. *Sports Med* 2015 Sep;45(9):1311-1323. [doi: [10.1007/s40279-015-0350-7](https://doi.org/10.1007/s40279-015-0350-7)] [Medline: [26121950](https://pubmed.ncbi.nlm.nih.gov/26121950/)]
30. International Paralympic Committee. Bonn; 2016 Oct 27. International Standards for 2015 Athlete Classification Code published URL:<https://www.paralympic.org/news/international-standards-2015-athlete-classification-code-published> [accessed 2018-11-27] [WebCite Cache ID 74FY85vKh]

31. Beckman EM, Connick MJ, Tweedy SM. Assessing muscle strength for the purpose of classification in Paralympic sport: A review and recommendations. *J Sci Med Sport* 2017 Apr;20(4):391-396. [doi: [10.1016/j.jsams.2016.08.010](https://doi.org/10.1016/j.jsams.2016.08.010)] [Medline: [27692576](https://pubmed.ncbi.nlm.nih.gov/27692576/)]

## Abbreviations

**CMJ:** countermovement jump  
**CP Football:** Cerebral Palsy Football  
**CP:** cerebral palsy  
**ICC:** intraclass correlation coefficient  
**MDC:** minimal detectable change  
**SEM:** standard error of measurement  
**SJ:** squat jump

*Edited by G Eysenbach; submitted 28.05.18; peer-reviewed by R Raiol, DO Ahmed; comments to author 12.07.18; revised version received 26.07.18; accepted 26.08.18; published 30.01.19*

*Please cite as:*

*Coswig V, Silva ADACE, Barbalho M, Faria FRD, Nogueira CD, Borges M, Buratti JR, Vieira IB, Román FJL, Gorla JI*  
*Assessing the Validity of the MyJump2 App for Measuring Different Jumps in Professional Cerebral Palsy Football Players: An Experimental Study*

*JMIR Mhealth Uhealth* 2019;7(1):e11099

URL: <http://mhealth.jmir.org/2019/1/e11099/>

doi: [10.2196/11099](https://doi.org/10.2196/11099)

PMID: [30698529](https://pubmed.ncbi.nlm.nih.gov/30698529/)

©Victor Coswig, Anselmo De Athayde Costa E Silva, Matheus Barbalho, Fernando Rosch De Faria, Claudio D Nogueira, Mariane Borges, Jéssica R Buratti, Ivaldo B Vieira, Francisco Javier López Román, José I Gorla. Originally published in *JMIR Mhealth and Uhealth* (<http://mhealth.jmir.org>), 30.01.2019. This is an open-access article distributed under the terms of the Creative Commons Attribution License (<https://creativecommons.org/licenses/by/4.0/>), which permits unrestricted use, distribution, and reproduction in any medium, provided the original work, first published in *JMIR mhealth and uhealth*, is properly cited. The complete bibliographic information, a link to the original publication on <http://mhealth.jmir.org/>, as well as this copyright and license information must be included.