



**UNIVERSIDADE ESTADUAL DE CAMPINAS
SISTEMA DE BIBLIOTECAS DA UNICAMP
REPOSITÓRIO DA PRODUÇÃO CIENTÍFICA E INTELLECTUAL DA UNICAMP**

Versão do arquivo anexado / Version of attached file:

Versão do Editor / Published Version

Mais informações no site da editora / Further information on publisher's website:

https://www.scielo.br/scielo.php?script=sci_arttext&pid=S0004-282X2019000400279

DOI: 10.1590/0004-282X20190024

Direitos autorais / Publisher's copyright statement:

©2019 by Associação Arquivos de Neuro-Psiquiatria . All rights reserved.

DIRETORIA DE TRATAMENTO DA INFORMAÇÃO

Cidade Universitária Zeferino Vaz Barão Geraldo

CEP 13083-970 – Campinas SP

Fone: (19) 3521-6493

<http://www.repositorio.unicamp.br>

Screening for Alzheimer's disease in low-educated or illiterate older adults in Brazil: a systematic review

Rastreo para doença de Alzheimer em idosos brasileiros de baixa escolaridade ou analfabetos: revisão sistemática

Luciane de Fátima Viola ORTEGA¹, Ivan APRAHAMIAN^{2,3}, Marcus Kiiti BORGES³, João de Castilho CAÇÃO⁴, Mônica Sanches YASSUDA^{1,5}

ABSTRACT

Cognitive screening instruments are influenced by education and/or culture. In Brazil, as illiteracy and low education rates are high, it is necessary to identify the screening tools with the highest diagnostic accuracy for Alzheimer's disease (AD). **Objective:** To identify the cognitive screening instruments applied in the Brazilian population with greater accuracy, to detect AD in individuals with a low educational level or who are illiterate. **Methods:** Systematic search in SciELO, PubMed and LILACS databases of studies that used cognitive screening tests to detect AD in older Brazilian adults with low or no education. **Results:** We found 328 articles and nine met the inclusion criteria. The identified instruments showed adequate or high diagnostic accuracy. **Conclusion:** For valid cognitive screening it is important to consider sociocultural and educational factors in the interpretation of results. The construction of specific instruments for the low educated or illiterate elderly should better reflect the difficulties of the Brazilian elderly in different regions of the country.

Keywords: Cognition; education; Alzheimer disease; literacy; dementia.

RESUMO

Os instrumentos de rastreo cognitivo sofrem influência educacional e/ou cultural. No Brasil, como as taxas de analfabetismo e baixa escolaridade são altas, é necessário identificar os instrumentos com maior acurácia diagnóstica para a doença de Alzheimer (DA). **Objetivo:** identificar os instrumentos de rastreo cognitivo aplicados na população brasileira com maior acurácia para detectar DA em indivíduos com baixo nível de escolaridade ou que são analfabetos. **Métodos:** Busca sistemática de estudos que utilizaram testes de rastreo cognitivo para detectar DA em idosos brasileiros de baixa escolaridade ou analfabetos, nas bases de dados: SCIELO, PUBMED E LILACS. **Resultados:** Foram encontrados 328 artigos e 9 preencheram os critérios de inclusão. Os instrumentos identificados apresentaram acurácia diagnóstica adequada ou elevada. **Conclusão:** Para um rastreo cognitivo válido é importante considerar os fatores socioculturais e educacionais na interpretação dos resultados. A construção de instrumentos específicos para idosos de baixa escolaridade ou analfabetos deve ser incentivada para melhor refletir as dificuldades dos idosos brasileiros de diferentes regiões.

Palavras-chave: Cognição; educação; doença de Alzheimer; alfabetização; demência.

Cognitive screening is a strategy to detect cognitive decline in preliminary evaluations as one of the first steps toward establishing a diagnosis of dementia¹. Among the

most frequently used cognitive tests are the Mini-Mental State Examination (MMSE)², the Clock Drawing Test³, and the Verbal Fluency Test (animal or fruit semantic






¹Universidade Estadual de Campinas, Faculdade de Ciências Médicas, Programa de Pós-Graduação em Gerontologia, Campinas SP, Brasil;

²Faculdade de Medicina de Jundiaí, Grupo de Investigação em Multimorbidades e Saúde Mental em Idosos, Disciplina de Geriatria e Gerontologia, Jundiaí SP, Brasil;

³Universidade de São Paulo, Faculdade de Medicina, Departamento de Psiquiatria, São Paulo SP, Brasil;

⁴Faculdade de Medicina de São José do Rio Preto, Unidade de Geriatria, São José do Rio Preto SP, Brasil;

⁵Universidade de São Paulo, Escola de Artes, Ciências e Humanidades, São Paulo SP, Brasil.

Luciane de Fátima Viola Ortega  <http://orcid.org/0000-0001-9541-9573>; Ivan Aprahamian  <http://orcid.org/0000-0003-3806-7895>; Marcus Kiiti Borges  <http://orcid.org/0000-0001-8441-9519>; João de Castilho Cação  <http://orcid.org/0000-0003-2431-4226>; Mônica Sanches Yassuda  <http://orcid.org/0000-0002-9182-2450>

Correspondence: Mônica Sanches Yassuda; Rua Tessália Vieira de Camargo, 126 - Cidade Universitária Zeferino Vaz; 13083-887 Campinas SP, Brasil; E-mail: yassuda@usp.br

Support: Coordenação de Aperfeiçoamento de Pessoal de Nível Superior – CAPES. Prof. Dr. Ivan Aprahamian recebe Bolsa Produtividade nível 2 do CNPq.

Conflict of interest: There is no conflict of interest to declare

Received 24 May 2018; Received in final form 12 December 2018; Accepted 18 December 2018.

categories)^{4,5}. However, all of them have limitations, such as the influence of the culture and years of education¹. Therefore, adjusting the cut-off scores of traditional screening tests according to years of education is warranted to reduce false-positive results^{4,6,7,8,9,10,11}.

Education is probably the sociodemographic variable with the greatest impact on the cognitive performance of older adults¹². The impact of literacy extends across all aspects of cognitive function. Studies have confirmed that formal education has a bearing on cognitive abilities and that adapting and validating screening tests is of paramount importance in the evaluation of individuals of diverse sociocultural backgrounds^{13,14,15,16}.

According to the 2010 Brazilian population census, nearly 75% of Brazilians did not finish elementary school, and around 25% are unable to read or write a note¹⁷. Thus, in countries such as Brazil, using strategies less dependent on formal education to screen older adults for cognitive decline is essential.

There is limited information regarding the optimal screening tests for low-educated and illiterate populations. In light of this, the aim of this systematic review was to identify and analyze the cognitive screening tests that have been proposed for detecting Alzheimer's disease (AD) in low-educated or illiterate individuals in Brazil. Alzheimer's disease is the most frequent dementia subtype; therefore, identifying accurate screening tests for AD in the context of low education is of utmost importance, especially in countries where dementia is underdiagnosed both in primary care and specialized clinics¹⁸.

METHODS

The methods for the identification and selection of the articles retrieved from the databases were based on the Preferred Reporting Items for Systematic Review and Meta-Analyses guidelines¹⁹.

Search strategy

The search was conducted from inception to November 2018 in the following databases: SciELO, PubMed, and LILACS. The search terms were *screening*, *illiterate* (not indexed in MeSH and DeCS), *Alzheimer*, *education*, and *cognition* (indexed in MeSH and DeCS).

The search strategies were based on the descriptors above, using the Boolean operator "AND" in all the combinations. In PubMed the term "screening" was refined to "cognitive screening". In LILACS, the term "illiterate" was added to the "Alzheimer" AND "cognition" overlap. Next, the term "education" was added due to the large number of articles retrieved that did not have relevance to the search. The filters "elder", "Alzheimer's disease", "Brazil" and "full text" were used to refine the search.

As 19 selected articles were read in full, 12 new articles were identified that fulfilled the search criteria but had not been identified. These were added manually. Articles in English, Portuguese, and Spanish were accepted. Any disagreement about a study's selections by any author of this review was judged and resolved by consensus among the authors involved.

Inclusion criteria

Only those Brazilian articles that were strictly related to cognitive screening tools with a low educated and/or illiterate population, and with the objective of detecting Alzheimer's disease, were eligible for the review. Articles on diagnostic accuracy, comparison of tests and new instruments were included in this review if the researchers answered "yes" to the following questions of our research protocol: Is the article about a screening instrument? Is the focus on a population with low education/illiteracy? Is the goal to detect Alzheimer's disease? Was the study conducted in Brazil? Does the study include measures of sensitivity and specificity?

Articles that evaluated older adults with other educational levels were selected only if the study included a sample of individuals who were illiterate or had low education. Studies on instruments that assessed a specific cognitive function were only accepted if the focus was on low-educated/illiterate older adults.

Exclusion criteria

The articles excluded by the title and abstract had the following justifications: they evaluated other pathologies such as bipolar affective disorder, stroke, multiple sclerosis, Parkinson's disease, vascular dementia; the tests used were not considered screening instruments; the study included only descriptions of community samples or long-term care institutions and only discussed the relevance of education/literacy in AD. Studies involving neuropsychological batteries were also excluded.

Article selection process

A total of 5,533 articles were identified. A title screen led to the exclusion of 5,217 articles that were unrelated to the study topic. Of the 328 remaining articles, 297 were excluded after the abstracts were screened. Nineteen articles were read throughout, and another 12 additional articles were included. After reading 31 full texts, 22 articles were excluded because their main focus was not related to the topic. Finally, nine studies were selected for the systematic review, as summarized in the flow chart (Figure).

The initial search was carried out by two authors who prescreened the titles and abstracts. Subsequently, the eligible articles were read by two authors who discussed eligibility for inclusion in the review. The nine articles selected were included by agreement between the two authors.

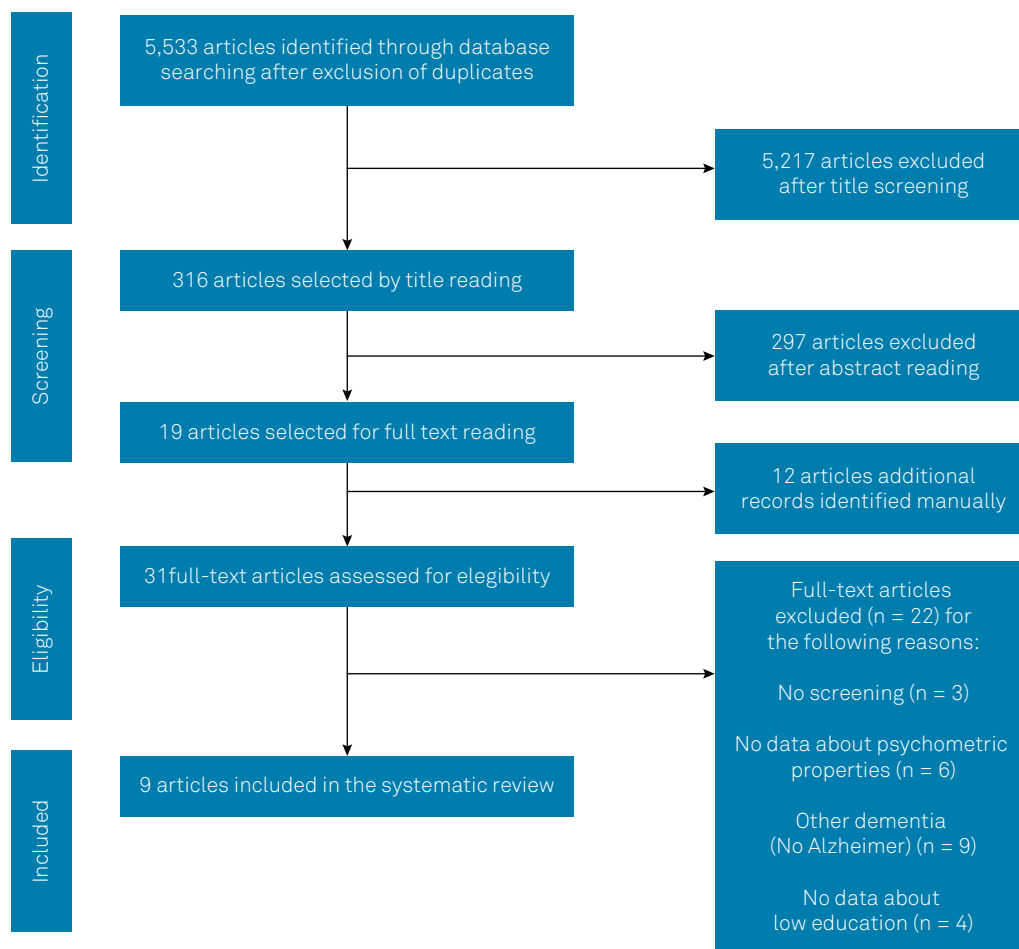


Figure. Identification and selection of the articles in the present review

RESULTS

The articles were included if the focus of the study was exclusively cognitive screening instruments in low education/illiterate seniors for the detection of Alzheimer's disease in Brazil.

Nine articles that met the inclusion criteria were identified. The articles are listed in alphabetical order in the Table.

Aprahamian et al.³ had evaluated the diagnostic accuracy of the Clock Drawing Test for AD diagnosis using different scoring methods and investigated whether the combination of the MMSE with the Clock Drawing Test increased accuracy compared with the Cambridge Cognition Examination. The results showed high sensitivity and specificity of the Clock Drawing Test to identify AD. The combination of the Clock Drawing Test and the MMSE increased sensitivity and specificity in older adults with a lower educational level³.

In another study, Aprahamian et al.²⁰ examined whether the Cambridge Cognition Examination could be used as a precise screening tool for AD diagnosis across varying levels of education, with no illiterate individuals included. The results were favorable, but the value of using a single and pre-determined cut-off point for AD screening was debatable,

considering that the Cambridge Cognition Examination could be influenced by sociodemographic characteristics such as age and education. Therefore, the authors suggested cut-off scores for each educational level²⁰.

Only one article focusing on a combination of several instruments fulfilled the inclusion criteria. Aprahamian et al.²¹ combined well-established cognitive screening tests, the MMSE, Clock Drawing Test, Verbal Fluency test, and the Pfeffer Functional Activities Questionnaire to determine which of them, individually and in combination, would best discriminate between illiterate older adults with and without AD. In their study, the best individual screening tools for illiterate older adults were the MMSE and the Pfeffer Functional Activities Questionnaire. The most sensitive combination was the MMSE and Pfeffer Functional Activities Questionnaire (94.1%), whereas the most specific was the MMSE and Clock Drawing Test (89%). These results suggested that these traditional tools are appropriate for AD screening among illiterate older adults²¹.

In the validation article of the Rowland Universal Dementia Assessment Scale²² for use in Brazil, the authors also assessed the issue of educational level. They stratified the sample of controls and AD patients by low (≤ 4 years) and

Table. Summary of review findings.

Author, Years	Objectives	Sample	Instruments	Results
1 Arahamian, et al, 2010 ⁽³⁾	To evaluate the sensitivity and specificity of the CDT to identify AD.	121 patients AD, education 1-4 years 64.5%; 5-8 years 11.6% and >8 years 24%. 90 elderly controls, education 1-4 years 40.4%, 5-8 years 26.3% and < 8 years 33.3%.	The CDT is used for visuospatial, visuocognitive, executive function evaluation and it consists of drawing a circle, distributing the numbers inside and allocating the hands of the clock at 11:10 am.	1-4 a years of education Mendez: Cut-off = 17.5/20; sens. 80.5%; spec. 87.5% and AUC = 0.886. Shulman: Cut-off = 3.5/5; sens. 81.8%; spec. 92.5% and AUC = 0.895. Sunderland: Cut-off = 9.5/10; sens. 87%; spec. 82.5% and AUC = 0.889 5-8 years of education Mendez: Cut-off = 19.5/20; sens. 74.4%; spec. 61% and AUC = 0.752. Shulman: Cut-off = 4.5/5; sens. 72.1%; spec. 74.6% and AUC = 0.783. Sunderland: Cut-off = 9.5/10; sens. 51.2%; spec. 94.9% and AUC = 0.738.
2 Arahamian, et al, 2011 ⁽²⁰⁾	To examine whether the CAMCOG can be used as a screening test for AD in a sample including different levels of education.	113 older adults with AD and 208 controls divided into three groups by education: 1-4 years; 5-8 years, and ≥9 years.	CAMCOG: orientation, language, memory, attention, praxis, perception, calculation, and abstract thinking.	In two groups, mean values were inferior for lower levels of education. Group1 (1-4 years of education): Cut-off score = 79/107; sens. 88.1%; spec. 83.5% and AUC = 0.915 Group 2 (5-8 years of education): Cut-off score: 80/107; sens. 84.6%; spec. 96% and AUC = 0.922 Group 3 (≥ 9 years of education): Cut-off score: 90/107; sens. 70.8%; spec. 90% and AUC = 0.813.
3 Arahamian, et al, 2011 ⁽²¹⁾	Evaluated the accuracy of Single screening tests as well as combined protocols including the MMSE, VF, CDT, and PFAQ to discriminate illiterate elderly with and without AD.	66 illiterate with mild and moderate AD; 40 illiterate normal controls.	MMSE: evaluates temporal and spatial orientation (5 points each), three-word registration (3 points), attention and calculation (5 points), remembering the three words (3 points), language (8 points), constructive praxis (1 point). Total: 30 points. VF: evaluates the language and capacity of abstraction. Score is the numbers of animals evoked in 60 seconds. CDT: It evaluates the visuoconstructive and visuospatial abilities and abstraction capacity. Total: 5 points. PFAQ: evaluates function status with 10 questions filled out by the family member or caregiver. Total: 0-30.	The best screening instruments for this sample of illiterate elderly were the MMSE and the PFAQ. MMSE: Cut-off = 17.5/30; sens. 95%; spec. 72.7% and AUC = 0.913. VF: Cut-off = 7.5; sens. 85%; spec. 60.6% and AUC = 0.790. CDT: Cut-off = 2.5/5; sens. 66.7%; spec. 82.8% and AUC = 0.829. PFAQ: Cut-off: 11.5/33; sens. 85.3%; spec. 76.5% and AUC = 0.864. The most sensitive combination came from the MMSE and PFAQ (sens 94.1%, spec. 76.5%, AUC 0.921), and the best specificity was observed with the combination of the MMSE and CDT (sens. 89%, spec. 82%, AUC 0.780).
4 Araújo, et al, 2018 ⁽²²⁾	To validate the Rowland Universal Dementia Assessment Scale for use in Brazil (RUDAS-BR).	65 cognitively healthy, education mean = 9.42 (SD = 7.69) and 25.8% illiterate. 70 with AD, education mean = 7.62 (SD = 5.13) and 10% illiterate.	The RUDAS-BR includes six items which test memory (registration and recall), body orientation, praxis, drawing, judgment, and language.	Low educational level (≤ 4 years): Cut-off score: <23/30; sens. 67.74%; spec. 78.95% and AUC= 0.82. High educational level (≥ 8 years): Cut-off score: <24/30; sens. 91.18%; spec. 81.82% and AUC= 0.92.

Continue

Continuation

5 Caramelli, et al, 2007 ⁽⁶⁾	To determine education-adjusted cut-off scores and correspondent sens. and spec. values of the VF as a screening tool for AD.	88 patients with mild AD and 117 normal controls. Both were divided into 4 groups according to educational level (illiterates, 1 to 3, 4 to 7, and > 8 years)	VF evaluates the language and capacity of abstraction. Score is the numbers of animals evoked in 60 seconds.	Illiterate: Cut-off = <9; sens. 90.5%; spec. 80.6% and AUC = 0.922. 1-3 years education: Cut-off = <12; sens. 95.2%; spec. 80% and AUC = 0.914 4-8 years education: Cut-off = < 12; sens. 91.3%; spec. 91.9% and AUC = 0.963. ≥ 8 years education: Cut-off = < 13; sens. 82.6%; spec. 100% and AUC = 0.954.
6 Damasceno et al, 2005 ⁽²³⁾	To determine CASI-S accuracy in the diagnosis of AD.	43 AD patients, education mean =7 (SD=5), illiterate n= 2; 74 normal controls, educational mean = 5 (SD= 4), illiterate n=6.	CASI-S includes: Registration of 3 words, temporal orientation, verbal fluency (4-legged animals in 30s), and recall (3 words).	Diagnosis of AD: Cut-off score: < 23/33; sens. 76.7%; spec. 86.5% and AUC = 0.87.
7 Fichman-Charchat, et al, 2016 ⁽²⁴⁾	To investigate the use of BCSB for the diagnosis of mild AD.	51 AD patients, education mean = 3.7 (SD = 2.8). 123 non-AD, education mean = 4.7 (SD 3.5).	BCSB includes the MMSE, VF, CDT and the Figure Memory Test (naming, incidental, immediate memory, learning, delayed recall and recognition).	Incidental Memory: Cut-off= <3; sens. 71.9%; spec. 66.7% and AUC = 0.737. Immediate Memory: Cut-off = <5; sens. 75%; spec. 81% and AUC = 0.825. Learning: Cut-off = <5; sens. 78.1%; spec. 69% and AUC = 0.820. Delayed recall test: Cut-off = <5; sens. 71.9%; spec. 88.1% and AUC = 0.867 Recognition: Cut-off = <8; sens. 81%; spec. 69% and AUC = 0.766 VF: Cut-off = <9; sens. 67.2%; spec. 73.8% and AUC = 0.749 CDT: Cut-off = <3; sens. 62.5%; spec. 57.1% and AUC = 0.608.
8 Martinelli, et al, 2018 ⁽²⁵⁾	To evaluate performance properties of a specific PDT scoring scale in older adults with Alzheimer's disease (AD) and healthy controls.	266 patients with AD and 124 normal controls. They were stratified by education 2-4 years, 5-8 and > 8 years.	PDT= drawing of two intersecting pentagons, in which the interconnected area should be shaped like a rhombus, scored binarily (0, 1) and with the Bourke et al. scale (0-6).	Analyses of the PDT binary score on the MMSE did not discriminate AD from controls (p = 0.839). Using the Bourke et al. scale, the two groups could be distinguished (p <0.001): PDT: Cut-off = ≥ 5; sens. 95.2%; spec. 45.9% and AUC = 0.784.
9 Porto, et al, 2003 ⁽²⁶⁾	To verify the diagnostic accuracy of the Brazilian version of the DRS to identify AD	41 patients mild AD, educational mean = 9.07 (SD=5.31) and 60 controls, education mean = 8,05 (SD = 4.62)	36 tasks grouped into 5 subscales, in the different cognitive areas: Attention, Initiation/ Perseveration (I/P), Construction, Conceptualization and Memory	DRS Total: Cut-off = <123/144, sens. 91.7%, spec. 87.8% and AUC = 0.943. Attention: Cut-off = < 36/37; sens. 60%; spec. 73.2% and AUC = 0.694. I/P: Cut-off = <33/37; sens. 73.3%, spec. 78% and AUC = 0.829. Construction: Cut-off = <6/6; sens. 88.3%; spec. 29.3% and AUC = 0.590. Conceptualization: Cut-off = <34/39; sens. 71.7%; spec. 65.9% and AUC = 0.786. Memory: Cut-off = <19/25; sens. 99.3%; spec. 92.7% and AUC = 0.980.

AD: Alzheimer's disease; CAMCOG: Cambridge Cognition Examination; AD: Alzheimer's disease; Sens.: Sensitivity; Spec.: Specificity; AUC: area under the ROC curve; RUDAS-BR: Rowland Universal Dementia Assessment Scale – Brazilian version; SD: standard deviation; CASI-S: Cognitive Abilities Screening Instrument – Short Form; BCSB: Brief Cognitive Screening Battery; MMSE: Mini-Mental State Examination; VF: Animal Category Verbal Fluency Test; CDT: Clock Drawing Test; DRS: Mattis Dementia Rating Scale; PFAQ: Pfeffer Functional Activities Questionnaire; PDT: Pentagon Drawing Test.

high (≥ 8 years) educational levels to evaluate the accuracy of the Rowland Universal Dementia Assessment Scale–Brazil against the MMSE²². The ideal cut-off score of the Brazilian version coincided with the one proposed for the original instrument (< 23 points)²⁷ and the sensitivity and specificity were similar to those observed for the MMSE. The Rowland Universal Dementia Assessment Scale–Brazil seems to be as accurate as the MMSE in classifying AD. The use of the former scale may improve the cognitive screening of older adults in different cultures, as it was easily comprehended by participants of different educational levels after direct translation into Brazilian Portuguese. Also, it was not significantly influenced by educational level²².

The Verbal Fluency test (animals/minute) is easy and quick to administer. Nevertheless, it was greatly influenced by education²⁸. The study by Caramelli et al.⁵ aimed to determine the optimal cut-off points according to educational level. The results showed that for the illiterate group the cut-off was lower (nine animals) compared with the other educational groups. There was no significant difference between the groups of 1–3 years and 4–7 years of education (12 animals as cut-off). For those with more than eight years of education, the cut-off was higher (13 animals). Results suggested that the Verbal Fluency test was a highly accurate screening test for mild AD across different educational levels, but there is a need to use education-specific cut-off scores⁵.

The Cognitive Abilities Screening Instrument–Short Form is a very brief instrument evaluating temporal orientation, verbal fluency in 30 seconds (four-legged animals) and memorization of three words²⁹. In this study, the authors added the Pentagon Drawing Test, part of the MMSE, to verify whether the diagnostic accuracy increased²³ due to the relevance of constructive praxis evaluation as a predictor of cognitive decline³⁰. An effect of education was seen only in the recall subtest, and all Cognitive Abilities Screening Instrument–Short Form subtests could discriminate AD patients from controls. The diagnostic accuracy was high, particularly the specificity among people aged 70 years or above. The instrument's accuracy was not improved by the addition of the Pentagon Drawing Test, and this task was very difficult for people with low education²³.

The Brief Cognitive Screening Battery includes the Figure Memory Test, Verbal Fluency and the Clock Drawing Test, which may be applied with the MMSE for the detection of AD³¹. Fichman-Charchat et al.²⁴ investigated the use of the Brief Cognitive Screening Battery for the diagnosis of mild AD in a geriatric outpatient unit of a public hospital. All the measures in the battery were influenced by age, and the Verbal Fluency and the Clock Drawing Test were correlated with educational level. The Figure Memory Test measured, in particular, the delayed recall measure, which showed greater ability to identify elderly patients with probable AD. The Brief Cognitive Screening Battery seemed to contribute to an AD diagnosis in groups with heterogeneous educational levels²⁴.

The Pentagon Drawing Test contained in the MMSE assesses constructional praxis. Martinelli et al.²⁵ studied the accuracy of the Pentagon Drawing Test binary score and the six-point score suggested by Bourke et al.³² in patients with AD and healthy controls. The results showed that the Pentagon Drawing Test discriminated healthy controls from patients with AD, although with relatively low specificity. It also identified different clinical stages of the disease. The six-point score showed a significant correlation with the MMSE, the Clock Drawing Test, and the Cambridge Cognition Examination²⁵.

The Mattis Dementia Rating Scale is a longer cognitive screening battery widely used in the assessment of general cognitive status³³. Porto et al.²⁶ verified that the Mattis Dementia Rating Scale showed adequate diagnostic accuracy to diagnose mild AD. The effects of education were more evident than the effects of age²⁶.

DISCUSSION

The aim of the present systematic review was to identify Brazilian studies for AD screening in older adults who were either illiterate or had little education. Due to the educational and sociocultural heterogeneity found in developing countries, evaluating older adults using the screening tests commonly administered in developed countries may lead to less accurate results. Therefore, the present review aimed to identify the most accurate instruments for AD identification in populations with heterogeneous educational backgrounds.

It is essential to develop new tools that reflect the reality of the illiterate or low education population in order to improve the accuracy of cognitive screening. Towards this end, we identified that the Brief Cognitive Screening Battery Figure Memory Test, developed in Brazil, adequately screens for AD among those with low education. This is an episodic memory test based on 10 black and white pictures of common objects, easily named by individuals across all educational levels³¹.

Research on the MMSE, included in this review, indicated that adjusting the cut-off according to the educational level of the patient led to adequate accuracy indices among those with low education. Yet, the education bias in the MMSE might also be resolved with a more refined adaptation of the test for the low-educated population, which has not yet been carried out in Brazil^{34,35}.

Most of the studies found in this review compared the diagnostic accuracy of new instruments, such as the Rowland Universal Dementia Assessment Scale, or combinations of traditional screening instruments, with the accuracy of the MMSE. These studies have indicated that longer instruments, such as the Mattis Dementia Rating Scale and the Cambridge Cognition Examination, and shorter ones, such as the Cognitive

Abilities Screening Instrument–Short Form, may be just as accurate in detecting AD in populations with little education^{3,20,21,22,25,36,37,38,39,40,41,42,43,44}. When combined with the MMSE, these instruments may increase the diagnostic accuracy³.

In this review, some selected studies focused on multiple domain batteries, which showed high diagnostic accuracy for AD across different levels of education. The Mattis Dementia Rating Scale and the Cambridge Cognition Examination total scores were highly sensitive and specific for AD, even among those with low education. One of the advantages of these longer multi-domain batteries is that they generate separate scores for each cognitive domain assessed. However, the Mattis Dementia Rating Scale sub-test analyses revealed that the construction and attention subdomains had reduced accuracy in the group with lower education. It is also necessary to highlight some limitations of the available data regarding these two instruments. Both have been validated in samples in São Paulo, with clinical samples that may not be representative of older adults in different regions of Brazil^{20,26}. In addition, scores may still depend on the years of education, as evidenced by the high rates of errors in the items involving reading and writing abilities, in the Cambridge Cognition Examination²⁰. Consequently, the proposed adaptations may not be entirely suitable for the illiterate population^{3,45,46,47}.

The Cognitive Abilities Screening Instrument–Short Form is a short multi-domain test, reduced from its longer original version, which has been found to be highly accurate for AD²³ and dementia⁴⁸ identification in Brazil. Although the Cognitive Abilities Screening Instrument–Short Form does not offer subdomain scores, it is an interesting screening option as it is quick to apply; it considers partial performance scores, and the three-item memory test is more difficult than the one in the MMSE as it includes abstract substantives. There are three alternate versions to reduce the retest effect, and the recall phase also allows for semantic cueing. In the study by Damasceno et al.²³, the authors verified the effect of education on the memory subtest, which was explained by the poor performance of the illiterate group compared with the other groups. As for the added test of constructive praxis (the Pentagon Drawing Test – not part of the Cognitive Abilities Screening Instrument), a difference was also found between the illiterate group and the other groups, but the inclusion of the Pentagon Drawing Test did not increase the diagnostic accuracy of the Cognitive Abilities Screening Instrument–Short Form. In addition to being a very difficult task for individuals with low education, it increased the evaluation time²³.

Another instrument that also evaluated various cognitive functions is the Rowland Universal Dementia Assessment Scale–Brazil²². The original scale was developed in Australia as an easily-administered test for detecting dementia across different cultures²⁷. Using tasks that do not bring cultural differences into them was key, so that translation and

adaptation would not require major modifications from the original version⁴⁹. The test involves the memorization of four grocery items, body orientation commands such as “touch your left elbow with your right hand”, a fist-palm alternation task, cube copying, problem solving (“what would you do to cross a busy street safely”) and a verbal fluency animal category. The Brazilian version of the test demonstrated high diagnostic accuracy for AD, although accuracy was lower for the group with four or less years of education.

Illiterate individuals have unique cognitive characteristics and they have sharp skills that enable them to adapt and maintain the ability to solve the problems of daily life in a pragmatic way. In these cases, cognitive testing should emphasize the practical tasks that constitute part of the life experience of these older individuals. The more the tests reflect activities of daily living, the more reliable the evaluation would be. The same is true for groups with a very particular cultural background, such as Brazilian indigenous populations. It is critical to formulate test questions according to the life experiences and reality of these populations. In developed countries, researchers have invested in strategies to evaluate immigrants⁵⁰ or culturally-diverse populations, as is the case of aboriginals in Australia⁵¹.

The Brief Cognitive Screening Battery was developed by Nitrini et al.³¹ as a screening tool that was fair to those patients with less education. It includes the Figure Memory Test, the Clock Drawing Test and Verbal Fluency animal category. Fichman-Charchat et al.²⁴ documented that each component contributed to the AD diagnosis, in a clinical sample that had heterogeneous clinical, cognitive and demographic characteristics, reflecting the context of several outpatient clinics in low income countries. In this study the Verbal Fluency and the Clock Drawing Test were significantly affected by education and had a lower diagnostic accuracy²⁴. The Brief Cognitive Screening Battery Figure Memory Test had the highest accuracy for AD.

Several studies have suggested that tests of executive functions may be more influenced by education^{28,52,53,54}. Caramelli et al.⁵ demonstrated that the Verbal Fluency animal category, a traditional measure of executive function, had a high accuracy for AD, as long as education adjusted cut-off scores were used. Although the Verbal Fluency test may be seen as an easy cognitive task, high scores may require complex cognitive processing, such as category switching. These demands may be complex for low-educated or illiterate individuals²⁶.

Most cognitive screening tests include at least one measure of visuoconstructional ability (the Cognitive Abilities Screening Instrument–Short Form is an exception). However, such tasks usually depend on previous educational experiences, especially pencil and paper drawing. The Clock Drawing Test is a traditional screening test that relies, to a certain extent, on semantic memory (knowledge of how a clock works), but also on executive functions, such as

planning, and on drawing abilities^{11,21,55}. Aprahamian et al.³ have shown that the Clock Drawing Test may contribute to an AD diagnosis among older adults with low education. However, the authors acknowledged that their findings might not be representative of other regions in Brazil, as the sample came from a private clinic in a city with a high human development index. In fact, other Brazilian studies have suggested that the Clock Drawing Test may have limited diagnostic ability for AD²⁴ or dementia⁴⁶ diagnoses in the context of low education.

Some studies have shown that visuospatial tasks involving drawings are particularly difficult for older adults with little or no formal education^{52,53,54}. Other studies have underlined the need for caution when interpreting Clock Drawing Test findings, as the level of education is a potential source of bias^{46,56}. Yet, other studies have shown that adapted forms of assessment of constructive praxis, such as the Stick Design Test or the Adapted Taylor Figure, may be an important complement to the cognitive screening of older adults with low education^{39,57}.

The present review also included a study that analyzed the contribution of the MMSE Pentagon Drawing Test²⁵. The Bourke scale for scoring the Pentagon Drawing Test proved to be able to distinguish the control from the AD group, although its sensitivity was low. Applying the Bourke scoring scale for analysis of this subtest may contribute to the assessment of visuoconstruction in the MMSE that is not allowed by the usual binary scoring method²⁵.

An effective strategy to improve diagnostic accuracy may include combining tasks that are known to be less influenced by education in a single instrument^{36,50} or combining tests for improved accuracy in detecting dementia^{21,42,44}. Aprahamian et al.²⁵ combined the MMSE, the Clock Drawing Test, Verbal Fluency test and the Pfeffer Functional Activities Questionnaire to assess illiterate individuals with and without AD. The results suggest that these tests remain highly accurate among illiterate elderly and may aid in identifying positive AD in patients, when appropriate cut-off scores are used. However, the authors underscored the need to develop

new testing and screening approaches with emphasis on regional diversity.

Although the reviewed studies have suggested that traditional screening tests may be useful when used among individuals with limited education, tests that take into account the sociocultural and educational backgrounds of patients may better reflect their daily difficulties. Such tests may include practical questions, as the ones proposed by LoGiudice et al.⁵¹ in the Kimberley Indigenous Cognitive Assessment short version, such as using a comb, memory tasks with common pictures, verbal fluency involving familiar animals, recalling the day of retirement payment.

Overall, the reviewed studies highlight that social and cultural factors should be taken into account when interpreting cognitive screening results, and that screening approaches should overcome the impact of educational and sociocultural heterogeneity on cognition^{21,41,45,58}, either by the adjustment of cut-off scores or appropriate test construction or adaptation^{59,60}.

The present review has the following limitation. The search was restricted to AD, and studies that focused on other dementia types or dementia in general were not selected. Future reviews could enlarge the article selection by using the search term dementia instead of AD.

CONCLUSION

The articles found in the present systematic review included instruments, batteries, and combinations that could be used to identify dementia in low-educated or illiterate individuals. The present review underscored the importance of taking into consideration sociocultural and educational factors when interpreting the results of screening tests for dementia. In addition, combining tests may augment the diagnostic accuracy for AD. Further studies could propose novel instruments targeting older adults of low education based on stimuli and tasks that are common in the Brazilian cultural context.

References

1. Shulman KI, Herrmann N, Brodaty H, Chiu H, Lawlor B, Ritchie K, et al. IPA survey of brief cognitive screening instruments. *Int Psychogeriatr*. 2006 Jun;18(2):281-94. <https://doi.org/10.1017/S1041610205002693>
2. Folstein MF, Folstein SE, McHugh PR. "Mini-mental state". A practical method for grading the cognitive state of patients for the clinician. *J Psychiatr Res*. 1975 Nov;12(3):189-98. [https://doi.org/10.1016/0022-3956\(75\)90026-6](https://doi.org/10.1016/0022-3956(75)90026-6)
3. Aprahamian I, Martinelli JE, Neri AL, Yassuda MS. The accuracy of the Clock Drawing Test compared to that of standard screening tests for Alzheimer's disease: results from a study of Brazilian elderly with heterogeneous educational backgrounds. *International psychogeriatrics / IPA*. 2010;22(1):64-71. <https://doi.org/10.1017/S1041610209991141>
4. Silva T, Yassuda MS, Guimarães VV, Florindo AA. Fluência verbal e variáveis sociodemográficas no processo de envelhecimento: um estudo epidemiológico. *Psicol Reflex Crit*. 2011;24(4):739-46. <https://doi.org/10.1590/S0102-79722011000400014>
5. Caramelli P, Carthery-Goulart MT, Porto CS, Charchat-Fichman H, Nitrini R. Category fluency as a screening test for Alzheimer disease in illiterate and literate patients. *Alzheimer Dis Assoc Disord*. 2007 Jan-Mar;21(1):65-7. <https://doi.org/10.1097/WAD.0b013e31802f244f>
6. Almeida OP. [Mini mental state examination and the diagnosis of dementia in Brazil]. *Arq Neuropsiquiatr*. 1998 Sep;56 3B:605-12. Portuguese. <https://doi.org/10.1590/S0004-282X1998000400014>

7. Machado O, Correia SM, Mansur LL. [Performance of normal Brazilian adults in a semantic test: effect of literacy]. *Pro Fono*. 2007 Jul-Sep;19(3):289-94. Portuguese. <https://doi.org/10.1590/S0104-56872007000300007>
8. Bertolucci PH, Brucki SM, Campacci SR, Juliano Y.O [The Mini-Mental State Examination in a general population: impact of educational status]. *Arq Neuropsiquiatr*. 1994 Mar;52(1):1-7. Portuguese. <https://doi.org/10.1590/S0004-282X1994000100001>
9. Brucki SM, Nitrini R, Caramelli P, Bertolucci PH, Okamoto IH. [Suggestions for utilization of the mini-mental state examination in Brazil]. *Arq Neuropsiquiatr*. 2003 Sep;61 3B:777-81. Portuguese. <https://doi.org/10.1590/S0004-282X2003000500014>
10. Brito-Marques PR, Cabral-Filho JE. The role of education in mini-mental state examination: a study in Northeast Brazil. *Arq Neuropsiquiatr*. 2004 Jun;62(2a 2A):206-11. <https://doi.org/10.1590/S0004-282X2004000200003>
11. Arahamian I, Martinelli JE, Yassuda MS. Doença de Alzheimer em idosos com baixa escolaridade: o teste do Desenho do Relógio pode ser útil no rastreamento cognitivo? *Rev Soc Bras Clin Med*. 2008;6(4):130-4.
12. Ostrosky-Solís F, Ramirez M, Ardila A. Effects of culture and education on neuropsychological testing: a preliminary study with indigenous and nonindigenous population. *Appl Neuropsychol*. 2004;11(4):188-95. https://doi.org/10.1207/s15324826an1104_3
13. Ardila A, Rosselli M, Puente AE. Neuropsychological evaluation of the Spanish speaker. *Springer Science & Business Media*; 1994. <https://doi.org/10.1007/978-1-4899-1453-8>
14. Rosselli M, Ardila A. The impact of culture and education on non-verbal neuropsychological measurements: a critical review. *Brain Cogn*. 2003 Aug;52(3):326-33. [https://doi.org/10.1016/S0278-2626\(03\)00170-2](https://doi.org/10.1016/S0278-2626(03)00170-2)
15. Rosselli M, Ardila A. Effects of age, education, and gender on the Rey-Osterrieth Complex Figure. *Clin Neuropsychol*. 1991;5(4):370-6. <https://doi.org/10.1080/13854049108404104>
16. Ardila A, Rosselli M, Rosas P. Neuropsychological assessment in illiterates: visuospatial and memory abilities. *Brain Cogn*. 1989 Nov;11(2):147-66. [https://doi.org/10.1016/0278-2626\(89\)90015-8](https://doi.org/10.1016/0278-2626(89)90015-8)
17. Instituto Brasileiro de Geografia e Estatística – IBGE. Censo demográfico: características gerais da população, religião e pessoas com deficiências. Rio de Janeiro Instituto Brasileiro de Geografia e Estatística; 2010.
18. Jacinto AF, Brucki S, Porto CS, Martins MA, Nitrini R. Detection of cognitive impairment in the elderly by general internists in Brazil. *Clinics (São Paulo)*. 2011;66(8):1379-84. <https://doi.org/10.1590/S1807-59322011000800012>
19. Moher D, Shamseer L, Clarke M, Ghersi D, Liberati A, Petticrew M, et al. Preferred reporting items for systematic review and meta-analysis protocols (PRISMA-P) 2015 statement. *Syst Rev*. 2015 Jan;4(1):1. <https://doi.org/10.1186/2046-4053-4-1>
20. Arahamian I, Martinelli JE, Cecato J, Izbicki R, Yassuda MS. Can the CAMCOG be a good cognitive test for patients with Alzheimer's disease with low levels of education? *Int Psychogeriatr*. 2011 Feb;23(1):96-101. <https://doi.org/10.1017/S104161021000116X>
21. Arahamian I, Martinelli JE, Cecato J, Yassuda MS. Screening for Alzheimer's disease among illiterate elderly: accuracy analysis for multiple instruments. *J Alzheimers Dis*. 2011;26(2):221-9. <https://doi.org/10.3233/JAD-2011-110125>
22. Araujo NB, Nielsen TR, Engedal K, Barca ML, Coutinho ES, Laks J. Diagnosing dementia in lower educated older persons: validation of a Brazilian Portuguese version of the Rowland Universal Dementia Assessment Scale (RUDAS). *Rev Bras Psiquiatr*. 2018 Jul-Sep;40(3):264-9. <https://doi.org/10.1590/1516-4446-2017-2284>
23. Damasceno A, Delicio AM, Mazo DF, Zullo JF, Scherer P, Ng RT, et al. [Validation of the Brazilian version of mini-test CASI-S]. *Arq Neuropsiquiatr*. 2005 Jun;63(2b 2B):416-21. Portuguese. <https://doi.org/10.1590/S0004-282X2005000300010>
24. Fichman-Charchat H, Miranda CV, Fernandes CS, Mograbi D, Oliveira RM, Novaes R, et al. Brief Cognitive Screening Battery (BCSB) is a very useful tool for diagnosis of probable mild Alzheimer's disease in a geriatric clinic. *Arq Neuropsiquiatr*. 2016 Feb;74(2):149-54. <https://doi.org/10.1590/0004-282X20150202>
25. Martinelli JE, Cecato JF, Martinelli MO, de Melo BA, Arahamian I. Performance of the Pentagon Drawing test for the screening of older adults with Alzheimer's dementia. *Dement Neuropsychol*. 2018 Jan-Mar;12(1):54-60. <https://doi.org/10.1590/1980-57642018dn12-010008>
26. Porto CS, Fichman HC, Caramelli P, Bahia VS, Nitrini R. Brazilian version of the Mattis dementia rating scale: diagnosis of mild dementia in Alzheimer's disease. *Arq Neuropsiquiatr*. 2003 Jun;61 2B:339-45. <https://doi.org/10.1590/S0004-282X2003000300004>
27. Storey JE, Rowland JT, Basic D, Conforti DA, Dickson HG. The Rowland Universal Dementia Assessment Scale (RUDAS): a multicultural cognitive assessment scale. *Int Psychogeriatr*. 2004 Mar;16(1):13-31. <https://doi.org/10.1017/S1041610204000043>
28. Brucki SM, Rocha MS. Category fluency test: effects of age, gender and education on total scores, clustering and switching in Brazilian Portuguese-speaking subjects. *Braz J Med Biol Res*. 2004 Dec;37(12):1771-7. <https://doi.org/10.1590/S0100-879X2004001200002>
29. Teng EL, Hasegawa K, Homma A, Imai Y, Larson E, Graves A, et al. The Cognitive Abilities Screening Instrument (CASI): a practical test for cross-cultural epidemiological studies of dementia. *Int Psychogeriatr*. 1994;6(1):45-58. <https://doi.org/10.1017/S1041610294001602>
30. Jacobs DM, Sano M, Dooneief G, Marder K, Bell KL, Stern Y. Neuropsychological detection and characterization of preclinical Alzheimer's disease. *Neurology*. 1995 May;45(5):957-62. <https://doi.org/10.1212/WNL.45.5.957>
31. Nitrini R, Caramelli P, Porto CS, Charchat-Fichman H, Formigoni AP, Carthery-Goulart MT, et al. Brief cognitive battery in the diagnosis of mild Alzheimer's disease in subjects with medium and high levels of education. *Dement Neuropsychol*. 2007 Jan-Mar;1(1):32-6. <https://doi.org/10.1590/S1980-57642008DN10100006>
32. Bourke J, Castleden CM, Stephen R, Dennis M. A comparison of clock and pentagon drawing in Alzheimer's disease. *Int J Geriatr Psychiatry*. 1995;10(8):703-5. <https://doi.org/10.1002/gps.930100811>
33. Mattis S. Mental status examination for organic mental syndrome in the elderly patients. *Geriatric Psychiatry A Hand Book for Psychiatric and Primary Care Physicians*; 1976.
34. Bernstein IH, Lacritz L, Barlow CE, Weiner MF, DeFina LF. Psychometric evaluation of the Montreal Cognitive Assessment (MoCA) in three diverse samples. *Clin Neuropsychol*. 2011 Jan;25(1):119-26. <https://doi.org/10.1080/13854046.2010.533196>
35. Rossetti HC, Lacritz LH, Cullum CM, Weiner MF. Normative data for the Montreal Cognitive Assessment (MoCA) in a population-based sample. *Neurology*. 2011 Sep;77(13):1272-5. <https://doi.org/10.1212/WNL.0b013e318230208a>
36. Apolinario D, Lichtenthaler DG, Magaldi RM, Soares AT, Busse AL, Amaral JR, et al. Using temporal orientation, category fluency, and word recall for detecting cognitive impairment: the 10-point cognitive screener (10-CS). *Int J Geriatr Psychiatry*. 2016 Jan;31(1):4-12. <https://doi.org/10.1002/gps.4282>
37. Babacan-Yildiz G, Isik AT, Ur E, Aydemir E, Ertas C, Cebi M, et al. COST: cognitive State Test, a brief screening battery for Alzheimer disease in illiterate and literate patients. *Int Psychogeriatr*. 2013 Mar;25(3):403-12. <https://doi.org/10.1017/S1041610212001780>

38. Caldas VV, Zunzunegui MV, Freire AN, Guerra RO. Translation, cultural adaptation and psychometric evaluation of the Leganés cognitive test in a low educated elderly Brazilian population. *Arq Neuropsiquiatr*. 2012 Jan;70(1):22-7. <https://doi.org/10.1590/S0004-282X2012000100006>
39. de Paula JJ, Costa MV, Bocardi MB, Cortezzi M, De Moraes EN, Malloy-Diniz LF. The Stick Design Test on the assessment of older adults with low formal education: evidences of construct, criterion-related and ecological validity. *Int Psychogeriatr*. 2013 Dec;25(12):2057-65. <https://doi.org/10.1017/S1041610213001282>
40. Park S, Park SE, Kim MJ, Jung HY, Choi JS, Park KH, et al. Development and validation of the Pictorial Cognitive Screening Inventory for illiterate people with dementia. *Neuropsychiatr Dis Treat*. 2014 Sep;10:1837-45. <https://doi.org/10.2147/NDT.S64151>
41. Rezende GP, Cecato J, Martinelli JE. Cognitive abilities screening instrument-short form, mini-mental state examination and functional activities questionnaire in the illiterate elderly. *Dement Neuropsychol*. 2013 Oct-Dec;7(4):410-5. <https://doi.org/10.1590/S1980-57642013DN74000009>
42. Rideaux T, Beaudreau SA, Fernandez S, O'Hara R. Utility of the abbreviated Fuld Object Memory Evaluation and MMSE for detection of dementia and cognitive impairment not dementia in diverse ethnic groups. *J Alzheimers Dis*. 2012;31(2):371-86. <https://doi.org/10.3233/JAD-2012-112180>
43. Radford K, Mack HA, Draper B, Chalkley S, Delbaere K, Daylight G, et al. Comparison of three cognitive screening tools in older urban and regional Aboriginal Australians. *Dement Geriatr Cogn Disord*. 2015;40(1-2):22-32. <https://doi.org/10.1159/000377673>
44. Tappen RM, Rosselli M, Engstrom G. Use of the MC-FAQ and MMSE-FAQ in cognitive screening of older African Americans, Hispanic Americans, and European Americans. *Am J Geriatr Psychiatry*. 2012 Nov;20(11):955-62. <https://doi.org/10.1097/JGP.0b013e31825d0935>
45. Paradelo EM, Lourenço RA. Is the Cambridge Cognitive Examination - revised a good tool for detection of dementia in illiterate Brazilian older adults? *Geriatr Gerontol Int*. 2014 Oct;14(4):763-8. <https://doi.org/10.1111/ggi.12161>
46. Lourenço RA, Ribeiro-Filho ST, Moreira IF, Paradelo EM, Miranda AS. The Clock Drawing Test: performance among elderly with low educational level. *Br J Psychiatry*. 2008 Dec;30(4):309-15. <https://doi.org/10.1590/S1516-44462008000400002>
47. Kochhann R, Cerveira MO, Godinho C, Camozzato A, Chaves ML. Evaluation of Mini-Mental State Examination scores according to different age and education strata, and sex, in a large Brazilian healthy sample. *Dement Neuropsychol*. 2009 Apr-Jun;3(2):88-93. <https://doi.org/10.1590/S1980-57642009DN30200004>
48. de Oliveira GM, Yokomizo JE, Vinholi e Silva LS, Saran LF, Bottino CM, Yassuda MS. The applicability of the cognitive abilities screening instrument-short (CASI-S) in primary care in Brazil. *Int Psychogeriatr*. 2016 Jan;28(1):93-9. <https://doi.org/10.1017/S1041610215000642>
49. Nielsen TR, Vogel A, Gade A, Waldemar G. Cognitive testing in non-demented Turkish immigrants—comparison of the RUDAS and the MMSE. *Scand J Psychol*. 2012 Dec;53(6):455-60. <https://doi.org/10.1111/sjop.12018>
50. Nielsen TR, Vogel A, Waldemar G. Comparison of performance on three neuropsychological tests in healthy Turkish immigrants and Danish elderly. *Int Psychogeriatr*. 2012 Sep;24(9):1515-21. <https://doi.org/10.1017/S1041610212000440>
51. LoGiudice D, Strivens E, Smith K, Stevenson M, Atkinson D, Dwyer A, et al. The KICA Screen: the psychometric properties of a shortened version of the KICA (Kimberley Indigenous Cognitive Assessment). *Australas J Ageing*. 2011 Dec;30(4):215-9. <https://doi.org/10.1111/j.1741-6612.2010.00486.x>
52. Ardila A, Bertolucci PH, Braga LW, Castro-Caldas A, Judd T, Kosmidis MH, et al. Illiteracy: the neuropsychology of cognition without reading. *Arch Clin Neuropsychol*. 2010 Dec;25(8):689-712. <https://doi.org/10.1093/arclin/acq079>
53. Baiyewu O, Unverzagt FW, Lane KA, Gureje O, Ogunniyi A, Musick B, et al. The Stick Design test: a new measure of visuoconstructional ability. *J Int Neuropsychol Soc*. 2005 Sep;11(5):598-605. <https://doi.org/10.1017/S135561770505071X>
54. Paula JJ, Schlottfeldt CG, Moreira L, Cotta M, Bicalho MA, Romano-Silva MA, et al. Psychometric properties of a brief neuropsychological protocol for use in geriatric populations. *Rev Psiquiatr Clín*. 2010;37(6):251-5. <https://doi.org/10.1590/S0101-60832010000600002>
55. Atalaia-Silva KC, Lourenço RA. Tradução, adaptação e validação de construto do Teste do Relógio aplicado entre idosos no Brasil. *Rev Saude Publica*. 2008;42(5):930-7. <https://doi.org/10.1590/S0034-89102008000500020>
56. Teixeira Fabricio A, Aprahamian I, Sanches Yassuda M. Qualitative analysis of the Clock Drawing Test by educational level and cognitive profile. *Arq Neuropsiquiatr*. 2014 Apr;72(4):289-95. <https://doi.org/10.1590/0004-282X20140004>
57. de Paula JJ, Costa MV, de Andrade GF, Ávila RT, Malloy-Diniz LF, Paula JJd. Validity and reliability of a "simplified" version of the Taylor Complex Figure Test for the assessment of older adults with low formal education. *Dement Neuropsychol*. 2016 Jan-Mar;10(1):52-7. <https://doi.org/10.1590/s1980-57642016dn10100010>
58. Gómez F, Zunzunegui M, Lord C, Alvarado B, García A. Applicability of the MoCA-S test in populations with little education in Colombia. *Int J Geriatr Psychiatry*. 2013 Aug;28(8):813-20. <https://doi.org/10.1002/gps.3885>
59. Ribeiro Filho ST, Lourenço RA. The performance of the Mini-Cog in a sample of low educational level elderly. *Dement Neuropsychol*. 2009 Apr-Jun;3(2):81-7. <https://doi.org/10.1590/S1980-57642009DN30200003>
60. Carnero-Pardo C, Cruz-Orduña I, Espejo-Martínez B, Martos-Aparicio C, López-Alcalde S, Olazarán J. Utility of the mini-cog for detection of cognitive impairment in primary care: data from two Spanish studies. *Int J Alzheimer Dis*. 2013;2013:285462. <https://doi.org/10.1155/2013/285462>