



You have downloaded a document from
RE-BUŚ
repository of the University of Silesia in Katowice

Title: Ab initio study of the effect of pressure on the hyperfine parameters of Fe57 in bcc phase

Author: Tomasz Michalecki, Józef Deniszczyk, Janusz E. Frąckowiak

Citation style: Michalecki Tomasz, Deniszczyk Józef, Frąckowiak Janusz E. (2003). Ab initio study of the effect of pressure on the hyperfine parameters of Fe57 in bcc phase. "Nukleonika" (Vol. 48, suppl. 1 (2003), s. 45-48).



Uznanie autorstwa - Użycie niekomercyjne - Bez utworów zależnych Polska - Licencja ta zezwala na rozpowszechnianie, przedstawianie i wykonywanie utworu jedynie w celach niekomercyjnych oraz pod warunkiem zachowania go w oryginalnej postaci (nie tworzenia utworów zależnych).



***Ab initio* study of the effect of pressure on the hyperfine parameters of ^{57}Fe in bcc phase**

Tomasz Michalecki,
Józef Deniszczyk,
Janusz E. Frąckowiak

Abstract In this paper the results of studies on the effect of pressure on hyperfine magnetic field (B_f) and isomer shift (IS) for Fe-bcc are presented. Two calculation methods were used: TB-LMTO (Tight Binding Linear Muffin-Tin) and FP-LAPW (Full Potential Linearized Augmented Plane Wave) and the obtained results have been compared. Both methods lead to comparable results. In the study a particular emphasis has been laid on investigations of the atomic core electrons ($1s$, $2s$, $3s$) and of the conduction electrons $4s$ on the B_f and IS values. The calculated values of the $d\text{IS}/d\ln V$ and $d\ln B_f/d\ln V$ parameters give evidence of good conformity with those derived from experimental data.

Key words TB-LMTO • FP-LAPW • Fe-bcc • pressure • hyperfine magnetic field • isomer shift

Introduction

The hyperfine interaction parameters for the ^{57}Fe nuclide such as: IS and B_f , determined by means of Mössbauer spectroscopy, constitute a source of information concerning the immediate neighbourhood of the Fe nuclides. The IS is related to the s -type electron charge density at the Fe nucleus, whereas B_f is related to the electronic spin density. Both values are sensitive to change of the interatomic distances. Therefore, theoretical calculations of these parameters necessitate precise determination of the effect of the lattice constant modifications on the electronic charge and spin densities.

Pressure and volume coefficients for Fe-bcc

Starting from the electronic structure calculations, one can estimate values of macroscopic quantities for varying lattice parameters and, as a result, get their volume dependence [6]. To get their pressure dependence, one have to know the explicit form of $P(V)$ function. One of the most important results of *ab initio* investigations is the total energy including all interactions taken into account. Its volume dependence can be described with the use of formula [8]

$$(1) \quad E(V) = a + bV^{-1/3} + cV^{-2/3} + dV^{-1}$$

where a , b , c and d are the matching factors. Having the $E(V)$ function (1), the corresponding $P(V)$ dependence can be determined from the equation $P(V) = -dE(V)/dV$ and then the bulk modulus from $B = (dP/dV) \cdot V$. Another relation between variations of the elementary cell volume and pressure can be determined basing on the experimental Bridgmann's equation [4]

T. Michalecki[✉], J. Deniszczyk, J. E. Frąckowiak
Institute of Physics and Chemistry of Metals,
University of Silesia,
12 Bankowa Str., 40-007 Katowice, Poland,
Tel.: +48 32/ 359 17 76, Fax: +48 32/ 259 69 29,
e-mail: tomek@beta.ifichm.us.edu.pl

Received: 17 July 2002, Accepted: 29 November 2002

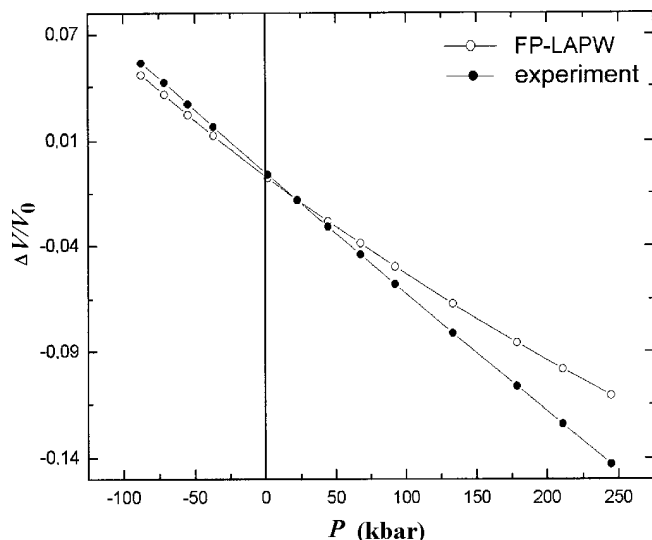


Fig. 1. Compressibility ($\Delta V/V_0$) vs. pressure (P) graph for Fe-bcc.

$$(2) \quad \Delta V/V = AP + BP^2$$

where A and B are typical for the definite element parameters. In case of iron (Fe) the parameters A and B in equation (2) amount successively to $A = -5.826 \cdot 10^{-4} \text{ 1/kbar}$, $B = 0.798 \cdot 10^{-7} \text{ 1/kbar}^2$ [9]. Figure 1 presents the $\Delta V/V$ vs. pressure dependence. The open circles present the results of the FP-LAPW calculations. The points represented by solid circles were obtained from the relation (2). For small pressures (up to 50 kbar) both curves fits very well. Table 1 puts together the calculated values of the $\partial \ln \mu / \partial P$, $\partial \ln B_c / \partial P$, $\partial \text{IS} / \partial \ln V$ and $\partial \ln B_c / \partial \ln V$ factors. It appears from Table 1 that there is good qualitative conformity between the experimental values and the corresponding values derived theoretically.

Effect of pressure on the IS value for Fe-bcc

The isomer shift for a series of measurements carried out for the same Mössbauer source is usually interpreted with the use of formula [5]; $\text{IS} = \alpha \Delta \rho(0)$ where α is a constant dependent on the Mössbauer nuclide type (for the ^{57}Fe isotope it amounts to $-0.24 a_0^3 \text{ mm/s}$) and the $\Delta \rho(0)$ is the change of the electronic charge density occurring in the absorbent nucleus compared with the standard material. In this paper, a relative change $\Delta \rho(0)$ for different values of pressure has been calculated in relation to the values

Table 1. Pressure and volume derivatives of the magnetic moment (μ), Fermi contact hyperfine field (B_c) and isomer shift (IS) calculated by means of *ab initio* methods and determined experimentally.

	$\partial \ln \mu / \partial P$ (kbar $^{-1}$)	$\partial \ln B_c / \partial P$ (kbar $^{-1}$)	$\partial \text{IS}^{\text{tot}} / \partial \ln V$ (mm/s)	$\partial \ln B_c / \partial \ln V$
TB-LMTO	-2.89×10^{-4}	-3.84×10^{-4}	1.28	1.148
FP-LAPW	-2.95×10^{-4}	-4.07×10^{-4}	1.17	1.157
Experiment	-3.20×10^{-4} *	-1.66×10^{-4} **	1.62**	0.372**

*Ref. [7]. **Ref. [10].

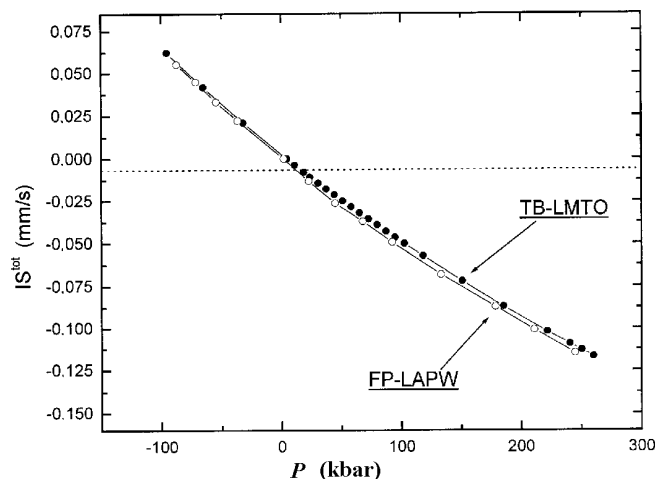


Fig. 2. Isomer shift – pressure curves for both discussed methods.

$\rho(0)$ at $P = 0$ kbar. In the relativistic calculations of the electronic structure, the point charge approximation for the electrostatic nucleus potential $V_i(r)$ is employed which is divergent for $r \rightarrow 0$. This singularity of potential results in the divergence of the $\rho(r)$ for $r \rightarrow 0$. In the non-relativistic approach, the IS parameter is calculated basing on the $\rho(r)$ difference in point r_1 , which is the first (different from zero) radial point occurring within the sphere representing atom in *ab initio* calculations. In the relativistic calculations the $\rho(r)$ of the core s -electrons attains in this first point the values of 10^5 order and every (event slight) displacement of this calculation point leads to the non-physical variations of the density value. This situation takes place in the TB-LMTO method [1], where the position of the first radial point depends on the Wigner-Seitz (W-S) sphere volume. To avoid this non-physical results, when calculating within the TB-LMTO method, the IS values have been calculated utilizing the electronic charge density from the nucleus surface (r_j). The above mentioned difficulty does not occur in the FP-LAPW method [2] where the first radial point in the muffin-tin (M-T) sphere occupies a fixed position. Figure 2 represents the pressure dependence of the total IS calculated with aid of the two presented methods. One can see that the differences in the course of curves are incon-

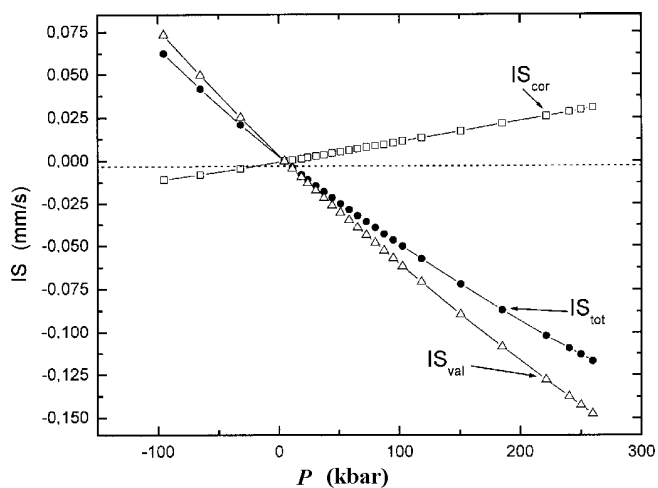


Fig. 3. Core contributions and isomer shift conduction related to pressure. Results were obtained using the TB-LMTO method.

Table 2. The parameters a (mm/s kbar), β (mm/s kbar) and γ (mm/s kbar²), calculated from matching to the relationship $IS(P)$ of function $IS = aP$ for $P = 0-70$ kbar and $IS = \beta P + \gamma P^2$ for the full pressure range.

	TB-LMTO	FP-LAPW	Experiment
a	$-(5.07 \pm 0.07) \times 10^{-4}$	$-(5.41 \pm 0.03) \times 10^{-4}$	$-(7.94 \pm 0.24) \times 10^{-4}$ *
β	$-(5.33 \pm 0.21) \times 10^{-4}$	$-(5.83 \pm 0.17) \times 10^{-4}$	$-(9.48 \pm 1.14) \times 10^{-4}$ *
γ	$-(0.40 \pm 0.05) \times 10^{-6}$	$-(0.70 \pm 0.02) \times 10^{-4}$	$-(1.41 \pm 0.82) \times 10^{-6}$ *

*Ref. [10].

siderable ones and do not exceed 7% what confirms the correctness of the IS calculation method based on the TB-LMTO results. The total value of the IS is influenced both by the variations of the core electron densities (1s, 2s and 3s) and by change of the 4s-electronic density. The total value of the isomeric shift can be expressed as $IS^{\text{tot}} = IS^{\text{cor}} + IS^{\text{val}}$.

Figure 3 presents the calculated contributions to the IS^{tot} in function of P . As results from Fig. 3, the predominant contribution is IS^{val} . Its systematic drop with growth of pressure can be caused by the compression of wave function of the conduction electrons, what is confirmed by the growth of 4s electron number within the W-S (M-T) sphere. The IS^{cor} contribution is positive and by one order of magnitude weaker. It grows linearly with increasing pressure, lowering slightly the value of the total isomeric shift. The growth of IS^{cor} can be related to the screening of the nucleus due to the increasing 4s-electronic density. For the sake of analytical results, in different pressure ranges, different forms of functions describing the shape of dependence of the $IS(P)$ have been adopted [10]. For the pressure range from 0 to 70 kbar a linear relation $IS = a \cdot P$ has been employed, whereas in the full pressure range the quadratic term is added and the relation takes the form $IS = \beta P + \gamma P^2$. The results of the fitting procedures have been recorded in Table 2. It results from the presented graphs and results given in Table 2, showing that the values of the calculated IS and its variation with pressure are similar for both calculation methods and are in good qualitative agreement with experimental data (conformity in regard to the sign and order of magnitude).

Effect of pressure on the value of the hyperfine field

The hyperfine field B_f affecting the nucleus ^{57}Fe constitutes the superposition of three different contributions [5]: orbital momentum term, magnetic dipolar term and Fermi contact term (B_c). The predominant contribution to the total hyperfine field is from the contact Fermi interaction. The results for the Fermi contact hyperfine field presented in this paper were calculated by means of the relativistic formula derived by Blügel *et al.* [3]. The total B_c value depends on the difference in the spin density in nucleus region both of core states 1s, 2s and 3s (B_c^{cor}) and the conduction states 4s (B_c^{val}). The total value of the Fermi term can be expressed in form: $B_c^{\text{tot}} = B_c^{\text{cor}} + B_c^{\text{val}}$.

The effect of pressure on the value of Fermi contact term of the hyperfine field in bcc iron (Fe) shows Fig. 4. Table 3 gives the values of the hyperfine fields (B^{tot} and

Table 3. The calculated hyperfine field B_c^{tot} with separated core (B_c^{cor}) and valence (B_c^{val}) contributions.

	B_c^{cor} (T)	B_c^{val} (T)	B_c^{tot} (T)
TB-LMTO	-28.87	-4.16	-33.03
FP-LAPW	-28.15	-3.17	-31.32
Experiment	-	-	-33.9*

*Ref. [7].

B^{cor} , B^{val}) for the equilibrium values of lattice parameter. The equilibrium values of B_c agree very well with the experimental data. Drop of the core states spin density with growing pressure (Fig. 4) results from the strong exchange interaction of the polarized 3d-orbitals with electrons in the 2s and 3s core states. With increasing pressure the μ_{3d} magnetic moment decreases resulting in the decrease of the electronic spin density of the core states in the region of the atom nucleus. The observed decrease of the spin density of the band 4s electrons of Fe nucleus is also caused by the decrease of μ_{3d} with increasing pressure. The mechanism of this conjugation is of dual nature. The spin polarization of 4s electrons on the Mössbauer nucleus depends directly on the magnetic momentum of this atom, but also on the spin polarization of the neighbouring atoms. In the case of the bcc-Fe, there is a linear dependence between the hyperfine field and the magnetic moment within the full pressure range (Fig. 5). The deviations from the linearity observed in iron-based alloys is caused by the effect of the magnetic moments of neighbouring atoms on the spin polarization of the 4s electrons in region of the Mössbauer ion.

Conclusions

Calculations of the effect of pressure on the Fermi contact hyperfine field (B_c) and isomer shift (IS) for ^{57}Fe have been performed using the TB-LMTO and FP-LAPW methods. The results are in good qualitative agreement with those derived from experiments. Both methods of IS calculation

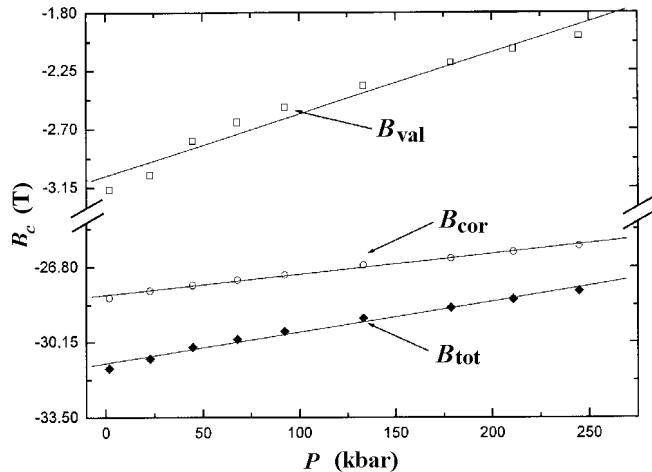


Fig. 4. Effect of pressure on the particular B_c contributions originating from core and conduction electrons. Results obtained according to the FP-LAPW method.

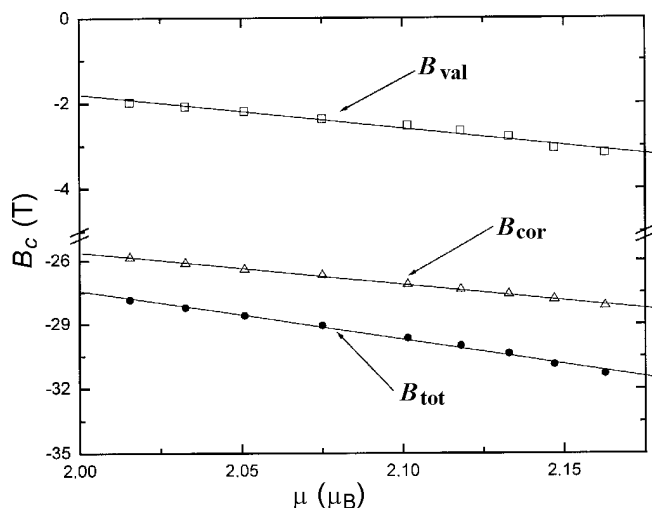


Fig. 5. Calculated by the FP-LAPW method relationship between the contact term of hyperfine field and magnetic moment.

($IS = \alpha\Delta\rho(r_1)$ and $IS = \alpha\Delta\rho(r_j)$) give consistent results. The IS^{cor} contribution is positive and increases linearly with pressure. The dominant contribution, coming to IS from band electrons, is negative and its absolute value increases with increasing pressure. The Fermi contact hyperfine field in pure iron is dominated by the core electrons contribution. The 4s-band part is by one order of magnitude smaller. The values of both terms decrease linearly with increasing pressure.

References

1. Andersen OK, Jepsen O, Glötzel D (1985) Canonical description of the band structures of metals. In: Bassani F, Fumi F, Tosi MP (eds) Highlights of condensed matter theory. North-Holland, Amsterdam, pp 59–176
2. Blacha P, Schwarz K, Luitz J (1999) A full potential linearized augmented plane wave package for calculating crystal properties. Karlheinz Schwarz, Technische Universität, Wien
3. Blügel S, Akai H, Zeller R, Dederichs PH (1987) Hyperfine field of 3d and 4d impurities in nickel. Phys Rev B 35:3271–3283
4. Bridgman PW (1940) Absolute measurements in the pressure range up to 30,000 kg/cm². Phys Rev 57:235–238
5. Frąckowiak JE (1993) Investigations of B2 and DO₃ type superstructure by means of Mössbauer effect method. University of Silesia, Katowice (in Polish)
6. Herper HC, Hoffman E, Entel P (1999) *Ab initio* full-potential study of the structural and magnetic phase stability of iron. Phys Rev B 60:3839–3848
7. Janak JF (1979) Calculated hyperfine fields and their pressure derivatives in Fe, Co and Ni. Phys Rev B 5:2206–2208
8. Mehl MJ, Osburn JE, Papaconstantopoulos DA, Klein BM (1990) Structural properties of order high-melting-temperature intermetallic alloys from first-principles total-energy calculations. Phys Rev B 41:10311–10322
9. Slater JC (1940) Note on Grüneisen's constant for the incompressible metals. Phys Rev 57:744–748
10. Williamson DL, Bukshpan S, Ingalls R (1972) Search for magnetic ordering in hcp iron. Phys Rev B 6:4194–4206