

## Aberystwyth University

### *A data-driven robotic Chinese calligraphy system using convolutional auto-encoder and differential evolution*

Gao, Xingen; Zhou, Changle ; Chao, Fei; Yang, Longzhi; Lin, Chih-Min; Xu, Tao; Shang, Changjing; Shen, Qiang

*Published in:*

Knowledge-Based Systems

*DOI:*

[10.1016/j.knosys.2019.06.010](https://doi.org/10.1016/j.knosys.2019.06.010)

*Publication date:*

2019

*Citation for published version (APA):*

Gao, X., Zhou, C., Chao, F., Yang, L., Lin, C-M., Xu, T., Shang, C., & Shen, Q. (2019). A data-driven robotic Chinese calligraphy system using convolutional auto-encoder and differential evolution. *Knowledge-Based Systems*. <https://doi.org/10.1016/j.knosys.2019.06.010>

#### **General rights**

Copyright and moral rights for the publications made accessible in the Aberystwyth Research Portal (the Institutional Repository) are retained by the authors and/or other copyright owners and it is a condition of accessing publications that users recognise and abide by the legal requirements associated with these rights.

- Users may download and print one copy of any publication from the Aberystwyth Research Portal for the purpose of private study or research.
- You may not further distribute the material or use it for any profit-making activity or commercial gain
- You may freely distribute the URL identifying the publication in the Aberystwyth Research Portal

#### **Take down policy**

If you believe that this document breaches copyright please contact us providing details, and we will remove access to the work immediately and investigate your claim.

tel: +44 1970 62 2400  
email: [is@aber.ac.uk](mailto:is@aber.ac.uk)

# A Data-driven Robotic Chinese Calligraphy System using Convolutional Auto-Encoder and Differential Evolution

Xingen Gao<sup>a</sup>, Changle Zhou<sup>a</sup>, Fei Chao<sup>a,b,\*</sup>, Longzhi Yang<sup>c</sup>, Chih-Min Lin<sup>d</sup>,  
Tao Xu<sup>b</sup>, Changjing Shang<sup>b</sup>, Qiang Shen<sup>b</sup>

<sup>a</sup>*Cognitive Science Department, School of Information Science and Engineering, Xiamen University, China*

<sup>b</sup>*Institute of Mathematics, Physics and Computer Science, Aberystwyth University, UK*

<sup>c</sup>*Department of Computer and Information Sciences, Northumbria University, UK*

<sup>d</sup>*Department of Electrical Engineering, Yuan Ze University, Taiwan*

---

## Abstract

The Chinese stroke evaluation and generation systems required in an autonomous calligraphy robot play a crucial role in producing high-quality writing results with good diversity. These systems often suffer from inefficiency and non-optima despite of intensive research effort investment by the robotic community. This paper proposes a new learning system to allow a robot to automatically learn to write Chinese calligraphy effectively. In the proposed system, the writing quality evaluation subsystem assesses written strokes using a convolutional auto-encoder network (CAE), which enables the generation of aesthetic strokes with various writing styles. The trained CAE network effectively excludes poorly written strokes through stroke reconstruction, but guarantees the inheritance of information from well-written ones. With the support of the evaluation subsystem, the writing trajectory model generation subsystem is realized by multivariate normal distributions optimized by differential evolution (DE), a type of heuristic optimization search algorithm. The proposed approach was validated and evaluated using a dataset of nine stroke categories; high-quality written

---

\*Corresponding author

*Email addresses:* 31520160154529@stu.xmu.edu.cn (Xingen Gao), dozero@xmu.edu.cn (Changle Zhou), fchao@xmu.edu.cn (Fei Chao), longzhi.yang@northumbria.ac.uk (Longzhi Yang), cml@saturn.yzu.edu.tw (Chih-Min Lin), tax2@aber.ac.uk (Tao Xu), cns@aber.ac.uk (Changjing Shang), qqs@aber.ac.uk (Qiang Shen)

strokes have been resulted with good diversity which shows the robustness and efficacy of the proposed approach and its potential in autonomous action-state space exploration for other real-world applications.

*Keywords:* Robotic Chinese calligraphy, data-driven evaluation model, convolutional auto-encoder, differential evolution

*2010 MSC:* 00-01, 99-00

---

## 1. Introduction

The main focus of research for robotic writing is the trajectory generation methods for robots to write characters or letters using a pen or ink brush [1, 2, 3, 4, 5], but this is not necessarily the case for Chinese calligraphy robots. Chinese calligraphy, an aesthetic presentation of Chinese characters, implicitly expresses the emotion of the artist, in addition to convey the message that the characters imply. Consequently, the research on robotic Chinese calligraphy is interdisciplinary across robotics and arts [6, 7], which makes the designing of Chinese calligraphy robotic systems challenging. Nevertheless, this special challenge represents a new dimension of development to further advance the robotic field by better replicating human intelligence in machines. Accordingly, the techniques required in writing high-quality aesthetic strokes can be readily transferred to other industries [8, 9], such as industrial welding and medical rehabilitation, which witnesses the importance of the research in robotic Chinese calligraphy from a technical point of view. Culture-wise, the presentation of this oriental tradition through modern digital technologies inspires creativity and helps interest development in Chinese calligraphy. The challenge aforementioned can be expressed as two technical difficulties.

The development of an effective and efficient writing result evaluation mechanism forms the first technical difficulty. Almost all conventional robotic writing systems use pre-defined and simplistic evaluation criteria that often lead to a lack of diversity in the writing results. For instance, the curve fitting approach proposed by Yao et al. [10, 11] matches the writing trajectories to the

pre-defined image patterns of strokes; the stroke generation system reported  
25 in Kwok et al. [12] uses prepared and inflexible stroke boundaries; the visual  
feedback based robotic drawing system presented by Mueller et al. [13] only  
considers the overlay of a writing result and its reference stroke. All these  
methods require manual implementations to obtain fixed image patterns or  
stroke boundaries, which often lead to monotonous writing results. Several  
30 other projects [14, 15, 16] manually analyze the geometric features of calligraphy  
to design the evaluation methods for robotic Chinese calligraphy. One  
notable exception is the data-driven approach reported Chao et al. [17], which  
introduce the Generative Adversarial Nets (GAN) to a robotic manipulator to  
generate writing trajectories. This work takes advantage of a discriminative  
35 model in GAN, which serves as the feedback system for learning robotic writing.  
However, the GAN-based models only discriminate between the instances  
of true stroke probability distribution and that of the writing results, which  
limits the assignment of an evaluation score to each writing sample and thus  
the quality of writing outputs from expectations.

40 The learning-based robotic writing systems usually suffer from local minima  
when finding optimal trajectory models using gradient-based methods, which  
poses the second difficulty. For instance, a gradient descent algorithm to decrease  
writing errors was proposed by Mueller et al. [13], which itself can be  
time-wise inefficient when learning complex strokes and characters. Specifically,  
45 once a practical robot entity is involved in a gradient descent algorithm-based  
learning system, it is difficult to back-propagate errors. To address this, a policy  
gradient method is used in the work of Chao et al. [17] based on several specific  
measures, to train the trajectory model. However, the overall performance is  
still not as good as expected due to the high variance in estimating the policy  
50 gradients. These difficulties reveal the necessity to globally optimize the writing  
system during the training stage.

This paper proposes a data-driven robotic Chinese calligraphy system, which  
enables a robot to autonomously learn to generate writing trajectory models, to  
address these technical difficulties. In particular, a convolutional auto-encoder

55 (CAE) [18] is applied as the data-driven writing result evaluation subsystem. The CAE firstly extracts stroke features which encode stroke images as low dimensional codes. Then, each written image is compared with the whole dataset, and the well-written strokes are used as candidates for reconstruction with no or very marginal loss of information. The comparison between the input image  
60 and the reconstruction provides an effective means for writing result evaluation, which is used to support the automatic development of optimal writing trajectory models. Enlightened by the recent work reported in [19, 20, 21, 22, 23], which use evolutionary algorithms (EA) for agent development, differential evolution (DE) [24] is adapted in this work to obtain optimal writing trajectory  
65 models with the support of the CAE-based evaluation subsystem. In contrast to the traditionally used gradient-based algorithms, DE is highly parallelizable and gradient-free, and thus more likely to escape from local optimums.

The proposed learning framework allows the robot to autonomously develop high-performance writing skills and avoid monotonous writing results. The ex-  
70 perimentation in this work was conducted based on a dataset with 9 stroke categories. The experimental results demonstrate the superiority of the proposed work in helping robots to generate high-quality Chinese calligraphy strokes with good diversity over others. The main contributions of this work are twofold: 1) a CAE is applied to evaluate the quality of strokes to support automatic writ-  
75 ing trajectory model generation; 2) DE was adapted to the robotic manipulator for generating writing trajectory models with the support of the CAE-based evaluation subsystem.

The remainder of this paper is organized as follows: Section 2 serves as a brief introduction to the theoretical underpinning CAE and DE. Section 3 specifies  
80 the proposed system, which allows a calligraphy robot to automatically learn to write strokes with high quality and good diversity. Section 4 presents the experimental set up and discusses the experimental results. Section 5 concludes the paper and points out important future work.

## 2. Background

85 This work applies a CAE [18] for the evaluation subsystem, due to its strong feature extraction capability; whilst DE [25, 26, 27] is applied to find optimal writing trajectory models because of the readiness to use, reliable, and time efficiency. These fundamental techniques are reviewed in this section.

### 2.1. Convolutional Auto-Encoder

90 A conventional auto-encoder is a fully connected neural network that consists of two parts: an encoder and a decoder. The encoder maps high dimensional data into a latent code (lower dimensional), while the decoder reconstructs the initial data from the latent code. Auto-encoders are commonly used to reduce dimensionality and extract features. A CAE is a variant of an auto-encoder [18] whose encoder and decoder are convolutional and deconvolutional neural networks, respectively. The neural networks allow the CAEs to capture the spatial information of the data; therefore, CAEs are more suitable for applications related to image processing [28, 29, 30, 31]. The main components of a CAE, including an encoder and a decoder, are briefed as follows:

100 *Encoder.* The encoder consists of convolution and pooling layers. A convolution layer convolves the input image with parametric filters (convolution kernels) to produce feature maps of an image. The  $k$ -th feature map of a mono-channel input,  $\mathbf{x}$ , is given by:

$$\mathbf{h}^k = \sigma(\mathbf{x} \otimes \mathbf{W}^k + \mathbf{b}^k), \quad (1)$$

where  $\sigma(\cdot)$  is an activation function (normally non-linear);  $\otimes$  denotes the 2D convolution operation;  $\mathbf{W}^k$  and  $\mathbf{b}^k$  denote the weight and bias of the  $k$ -th filter. A pooling layer partitions the input feature map into a set of rectangular regions and outputs an aggregation of each rectangular region; for instance, maximum pooling aggregates the values in the region to its maximum value, while average pooling to the average of all values in the region. By representing the whole region using only a representative value, the pooling layer reduces the computational requirement in the upper layers.

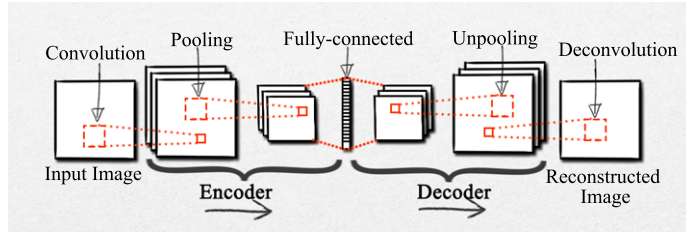


Figure 1: A CAE typically consists of convolution, pooling, fully-connected, unpooling, and deconvolution layers.

*Decoder.* A decoder consists of deconvolution and unpooling layers. A deconvolution layer performs an inverse operation of the convolution layer; in other words, a deconvolution layer reconstructs images from feature maps. Reconstruction is realized using:

$$\mathbf{y} = \sigma\left(\sum_{k=1}^H \mathbf{h}^k \otimes \widetilde{\mathbf{W}}^k + \mathbf{c}\right), \quad (2)$$

where  $\mathbf{h}^k$  denotes the  $k$ -th of all  $H$  feature maps;  $\widetilde{\mathbf{W}}^k$  corresponds to the flip operation over both dimensions of the weights;  $\mathbf{c}$  denotes the bias. Also, an unpooling layer, performing the reverse operation of pooling, reconstructs the original size of each rectangular region. Interesting, as shown in Fig. 1, an encoder can be connected with a decoder via fully-connected layers.

*Objective function.* There are a good set of object functions that can be sued here. The most commonly used objective function is the mean squared error (MSE) between the input data,  $\mathbf{x}$ , and the reconstructed data,  $\mathbf{y}$ :

$$error = \frac{1}{2N} \sum_{i=1}^N (\mathbf{x}_i - \mathbf{y}_i)^2. \quad (3)$$

All the parameters of a CAE can be easily optimized through a back-propagation algorithm.

## 2.2. Differential Evolution

Differential evolution, a gradient-free method, has proven effective in global optimization [32, 33, 34, 35]. Like other EA, DE is a population-based algorithm

that explores search space by repeating the cycle of selection and reproduction  
 130 for a population of parameter vectors. Different from other EAs, a differential  
 mutation operation is employed to generate scaled mutated individuals. Such  
 an operation ensures that mutants do not duplicate existing individuals [25].  
 The population structure and the main procedures of the DE algorithm are  
 summarized as follows:

135 **Population Structure.** The population consists of  $Np$   $D$ -dimensional  
 real-valued vectors, called target vectors. Denote the  $i$ -th target vector of the  
 population in the  $g$ -th generation as follows:

$$\omega_i(g); i = 1, 2, \dots, Np; g = 1, 2, \dots, g_{max}, \quad (4)$$

where  $g_{max}$  is a preset maximum number of generations. Every element of each  
 $D$ -dimensional vector is bounded. Both upper and lower boundaries must be  
 140 specified:

$$\omega_j^L < \omega_{j,i}(g) < \omega_j^U; j = 1, 2, \dots, D. \quad (5)$$

**Initialization.** Once the initialization bounds have been specified, a ran-  
 dom number generator assigns a value within the prescribed range to every  
 parameter of each vector. Such an operation is described as follows:

$$\omega_{j,i}(0) = \omega_j^L + \text{rand}(0, 1)(\omega_j^U - \omega_j^L), \quad (6)$$

where  $\text{rand}(0, 1)$  is the evaluation of a uniform random distribution on the in-  
 145 terval  $[0, 1)$ .

**Mutation.** After initialization, to produce an intermediary population of  
 $Np$  vectors, every three different, randomly chosen target vectors are combined  
 into one mutant vector by using the differential mutation operation:

$$v_i(g) = \omega_{r_1}(g) + F \cdot (\omega_{r_2}(g) - \omega_{r_3}(g)); i \neq r_1 \neq r_2 \neq r_3, \quad (7)$$



where  $\mathbf{v}_i(g)$  denotes the  $i$ -th mutant vector of the intermediary population in the  
 150  $g$ -th generation. The scale factor,  $F$ , is a positive real-value number, typically  
 less than 1, that controls the rate of the evolution.

**Crossover.** To complement reproduction, DE crosses each target vector  
 with a mutant vector to form an offspring vector:

$$u_{j,i}(g) = \begin{cases} v_{j,i}(g), & \text{if } \text{rand}_j(0, 1) \leq Cr \text{ or } j = j_{\text{rand}} \\ u_{j,i}(g), & \text{otherwise} \end{cases}; j = 1, 2, \dots, D. \quad (8)$$

Here  $j$  denotes the index of the  $j$ -th element of a vector;  $\text{rand}_j(0, 1)$  is the  
 155 evaluation of a uniform random distribution for the  $j$ -th dimension;  $Cr$  is the  
 crossover rate;  $j_{\text{rand}} \in \{1, 2, \dots, Np\}$  indicates a randomly chosen index that  
 ensures at least one element from the mutant vector is adopted.

**Selection.** In a comparison of each offspring vector with the target vector,  
 the better vectors have better chances to survive to the next generation. The  
 160 selection operation is described as:

$$\omega_i(g+1) = \begin{cases} \mathbf{u}_i(g), & \text{if } f(\mathbf{u}_i(g)) \geq f(\mathbf{x}_i(g)) \\ \omega_i(g), & \text{otherwise,} \end{cases} \quad (9)$$

where  $f(\cdot)$  is the objective function to be maximized, called fitness function. Af-  
 ter updating the new population, the cycle of mutation, crossover, and selection  
 is repeated until a termination condition is met, e.g., the optimum is located or  
 the number of generations reaches a predefined maximum.

### 165 3. Proposed System

#### 3.1. System Overview

The proposed system allows a writing robot to automatically learn to write  
 diverse, high-quality Chinese character strokes. The proposed system is illus-  
 trated in Fig. 2, which consists of a CAE-based stroke evaluation subsystem

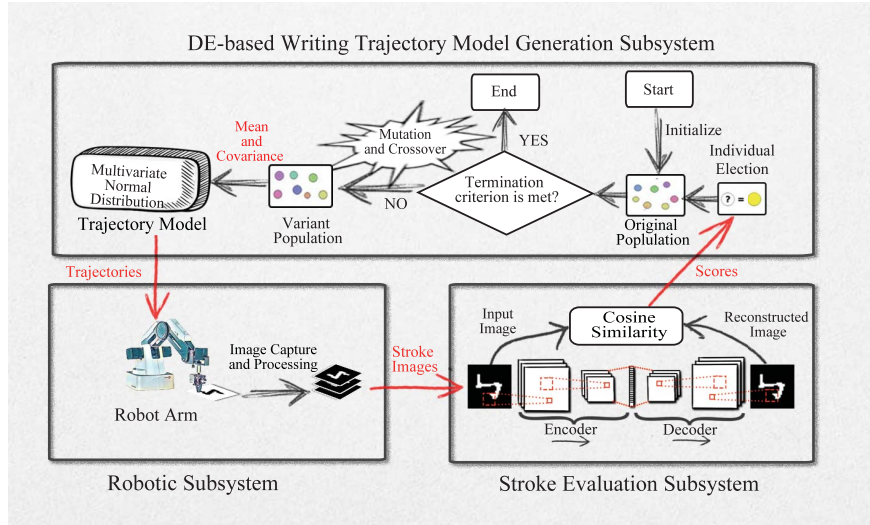


Figure 2: The overview of the proposed framework for robot handwriting. DE is employed to find optimal trajectory models. A CAE-based stroke evaluation subsystem is used to score the writing results and thus providing a fitness function to the DE-based Learning subsystem. The cycle of selection and reproduction is repeated until the optimum is located or the number of generations reaches a predefined maximum.

170 and a DE-based writing trajectory model generation subsystem. The CAE-based stroke evaluation subsystem is used to score the writing results and thus providing a fitness function to the DE-based Learning subsystem. The writing trajectory model generation subsystem is responsible to develop trajectory writing models for strokes, each trajectory model is optimized by DE algorithm  
 175 to writing high-quality results of a stroke.

The overall working procedure of the proposed system is: First of all, the DE randomly generates an original population of individuals, each of which is composed of the parameters (i.e., the means and the covariance matrices) of the multivariate normal distributions. After the mutation and crossover operations,  
 180 the variant population is converted to the multivariate normal distributions. After a sampling of a distribution, a set of writing trajectory points of a stroke can be obtained from its corresponding multivariate normal distribution. Every three variables of a trajectory point jointly define the position of the end-effector

at a certain point in time. The robotic arm receives the trajectory points and  
185 produces the stroke writing movements. The writing results are captured by  
a vision camera and processed by the stroke evaluation system in providing  
evaluation scores representing the quality of the images. The stroke evaluation  
system applies a conventional auto-encoder network to reconstruct the input  
image; then, the cosine similarity method is used to measure the similarity  
190 between the input image and reconstructed ones. The cosine similarity scores  
are then used by the DE as the fitness function, which selects better individuals  
to produce a new generation of mean and covariance population. This working  
procedure will repeat this loop until the termination criterion is reached.

An unsupervised learning tool, CAE, is applied to build the stroke evalua-  
195 tion subsystem, which learns the stroke features extracted from a stroke image  
dataset. Note that, the presented evaluation subsystem does not simply com-  
pare the writing results with the only standard stroke image, but with the entire  
dataset. Stroke images written by the robot are sent to a trained CAE that pro-  
duces reconstructed images. During this process, well-written stroke images are  
200 reconstructed with little information loss; that is, the CAE, in this case, serves  
as a “filter” of poorly produced stroke images. The similarity between an orig-  
inal stroke image and its reconstructed one is positively related to the quality  
of the stroke.

Compared with other EAs, DE has the features of fast convergence speed and  
205 processing stability. Although the particle swarm optimization (PSO) features  
the fast convergence speed, PSO is easily affected by the size of parameters and  
original population. In contrast to Covariance matrix adaptation evolutionary  
strategies (CMA-ES) [36], DE is easy to escape from local optimums. Moreover,  
DE is simpler to be implemented in the proposed approach. Hence, the writing  
210 trajectory model generation subsystem applies the DE algorithm to learn each  
stroke trajectory information.

### 3.2. Stroke Evaluation Subsystem

The stroke images are evaluated using a data-driven approach, and thus the CAE needs to be trained using a training dataset. The trained CAE firstly  
215 extracts stroke features and reconstruct the image using the feature values; then the cosine similarity between a stroke image and its reconstructed version is used to measure the quality of the stroke.

#### 3.2.1. Stroke Reconstruction by CAE

The first task in building a stroke evaluation subsystem is the concise and  
220 accurate representation of stroke images, i.e., stroke features extraction, to eliminate noise, background and other irrelevant information. This is implemented in this work using the CAE with a deep architecture organized in nine hidden layers, as detailed in Table 1. The CAE consists of three convolution layers, three fully-connected layers, and three deconvolution layers. Since the training  
225 dataset is of relatively low dimension, there is not any pooling layer structured in the architecture. The first convolution layer has 32 kernels; each kernel produces a feature map with a resolution of  $14 \times 14$  pixels. The second and third convolution layers contain 64 and 128 kernels, each leading to a feature map with a resolution of  $7 \times 7$  and  $4 \times 4$ , respectively. The three convolution layers  
230 are followed by three fully-connected layers. In particular, the second fully-connected layer projects the input into a latent space, which is represented by a latent code system. The hidden layers are ended with three deconvolution layers that perform the inverse operations of the above three convolution layers.

The MSE, as shown in Eq. 3, is a widely used loss function for training the  
235 CAE, and it is also applied in this work. To optimize the objective function, the Adam algorithm as specified in [37] is adopted, which is an optimization algorithm for first-order gradient-based optimization of stochastic objective functions, based on adaptive estimates of lower-order moments. In this work, all the weights and bias listed in Table 1 in the CAE network are optimized by the  
240 Adam algorithm.

Table 1: The architecture and parameters of the CAE for stroke evaluation model

Layer	Parameters	Dimensions
Input	-	1×28×28
Conv. 1	32 4×4 kernels with <i>stride</i> = 2 and <i>pad</i> = 1	32×14×14
Conv. 2	64 4×4 kernels with <i>stride</i> = 2 and <i>pad</i> = 1	64×7×7
Conv. 3	128 4×4 kernels with <i>stride</i> = 2 and <i>pad</i> = 1	128×4×4
Fully-connected 1	1024 neurons	1024
Fully-connected 2	512 neurons	512
Fully-connected 3	1024 neurons	1024
Deconv. 1	128 4×4 kernels with <i>stride</i> = 2 and <i>pad</i> = 1	128×4×4
Deconv. 2	64 4×4 kernels with <i>stride</i> = 2 and <i>pad</i> = 1	64×7×7
Deconv. 3	32 4×4 kernels with <i>stride</i> = 2 and <i>pad</i> = 1	32×14×14
Output	-	1×28×28

### 3.2.2. Stroke Evaluation by Cosine Similarity

The trained CAE, regarded as a stroke “filter”, compresses the written stroke images into latent codes and then reconstructs the images by decoding the latent codes. This can be used to effectively eliminate poorly generated strokes for further use; the quality of a produced stroke is measured by computing the similarity between the stroke image and its reconstruction. Because all images used in this work are gray scale, cosine similarity [38] can be applied to score the stroke:

$$\text{Score}([x_1, x_2, \dots, x_N]) = \frac{[x_1, x_2, \dots, x_N] \cdot [\hat{x}_1, \hat{x}_2, \dots, \hat{x}_N]}{\sqrt{\sum_i x_i} \times \sqrt{\sum_i \hat{x}_i + \alpha}}, \quad (10)$$

where  $[x_1, x_2, \dots, x_N]$  denotes original image vector;  $[\hat{x}_1, \hat{x}_2, \dots, \hat{x}_N]$  denotes reconstructed image vector; and  $\alpha$  is a positive, near zero constant for avoiding zero denominator.

### 3.3. Writing Trajectory Model Generation Subsystem

Multivariate normal distributions are used in this work to represent the writing trajectory models of strokes. DE is employed to find the optimal pa-

255 rameters of the models, which is supported by the CAE-based stroke evaluation subsystem as presented in the last section in providing the fitness function.

### 3.3.1. Writing Trajectory Model Specification

The writing movement of a stroke is a sequence of brush pen positions; therefore, this work mainly focuses on the sequence of the end-effector positions  
260 of a calligraphy robot. In the proposed system, it is considered as a  $3 \times T$  dimensional random vector given by

$$\mathbf{m} = (p_{x,1}, p_{y,1}, p_{z,1}, p_{x,2}, p_{y,2}, p_{z,2}, \dots, p_{x,T}, p_{y,T}, p_{z,T}), \quad (11)$$

where  $T$  is the number of trajectory points;  $p_{x,t}, p_{y,t}, p_{z,t}$  ( $t = 1, 2, \dots, T$ ) jointly represents the position of the end-effector in the working space at the moment  $t$ ;  $p_{x,t}, p_{y,t}$  determine the 2D trajectory of a stroke;  $p_{z,t} \in (0, 5)$ ;  $t = 1, 2, \dots, T$   
265 determines the pressure sequence of the writing brush.

In this paper, the writing trajectory random vector is considered to be normally distributed. Therefore, multivariate normal distributions are used to describe the rules of the writing movement of the strokes. Indeed, multivariate normal distributions are important in statistics and are often used to represent  
270 real-valued random vectors whose distributions are unknown. The multivariate probability density of the distribution is defined as:

$$p(\mathbf{m}) = \frac{\exp[-\frac{1}{2}(\mathbf{m} - \boldsymbol{\mu})^T \boldsymbol{\Sigma}^{-1}(\mathbf{m} - \boldsymbol{\mu})]}{\sqrt{(2\pi)^k |\boldsymbol{\Sigma}|}}, \quad (12)$$

where  $\mathbf{m}$  denotes the  $3 \times T$  dimensional random vector of writing movement;  $\boldsymbol{\mu}$  is mean or expectation of the distribution;  $\boldsymbol{\Sigma}$  is a covariance matrix;  $|\boldsymbol{\Sigma}|$  is the determinant of  $\boldsymbol{\Sigma}$ .

275 Let  $\boldsymbol{\omega}$  denotes the parameters of the distribution (i.e.  $\boldsymbol{\mu}$  and  $\boldsymbol{\Sigma}$ ), the writing movement distribution is written in the following notation:

$$\mathbf{m} \sim p_{\boldsymbol{\omega}}(\mathbf{m}) = N(\mathbf{m} | \boldsymbol{\mu}, \boldsymbol{\Sigma}). \quad (13)$$

To facilitate the learning process, simple multivariate normal distributions are used to specify diagonal covariance matrices, rather than the full covariance ma-

trices. The writing sequence of a stroke’s trajectory points is sorted in ascending  
280 order of  $p_x, p_y$ .

### 3.3.2. Writing Trajectory Model Optimization by DE

The parameters of the writing trajectory model need to be optimized to maximize the expected score given by the stroke evaluation subsystem as reported in Section 3.2. Because the writing trajectory model is a distribution,  
285 the expectation is naturally selected to measure its performance. The overall objective function (or fitness function) is designed as follows:

$$f(\omega) = E_{\mathbf{m} \sim p_{\omega}(\mathbf{m})}[\text{Score}(W(\mathbf{m}))], \quad (14)$$

where  $f(\cdot)$  is the fitness function;  $\mathbf{m}$  denotes the trajectory random vector;  $\omega$  denotes the parameters of the distribution (i.e.  $\mu$  and  $\Sigma$ );  $W(\cdot)$  presents the writing process of the robotic system;  $\text{Score}(\cdot)$  denotes a stroke scoring function.  
290 In this case, the expectation is the long-run average value of the trajectory samples that are drawn from the writing movement distribution.

The optimal means and covariance matrices of the trajectory distributions for every stroke must be obtained, which is implemented by the DE. In every generation, by using differential mutation and crossover operations, the population of parameter vectors (or individuals in EA terminology) varies; a writing  
295 robot writes strokes based on the trajectories drawn from the distributions that parametrized by the vectors in both the original and variant populations; then, the fitness scores of the vectors are computed for the better individual selection. The higher scoring parameter vectors survive to the next generation. The iterations continue until the objective is optimized or the maximum number of  
300 iterations reached. The training procedure is summarized in the pseudo-code as shown in Algorithm 1.

### 3.4. Robotic System

As depicted in Fig. 3, the robotic system used in this research consists of a  
305 4-axis robotic arm and a camera mounted on a bracket. A brush pen is mounted

---

**Algorithm 1** Strokes Trajectory Model Optimization by DE.

---

**Require:**  $Np$ : the size of population;  $G$ : the maximum number of generations;

$\omega_1, \omega_2, \dots, \omega_{Np}$ : the parameters of the multivariate normal distributions;

**Ensure:** optimal parameter  $\omega_\Delta$

- 1: initialize  $\omega_i, i = 1, 2, \dots, Np$  by Eq. 6 and  $g = 1$ ;
- 2: **repeat**
- 3:     **MUTATION:**
- 4:     **for** each  $i \in [1, Np]$  **do**
- 5:         perform the mutation operation by Eq. 7 to obtain mutant vector  $\mathbf{v}_i(g)$ .
- 6:     **end for**
- 7:     **CROSSOVER:**
- 8:     **for** each  $i \in [1, Np]$  **do**
- 9:         perform the crossover operation by Eq. 8 to obtain offspring vector  $\mathbf{u}_i(g)$ .
- 10:     **end for**
- 11:     **SELECTION:**
- 12:     Robot writes strokes by using trajectories drawn from  $p_{\mathbf{u}_i}(\mathbf{j})$ , then the image samples  $\{\mathbf{x}_{\mathbf{u}_i,1}, \mathbf{x}_{\mathbf{u}_i,2}, \dots, \mathbf{x}_{\mathbf{u}_i,l}\}$  are obtained.
- 13:     Robot writes strokes by using trajectories drawn from  $p_{\omega_i}(\mathbf{j})$ , then the image samples  $\{\mathbf{x}_{\omega_i,1}, \mathbf{x}_{\omega_i,2}, \dots, \mathbf{x}_{\omega_i,l}\}$  are obtained.
- 14:     **if**  $\frac{1}{l} \sum_{k=1}^l \text{Score}(\mathbf{x}_{\omega_i,k}) < \frac{1}{l} \sum_{k=1}^l \text{Score}(\mathbf{x}_{\mathbf{u}_i,k})$  **then**
- 15:          $\omega_i \leftarrow \mathbf{u}_i$
- 16:         **if**  $\frac{1}{l} \sum_{k=1}^l \text{Score}(\mathbf{x}_{\omega_i,k}) < \frac{1}{l} \sum_{k=1}^l \text{Score}(\mathbf{x}_{\Delta,k})$  **then**
- 17:              $\omega_\Delta \leftarrow \omega_i$
- 18:             save  $\{\mathbf{x}_{\omega_i,1}, \mathbf{x}_{\omega_i,2}, \dots, \mathbf{x}_{\omega_i,l}\}$  as  $\{\mathbf{x}_{\Delta,1}, \mathbf{x}_{\Delta,2}, \dots, \mathbf{x}_{\Delta,l}\}$  ;
- 19:         **end if**
- 20:     **end if**
- 21:      $g = g + 1$
- 22: **until** model converges or  $g > G$

---






Figure 3: The robotic hardware for writing Chinese strokes.

at the end-effector of the robotic arm. The writing occurs within the working range of the arm. A whiteboard, placed flat in front of the robot, is the writing area for the robot.

A designed conversion function converts positions of the stroke trajectories  
 310 into the calligraphic robot coordinates,  $(p_x, p_y, p_z)$ , which is given as follows:

$$\begin{cases} p_x^\gamma = x_S + \gamma \cdot p_x \\ p_y^\gamma = y_S + \gamma \cdot p_y \\ p_z^\gamma = z_S + \gamma \cdot p_z \end{cases} \quad (15)$$

where  $\gamma$  denotes a scale parameter that controls the size of the strokes;  $x_S$ ,  $y_S$ , and  $z_S$  jointly define the initial position for each stroke;  $p_x$ ,  $p_y$ , and  $p_z$  jointly define the position of the end-effector at a certain point of time.

Since only the joint angle values control the electrical motor of the robot  
 315 arm, the obtained writing trajectory is transformed from the sequence of the end-effector positions to the joint parameters. The transformation process is done by inverse kinematics calculation.

The configuration of the robotic arm is illustrated in Fig. 4, which includes the setup of joints, links and coordinate frames of joints. The robotic arm has  
 320 four linked parts,  $(d, a_1, a_2, \text{ and } a_3)$ , with lengths of 103, 140, 160, and 70 mm, respectively) and four revolute joints (three active joints  $o_1, o_2, o_3$ , and a passive

joint  $o_4$ ). The origin coordinate frame is defined by  $x_0$ ,  $y_0$ , and  $z_0$ . In this setup, the  $z_0$ -axis is vertical with the writing board; the  $y_0$ -axis is parallel with the writing board; and the  $x_0$ -axis is vertical with the plane that is defined by the axes  $x_0$  and  $z_0$ .

The Denavit and Hartenberg (DH) convention is used to analyze the forward and inverse kinematics of the robot’s manipulator. The DH parameters are listed in Table 2. In this table,  $\alpha_{i-1}$ ,  $a_{i-1}$ ,  $d_i$ , and  $\theta_i$  are link twist, link length, link offset, and joint angle, respectively. The inverse kinematics analysis of the robot arm is obtained from the forward kinematics. Thus, if the positions of the robotic arm are obtained, the four joint angles are calculated using the following equations:

$$\theta_1 = \arctan \frac{p_y}{p_x} \quad (16)$$

$$\theta_2 = \arctan \frac{(p_x c_1 + p_y s_1)(a_1 + a_2 c_3) + (p_z - d_1)a_2 s_3}{(a_1 + a_2 c_3)^2 a_2^3 s_3^2 - (p_x c_1 + p_y s_1)(a_1 + a_2 c_3) - (p_z - d_1)a_2 s_3} \quad (17)$$

$$\theta_3 = \arctan \frac{(p_x c_1 + p_y s_1)^2 + (p_z - d)^2 - a_1^2 - a_2^2}{\sqrt{2a_1 a_2 - (p_x c_1 + p_y s_1)^2 - (p_z - d)^2 + a_1^2 + a_2^2}} \quad (18)$$

$$\theta_4 = -(\theta_2 + \theta_3) \quad (19)$$

where  $p_x$ ,  $p_y$ , and  $p_z$  denote the elements of the position vector, respectively;  $s_i$  and  $c_i$  represent  $\sin\theta_i$  and  $\cos\theta_i$ , respectively.

After writing a stroke, the robotic arm returns to a pre-defined initial position; then, the camera captures the written stroke as an image, which is in turn delivered to the stroke evaluation subsystem. To be consistent with the representation of strokes in the training dataset, the black strokes with a white background are then inverted to white lines with a black background.

#### 4. Experiments

The implementation of the experiment mainly involves two training processes to train the stroke evaluation model using CAE and the writing trajectory

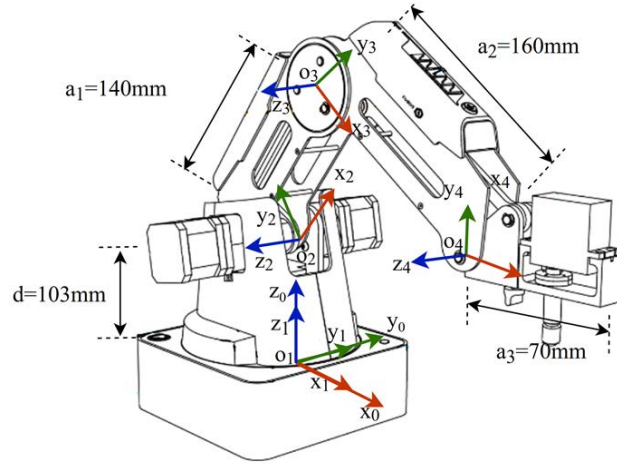


Figure 4: The configuration of the robot arm.

Table 2: DH parameter table

Link	Link Twist	Link Length	Link Offset	Joint Angle
$i$	$\alpha_{i-1}$	$a_{i-1}$	$d_i$	$\theta_i$
1	0	0	$d$	$\theta_1$
2	$\frac{\pi}{2}$	0	0	$\theta_2$
3	0	$a_1$	0	$\theta_3$
4	0	$a_2$	0	$\theta_4$

models using DE. A training dataset and a test dataset of nine types of Chinese character strokes were used in this experiment, to verify the function of the stroke evaluation models.

#### 4.1. Training and Test Dataset

350 The training dataset used in this work consists of nine types of Chinese character stroke images. The stroke extraction method proposed by Lian et al. [39] was applied in this work to obtain a stroke image dataset from a number of Chinese calligraphic textbooks. The dataset contains 4,500 of greyscale images,

each with a resolution of  $28 \times 28$ ; each stroke has 500 samples. A part of the  
355 stroke images in the training dataset are illustrated in Fig. 5. From top to  
bottom, the strokes are as follows: (a) horizontal, (b) short left-falling, (c) long  
left-falling, (d) right-falling, (e) horizontal and left-falling, (f) vertical and turn-  
right hook, (g) horizontal, fold and hook, (h) vertical, fold and curved-hook,  
and (i) horizontal and curved-hook.

360 The test dataset of stroke images used for functional verification was ob-  
tained based on the following:

Step 1. For each of the nine stroke types, 100 stroke test images with different  
quality were collected through two channels: 33 of the test images were  
collected from the training dataset, and the remaining 67 were collected  
365 from the intermediate writing results produced by using the approach  
proposed in Chao et al. [17].

Step 2. Ten undergraduate students were individually invited and appropriately  
consented to classify all 900 stroke images into three grades of quality,  
including poor, acceptable, and good, to support this research.

370 Step 3. All the 900 stroke images were labeled by the levels that most assessors  
chose. The test images, which obtained scores in a 5-5 tie, are excluded  
in the test dataset and replaced by other stroke images.

#### 4.2. Functional Verification of the Stroke Evaluation Model

The stroke evaluation model, which is presented in Section 3, was trained  
375 by using the training dataset of the strokes; then, the test stroke images, which  
are labeled in three grades, were used to verify that the stroke evaluation model  
can measure the quality of the strokes written by the calligraphy robot.

All 900 test images were scored by the evaluation model. The evaluation  
results are summarized in Fig. 6. For every type of the strokes, the box plot  
380 is used as a visual statistical tool to display the distribution of the evaluation  
results. Each plot presents the relationships between the scores from the evalua-  
tion model and grades from human regarding the same stroke (i.e. quality of the




Figure 5: Exemplar training samples used in the experiment, each row shows one type of a stroke with various variants.

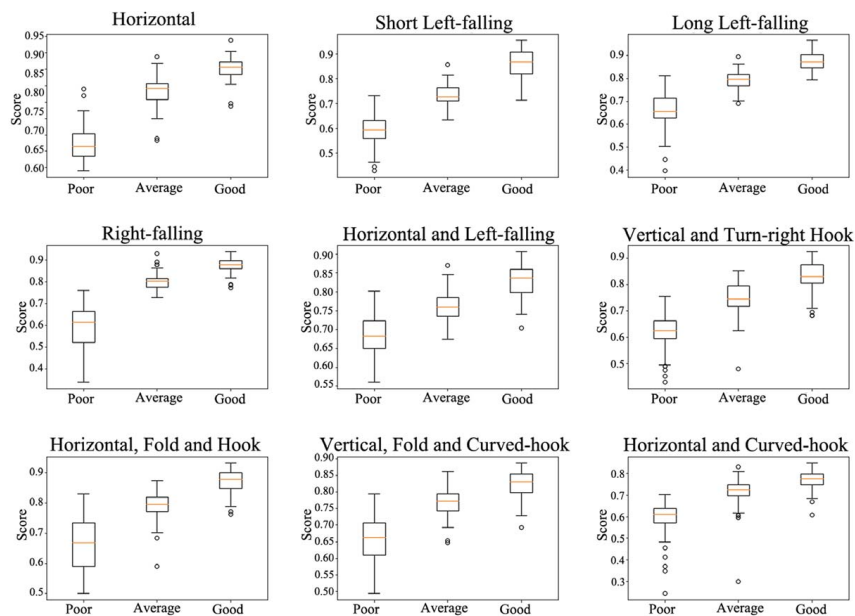


Figure 6: Box plots of scores by the stroke evaluation model. Each box plot presents a positive correlation between the scores by evaluation model and the quality levels of the strokes.

stroke). For example, the “horizontal stroke” plot has three groups including “Poor”, “Average” and “Good”. For poor strokes, the bulk of scores (between first quartile and third quartile) lies below 0.7; for average strokes, the bulk of scores (between first quartile and third quartile) lies between 0.8 and 0.85; for good strokes, the bulk of scores (between first quartile and third quartile) lies above 0.85. This figure clearly demonstrates that there is a positive correlation between the scores led by evaluation model and the quality levels graded by the assessors.

### 4.3. Writing Trajectory Model Generation

The generated writing trajectory models for strokes were also validated and evaluated. Each model was generated and optimized for one stroke, and thus nine models were generated and tested in this experiment. For each model, the number of trajectory points ( $T$ ), the population size ( $Np$ ), the maximum number of generations ( $G$ ), the scale factor ( $F$ ), and the crossover rate ( $Cr$ ) were set as 6, 60, 2000, 0.9, and 0.6 in this experiment, respectively.

#### 4.3.1. Learning Process

Each stroke costed a total of 2,000 generations for the stroke trajectory model to learn. The learning progress was divided in 15 stages for each stroke trajectory model, each stage represents 133 generations. Each stage was illustrated as a representative writing results as shown in Fig. 7; therefore, the training history of each model is represented as 15 points in time as shown in each row of the figure. Each row in Fig. 7 illustrates continuing improvement for a stroke trajectory model. The progress for the nine strokes was almost identical: during the early generations, the written strokes were shapeless and very difficult to recognize; in the medium generations, the written strokes showed rough target shapes; in the final generations, the writing results demonstrated strokes of high quality.

In addition, as shown in Fig. 8, the performance (i.e., fitness) of the trajectory model steadily increased over the training process of 2,000 generations. The




Figure 7: Learning progress of the nine strokes. The images in a row are representatives of trajectory written results along the timeline of generations.

solid points indicate the average fitness of all the individuals in each generation. The range of the fitness of each 100 generations is indicated by a vertical line. In the beginning phase of the training, the fitness range was large; however, the ranges were significantly reduced during the optimization process. Noticeably, each learning curve is smooth, and there is not any sharp change in these curves. The smooth curves imply that the proposed system has good learning stability.

#### 4.3.2. Writing Results

The robotic writing process is illustrated in Fig. 9 where the robotic arm is writing a horizontal, fold and hook stroke. The action sequence in this figure

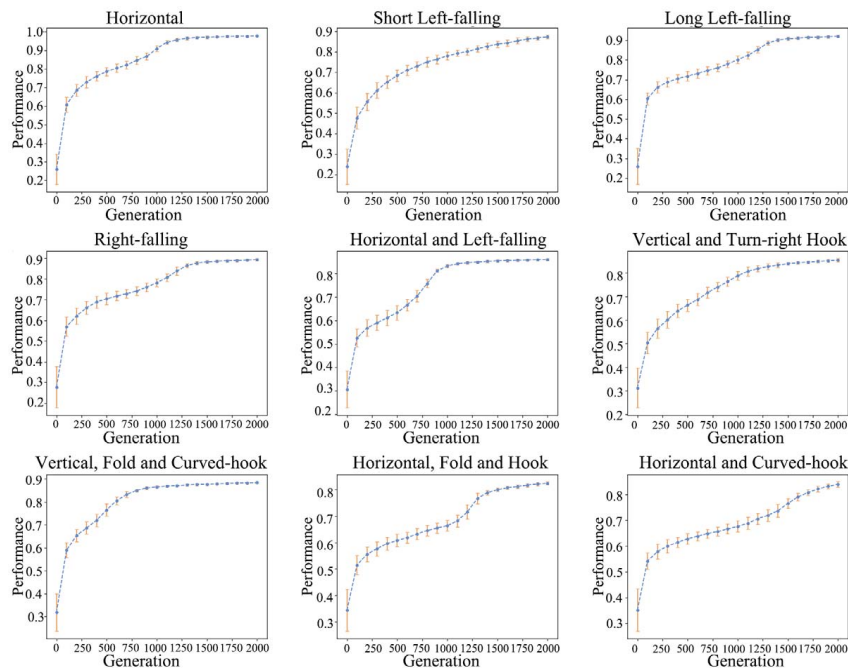


Figure 8: Convergence curves for the learning process of the nine strokes. The solid points indicate the average fitness of all the individuals in each generation. The range of the fitness of all the individuals in each generation is indicated by a solid line between the minimum and maximum values.

is indicated by the arrows. The final writing results for all nine types of stroke are shown in Fig. 10; 25 stroke images were generated for each stroke. All these strokes were written by the calligraphy robot using the trajectories drawn from the optimal trajectory distributions. These writing results are of very high quality, which exhibited the effectiveness of the proposed system. These results also demonstrated that the writing results regarding the same stroke are slightly different from each other. Therefore, the proposed system can learn the strokes in a flexible way, instead of simply learning the trajectory positions as used by most of the existing approaches in the literature.

Furthermore, in order to clearly demonstrate the diversity generation ability of the proposed work, Fig. 11 demonstrates two types of writing styles, which are






Figure 9: Robotic arm is writing a stroke.

labeled as “dull” and “sharp”, of the “Right-falling Stroke” and “Vertical and Turn-right Hook Stroke”. Through sampling corresponding multivariate normal distribution, various writing trajectories with good writing quality were generated by the calligraphy robot. Each trajectory in the same category contains variations in trajectory length and inclination of the strokes amongst others, which collectively demonstrate the capability of the proposed system in producing strokes with different styles.

#### 4.4. Discussion and Comparison

The experimental results demonstrate that the proposed system successfully develops the capacity for a robot to write Chinese character strokes. In reference to the existing approaches reported in the literature, the proposed approach has two distinctive advantages:

(1) **Data-driven mechanism to evaluate the quality of strokes based on the features of a collection of variations.** Many existing evaluation for robotic calligraphy [10, 11, 12, 13, 14, 15, 16] was performed based on a




Figure 10: Final writing results of all nine strokes. All these strokes were written by the calligraphy robot using trajectories drawn from the optimal trajectory distributions.

predefined, simplistic evaluation criterion. Their evaluation methods required a large number of human engineer’s efforts; these methods usually limit the

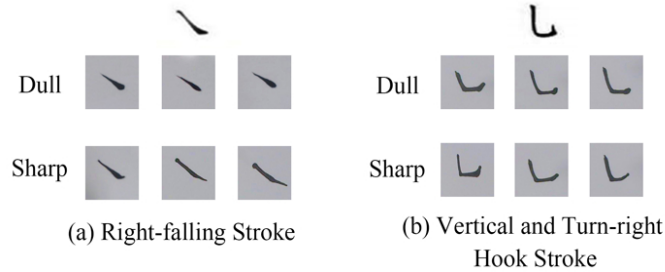


Figure 11: Selected strokes of “Right-falling” and “Vertical and Turn-right Hook” demonstrate different styles.

diversity of the writing results due to its hard-wired mechanism. However, the  
 450 proposed evaluation method applied a CAE to extract the features of stroke  
 images from a prepared stroke image dataset. The data-driven mechanism en-  
 sured the diversity of the writing results. The writing results in the proposed  
 system were compared with the entire stroke dataset, rather than with a single  
 fixed reference point. The proposed evaluation method is also readily applica-  
 455 ble to evaluate the quality of Chinese characters.

Note that the GAN-based approach is also data-driven, but its evaluation  
 model (i.e. the discriminative model) discriminates the sources of the input  
 instances, either provided by a human or generated by a calligraphy robot [17].  
 The discrimination in this work cannot exhibit the writing quality of the cal-  
 460 ligraphy robot. However, the proposed evaluation model here can determine  
 and make use of the quality of strokes, so as to improve the quality of the writ-  
 ing results. In addition, in contrast to the GAN-based method, a well-trained  
 stroke evaluation subsystem in the proposed system leads to a steadily improv-  
 ing training process, but the GAN-based approach involves some oscillations.

465 **(2) DE-based framework effectively applied to obtain the trajec-  
 tory writing models of strokes.** In contrast to the work reported in [10,  
 11, 12, 13], the work reported herein is able to discover the optimal generative  
 models of stroke trajectory generation, which is more challenging compared to

the optimization of stroke trajectories generation itself. Due to the non-linear  
470 feature of such an optimization problem, it is difficult, if not impossible, for the  
gradient-based approaches to obtain a stable solution efficiently. For example,  
the GAN-based robotic calligraphy system used 5,000 epochs for training, but  
the performance was hard to converge. In contrast, DE was applied in this  
work to find the optimal trajectory models for strokes, and the experimental  
475 results demonstrated the efficiency of the proposed DE-based learning system,  
which discovered the optima in just 2,000 generations. In addition, the writing  
performance was stable without any incorrect trajectories generated. Last but  
not least, the learning curve of the proposed approach is very deep, witnessed  
by some reasonable results generated in the first 200 generations. Furthermore,  
480 another potential reason that the proposed framework showed high efficiency is  
the lower dimension of the trajectory parameters. However, if we use non-linear  
representations with high dimensional data to replace our current trajectory  
model, our DE-base optimization process is still available and might still per-  
form the high-efficiency characteristic; in addition, several other heuristic search  
485 algorithms that are good at large scale data, such as Competitive Swarm Opti-  
mizer (CSO) [40], can be also introduced into our framework.

## 5. Conclusion

This paper presented a new learning framework for calligraphy robots to  
autonomously learn to write Chinese strokes. The proposed framework used  
490 CAE to build the mechanism to evaluate the quality of strokes and applied DE  
to automatically develop writing trajectory models for strokes. The proposed  
system is driven by data, and thus it is robust and of wider applicability. The  
proposed system was evaluated using a dataset with nine strokes; the writing  
results show that the robot powered by the proposed system successfully learned  
495 the ability to write high quality and diverse strokes.

There is still room to improve this work. We believe that multivariate nor-  
mal distributions can be applied as a simpler representation mechanism for the

trajectory generative model used in this approach; therefore, due to the artificial neural network's better representational ability of multivariate normal distributions, we will focus on incorporate neural networks into the trajectory generative model in future. In addition, the current stroke writing system learns Chinese strokes only; however, we will further develop the system to write complete Chinese characters. Third, the proposed algorithm ignored the trajectory writing order of the sampling points, further efforts will focus on this.

### 505 **Acknowledgment**

The authors are very grateful to the anonymous reviewers for their constructive comments which have helped significantly in revising this work. This work was supported by the National Natural Science Foundation of China (No.61673322, 61673326, and 91746103), the Fundamental Research Funds for the Central Universities (No. 20720190142), Natural Science Foundation of Fujian Province of China (No. 2017J01128 and 2017J01129), and the European Union's Horizon 2020 research and innovation programme under the Marie Skłodowska-Curie grant agreement (No. 663830).

### **References**

- 515 [1] J. H. M. Lam, Y. Yam, Stroke trajectory generation experiment for a robotic Chinese calligrapher using a geometric brush footprint model, in: IEEE/RSJ International Conference on Intelligent Robots and Systems, 2009, pp. 2315–2320. doi:10.1109/IR0S.2009.5354709.
- [2] Y. Sun, H. Qian, Y. Xu, A geometric approach to stroke extraction for the Chinese calligraphy robot, in: IEEE International Conference on Robotics and Automation, 2014, pp. 3207–3212. doi:10.1109/ICRA.2014.6907320.
- 520 [3] Y. Sun, H. Qian, Y. Xu, Robot learns Chinese calligraphy from demonstrations, in: IEEE/RSJ International Conference on Intelligent Robots and Systems, 2014, pp. 4408–4413. doi:10.1109/IR0S.2014.6943186.

- 525 [4] B. Zhao, M. Yang, H. Pan, Q. Zhu, J. Tao, Nonrigid point matching of Chinese characters for robot writing, in: IEEE International Conference on Robotics and Biomimetics, 2017, pp. 762–767. doi:10.1109/robio.2017.8324509.
- [5] F. Chao, Y. Huang, C. Lin, L. Yang, H. Hu, C. Zhou, Use of automatic  
530 Chinese character decomposition and human gestures for chinese calligraphy robots, IEEE Transactions on Human-Machine Systems 49 (1) (2019) 47–58. doi:10.1109/THMS.2018.2882485.
- [6] N. Huebel, E. Mueggler, M. Waibel, R. Dandrea, Towards robotic calligraphy, in: IEEE/RSJ International Conference on Intelligent Robots and  
535 Systems, 2012, pp. 5165–5166. doi:10.1109/IROS.2012.6386275.
- [7] F. Chao, Y. Huang, X. Zhang, C. Shang, L. Yang, C. Zhou, H. Hu, C. Lin, A robot calligraphy system: From simple to complex writing by human gestures, Engineering Applications of Artificial Intelligence 59 (2017) 1–14. doi:10.1016/j.engappai.2016.12.006.
- 540 [8] Z. Ju, X. Ji, J. Li, H. Liu, An integrative framework of human hand gesture segmentation for humanrobot interaction, IEEE Systems Journal 11 (3) (2017) 1326–1336. doi:10.1109/JSYST.2015.2468231.
- [9] D. Chen, G. Li, Y. Sun, J. Kong, G. Jiang, H. Tang, Z. Ju, H. Yu, H. Liu, An interactive image segmentation method in hand gesture recognition,  
545 Sensors 17 (2).
- [10] F. Yao, G. Shao, J. Yi, Extracting the trajectory of writing brush in Chinese character calligraphy, Engineering Applications of Artificial Intelligence 17 (6) (2004) 631–644. doi:10.1016/j.engappai.2004.08.008.
- 550 [11] F. Yao, G. Shao, J. Yi, Trajectory generation of the writing brush for a robot arm to inherit block style Chinese character calligraphy techniques, Advanced Robotics 18 (3) (2004) 331–356. doi:10.1163/156855304322972477.

- [12] K. W. Kwok, S. M. Wong, K. W. Lo, Y. Yam, Genetic algorithm-based brush stroke generation for replication of Chinese calligraphic character, in: IEEE International Conference on Evolutionary Computation, 2006, pp. 1057–1064. doi:10.1109/CEC.2006.1688426.
- [13] S. Mueller, N. Huebel, M. Waibel, R. Dandrea, Robotic calligraphy - learning how to write single strokes of Chinese and Japanese characters, in: IEEE/RSJ International Conference on Intelligent Robots and Systems, 2013, pp. 1734–1739. doi:10.1109/IRoS.2013.6696583.
- [14] W. Li, Y. Song, C. Zhou, Computationally evaluating and synthesizing Chinese calligraphy, *Neurocomputing* 135 (2014) 299–305. doi:10.1016/j.neucom.2013.12.013.
- [15] M. Wang, Q. Fu, X. Wang, Z. Wu, M. Zhou, Evaluation of Chinese calligraphy by using dbsc vectorization and icp algorithm, *Mathematical Problems in Engineering* 2016 (2016) 1–11. doi:10.1155/2016/4845092.
- [16] Z. Ma, J. Su, Aesthetics evaluation for robotic Chinese calligraphy, *IEEE Transactions on Cognitive and Developmental Systems* 9 (1) (2017) 80–90. doi:10.1109/TCDS.2016.2645598.
- [17] F. Chao, J. Lv, D. Zhou, L. Yang, C.-M. Lin, C. Shang, C. Zhou, Generative adversarial nets in robotic Chinese calligraphy, in: 2018 IEEE International Conference on Robotics and Automation, 2018, pp. 1104–1110.
- [18] J. Masci, U. Meier, D. C. Ciresan, J. Schmidhuber, Stacked convolutional auto-encoders for hierarchical feature extraction, in: International Conference on Artificial Neural Networks, 2011, pp. 52–59. doi:10.1007/978-3-642-21735-7\_7.
- [19] T. Salimans, J. Ho, X. Chen, I. Sutskever, Evolution strategies as a scalable alternative to reinforcement learning, *arXiv: Machine Learning* (2017) 1–13.  
URL <https://arxiv.org/pdf/1703.03864>

- [20] F. P. Such, V. Madhavan, E. Conti, J. Lehman, K. O. Stanley, J. Clune, Deep neuroevolution: Genetic algorithms are a competitive alternative for training deep neural networks for reinforcement learning., arXiv: Neural and Evolutionary Computing (2017) 1–16.  
585 URL <https://arxiv.org/abs/1712.06567>
- [21] H. Li, Q. Zhang, J. Deng, Biased multiobjective optimization and decomposition algorithm, *IEEE Transactions on Cybernetics* 47 (1) (2017) 52–66. doi:10.1109/TCYB.2015.2507366.
- [22] X. Ma, Q. Zhang, G. Tian, J. Yang, Z. Zhu, On tchebycheff decomposition approaches for multiobjective evolutionary optimization, *IEEE*  
590 *Transactions on Evolutionary Computation* 22 (2) (2018) 226–244. doi:10.1109/TEVC.2017.2704118.
- [23] Y. Zhou, Y. Xiang, Z. Chen, J. He, J. Wang, A scalar projection and angle-based evolutionary algorithm for many-objective optimization problems,  
595 *IEEE Transactions on Cybernetics* (2018) 1–12doi:10.1109/TCYB.2018.2819360.
- [24] R. Storn, K. V. Price, Differential evolution - a simple and efficient heuristic for global optimization over continuous spaces, *Journal of Global Optimization* 11 (4) (1997) 341–359. doi:10.1023/A:1008202821328.
- 600 [25] K. Price, R. M. Storn, J. A. Lampinen, *Differential Evolution: A Practical Approach to Global Optimization (Natural Computing Series)*, Springer-Verlag New York, Inc., 2005.
- [26] S. Das, P. N. Suganthan, Differential evolution: A survey of the state-of-the-art, *IEEE Transactions on Evolutionary Computation* 15 (1) (2011)  
605 4–31. doi:10.1109/TEVC.2010.2059031.
- [27] S. Das, S. S. Mullick, P. N. Suganthan, Recent advances in differential evolution - an updated survey, *Swarm and evolutionary computation* 27 (2016) 1–30. doi:10.1016/j.swevo.2016.01.004.



- [28] V. A. Knyaz, O. V. Vygolov, V. V. Kniaz, Y. Vizilter, V. Gorbatshevich,  
610 T. Luhmann, N. Conen, Deep learning of convolutional auto-encoder for  
image matching and 3d object reconstruction in the infrared range, in:  
IEEE International Conference on Computer Vision Workshop, 2017, pp.  
2155–2164. doi:10.1109/iccvw.2017.252.
- [29] W. Luo, J. Li, J. Yang, W. Xu, J. Zhang, Convolutional sparse autoen-  
615 coders for image classification, IEEE Transactions on Neural Networks and  
Learning Systems (2017) 1–6. doi:10.1109/TNNLS.2017.2712793.
- [30] M. Ribeiro, A. E. Lazzaretti, H. S. Lopes, A study of deep convolutional  
auto-encoders for anomaly detection in videos, Pattern Recognition Letters  
105 (2017) 13–22. doi:10.1016/j.patrec.2017.07.016.
- [31] H. Huang, X. Hu, Y. Zhao, M. Makkie, Q. Dong, S. Zhao, L. Guo,  
620 T. Liu, Modeling task fmri data via deep convolutional autoencoder, IEEE  
Transactions on Medical Imaging (2017) 411–424. doi:10.1109/TMI.2017.  
2715285.
- [32] H. Li, Q. Zhang, Q. Chen, L. Zhang, Y. Jiao, Multiobjective differential  
625 evolution algorithm based on decomposition for a type of multiobjective  
bilevel programming problems, Knowledge Based Systems 107 (2016) 271–  
288. doi:10.1016/j.knosys.2016.06.018.
- [33] M. Z. Ali, N. H. Awad, P. N. Suganthan, R. G. Reynolds, A mod-  
630 ified cultural algorithm with a balanced performance for the differen-  
tial evolution frameworks, Knowledge Based Systems 111 (2016) 73–86.  
doi:10.1016/j.knosys.2016.08.005.
- [34] H. Shao, H. Jiang, F. Wang, H. Zhao, An enhancement deep feature fusion  
method for rotating machinery fault diagnosis, Knowledge Based Systems  
119 (2017) 200–220. doi:10.1016/j.knosys.2016.12.012.
- [35] E. Hancer, B. Xue, M. Zhang, Differential evolution for filter feature selec-  
635

tion based on information theory and feature ranking, Knowledge Based Systems 140 (2018) 103–119. doi:10.1016/j.knosys.2017.10.028.

[36] Z. Li, Q. Zhang, A simple yet efficient evolution strategy for large-scale black-box optimization, IEEE Transactions on Evolutionary Computation 22 (5) (2018) 637–646. doi:10.1109/TEVC.2017.2765682.

[37] D. P. Kingma, J. Ba, Adam: A method for stochastic optimization, International Conference on Learning Representations (2015) 1–15.  
URL <https://arxiv.org/abs/1412.6980>

[38] J. Ye, Cosine similarity measures for intuitionistic fuzzy sets and their applications, Mathematical and Computer Modelling 53 (1) (2011) 91 – 97. doi:<https://doi.org/10.1016/j.mcm.2010.07.022>.  
URL <http://www.sciencedirect.com/science/article/pii/S0895717710003651>

[39] Z. Lian, B. Zhao, J. Xiao, Automatic generation of large-scale handwriting fonts via style learning, in: SIGGRAPH ASIA 2016 Technical Briefs, 2016, p. 12. doi:10.1145/3005358.3005371.

[40] R. Cheng, Y. Jin, A competitive swarm optimizer for large scale optimization, IEEE Transactions on Cybernetics 45 (2) (2015) 191–204. doi:10.1109/TCYB.2014.2322602.