

This is a repository copy of *Femtosecond laser-heating effect on the magnetization dynamics in perpendicularly magnetized Ta/CoFeB/MgO film*.

White Rose Research Online URL for this paper:  
<https://eprints.whiterose.ac.uk/161855/>

Version: Published Version

---

**Article:**

Liu, Bo, Yang, Long, Ruan, Xuezhong et al. (5 more authors) (2019) Femtosecond laser-heating effect on the magnetization dynamics in perpendicularly magnetized Ta/CoFeB/MgO film. *New Journal of Physics*. 053032. ISSN 1367-2630

<https://doi.org/10.1088/1367-2630/ab1fac>

---

**Reuse**

This article is distributed under the terms of the Creative Commons Attribution (CC BY) licence. This licence allows you to distribute, remix, tweak, and build upon the work, even commercially, as long as you credit the authors for the original work. More information and the full terms of the licence here:  
<https://creativecommons.org/licenses/>

**Takedown**

If you consider content in White Rose Research Online to be in breach of UK law, please notify us by emailing [eprints@whiterose.ac.uk](mailto:eprints@whiterose.ac.uk) including the URL of the record and the reason for the withdrawal request.

PAPER • OPEN ACCESS

## Femtosecond laser-heating effect on the magnetization dynamics in perpendicularly magnetized Ta/CoFeB/MgO film

To cite this article: Bo Liu *et al* 2019 *New J. Phys.* **21** 053032

View the [article online](#) for updates and enhancements.

### Recent citations

- [Large anisotropy of magnetic damping in ultrathin epitaxial Fe/GaAs \(0 0 1\) film](#)  
Long Yang *et al*



## PAPER

## Femtosecond laser-heating effect on the magnetization dynamics in perpendicularly magnetized Ta/CoFeB/MgO film

## OPEN ACCESS

## RECEIVED

2 December 2018

## REVISED

17 April 2019

## ACCEPTED FOR PUBLICATION

7 May 2019

## PUBLISHED

29 May 2019

Original content from this work may be used under the terms of the [Creative Commons Attribution 3.0 licence](#).

Any further distribution of this work must maintain attribution to the author(s) and the title of the work, journal citation and DOI.



Bo Liu<sup>1</sup>, Long Yang<sup>1</sup>, Xuezhong Ruan<sup>1,5</sup>, Jian-Wang Cai<sup>2,5</sup>, Liang He<sup>1</sup>, Hao Meng<sup>3</sup>, Jing Wu<sup>4</sup> and Yongbing Xu<sup>1,4,5</sup>

<sup>1</sup> Jiangsu Provincial Key Laboratory of Advanced Photonic and Electronic Materials, School of Electronic Science and Engineering, Nanjing University, Nanjing 210093, People's Republic of China

<sup>2</sup> Beijing National Laboratory for Condensed Matter Physics, Institute of Physics, Chinese Academy of Sciences, Beijing 100190, People's Republic of China

<sup>3</sup> Zhejiang Hikstor Technology CO., LTD, Hangzhou 311300, People's Republic of China

<sup>4</sup> York-Nanjing Joint Centre (YNJC) for Spintronics, Department of Electronics and Physics, The University of York, York YO10 5DD, United Kingdom

<sup>5</sup> Authors to whom any correspondence should be addressed.

E-mail: [xzruan@nju.edu.cn](mailto:xzruan@nju.edu.cn), [jwcai@aphy.iphy.ac.cn](mailto:jwcai@aphy.iphy.ac.cn) and [ybxu@nju.edu.cn](mailto:ybxu@nju.edu.cn)

**Keywords:** Gilbert damping, time-resolved MOKE, perpendicular magnetic anisotropy, laser-heating

Supplementary material for this article is available [online](#)

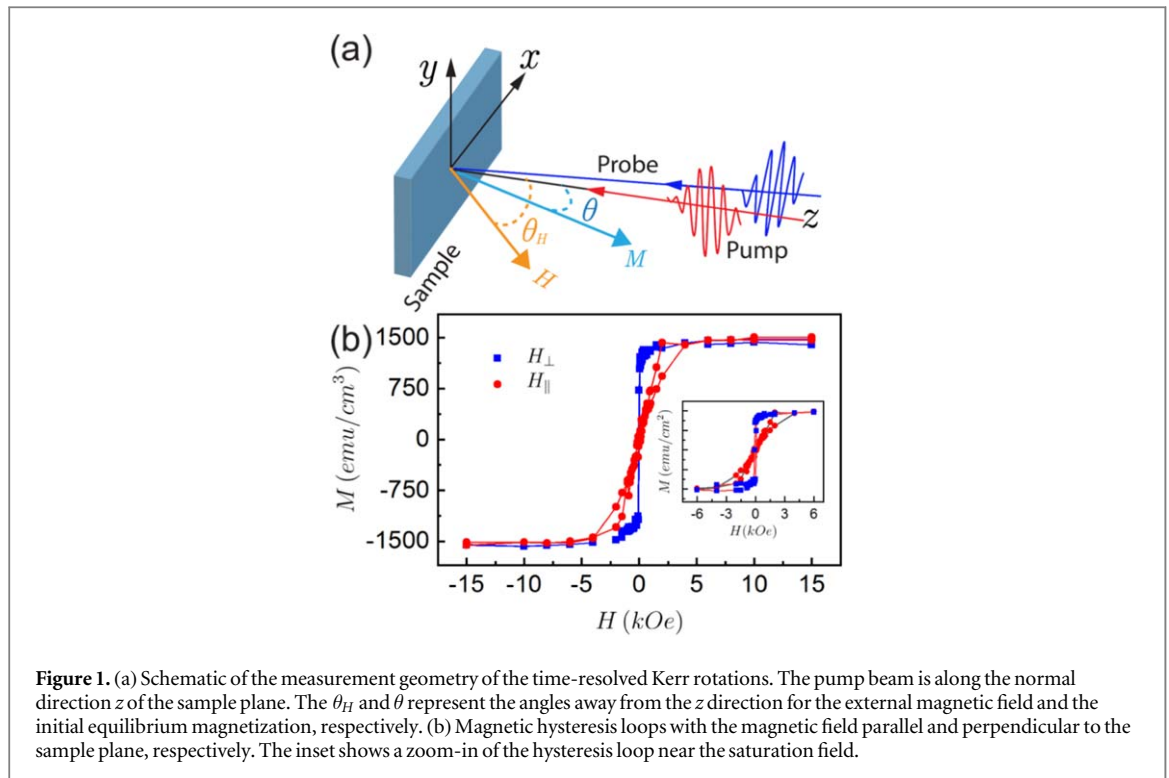
## Abstract

We have studied the effect of ultrafast laser-heating on the magnetization dynamics of perpendicularly magnetized CoFeB film by means of the time-resolved magneto-optical Kerr rotation effect. The effective perpendicular magnetic anisotropy field  $H_K$  is significantly decreased with enhancing the pump laser-fluence in a moderate range of 5–12 mJ cm<sup>-2</sup>. The Gilbert damping, however, is found to be independent of the pump fluence. These findings provide a new method of separately manipulating the Gilbert damping and perpendicular magnetic anisotropy.

## 1. Introduction

The magnetic films with perpendicular magnetic anisotropy (PMA) are the promising candidates in the application of the next-generation, high-density magnetic information storage technology due to their high thermal stability. One of the prevailing magnetic random access memories (MRAM) is switched by spin transfer torque (STT) due to its good down-scalability [1, 2]. With STT, the critical current density for magnetization switching in the case of perpendicular magnetized magnetic tunneling junctions (MTJs) is directly proportional to the Gilbert damping constant and PMA. This proportionality shows that a balance between the thermal stability and writability of magnetization is required. Therefore, materials with large PMA and weak Gilbert damping are preferred. The CoFeB/MgO/CoFeB MTJ with PMA is extensively investigated due to its high tunneling magnetoresistance ratio [3]. However, from a physical point of view, magnetic anisotropy and Gilbert damping both arise from the same origin, namely the spin-orbit coupling, as evidenced by previous results [4, 5]. Usually, materials with large PMA exhibit large damping values such as Co/Pt multilayers [6] and CoCrPt alloys [7].

At the same time, the PMA and the Gilbert damping can also be influenced by various other factors, such as capping layer, [8–10] annealing temperature, [11, 12] element compositions, [5, 13, 14] and film thickness [15, 16]. For instance, Liu *et al* [10] observed a 35% increase in PMA by replacing the Ta buffer layer, with Devolder *et al* [17] reported that, similar to the annealing effect, the effective anisotropy field increased in proportion to the irradiation fluence of light ions, while the Gilbert damping constant was almost invariant. These studies suggest that there is a possibility of tuning the anisotropy and damping constant in a separate way. In the practical application of STT-MRAM, the magnetization switching generally takes place within a timescale of nanoseconds (ns) and thermal effect arising from the writing current is inevitably introduced into a given device. It remains an open question that how the transient thermal effect influences the anisotropy and Gilbert



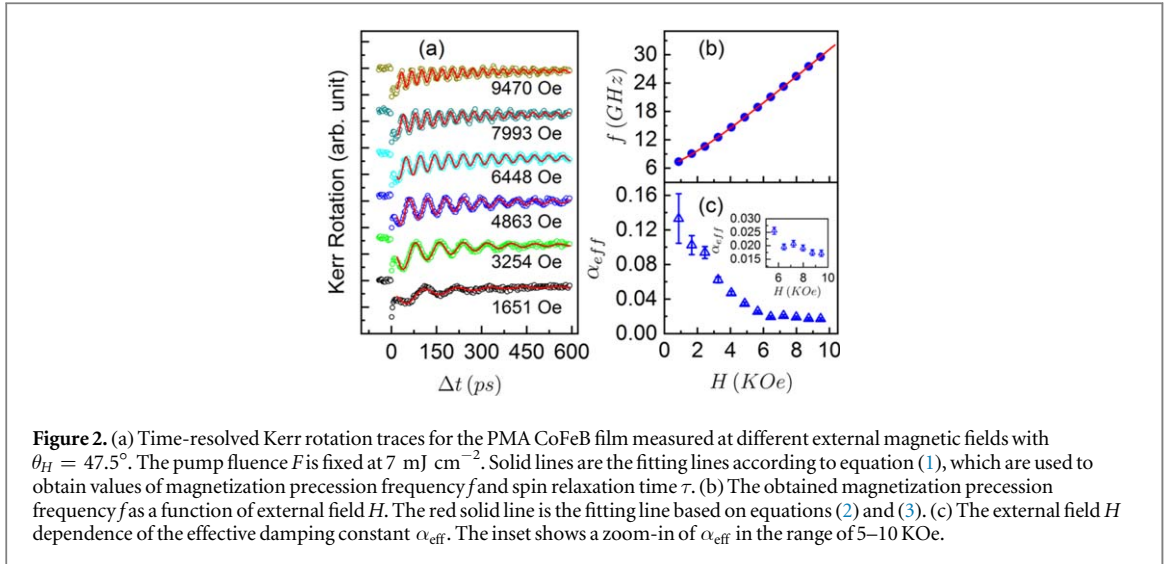
**Figure 1.** (a) Schematic of the measurement geometry of the time-resolved Kerr rotations. The pump beam is along the normal direction  $z$  of the sample plane. The  $\theta_H$  and  $\theta$  represent the angles away from the  $z$  direction for the external magnetic field and the initial equilibrium magnetization, respectively. (b) Magnetic hysteresis loops with the magnetic field parallel and perpendicular to the sample plane, respectively. The inset shows a zoom-in of the hysteresis loop near the saturation field.

damping. It has been previously reported that the damping constants in ferromagnetic thin films with in-plane magnetic anisotropy can be transiently enhanced by increasing the fluence of femtosecond laser-pulses [18, 19]. The results showed that the transient thermal effect induced by the ultrafast laser-pulses within the ns timescale plays an important role in transiently manipulating damping parameter. However, studies of transiently tailoring the PMA and Gilbert damping by this kind of thermal effect are still lacking. In this letter, we report the effect of transient laser heating on the magnetic anisotropy and Gilbert damping in perpendicularly magnetized Ta/CoFeB/MgO film by using the time-resolved magneto-optical Kerr effect (TRMOKE) techniques. The effective perpendicular anisotropy field  $H_K$  has been found to be strongly dependent on the fluence of the ultrafast laser-pulses. The Gilbert damping, however, remains stable within a pump fluence range of 5–12 mJ cm<sup>-2</sup> where the saturation magnetization remains constant.

## 2. Experimental methods

The sample was prepared by using the magnetron sputtering method with a base pressure of 10<sup>-5</sup> Pa. After the sample was deposited, a post-annealing process at 300 °C was performed. Further growth information can be found in our previous paper [20]. The stacking structure is Si substrate/Ta(5 nm)/Co<sub>40</sub>Fe<sub>40</sub>B<sub>20</sub>(1 nm)/MgO(3 nm)/Ta(5 nm). The numbers in brackets represent film thickness. The magnetization dynamics was measured using the TRMOKE at room temperature. In our measurements, the laser pulses were generated by a Ti:sapphire regenerative amplifier with a central wavelength of 800 nm, a repetition rate of 1 kHz, and a pulse duration of ~50 fs. The output of the amplifier was divided into two beams. One was used as the pump beam and the other was frequency-doubled (3.1 eV) as the probe beam. The spot diameters of the pump and probe beams focused onto the sample are ~500 and 200 μm, respectively.

Figure 1(a) shows the experimental geometry employed in our measurements. The pump beam is incident normally and the incident angle of probe beam is ~5° with respect to the normal direction of the sample. The applied magnetic field  $H$  is along the direction of  $\theta_H = 47.5^\circ$ . Figure 1 (b) shows the hysteresis loops with the magnetic field parallel and perpendicular to the film plane. These magnetization curves were measured by a quantum design superconducting quantum interference device. The saturation magnetization  $M_s$  is around 1500 emu/cc, which coincides with other results [21, 22]. The experimental  $H_K$  is approximately 3 kOe obtained from the closed area between the in-plane and out-of-plane hysteresis loops.



### 3. Results and discussions

Figure 2(a) shows the Kerr rotations of the CoFeB film as a function of the time-delay  $\Delta t$ , which were measured at the pump fluence of  $7 \text{ mJ cm}^{-2}$  under different magnetic fields. The instantaneous decrease of Kerr signal at  $\Delta t = 0 \text{ ps}$  is characterized as the ultrafast demagnetization [23]. This ultrafast demagnetization behavior modifies the effective magnetic anisotropy field within a few ps and thus triggers a magnetization precession which last for hundreds of ps. The oscillations shown in figure 2(a) correspond to the magnetization precession that strongly depends on the external field  $H$ . In addition, the measured data of Kerr rotations also include a non-oscillating component, which can be described by a single-exponential function. Thus, the experimental Kerr dynamics can be modeled as the following equation [24]:

$$\Delta\theta/\theta \sim a \exp(-t/\tau) \cos(2\pi ft + \phi) + b \exp(-vt), \quad (1)$$

where  $a$ ,  $\tau$ ,  $f$ ,  $\phi$  are the initial amplitude, spin relaxation time, precessional frequency and phase, respectively.  $b$  is the background amplitude and  $v$  is the recovery rate of the magnetization. In figure 2(a), the red solid lines are the fitting results. The extracted parameter of precession frequency  $f$  is plotted in figure 2(b) as a function of  $H$ . We reproduce  $f$  using the following equations as used in previous results [25, 26]:

$$f = (\gamma/2\pi) \sqrt{H_1 H_2} \quad (2)$$

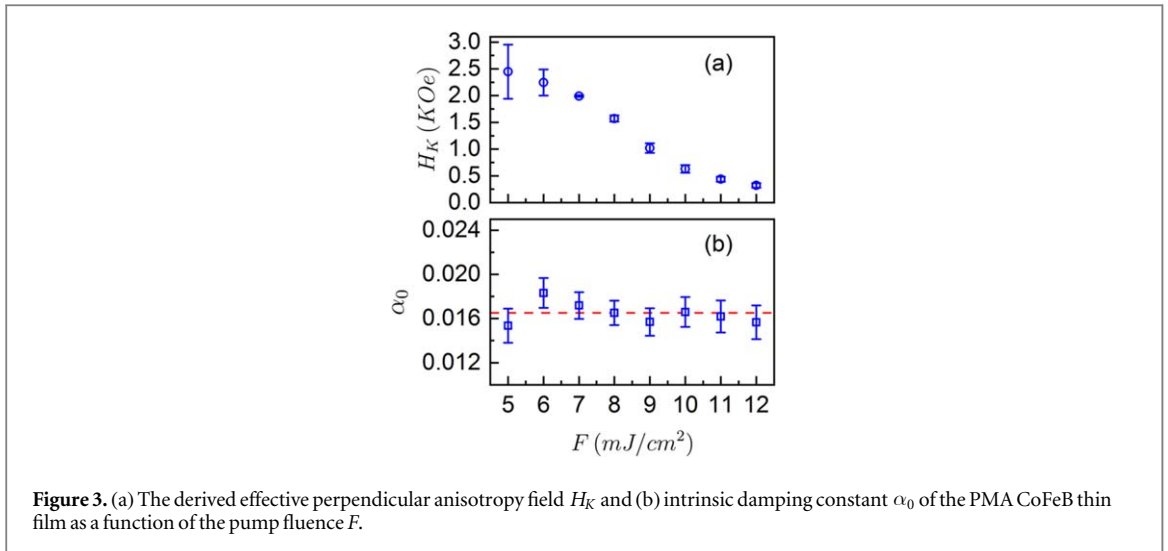
with  $H_1 = H \cos(\theta_H - \theta) + H_K \cos^2 \theta$  and  $H_2 = H \cos(\theta_H - \theta) + H_K \cos 2\theta$ . Here,  $\gamma$  is the gyromagnetic ratio defined as  $\gamma = g\mu_B/\hbar$ , where  $g$ ,  $\mu_B$  and  $\hbar$  are the Lande's  $g$ -factor, Bohr magneton, and the reduced Planck's constant, respectively. The  $H_K$  here equals  $2K_U/M_S - 4\pi M_S$ , where  $K_U$  is the uniaxial magnetic anisotropy constant. The equilibrium magnetization angle  $\theta$  is calculated by the equation:

$$\sin 2\theta = (2H/H_K) \sin(\theta_H - \theta). \quad (3)$$

The value of  $H_K = 2 \text{ kOe}$  at  $7 \text{ mJ cm}^{-2}$  is obtained by fitting the extracted precession frequencies  $f$  in figure 2(b) with the equation (2). The solid line in figure 2(b) is the fitting curve. In figure 2(c), the effective damping constant  $\alpha_{\text{eff}}$ , defined as  $\alpha_{\text{eff}} = 1/2\pi f\tau$ , is calculated using the fitted values of  $f$  and  $\tau$ . The  $\alpha_{\text{eff}}$  shows an obvious dependence on magnetic field, reaching its minimum at the highest field of 9600 Oe. The  $\alpha_{\text{eff}}$  values under high fields suppress the extrinsic contributions such as the inhomogeneous anisotropy and thus approximately equals the intrinsic  $\alpha_0$  [5, 26]. Here, we treat the  $\alpha_{\text{eff}}$  at the highest field of 9600 Oe as the intrinsic damping constant  $\alpha_0$ .

To study the femtosecond laser-heating effect on the  $\alpha_0$  and  $H_K$  in our PMA film, we performed systematic measurements of time-resolved Kerr rotation as a function of magnetic fields under different pump fluences, where the  $H_K$  and  $\alpha_0$  can be derived. The raw data of fluence-dependent Kerr rotations in the supplementary material (SM) is available online at [stacks.iop.org/NJP/21/053032/mmedia](https://stacks.iop.org/NJP/21/053032/mmedia). The upper threshold of pump fluence is carefully checked to assure the magnetization dynamics are reversible as the pump fluence is tuned back to the lowest value. Thus, within the pump fluence range of 5–12  $\text{mJ cm}^{-2}$ , the CoFeB film is protected from degradation. The average heating effect from the pump pulses can be ignored by measuring the magnetization at  $\Delta t = -6 \text{ ps}$  with and without the pump beam (see figure S4 in the supporting information).

Figures 3(a) and (b) show the derived  $H_K$  and  $\alpha_0$  values as a function of pump influence  $F$ , respectively. The  $\alpha_0$  of 0.0165 is found to be independent of  $F$  while the  $H_K$  is monotonously decreased from  $2.4 \pm 0.5$  to



**Figure 3.** (a) The derived effective perpendicular anisotropy field  $H_K$  and (b) intrinsic damping constant  $\alpha_0$  of the PMA CoFeB thin film as a function of the pump fluence  $F$ .

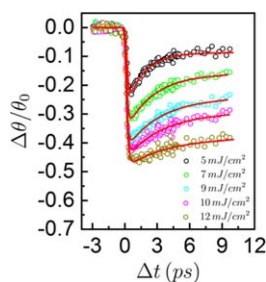
$0.32 \pm 0.04$  kOe with the increase of  $F$ . Throughout the transient magnetization precession process, both  $M_S$  and  $K_U$  are changing. However, in comparison with  $M_S$ , the reduction of  $K_U$  should contribute to the decrease of  $H_K$ . Because, according to the definition of  $H_K$  mentioned above, if the reduction of  $M_S$  is dominant, the resultant  $H_K$  would increase. This contradicts the obtained results. In addition, as shown in previous results [18, 19], the variation of  $M_S$  is negligible for analyzing the pump-fluence dependence of the effective magnetic anisotropic field. Therefore, the PMA  $K_U$  is proportional to  $H_K$ . The pump fluence dependent results of  $K_U$  and  $\alpha_0$  demonstrate that the perpendicular interfacial anisotropy can be varied independently with damping constant. Such a separate tunability cannot be simultaneously achieved in most cases [27, 28] because ferromagnetic materials with large anisotropy constant usually have large damping factor due to spin–orbital coupling (SOC).

For better understanding the behavior of  $H_K$  and  $\alpha_0$  in the PMA CoFeB thin film under different pump irradiation fluences, we provide a possible explanation for the irrelevance between  $\alpha_0$  and  $H_K$ . As demonstrated in our previous work of 10 nm CoFeB film with in-plane anisotropy [19], the  $\alpha_0$  increased with the increase of  $F$  while the effective demagnetization field remained constant. The enhancement of  $\alpha_0$  upon laser heating is attributed to the transient rising values of  $T/T_C$ . Here  $T$  is the electronic temperature and  $T_C$  means Curie temperature. However, in the case of 1 nm thick CoFeB film, besides the similar electron temperature rise under different pump fluences, the interfacial effect has to be taken into consideration. The origin of PMA for the 1 nm CoFeB film is attributed to the hybridization of Fe and oxygen's orbitals at the CoFeB/MgO interface due to the interfacial SOC [29, 30]. As a consequence, the decrease of PMA as increasing the pump fluence indicates the loss of interfacial SOC. We attribute this reduction of interfacial SOC to the transient thermal effect induced by the pulsed laser excitations. Similar quenching of PMA caused by high temperature was also reported in previous works [31]. Based on the discussions above, in the PMA CoFeB film, both the interfacial SOC and the  $T/T_C$  ratio are obviously modulated by the thermal effect caused by the pulsed laser. These two factors should be responsible for the different behaviors of  $H_K$  and  $\alpha_0$  of the 1 nm thin film case.

Before showing how the two factors lead to our experimental results, it is essential to approximately quantify the transient thermal effect. Illuminated by the laser pulses of different fluence, the corresponding equilibrium temperatures of the sample was estimated to be  $\sim 815$ – $1310$  K. The temperatures were obtained according to the ratios of the reduced magnetic order  $\Delta\theta/\theta_0$  at  $\Delta t = 5$  ps (see figure 4) as well as the published M–T curves [32]. Here, we used the values of  $\Delta\theta/\theta_0$  at 5 ps because at this time-delay the thermal equilibrium among electron, spin and lattice subsystems usually has been reached. The detailed information of the temperature estimation is given in the supplementary material (SM). Since the temperatures raised by the laser pulses in both the 10 and 1 nm thick CoFeB films are in the same order of magnitude, we expect a similar increase of damping constant in the 1 nm film due to the rising values of  $T/T_C$ . We denote this damping term that increases with the increase of pump fluences as  $\alpha_{\text{ratio}}$ . The damping term  $\alpha_{\text{ratio}}$  originates from the bulk properties of the film. As a consequence, to assure the fluence-independent nature of  $\alpha_0$ , another damping parameter is required to compensate the increase of  $\alpha_{\text{ratio}}$ .

Considering the proportional correlation between the SOC and damping parameter, it is reasonable to define a damping term  $\alpha_{\text{inter}}$  that arises from the interfacial SOC. As also recently demonstrated by Okada *et al* [35], the interfacial PMA is found to be correlated with the Gilbert damping manifested by monitoring the ferromagnetic resonance linewidths with varying temperatures and sample thickness. According to the





**Figure 4.** The normalized pump-induced Kerr rotations of CoFeB thin film measured at different pump fluences. An external field of 100 Oe is applied with  $\theta_H = 0^\circ$ . The red solid lines are the fitting lines and the details of fitting procedure are given in SM. The fitting equation is from previously published [33, 34].

discussions above, both the interfacial damping term  $\alpha_{\text{inter}}$  and the bulk damping term  $\alpha_{\text{ratio}}$  contribute to the total intrinsic damping constant  $\alpha_0$ , namely  $\alpha_0 = \alpha_{\text{inter}} + \alpha_{\text{ratio}}$ . Therefore, we think that upon strengthening the transient thermal effect the decreasing trend of  $\alpha_{\text{inter}}$  compensates the enhancement of  $\alpha_{\text{ratio}}$ , leading to the stabilization of  $\alpha_0$  within the measured pump fluence range.

#### 4. Conclusion

In conclusion, the femtosecond laser-heating effect on the magnetization dynamics in the perpendicularly magnetized CoFeB film is investigated by the TRMOKE techniques. The equilibrium temperature of the CoFeB film with PMA is quantitatively scaled from 815 to 1310 K in the pump fluence range of 5–12 mJ cm<sup>-2</sup>. Within such a high temperature regime, the effective perpendicular anisotropy field decreases with increasing the pump fluence while the Gilbert damping constant remains stable. The possible reasons for fluence-independent behavior of  $\alpha_0$  are discussed in terms of the interfacial SOC and electronic temperature. Our finding provides an approach for controlling separately the perpendicular anisotropy field and the damping constant, which is critical for achieving the best performance of STT-MRAM devices.

#### Acknowledgments

This work is supported by National Key Research and Development Program of China (Grant No. 2016YFA0300803), the National Natural Science Foundation of China (Grant No. 61427812, 11774160, 11574137, 51871236) and the Fundamental Research Funds for the Central Universities (021014380113). The authors also would like to thank the supports from the Collaborative Innovation Center of Solid State Lighting and Energy-saving Electronics and the Program for high-level Entrepreneurial and Innovative Talent Introduction, Jiangsu Province.

#### ORCID iDs

Bo Liu  <https://orcid.org/0000-0003-0349-9233>

#### References

- [1] Seki T, Mitani S, Yakushiji K and Takanashi K 2006 Spin-polarized current-induced magnetization reversal in perpendicularly magnetized L10-FePt layers *Appl. Phys. Lett.* **88** 172504
- [2] Je S-G et al 2018 Spin-orbit torque-induced switching in ferrimagnetic alloys: experiments and modeling *Appl. Phys. Lett.* **112** 062401
- [3] Gan H D, Sato H, Yamanouchi M, Ikeda S, Miura K, Koizumi R, Matsukura F and Ohno H 2011 Origin of the collapse of tunnel magnetoresistance at high annealing temperature in CoFeB/MgO perpendicular magnetic tunnel junctions *Appl. Phys. Lett.* **99** 252507
- [4] Shaw J M, Nembach H T and Silva T J 2014 Resolving the controversy of a possible relationship between perpendicular magnetic anisotropy and the magnetic damping parameter *Appl. Phys. Lett.* **105** 062406
- [5] He P, Ma X, Zhang J W, Zhao H B, Lupke G, Shi Z and Zhou S M 2013 Quadratic scaling of intrinsic Gilbert damping with spin-orbital coupling in L10 FePdPt films: experiments and *ab initio* calculations *Phys. Rev. Lett.* **110** 077203
- [6] Barman A, Wang S, Hellwig O, Berger A, Fullerton E E and Schmidt H 2007 Ultrafast magnetization dynamics in high perpendicular anisotropy [Co/Pt]<sub>n</sub> multilayers *J. Appl. Phys.* **101** 09D102–4
- [7] Mizukami S, Watanabe D, Kubota T, Zhang X M, Naganuma H, Oogane M, Ando Y and Miyazaki T 2010 Laser-induced fast magnetization precession and Gilbert damping for CoCrPt alloy thin films with perpendicular magnetic anisotropy *Appl. Phys. Express* **3** 123001

- [8] Natarajarithnam A, Tadisina Z R, Mewes T, Watts S, Chen E and Gupta S 2012 Influence of capping layers on CoFeB anisotropy and damping *J. Appl. Phys.* **112** 053909
- [9] Oh Y-W, Lee K-D, Jeong J-R and Park B-G 2014 Interfacial perpendicular magnetic anisotropy in CoFeB/MgO structure with various underlayers *J. Appl. Phys.* **115** 17C724
- [10] Liu T, Cai J W and Sun L 2012 Large enhanced perpendicular magnetic anisotropy in CoFeB/MgO system with the typical Ta buffer replaced by an Hf layer *AIP Adv.* **2** 032151-8
- [11] Iihama S, Mizukami S, Naganuma H, Oogane M, Ando Y and Miyazaki T 2014 Gilbert damping constants of Ta/CoFeB/MgO(Ta) thin films measured by optical detection of precessional magnetization dynamics *Phys. Rev. B* **89** 174416
- [12] Conca A, Papaioannou E T, Klingler S, Greser J, Sebastian T, Leven B, Lösch J and Hillebrands B 2014 Annealing influence on the Gilbert damping parameter and the exchange constant of CoFeB thin films *Appl. Phys. Lett.* **104** 182407
- [13] Lee H, Wang Y H A, Mewes C K A, Butler W H, Mewes T, Maat S, York B, Carey M J and Childress J R 2009 Magnetization relaxation and structure of CoFeGe alloys *Appl. Phys. Lett.* **95** 082502
- [14] Devolder T, Ducrot P H, Adam J P, Barisic I, Vernier N, Kim J-V, Ockert B and Ravelosona D 2013 Damping of Co xFe 80-xB 20ultrathin films with perpendicular magnetic anisotropy *Appl. Phys. Lett.* **102** 022407
- [15] Schellekens A J, Deen L, Wang D, Kohlhepp J T, Swagten H and Koopmans B 2013 Determining the Gilbert damping in perpendicularly magnetized Pt/Co/AIO<sub>x</sub> films *Appl. Phys. Lett.* **102** 082405
- [16] Dieny B and Chshiev M 2017 Perpendicular magnetic anisotropy at transition metal/oxide interfaces and applications *Rev. Mod. Phys.* **89** 025008
- [17] Devolder T, Barisic I, Eimer S, Garcia K, Adam J P, Ockert B and Ravelosona D 2013 Irradiation-induced tailoring of the magnetism of CoFeB/MgO ultrathin films *J. Appl. Phys.* **113** 203912-5
- [18] Sucheta M and Anjan B 2018 Laser controlled spin dynamics of ferromagnetic thin film from femtosecond to nanosecond timescale *Phys. Rev. Appl.* **10** 054037
- [19] Liu B, Ruan X, Wu Z, Tu H, Du J, Wu J, Lu X, He L, Zhang R and Xu Y 2016 Transient enhancement of magnetization damping in CoFeB film via pulsed laser excitation *Appl. Phys. Lett.* **109** 042401
- [20] Liu B et al 2018 The effect of growth sequence on magnetization damping in Ta/CoFeB/MgO structures *J. Magn. Magn. Mater.* **450** 65-9
- [21] Sinha J, Gruber M, Kodzuka M, Ohkubo T, Mitani S, Hono K and Hayashi M 2015 Influence of boron diffusion on the perpendicular magnetic anisotropy in Ta vertical bar CoFeB vertical bar MgO ultrathin films *J. Appl. Phys.* **117** 043913
- [22] Liu T, Zhang Y, Cai J W and Pan H Y 2014 Thermally robust Mo/CoFeB/MgO trilayers with strong perpendicular magnetic anisotropy *Sci. Rep.* **4** 5895
- [23] Beaurepaire E, Merle J C, Daunois A and Bigot J Y 1996 Ultrafast spin dynamics in ferromagnetic nickel *Phys. Rev. Lett.* **76** 4250-3
- [24] Mizukami S, Sajitha E P, Watanabe D, Wu F, Miyazaki T, Naganuma H, Oogane M and Ando Y 2010 Gilbert damping in perpendicularly magnetized Pt/Co/Pt films investigated by all-optical pump-probe technique *Appl. Phys. Lett.* **96** 152502
- [25] Mizukami S, Wu F, Sakuma A, Walowski J, Watanabe D, Kubota T, Zhang X, Naganuma H, Oogane M and Ando Y 2011 Long-lived ultrafast spin precession in manganese alloys films with a large perpendicular magnetic anisotropy *Phys. Rev. Lett.* **106** 117201
- [26] Takahashi Y K et al 2017 Increased magnetic damping in ultrathin films of Co<sub>2</sub>FeAl with perpendicular anisotropy *Appl. Phys. Lett.* **110** 252409
- [27] Pal S, Rana B, Hellwig O, Thomson T and Barman A 2011 Tunable magnonic frequency and damping in [Co/Pd]<sub>8</sub> multilayers with variable Co layer thickness *Appl. Phys. Lett.* **98** 082501
- [28] Song H-S, Lee K-D, Sohn J-W, Yang S-H, Parkin S S P, You C-Y and Shin S-C 2013 Relationship between Gilbert damping and magneto-crystalline anisotropy in a Ti-buffered Co/Ni multilayer system *Appl. Phys. Lett.* **103** 022406
- [29] Yang H X, Chshiev M, Dieny B, Lee J H, Manchon A and Shin K H 2011 First-principles investigation of the very large perpendicular magnetic anisotropy at Fe|MgO and Co|MgO interfaces *Phys. Rev. B* **84** 565
- [30] Ikeda S, Miura K, Yamamoto H, Mizunuma K, Gan H D, Endo M, Kanai S, Hayakawa J, Matsukura F and Ohno H 2010 A perpendicular-anisotropy CoFeB-MgO magnetic tunnel junction *Nat. Mater.* **9** 721-4
- [31] Garreau G, Beaurepaire E, Farle M and Kappler J P 1997 Second- and fourth-order anisotropy constants near the spin reorientation transition in Co/Ho thin films *Europhys. Lett.* **39** 557-62
- [32] Hickel T, Grabowski B, Körmann F and Neugebauer J 2012 Advancing density functional theory to finite temperatures: methods and applications in steel design *J. Phys.: Condens. Matter* **24** 053202
- [33] Zhang W, He W, Zhang X-Q, Cheng Z-H, Teng J and Fähnle M 2017 Unifying ultrafast demagnetization and intrinsic Gilbert damping in Co/Ni bilayers with electronic relaxation near the Fermi surface *Phys. Rev. B* **96** 259-7
- [34] Dalla Longa F, Kohlhepp J T, de Jonge W J M and Koopmans B 2007 Influence of photon angular momentum on ultrafast demagnetization in nickel *Phys. Rev. B* **75** 224431
- [35] Okada A et al 2017 Magnetization dynamics and its scattering mechanism in thin CoFeB films with interfacial anisotropy *Proc. Natl Acad. Sci. USA* **114** 3815-20