



PUBLISHED FOR SISSA BY SPRINGER

RECEIVED: August 3, 2018

ACCEPTED: December 19, 2018

PUBLISHED: January 7, 2019

Search for heavy resonances decaying into two Higgs bosons or into a Higgs boson and a W or Z boson in proton-proton collisions at 13 TeV



The CMS collaboration

E-mail: cms-publication-committee-chair@cern.ch

ABSTRACT: A search is presented for massive narrow resonances decaying either into two Higgs bosons, or into a Higgs boson and a W or Z boson. The decay channels considered are $HH \rightarrow b\bar{b}\tau^+\tau^-$ and $VH \rightarrow q\bar{q}\tau^+\tau^-$, where H denotes the Higgs boson, and V denotes the W or Z boson. This analysis is based on a data sample of proton-proton collisions collected at a center-of-mass energy of 13 TeV by the CMS Collaboration, corresponding to an integrated luminosity of 35.9 fb^{-1} . For the TeV-scale mass resonances considered, substructure techniques provide ways to differentiate among the hadronization products from vector boson decays to quarks, Higgs boson decays to bottom quarks, and quark- or gluon-induced jets. Reconstruction techniques are used that have been specifically optimized to select events in which the tau lepton pair is highly boosted. The observed data are consistent with standard model expectations and upper limits are set at 95% confidence level on the product of cross section and branching fraction for resonance masses between 0.9 and 4.0 TeV. Exclusion limits are set in the context of bulk radion and graviton models: spin-0 radion resonances are excluded below a mass of 2.7 TeV at 95% confidence level. In the spin-1 heavy vector triplet framework, mass-degenerate W' and Z' resonances with dominant couplings to the standard model gauge bosons are excluded below a mass of 2.8 TeV at 95% confidence level. These are the first limits for massive resonances at the TeV scale with these decay channels at $\sqrt{s} = 13 \text{ TeV}$.

KEYWORDS: Beyond Standard Model, Hadron-Hadron scattering (experiments), Higgs physics

ARXIV EPRINT: [1808.01365](https://arxiv.org/abs/1808.01365)

Contents

1	Introduction	1
2	The CMS detector	3
3	Data sample and simulation	3
4	Event reconstruction	3
5	Event selection	6
6	Background estimation	7
7	Systematic uncertainties	12
8	Results	15
9	Summary	16
	The CMS collaboration	23

1 Introduction

Heavy resonances that decay to HH, VV, or VH, where H denotes the Higgs boson, and V denotes a W or Z boson, are motivated by theories beyond the standard model (SM) that address the large difference between the electroweak and gravitational scales. These heavy particles arise as Kaluza-Klein (KK) excitations of spin-0 radions [1–3], and as spin-2 gravitons predicted in models based on Randall-Sundrum warped extra dimensions [4, 5], with the gravitons propagating in the entire five-dimensional bulk [6–8]. Heavy spin-1 W' and Z' particles that decay to VV and VH are also postulated in composite Higgs models [9–12], little Higgs models [13, 14], and in the sequential SM (SSM) [15]. The models containing new spin-1 states are generalized in the heavy vector triplet (HVT) framework [16]. All of the new hypothetical particles with spins of 0, 1, or 2 can be produced at the CERN LHC, via the processes depicted in the Feynman diagrams of figure 1.

The bulk graviton model has two free parameters: the mass of the first KK excitation of the spin-2 boson, denoted as the KK bulk graviton, and the ratio $\tilde{k} \equiv k/\overline{M}_{\text{Pl}}$, where k is the unknown curvature scale of the extra dimension and $\overline{M}_{\text{Pl}} \equiv M_{\text{Pl}}/\sqrt{8\pi}$ is the reduced Planck mass. Searches for radions in this model can be described in terms of the radion mass and the ultraviolet cutoff of the theory Λ_{R} [17]. The HVT model is formulated in terms of four parameters: the mass of the new vector bosons, their coupling coefficient to fermions c_{F} , their coupling coefficient to the Higgs boson and longitudinally-polarized SM

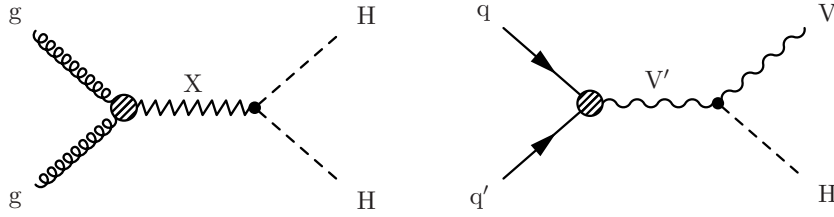


Figure 1. Feynman diagrams for the production of a spin-0 radion or a spin-2 graviton X that decays to two Higgs bosons (left), and the production of a heavy vector boson V' (W' or Z') that decays to a vector boson and a Higgs boson (right).

vector bosons c_H , and the strength of the new vector boson interaction g_V . In the HVT framework two scenarios are considered and henceforth referred to as model A and model B, depending on the couplings of the new physics resonance to the SM particles. In model A ($g_V = 1$, $c_H = -0.556$, $c_F = -1.316$), the coupling strengths to the SM bosons and fermions are comparable and the new particles decay primarily to fermions. In model B ($g_V = 3$, $c_H = -0.976$, $c_F = 1.024$), the coupling to the SM fermions are small, and the branching fraction of the new resonance to SM bosons is nearly 100% [16]. Searches for diboson resonances have previously been performed in several final states, placing lower limits on the masses of such resonances above the TeV scale [18–33].

This paper presents a search for resonances with masses above 900 GeV decaying into HH or VH . The final states analyzed are $HH \rightarrow b\bar{b}\tau^+\tau^-$ and $VH \rightarrow q\bar{q}\tau^+\tau^-$. Events are classified as “semileptonic”, denoted as $\ell\tau_h$, if one τ lepton decays into a lighter lepton (ℓ), denoting either a muon or an electron, and two neutrinos, and the other decays hadronically (τ_h) into hadrons and a neutrino. Events are categorized as “fully-hadronic”, denoted as $\tau_h\tau_h$, if both τ leptons decay hadronically. The analysis aims to reconstruct the diboson decay products in order to search for a narrow local enhancement in the diboson invariant mass spectrum with a width insignificant with respect to the experimental resolution. This search complements and significantly extends the reach of the CMS search for $ZH \rightarrow q\bar{q}\tau^+\tau^-$ resonances with data collected at $\sqrt{s} = 8$ TeV [34], by using a larger data sample collected at $\sqrt{s} = 13$ TeV, a more complex categorization of the final states, and an increased number of signal models. Resonances of masses below the TeV scale have been excluded by other searches in similar final states [35, 36].

Since the resonances under study have masses of the order of a few TeV, the bosons resulting from their decays have transverse momenta (p_T) of at least several hundred GeV. As a consequence, the final decay products are collimated such that the hadronically decaying bosons cannot be resolved using standard jet algorithms. Dedicated techniques, called V tagging and H tagging, are applied to exploit the substructure of these large-cone jets to resolve the hadronically decaying vector and Higgs bosons.

For the Higgs boson decaying to a pair of τ leptons, the decay products are also close in angular separation. The τ lepton reconstruction and identification techniques described in ref. [34] are therefore adopted to achieve optimal signal significance for this particular event topology.

2 The CMS detector

The central feature of the CMS apparatus is a superconducting solenoid of 6 m internal diameter, providing a magnetic field of 3.8 T. Within the solenoid volume are a silicon pixel and strip tracker, a lead tungstate crystal electromagnetic calorimeter (ECAL), and a brass and scintillator hadron calorimeter (HCAL), each composed of a barrel and two endcap sections. Forward calorimeters extend the pseudorapidity (η) coverage provided by the barrel and endcap detectors. Muons are measured in gas-ionization detectors embedded in the steel flux-return yoke outside the solenoid. The CMS two-level trigger system [37] reduces the event rate from the bunch crossing rate of 40 MHz down to around 1 kHz for data storage.

A more detailed description of the CMS detector, together with a definition of the coordinate system used and the kinematic variables, can be found in ref. [38].

3 Data sample and simulation

The data sample analyzed in this search corresponds to an integrated luminosity of 35.9 fb^{-1} , collected in 13 TeV proton-proton collisions with the CMS detector during the 2016 data taking period. The signal processes $pp \rightarrow X \rightarrow VH \rightarrow q\bar{q}\tau^+\tau^-$ and $pp \rightarrow X \rightarrow HH \rightarrow b\bar{b}\tau^+\tau^-$ are simulated at leading order (LO) using the MADGRAPH5_aMC@NLO v2.2.2 [39] Monte Carlo (MC) event generator, for resonance masses between 900 and 4000 GeV, where the Higgs boson is forced to decay to τ pairs and the other boson to a pair of quarks. The signal processes where $pp \rightarrow X \rightarrow HH \rightarrow b\bar{b}VV$ and $pp \rightarrow X \rightarrow VH \rightarrow q\bar{q}VV$ are also considered, in which $VV \rightarrow 2\ell 2\nu$ or $2\tau 2\nu$, as they can yield final states similar to those of the primary signal process. The natural width of the resonance is assumed to be smaller than the experimental resolution of its reconstructed mass, as consistent with the benchmark radion, graviton and HVT models.

The SM background processes are generated using MC simulation. The $Z/\gamma^* + \text{jets}$ events and the $W + \text{jets}$ events are simulated at LO with the MADGRAPH5_aMC@NLO generator. The POWHEG v2 generator is used to simulate $t\bar{t}$ and single top quark production at next-to-leading order [40–43]. The LO PYTHIA 8.205 [44] generator is used for SM diboson (WW , WZ , or ZZ) and multijet events. For all signal and background samples, showering and hadronization are modeled using PYTHIA, τ lepton decays are described using TAUOLA 1.1.5 [45], and the response of the detector is simulated using GEANT4 [46]. Additional collisions in the same or adjacent bunch crossings (pileup) are superimposed onto the hard scattering processes, with the pileup vertex multiplicity distribution adjusted to match that of data.

4 Event reconstruction

The particle flow (PF) event algorithm [47] reconstructs and identifies each individual particle through an optimized combination of information from the various elements of the CMS detector. The energy of each electron is determined from the electron momentum as

determined by the tracker, the energy of the corresponding ECAL cluster, and the energy sum of all bremsstrahlung photons spatially compatible with originating from the electron track. The energies of muons are obtained from the curvature of the corresponding tracks. The energies of charged hadrons are determined from a combination of their momentum measured in the tracker and the matching ECAL and HCAL energy deposits, corrected for zero-suppression effects and for the response function of the calorimeters to hadronic showers. Finally, the energies of neutral hadrons are obtained from the corresponding corrected ECAL and HCAL energies.

The identified particles are clustered into jets using the anti- k_T algorithm [48], implemented in the FASTJET package [49]. Two distance parameters are used in the analysis, 0.4 and 0.8, yielding jet collections referred to as AK4 and AK8 jets, respectively. The AK4 jets are used primarily to reject or select events with top quarks, while the larger AK8 jets are used to identify and contain hadronically decaying W, Z, and Higgs boson candidates. The charged-hadron subtraction (CHS) algorithm for mitigating pileup [47] discards charged particles not originating from the primary vertex (PV). The PV is defined as the vertex with the largest p_T^2 sum of the physics objects. Here, the physics objects are the AK4 jets, and the associated missing transverse momentum, which is taken as the negative vector sum of the p_T of the jets. The residual contamination from neutral pileup particles is estimated to be proportional to the event energy density and the jet area, and is removed from the jet energy calculation. The jet momentum is determined as the vectorial sum of all particle momenta in the jet, and is found from simulation to be within 5 to 10% of the true momentum over the entire p_T spectrum and detector acceptance. Jet energy corrections are obtained from simulation, and are confirmed with in situ measurements of the energy balance in dijet, multijet, γ +jets, and leptonically decaying Z+jets events [50]. Additional selection criteria are applied to each event to remove spurious jet-like features originating from isolated noise patterns in certain HCAL regions [51]. The AK4 and AK8 jets must have $p_T > 20$ and $p_T > 200$ GeV, respectively, and $|\eta| < 2.4$ to be considered in the subsequent steps of the analysis.

To determine the jet mass and the substructure variables used in the identification of the hadronic decays of bosons, the so-called pileup per particle identification (PUPPI) algorithm [52] is applied to AK8 jets, instead of the CHS algorithm, to retain better stability of the substructure variables in events with a large amount of pileup. The PUPPI algorithm uses the local distribution of particles, event-pileup properties, and tracking information to compute a weight describing the likelihood for each particle to originate from a pileup interaction. The weights are used to rescale the particle four-momenta, superseding the need for further jet-based corrections. These particles are subsequently clustered with the anti- k_T algorithm with a distance parameter of 0.8, and then matched to the CHS AK8 jets described above used for the kinematic selections.

Subsequently, the soft-drop algorithm [53, 54], designed to remove contributions from soft radiation, is applied to the AK8 PUPPI jets. The soft-drop jet mass m_j is defined as the invariant mass associated with the four-momentum of the soft-drop jet. Dedicated mass corrections, derived from data in a region enriched with $t\bar{t}$ events containing merged hadronic W decays, are applied to m_j to remove any dependence on jet p_T , and to match the jet mass and resolution observed in data. After the application of these corrections, the $W(q\bar{q})$ jet mass resolution is measured to be 10% in the jet p_T range considered.

The two-prong hadronic decays of W and Z boson candidates are used to discriminate against jets initiated from single quarks and gluons. The constituents of the jet are clustered again using the k_T algorithm [48], and the procedure is stopped when N subjets are obtained. Subsequently, the N-subjettiness as defined in ref. [55] is calculated on the PUPPI-corrected jet for the one and two-subjet hypotheses as

$$\tau_N = \frac{1}{d_0} \sum_k p_{T,k} \min(\Delta R_{1,k}, \Delta R_{2,k}, \dots, \Delta R_{N,k}). \quad (4.1)$$

The normalization factor is given by the factor $d_0 = \sum_k p_{T,k} R_0$, where R_0 is the radius of the original jet, the index k increments over the jet constituents, and $\Delta R_{J,k} = \sqrt{(\Delta\eta_{J,k})^2 + (\Delta\phi_{J,k})^2}$ are the angular distances in terms of the differences in η and azimuth (ϕ) calculated between the k th jet constituent and the axes of the J th subjet. Small values of the ratio of 2-subjettiness to 1-subjettiness, $\tau_{21} = \tau_2/\tau_1$, correspond to a high compatibility with the hypothesis that the jet is produced by two partons from the decay of a massive object, rather than arising from a single parton. The efficiency of the τ_{21} selection is measured from data in a $t\bar{t}$ -enriched sample [56].

Jets originating from the dominant $b\bar{b}$ decays of Higgs bosons are likely to have two displaced vertices because of the long lifetime and large mass of the b quarks. Following the procedure above, jet clustering using the anti- k_T algorithm is halted when two subjets are identified. The inclusive, combined secondary-vertex b tagging algorithm [57] is applied to the two subjets, which are considered as b-tagged if they pass a working point that provides a misidentification rate of $\approx 10\%$ while maintaining an 85% efficiency. To remove backgrounds containing top quark decays, events with AK4 jets that do not overlap with the AK8 jet are subjected to a veto based on the same b tagging algorithm, but with a working point corresponding to an efficiency of $\approx 70\%$ for identifying B hadrons and a $\approx 1\%$ misidentification rate. The ratio of the b tagging efficiency determined from data and simulation is used as a scale factor to correct the simulated events.

A dedicated algorithm is used to reconstruct Higgs bosons decaying to one or two τ_h candidates [58]. The procedure begins by using the Cambridge-Aachen algorithm [59] with a distance parameter of 0.8 to identify jets with a large cone size, called CA8 jets. For each CA8 jet with $p_T > 100$ GeV, the last step of the clustering is retracted, obtaining two subjets. If these subjets are found to have $p_T > 10$ GeV and satisfy the mass drop condition, which requires $\max(m_{\text{subjet1}}, m_{\text{subjet2}})/m_{\text{CA8jet}} < 2/3$, the two subjets are used as seeds in the standard τ lepton reconstruction and the “hadron-plus-strips” algorithm [60] is applied to them to identify τ_h candidates. If the p_T and mass drop conditions are not met, the unclustering and identification procedures are repeated (iteratively) for the most energetic subjet. The τ_h candidates selected through the hadron-plus-strips algorithm are then required to have $|\eta| < 2.3$ and $p_T > 20$ GeV, and to satisfy a multivariate-discriminator threshold, obtained using a boosted decision tree technique [61]. This algorithm is trained to discriminate between genuine τ_h and generic jets, using variables related to energy deposits and track impact parameters that are correlated with the τ lepton lifetime. If no τ_h candidates are identified with this method, then the procedure is repeated using AK4 jets as seeds, with similar selection requirements. The τ_h candidate of highest p_T is

required to satisfy an isolation requirement that corresponds to a 50–60% efficiency in the considered topology. If two τ_h candidates are identified, as in the $\tau_h\tau_h$ channel, the isolation requirement on the τ_h of second highest p_T is relaxed to achieve a 70–80% efficiency. The probability to misidentify a CA8 jet as an $H \rightarrow \tau^+\tau^-$ decay is below 0.1%, after these selection criteria.

Electrons are reconstructed in the region $|\eta| < 2.5$ by matching energy deposits in the ECAL with tracks reconstructed in the tracker [62]. Electron identification is based on the distribution of energy deposited along the electron trajectory and the direction and momentum of the track in the inner tracker. Additional requirements are applied to remove electrons produced through photon conversions. Electrons are also required to be isolated from other particles in the detector, by imposing an upper threshold on the isolation parameter. The electron isolation parameter is defined as the magnitude of the p_T sum of all the PF candidates (excluding the electron) within $\Delta R < 0.3$ around the electron direction, after the contributions from pileup and particles associated with reconstructed τ_h candidates within the isolation cone are removed.

Muons are reconstructed within the acceptance of the CMS muon system, $|\eta| < 2.4$, using information from both the muon spectrometer and the silicon tracker [63]. Muon candidates are identified based on the compatibility of tracks reconstructed in the silicon tracker with tracks reconstructed from a combination of hits in both the tracker and the muon detector. In addition, the trajectory is required to be compatible with originating from the primary vertex, and to have a sufficient number of hits in the tracker and muon systems. Muons are required to be isolated by imposing a limit on the magnitude of the p_T sum of all the PF candidates (excluding the muon) within $\Delta R < 0.4$ around the muon direction, after the contributions particles associated with reconstructed τ_h candidates within the isolation cone are removed.

The missing transverse momentum vector \vec{p}_T^{miss} is defined as the negative vectorial sum of the momenta of all PF candidates associated with the primary vertex projected onto the plane perpendicular to the beam direction. The missing transverse momentum p_T^{miss} is defined as the magnitude of \vec{p}_T^{miss} . The observable H_T^{miss} is defined as the magnitude of the vectorial p_T sum of all AK4 jets with $p_T > 30$ GeV and $|\eta| < 3.0$.

5 Event selection

Events are selected using a set of triggers that require p_T^{miss} or H_T^{miss} larger than 90 GeV, in combination with additional trigger requirements, such as the presence of a jet with $p_T > 80$ GeV. The efficiency of the trigger for events subsequently satisfying the offline event selection, measured in an independent sample of events selected with muon triggers, is verified to be $> 95\%$, with an uncertainty of 2%.

All events are required to contain one Higgs boson candidate decaying to $\ell\tau_h$ or $\tau_h\tau_h$. The other boson candidate is reconstructed as a jet, using the same kinematic criteria in all categories. Its soft-drop jet mass must be in the interval of 65–135 GeV. If the mass is in the range 65–85 GeV, the candidate is classified as a W boson, if it is in the range 85–105 GeV it is classified as a Z boson, and if it is the range 105–135 GeV it is considered to be a Higgs bo-

son. To discriminate against backgrounds, the jets are required to have small values of τ_{21} , and events are divided into categories of high-purity (HP) if $\tau_{21} < 0.4$, and low-purity (LP) if $0.4 < \tau_{21} < 0.75$. A jet is V tagged if it fulfills the soft-drop jet mass and τ_{21} requirements. The normalization scale factors 0.99 ± 0.06 for the HP category and 0.96 ± 0.11 for the LP category [56] are applied to simulated events with genuine hadronic boson decays. Higgs boson jet candidates are classified according to the number of subjets (1 or 2) that pass the b tagging selection. Subjet b tagging is not used for jets compatible with W or Z candidates and no N-subjettiness requirement is applied to the Higgs boson candidate jet. If neither the N-subjettiness nor the b tagging requirements are satisfied, the event is discarded.

Events are divided into categories depending on the number of identified τ_h candidates (1 or 2), and on the classification of the large jet cone, i.e. either HP or LP in τ_{21} , or either 1 or 2 b-tagged subjets.

Since the undetected neutrinos carry a significant fraction of the momentum in the $\tau\tau$ system, signal events are expected to have a large \vec{p}_T^{miss} , thereby justifying the use of triggers that require large p_T^{miss} or H_T^{miss} . A stringent offline requirement of greater than 200 GeV is applied to the reconstructed p_T^{miss} , to ensure a stable trigger efficiency and to suppress the background contribution from multijet events. Events with top quark pairs or single top quarks are suppressed by removing events in which any AK4 jet not overlapping with the AK8 jet is b-tagged.

Several selection requirements are applied to remove SM backgrounds, such as meson and baryon resonances, Z+jets, W+jets and $t\bar{t}$ and single top quark production. The angular distance $\Delta R_{\tau\tau}$ should be smaller than 1.5, in order to reject W+jets events in which a jet misidentified as a τ lepton is typically spatially well-separated from the genuine lepton. To further increase the signal purity, the di-tau mass, as estimated from the SVFIT procedure [64–66], should be between 50 and 150 GeV. The SVFIT algorithm, based on a likelihood approach, estimates the di- τ system mass using the measured momenta of the visible decay products of both τ leptons, the reconstructed \vec{p}_T^{miss} , and the \vec{p}_T^{miss} resolution.

Finally, the resonance candidate mass m_X , defined as the invariant mass of the $H \rightarrow \tau\tau$ candidate and the hadronically decaying boson jet, is required to be larger than 750 GeV in order to ensure full trigger and reconstruction efficiencies.

After these selection requirements, the selection efficiency of a radion signal in the 1 and 2 b tag categories is 1–6% in the $\tau_h\tau_h$ channel, and 3–10% in the $\ell\tau_h$ channel, for low and high resonance masses, respectively. The efficiencies for a W' signal passing the V-tagging selection are 2–9% and 8–19% in the $\tau_h\tau_h$ and $\ell\tau_h$ channels, respectively. Events in which $H \rightarrow VV$ are found contribute up to an additional 20–30% of the total signal yield in the $\ell\tau_h$ channels, and less than 10% in the $\tau_h\tau_h$ channels.

6 Background estimation

The main sources of background originate from top quark pair production and from the production of a vector boson in association with jets (Z+jets and W+jets), while minor contributions arise from single top quark, diboson, and multijet production. These background

Channel	τ_{21} LP	τ_{21} HP	1 b-tagged subjet	2 b-tagged subjets
$\ell\tau_h$	0.96 ± 0.04	1.06 ± 0.06	1.00 ± 0.06	1.11 ± 0.15

Table 1. Normalization scale factors for top quark production for different event categories, depending on the V tagging and H tagging requirement applied. Uncertainties are due to the limited number of events in the control regions and the uncertainty in the b tagging efficiency.

contributions are split into either $t\bar{t}$ and single top quark production ($t\bar{t}$, t), or into V+jets production. The latter includes Z+jets and W+jets, multijet, and SM diboson production.

The shape of the distribution of the top quark pair and single top quark background is determined from simulation, while the normalization is determined from data through dedicated control regions that are enriched in top quark events. Control regions having a purity larger than 80% for top quarks are selected by inverting the b tag veto on the AK4 jets and tightening the b tagging criteria. Events are separated according to the requirements of large-cone jet identification. Data are found to be well-described by simulations in terms of the jet and dijet resonance-mass distributions. Multiplicative scale factors are used to correct for the difference in normalization of data and simulation in the control regions, after subtracting the other background contributions. Scale factors obtained in control regions of $\ell\tau_h$ events are applied also to the $\tau_h\tau_h$ channels, where there are fewer events. The normalization of top quark production processes in each region is also corrected using the scale factors reported in table 1.

The estimated contribution from V+jets backgrounds is based on data, in regions defined by applying the complete signal selection apart from the jet-mass requirements. Data are divided into the $\tau_h\tau_h$ and the $\ell\tau_h$ channels. Two jet-mass sidebands (SB) are defined with jet masses in the range of 30–65 GeV for the low sideband (LSB), or above 135 GeV for the high sideband (HSB), and used to predict the background contribution in the signal region (SR). Analytic functions are fitted to the simulated distributions of the jet mass, separately for V+jets and for top quark processes. The former is modeled by a third-order polynomial or an exponential convoluted with an error function, and the latter with a sum of one or two Gaussian functions to model the W and top quark distributions. The background model, composed of the sum of the functions modeling the two backgrounds, is fitted to the data in the jet mass sidebands. In this unbinned likelihood fit, only the V+jets distribution shape and normalization parameters are left free to float. The number of expected events in the SR is then obtained by integrating the background components in the jet mass window compatible with the signal hypothesis. An indicative fit is shown in figure 2 (left) for the HP τ_{21} category of $\ell\tau_h$ events. The procedure is repeated with an alternative function used for modeling the V+jets jet mass, with the observed difference in the normalization taken to be the associated systematic uncertainty. The expected number of background events in each signal region is reported in table 2.

The distribution of the V+jets background resonance mass (m_X) in the SR is estimated from the SBs through a transfer function $\alpha(m_X)$, which accounts for the small kinematical differences and the correlations involved in the interpolation from the SBs to the SR, and does not depend on the systematic uncertainties that affect the simulated V+jets spectra,

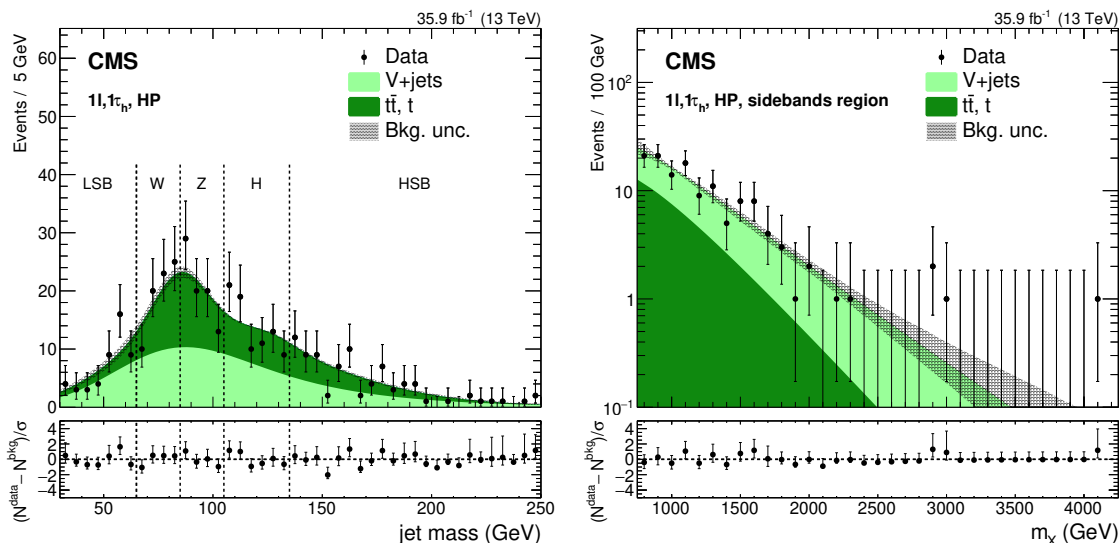


Figure 2. Soft-drop jet mass distribution in data in the HP $\ell\tau_h$ category, together with the background prediction (fitted to the data as explained in the text)(left). Spectrum of the resonance mass in data events in the SBs (right) used for the estimation of the V+jets distribution in the SR. The lower panels depict the pulls in each bin, $(N_{\text{data}} - N_{\text{bkg}})/\sigma$, where σ is the statistical uncertainty in data, as given by the Garwood interval [67].

since they cancel out in the ratio. The α function is determined from simulations as

$$\alpha(m_X) = \frac{N_{\text{SR}}^{\text{MC,V+jets}}(m_X)}{N_{\text{SB}}^{\text{MC,V+jets}}(m_X)}, \quad (6.1)$$

where $N_{\text{SR}}^{\text{MC,V+jets}}(m_X)$ and $N_{\text{SB}}^{\text{MC,V+jets}}(m_X)$ are analytic functions fitted to the simulated m_X distributions in the SR and SB regions, respectively. Depending on the category, the function can either be an exponential using one or two parameters, or a power law with one parameter. The distribution of the V+jets background in the SR is then estimated by fitting an analytic function to data in the SBs, after subtracting the top quark background estimated from simulation, and multiplying by the $\alpha(m_X)$ transfer function. The normalization of the V+jets is determined from the fit to the jet mass, as reported in table 2. The resonance mass distribution is shown in figure 2 (right) for $\ell\tau_h$ events in the HP category.

The overall background in the SR is then expected to be:

$$N_{\text{SR}}^{\text{data}}(m_X) = \alpha(m_X)[N_{\text{SB}}^{\text{data}} - N_{\text{SB}}^{\text{tt,t}}(m_X) + N_{\text{SR}}^{\text{tt,t}}(m_X)], \quad (6.2)$$

where $N_{\text{SB}}^{\text{tt,t}}$ and $N_{\text{SR}}^{\text{tt,t}}$ are the distributions for the top quark process in the SB and SR, respectively. The shape and the normalization of the distribution are fixed from simulation, with the latter corrected using the appropriate scale factors in table 1. The data in the SR and the background predictions before and after the fit in the SR are shown in figures 3 and 4.

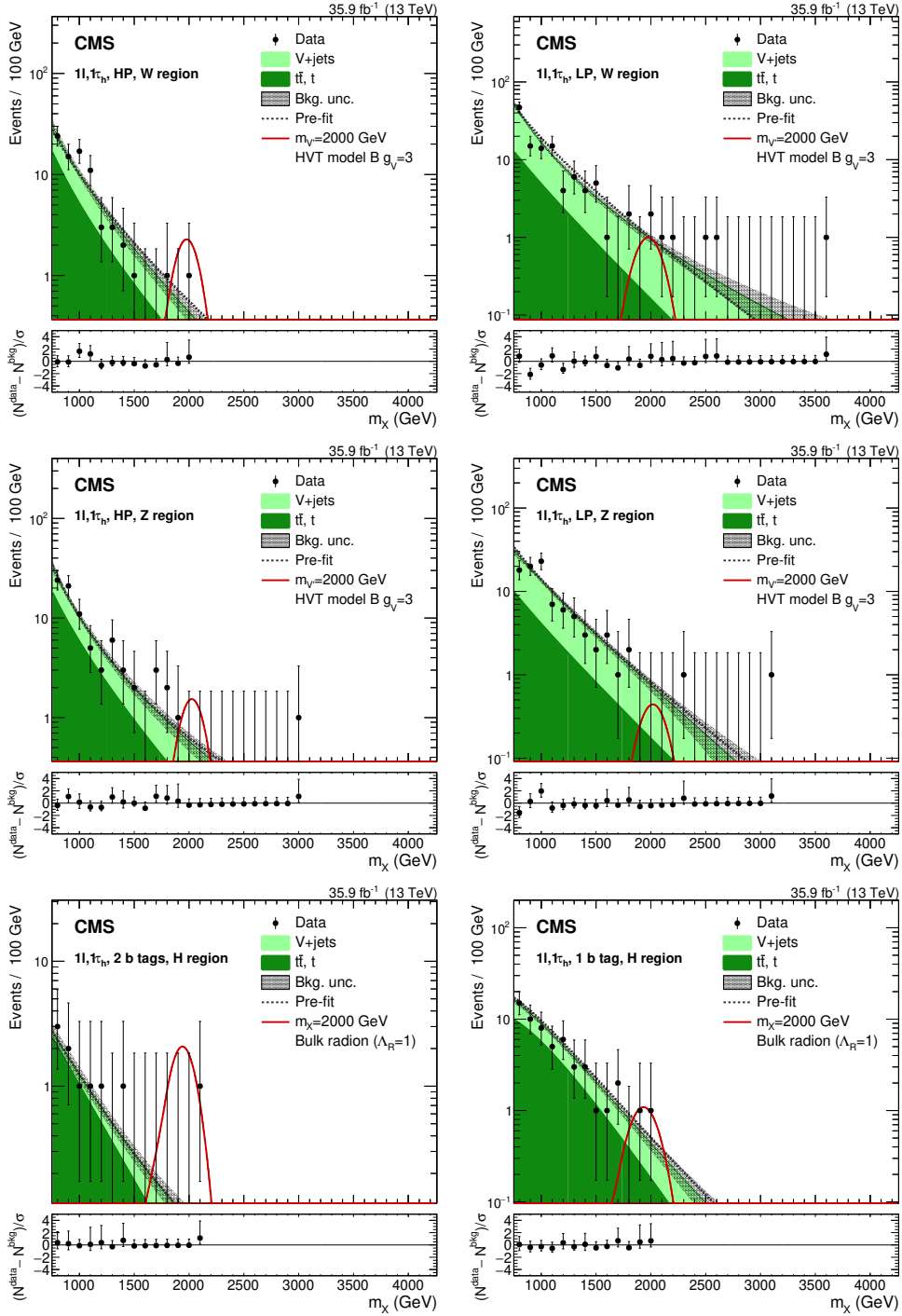


Figure 3. Data and expected backgrounds in the $\ell\tau_h$ channel. The W mass window is shown in the HP (upper left) and LP (upper right) categories, the Z mass window for the HP (middle left) and LP (middle right) categories, and the H mass window for the two b-tagged subjet (lower left) and one b-tagged subjet (lower right) categories. The lower panels depict the pulls in each bin, $(N_{\text{data}} - N_{\text{bkg}})/\sigma$, where σ is the statistical uncertainty in data, as given by the Garwood interval [67], and provide estimates of the goodness of fit. Signal contributions are shown, assuming benchmark HVT model B for the V' and $\Lambda_R = 1$ for the radion.

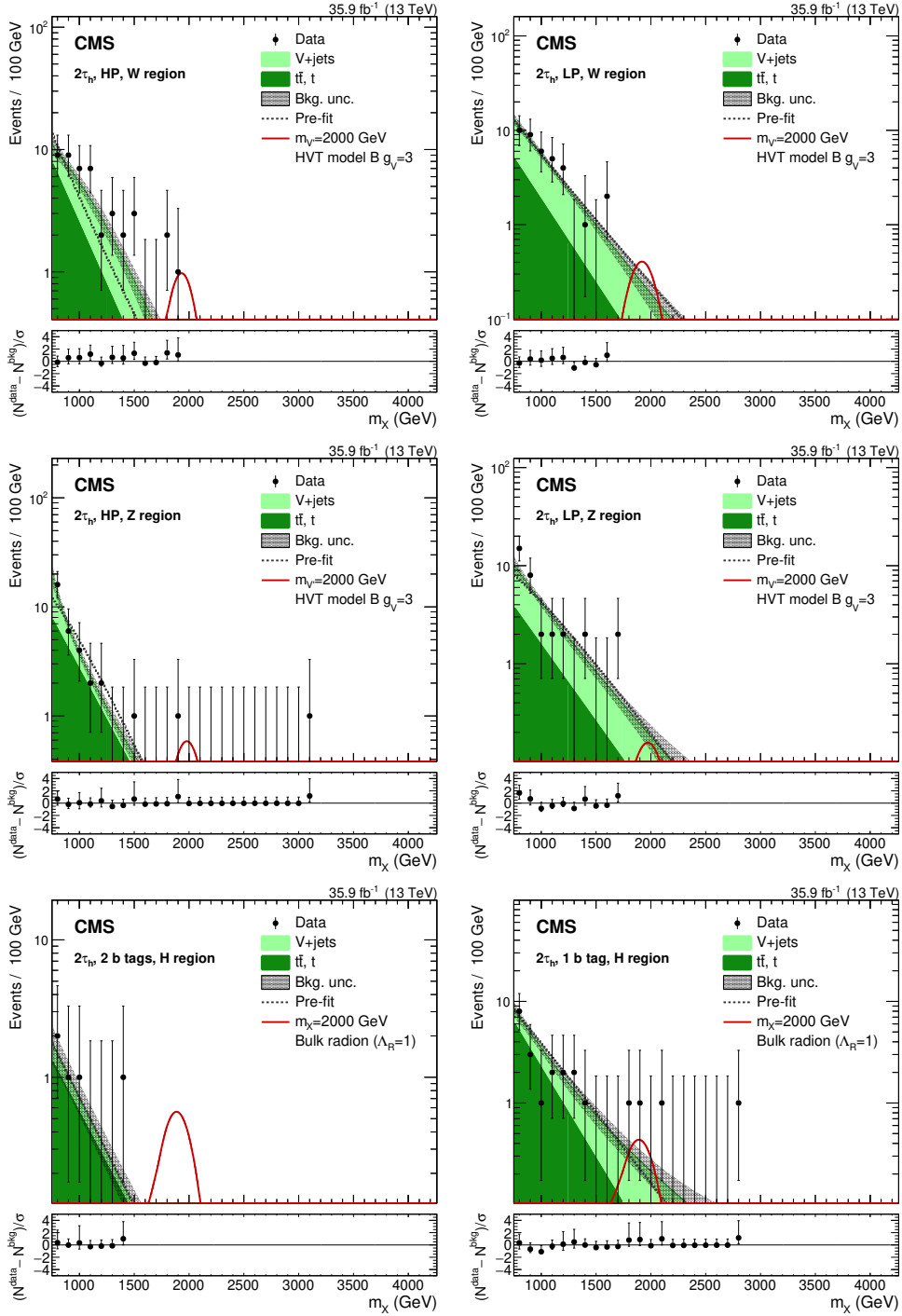


Figure 4. Data and expected backgrounds in the $\tau_h \tau_h$ channel. The W mass window is shown in the HP (upper left) and LP (upper right) categories, the Z mass window for the HP (middle left) and LP (middle right) categories, and the H mass window for the two b-tagged subjet (lower left) and one b-tagged subjet (lower right) categories. The lower panels depict the pulls in each bin, $(N_{\text{data}} - N_{\text{bkg}})/\sigma$, where σ is the statistical uncertainty in data, as given by the Garwood interval [67], and provide estimates of the goodness of fit. Signal contributions are shown, assuming benchmark HVT model B for the V' and $\Lambda_R = 1$ for the radion.

Category			V+jets (\pm fit)(\pm alt)	$t\bar{t}, t$	Total exp. events	Data
W region	HP	$l\tau_h$	$38 \pm 7 \pm 12$	37.8 ± 0.6	76 ± 14	78
		$\tau_h\tau_h$	$13.0 \pm 3.2 \pm 0.2$	16.0 ± 1.8	29.0 ± 3.7	45
	LP	$l\tau_h$	$105.3 \pm 6.8 \pm 9.0$	34.2 ± 0.9	140 ± 11	120
		$\tau_h\tau_h$	$27.0 \pm 3.3 \pm 3.0$	12.3 ± 0.6	39.3 ± 4.5	37
Z region	HP	$l\tau_h$	$39.9 \pm 6.1 \pm 7.9$	42.4 ± 1.0	82 ± 10	82
		$\tau_h\tau_h$	$13.7 \pm 3.0 \pm 2.5$	18.0 ± 1.8	31.6 ± 4.3	33
	LP	$l\tau_h$	$73.5 \pm 4.8 \pm 6.1$	29.1 ± 1.9	102.6 ± 8.0	92
		$\tau_h\tau_h$	$19.1 \pm 2.3 \pm 2.5$	10.4 ± 0.8	29.5 ± 3.5	33
H region	2 b tag	$l\tau_h$	$2.4 \pm 0.9 \pm 0.4$	6.9 ± 0.6	9.2 ± 1.2	10
		$\tau_h\tau_h$	$1.1 \pm 0.6 \pm 0.1$	3.8 ± 1.8	4.9 ± 1.9	5
	1 b tag	$l\tau_h$	$29.3 \pm 3.5 \pm 6.6$	37.3 ± 1.2	66.6 ± 7.5	56
		$\tau_h\tau_h$	$11.5 \pm 2.2 \pm 2.6$	15.4 ± 1.7	26.9 ± 3.8	23

Table 2. Predicted number of background events and the observed number in the signal region, for all event categories. The regions denoted by W, Z and H are intervals in the jet soft-drop mass distribution that range from 65 to 85 GeV, from 85 to 105 GeV, and from 105 to 135 GeV, respectively. Separate sources of uncertainty in the expected number are reported as the statistical uncertainty in the V+jets contribution from the fitting procedure (fit), the difference between the nominal and alternative function form chosen for the fit (alt), and the uncertainty in the background from top quarks from the fit to the simulated jet mass spectrum.

7 Systematic uncertainties

Systematic uncertainties, resulting from experimental and theory sources, may affect both the normalization and shape of the signal and background distributions.

The principal background is V+jets, and its modeling represents the largest uncertainty in the analysis. The systematic uncertainty in the V+jets background is dominated by the statistical uncertainty associated with the number of events in the jet mass distribution SBs in data and simulation. An additional uncertainty is related to the choice of model used for the jet mass in the V+jets background. It is evaluated from the differences in the expected background yields obtained when using the alternative fitting functions. For the top quark processes, uncertainties from normalization and shape in the parametrization are propagated to the final background estimation. The single top quark and top quark pair production normalization uncertainty arises predominantly from the limited number of events in the CRs.

The uncertainties in the shape of the V+jets distribution are estimated from the covariance matrix of the fit to m_X in the sidebands and the uncertainties in the $\alpha(m_X)$ ratio, which depend on the number of events in data and simulation, respectively.

The uncertainties in the trigger efficiency, and in the electron and muon reconstruction, identification, and isolation efficiencies are obtained by varying the corresponding scale

factors by their uncertainty, and each is found to be 1–2% [62, 63]. For the τ_h reconstruction and identification, the uncertainties vary between 6 and 8% and between 10 and 13%, depending on the resonance mass, in the $\ell\tau_h$ and the $\tau_h\tau_h$ channels, respectively [60]. A separate uncertainty due to the extrapolation of the reconstruction and identification of τ_h leptons at large p_T has an impact on the signal normalization of 18% in the $\ell\tau_h$, and 30% in the $\tau_h\tau_h$ channels, for a 4 TeV signal hypothesis. This uncertainty is responsible for an increase of 1% in the width of the signal distribution.

Jet energy scale and resolution uncertainties affect both the selection efficiencies and the shape of distributions. The corrections to the jet mass scale and resolution are also taken into account, and result in a variation of 1–8% in the expected number of signal events. The jet energy scale uncertainty accounts for a variation in signal efficiency of 1–3%, while the variation in the jet energy resolution has an impact of 1–2%. The effect on the mass distribution is at the level of 1–2% for the mean and the width of the signal distribution. Event migrations between the mass windows due to the effect of jet mass scale and resolution variations are estimated to be between 2 and 15%, depending on the signal and the vector boson mass region.

Scale factors for V tagging and b tagging represent the largest source of normalization uncertainty for the signal. Uncertainties in normalization correspond to 6 and 11% in the HP and LP categories, respectively. An additional uncertainty from the extrapolation of the W tagging from the $t\bar{t}$ scale to larger values of jet p_T is estimated using an alternative HERWIG [68] shower model, and varies from 2 to 18% for 0.9–4 TeV mass hypotheses and the two V tag categories. In addition, the contribution to the signal normalization uncertainty from the b tagging uncertainty varies between 3 (4)% to 7 (5)% for the 2 (1) b-tagged subjet categories.

The τ lepton energy-scale uncertainties affect both the selection efficiencies and their distribution shapes. The effect on the signal yield amounts to 1% in the $\ell\tau_h$ channel. In the $\tau_h\tau_h$ channel, the effect decreases from 5% for a resonance with mass of 0.9 TeV to 3% for a mass of 4.0 TeV.

Normalization uncertainties from the choice of the parton distribution function (PDF) grow larger with higher resonance mass, and are larger for gluon-initiated processes than for quark-initiated processes. For W' and Z' production, which are sensitive to quark PDFs, effects range from 6 to 37%, while radion and graviton production depend on gluon PDFs, and result in a variation of 10 to 64% in the number of expected signal events. Uncertainties of similar magnitude arise from factor of two variations in the factorization and renormalization scales, resulting in 3 to 13% variations for W' and Z' , and 10 to 19% for radion and graviton production. While normalization uncertainties are not considered in setting limits on production, effects on signal acceptance are propagated to the final fit, amounting to 0.5–2% for PDF uncertainties, depending on resonance mass.

Other systematic uncertainties affecting the normalization of signal and minor backgrounds considered in the analysis include pileup contributions (0.5%) and integrated luminosity (2.5%) [69]. A list of the main systematic uncertainties is given in table 3.

	V+jets	$t\bar{t}$, t	Signal
α -function	shape	—	—
Bkg. normalization	11–60%	2–38%	—
Top quark scale factors	—	5–14%	—
Jet energy scale	—	—	shape
Jet energy resolution	—	—	shape
Jet mass scale	—	—	1%
Jet mass resolution	—	—	8%
V tagging	—	—	6% (HP)–11% (LP)
V tagging extrapol.	—	—	8–18% (HP), 2–8% (LP)
b tagging	—	—	3–7% (1b), 4–5% (2b)
b-tagged jet veto	—	3%	1%
Trigger	—	—	2%
Lepton identification, isolation	—	—	2%
τ lepton identification	—	—	6–8% ($\ell\tau_h$), 10–13% ($\tau_h\tau_h$)
τ lepton identification p_T extrapol.	—	—	0.5–18% ($\ell\tau_h$), 0.2–30% ($\tau_h\tau_h$), shape
τ lepton energy scale	—	—	1% ($\ell\tau_h$), 3–5% ($\tau_h\tau_h$), shape
Pileup	—	—	0.5%
Renorm./fact. scales [†]	—	—	2.5–12.5%(qq'), 10–19%(gg)
PDF yield [†]	—	—	6–37%(qq'), 10–64%(gg)
PDF acceptance	—	—	0.5–2%
Integrated luminosity	—	—	2.5%

Table 3. Summary of systematic uncertainties for the background and signal events. Uncertainties marked with “shape” are propagated also to the shape of the distributions, and those marked with [†] are not included in the limit bands, but instead reported in the theory band. The dash symbol is reported where the uncertainty is not applicable to a certain signal or background. The symbols qq' and gg refer to quark-initiated and gluon-initiated processes, respectively.

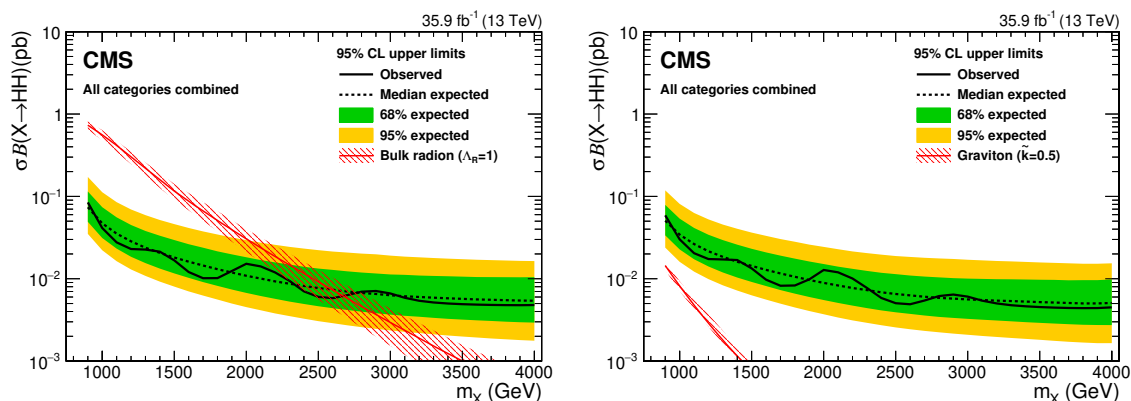


Figure 5. Observed 95% CL upper limits on $\sigma\mathcal{B}(X(\text{spin-0}) \rightarrow \text{HH})$ (left) and $\sigma\mathcal{B}(X(\text{spin-2}) \rightarrow \text{HH})$ (right). Expected limits are shown with ± 1 and ± 2 standard deviation uncertainty bands. The $\ell\tau_h$ and $\tau_h\tau_h$ final states, and the one and two b-tagged subjet categories are combined, to obtain the limits. The solid red lines and the red dashed areas correspond to the cross sections predicted by the bulk radion and graviton and their corresponding uncertainties, as reported in table 3.

8 Results

Results are obtained from a combined fit of the signal and background to the resonance mass distribution in data, based on a profile likelihood, where the systematic uncertainties are considered as “nuisance” parameters [70, 71]. The background-only hypothesis is tested against the signal hypothesis simultaneously in the different categories. No evidence of significant deviations from the background expectation is found. Assuming that the signals have widths that are negligible relative to the resonance-mass resolution of approximately 7%, the 95% confidence level (CL) upper limits are determined for the signals using the asymptotic frequentist method [70, 72, 73]. Limits are obtained on the product of the cross section and branching fraction for a heavy resonance (X) that decays to HH, WH, or ZH, as reported in figures 5–6.

Resonance spins of 0 and 2 are considered for the HH final state, while the resonance spin is assumed to be 1 for the WH and ZH final states. For the WH and ZH final states, the W and Z boson mass regions are combined because there are contributions from both signals to the two mass regions. Because of its higher signal selection efficiency, typical sensitivities are better for the $\ell\tau_h$ channel than for the $\tau_h\tau_h$ channel, by a factor that varies between 5 and 2 for resonance masses between 0.9 and 4.0 TeV. For spin-1 resonances, the HP category has a factor of 4 and 2 better sensitivity than the LP category, for low and high resonance masses, respectively. For resonances of spin 0 and 2, the 1 b-tagged subjet category has a sensitivity lower by a factor 6 for low resonance masses, compared to the category with 2 b-tagged subjets, but their sensitivities are equal for resonance masses of 4 TeV. The exclusion limit ranges from 80 to 5 fb for resonances of spin 0 and 2, and from 180 to 5 fb for spin-1 resonances.

The predictions from bulk radion and graviton models are superimposed on the exclusion limits in figure 5, assuming $\Lambda_R = 1$ TeV and $\tilde{k} = 0.5$. With this assumption for the

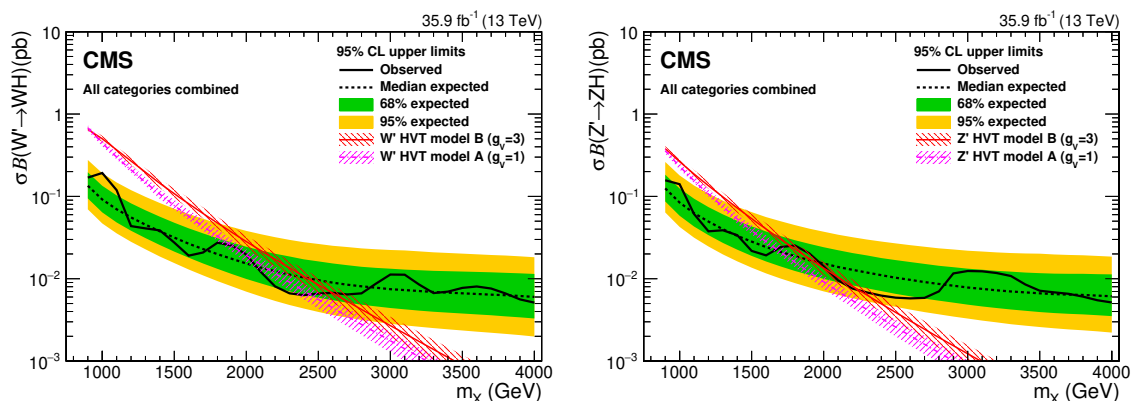


Figure 6. Observed 95% CL upper limits on $\sigma\mathcal{B}(W' \rightarrow WH)$ (left) and $\sigma\mathcal{B}(Z' \rightarrow ZH)$ (right). Expected limits are shown with ± 1 and ± 2 standard deviation uncertainty bands. The $\ell\tau_h$ and $\tau_h\tau_h$ final states, for the HP and LP τ_{21} categories, and the W and Z boson mass signal regions are combined, to obtain the limits. The solid lines and the relative dashed areas in magenta and red correspond to the cross sections predicted by the HVT models A and B, respectively, and their corresponding uncertainties, as reported in table 3.

theory parameters, a radion resonance with mass below 2.7 TeV is excluded at 95% CL. For a spin-1 signal, the results are interpreted in the context of the simplified HVT benchmark models A and B. As shown in figure 6, a W' (Z') resonance of mass lower than 2.6 (1.8) TeV is excluded at 95% CL in the HVT benchmark model B. The HVT benchmark model A is also reported for completeness. In the mass-degenerate spin-1 triplet hypothesis, the expected and observed limits on the V' resonance are shown in figure 7 (left).

The exclusion limit shown in figure 7 (left) can be interpreted as a limit in the space of the HVT model parameters $[g_V c_H, g^2 c_F / g_V]$. Combining all channels, the excluded region in such a parameter space for narrow resonances is shown in figure 7 (right). The region of parameter space where the natural resonance width is larger than the typical experimental resolution of 7%, for which the narrow width assumption is not valid, is shaded.

9 Summary

A search has been conducted for heavy resonances that decay to two bosons, one of which is a W, Z, or Higgs boson that decays to a pair of quarks, and the other is a Higgs boson that decays to a pair of τ leptons. The analyzed data are collected by the CMS experiment at $\sqrt{s} = 13$ TeV, corresponding to an integrated luminosity of 35.9 fb^{-1} . Reconstruction techniques have been developed to select events in which the τ lepton pair is highly boosted. The data are consistent with the standard model expectations and upper limits at 95% confidence level are set on the product of cross section and branching fraction for resonance masses between 0.9 and 4.0 TeV. This search yields the first results at $\sqrt{s} = 13$ TeV for TeV-scale resonances in the considered mass range and final states. Assuming the ultraviolet cutoff of the theory $\Lambda_R = 1$, Kaluza-Klein excitations of spin-0 radions with mass smaller than 2.7 TeV are excluded at 95% confidence level. In the heavy vector triplet model B

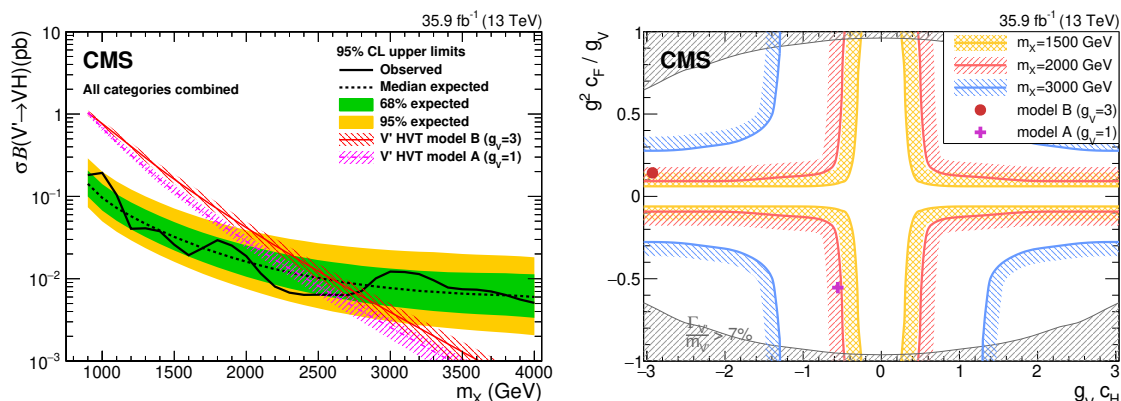


Figure 7. Expected and observed 95% CL upper limit on $\sigma_{\mathcal{B}}(V' \rightarrow VH)$ with ± 1 and ± 2 standard deviation uncertainty bands (left) in the $\ell\tau_h$ and $\tau_h\tau_h, \tau_{21}$ HP and LP categories, with the W and Z boson mass signal regions combined. Observed exclusion limit (right) in the space of the HVT model parameters $[g_V c_H, g^2 c_F / g_V]$, described in the text, for three different mass hypotheses of 1.5, 2.0, and 3.0 TeV. The region of parameter space where the natural resonance width is larger than the typical experimental resolution of 7%, for which the narrow width assumption is not valid, is shaded in grey.

context, a mass-degenerate vector triplet V' resonance with mass below 2.8 TeV is excluded at 95% confidence level.

Acknowledgments

We congratulate our colleagues in the CERN accelerator departments for the excellent performance of the LHC and thank the technical and administrative staffs at CERN and at other CMS institutes for their contributions to the success of the CMS effort. In addition, we gratefully acknowledge the computing centres and personnel of the Worldwide LHC Computing Grid for delivering so effectively the computing infrastructure essential to our analyses. Finally, we acknowledge the enduring support for the construction and operation of the LHC and the CMS detector provided by the following funding agencies: BMFWF and FWF (Austria); FNRS and FWO (Belgium); CNPq, CAPES, FAPERJ, and FAPESP (Brazil); MES (Bulgaria); CERN; CAS, MoST, and NSFC (China); COLCIENCIAS (Colombia); MSES and CSF (Croatia); RPF (Cyprus); SENESCYT (Ecuador); MoER, ERC IUT, and ERDF (Estonia); Academy of Finland, MEC, and HIP (Finland); CEA and CNRS/IN2P3 (France); BMBF, DFG, and HGF (Germany); GSRT (Greece); NKFI (Hungary); DAE and DST (India); IPM (Iran); SFI (Ireland); INFN (Italy); MSIP and NRF (Republic of Korea); LAS (Lithuania); MOE and UM (Malaysia); BUAP, CINVESTAV, CONACYT, LNS, SEP, and UASLP-FAI (Mexico); MBIE (New Zealand); PAEC (Pakistan); MSHE and NSC (Poland); FCT (Portugal); JINR (Dubna); MON, RosAtom, RAS and RFBR (Russia); MESTD (Serbia); SEIDI, CPAN, PCTI and FEDER (Spain); Swiss Funding Agencies (Switzerland); MST (Taipei); ThEPCenter, IPST, STAR, and NSTDA (Thailand); TUBITAK and TAEK (Turkey); NASU and SFFR (Ukraine); STFC (United Kingdom); DOE and NSF (U.S.A.).

Individuals have received support from the Marie-Curie programme and the European Research Council and Horizon 2020 Grant, contract No. 675440 (European Union); the Leventis Foundation; the A. P. Sloan Foundation; the Alexander von Humboldt Foundation; the Belgian Federal Science Policy Office; the Fonds pour la Formation à la Recherche dans l'Industrie et dans l'Agriculture (FRIA-Belgium); the Agentschap voor Innovatie door Wetenschap en Technologie (IWT-Belgium); the F.R.S.-FNRS and FWO (Belgium) under the “Excellence of Science — EOS” — be.h project n. 30820817; the Ministry of Education, Youth and Sports (MEYS) of the Czech Republic; the Lendület (“Momentum”) Programme and the János Bolyai Research Scholarship of the Hungarian Academy of Sciences, the New National Excellence Program ÚNKP, the NKFI research grants 123842, 123959, 124845, 124850 and 125105 (Hungary); the Council of Science and Industrial Research, India; the HOMING PLUS programme of the Foundation for Polish Science, cofinanced from European Union, Regional Development Fund, the Mobility Plus programme of the Ministry of Science and Higher Education, the National Science Center (Poland), contracts Harmonia 2014/14/M/ST2/00428, Opus 2014/13/B/ST2/02543, 2014/15/B/ST2/03998, and 2015/19/B/ST2/02861, Sonata-bis 2012/07/E/ST2/01406; the National Priorities Research Program by Qatar National Research Fund; the Programa Estatal de Fomento de la Investigación Científica y Técnica de Excelencia María de Maeztu, grant MDM-2015-0509 and the Programa Severo Ochoa del Principado de Asturias; the Thalís and Aristeia programmes cofinanced by EU-ESF and the Greek NSRF; the Rachadapisek Sompot Fund for Postdoctoral Fellowship, Chulalongkorn University and the Chulalongkorn Academic into Its 2nd Century Project Advancement Project (Thailand); the Welch Foundation, contract C-1845; and the Weston Havens Foundation (U.S.A.).

Open Access. This article is distributed under the terms of the Creative Commons Attribution License ([CC-BY 4.0](https://creativecommons.org/licenses/by/4.0/)), which permits any use, distribution and reproduction in any medium, provided the original author(s) and source are credited.

References

- [1] W.D. Goldberger and M.B. Wise, *Modulus stabilization with bulk fields*, *Phys. Rev. Lett.* **83** (1999) 4922 [[hep-ph/9907447](#)] [[INSPIRE](#)].
- [2] O. DeWolfe, D.Z. Freedman, S.S. Gubser and A. Karch, *Modeling the fifth-dimension with scalars and gravity*, *Phys. Rev. D* **62** (2000) 046008 [[hep-th/9909134](#)] [[INSPIRE](#)].
- [3] C. Csáki, M. Graesser, L. Randall and J. Terning, *Cosmology of brane models with radion stabilization*, *Phys. Rev. D* **62** (2000) 045015 [[hep-ph/9911406](#)] [[INSPIRE](#)].
- [4] L. Randall and R. Sundrum, *A large mass hierarchy from a small extra dimension*, *Phys. Rev. Lett.* **83** (1999) 3370 [[hep-ph/9905221](#)] [[INSPIRE](#)].
- [5] L. Randall and R. Sundrum, *An alternative to compactification*, *Phys. Rev. Lett.* **83** (1999) 4690 [[hep-th/9906064](#)] [[INSPIRE](#)].
- [6] K. Agashe, H. Davoudiasl, G. Perez and A. Soni, *Warped gravitons at the LHC and beyond*, *Phys. Rev. D* **76** (2007) 036006 [[hep-ph/0701186](#)] [[INSPIRE](#)].

- [7] A.L. Fitzpatrick, J. Kaplan, L. Randall and L.-T. Wang, *Searching for the Kaluza-Klein graviton in bulk RS models*, *JHEP* **09** (2007) 013 [[hep-ph/0701150](#)] [[INSPIRE](#)].
- [8] O. Antipin, D. Atwood and A. Soni, *Search for RS gravitons via $W_L W_L$ decays*, *Phys. Lett. B* **666** (2008) 155 [[arXiv:0711.3175](#)] [[INSPIRE](#)].
- [9] B. Bellazzini, C. Csáki and J. Serra, *Composite higgses*, *Eur. Phys. J. C* **74** (2014) 2766 [[arXiv:1401.2457](#)] [[INSPIRE](#)].
- [10] R. Contino, D. Marzocca, D. Pappadopulo and R. Rattazzi, *On the effect of resonances in composite Higgs phenomenology*, *JHEP* **10** (2011) 081 [[arXiv:1109.1570](#)] [[INSPIRE](#)].
- [11] D. Marzocca, M. Serone and J. Shu, *General composite Higgs models*, *JHEP* **08** (2012) 013 [[arXiv:1205.0770](#)] [[INSPIRE](#)].
- [12] D. Greco and D. Liu, *Hunting composite vector resonances at the LHC: naturalness facing data*, *JHEP* **12** (2014) 126 [[arXiv:1410.2883](#)] [[INSPIRE](#)].
- [13] M. Schmaltz and D. Tucker-Smith, *Little Higgs review*, *Ann. Rev. Nucl. Part. Sci.* **55** (2005) 229 [[hep-ph/0502182](#)] [[INSPIRE](#)].
- [14] N. Arkani-Hamed, A.G. Cohen, E. Katz and A.E. Nelson, *The lightest Higgs*, *JHEP* **07** (2002) 034 [[hep-ph/0206021](#)] [[INSPIRE](#)].
- [15] G. Altarelli, B. Mele and M. Ruiz-Altaba, *Searching for new heavy vector bosons in $p\bar{p}$ colliders*, *Z. Phys. C* **45** (1989) 109 [*Erratum ibid.* **C 47** (1990) 676] [[INSPIRE](#)].
- [16] D. Pappadopulo, A. Thamm, R. Torre and A. Wulzer, *Heavy vector triplets: bridging theory and data*, *JHEP* **09** (2014) 060 [[arXiv:1402.4431](#)] [[INSPIRE](#)].
- [17] M. Gouzevitch, A. Oliveira, J. Rojo, R. Rosenfeld, G.P. Salam and V. Sanz, *Scale-invariant resonance tagging in multijet events and new physics in Higgs pair production*, *JHEP* **07** (2013) 148 [[arXiv:1303.6636](#)] [[INSPIRE](#)].
- [18] ATLAS collaboration, *Search for heavy resonances decaying into a W or Z boson and a Higgs boson in final states with leptons and b -jets in 36 fb^{-1} of $\sqrt{s} = 13\text{ TeV}$ pp collisions with the ATLAS detector*, *JHEP* **03** (2018) 174 [*Erratum ibid.* **11** (2018) 051] [[arXiv:1712.06518](#)] [[INSPIRE](#)].
- [19] CMS collaboration, *Search for heavy resonances decaying into a vector boson and a Higgs boson in final states with charged leptons, neutrinos and b quarks at $\sqrt{s} = 13\text{ TeV}$* , [arXiv:1807.02826](#) [[INSPIRE](#)].
- [20] ATLAS collaboration, *Search for heavy resonances decaying to a W or Z boson and a Higgs boson in the $q\bar{q}^{(\prime)}b\bar{b}$ final state in pp collisions at $\sqrt{s} = 13\text{ TeV}$ with the ATLAS detector*, *Phys. Lett. B* **774** (2017) 494 [[arXiv:1707.06958](#)] [[INSPIRE](#)].
- [21] CMS collaboration, *Search for a heavy resonance decaying into a Z boson and a vector boson in the $\nu\bar{\nu}q\bar{q}$ final state*, *JHEP* **07** (2018) 075 [[arXiv:1803.03838](#)] [[INSPIRE](#)].
- [22] CMS collaboration, *Search for a heavy resonance decaying into a Z boson and a Z or W boson in $2\ell 2q$ final states at $\sqrt{s} = 13\text{ TeV}$* , *JHEP* **09** (2018) 101 [[arXiv:1803.10093](#)] [[INSPIRE](#)].
- [23] CMS collaboration, *Search for massive resonances decaying into WW , WZ , ZZ , qW and qZ with dijet final states at $\sqrt{s} = 13\text{ TeV}$* , *Phys. Rev. D* **97** (2018) 072006 [[arXiv:1708.05379](#)] [[INSPIRE](#)].

- [24] ATLAS collaboration, *Searches for heavy ZZ and ZW resonances in the $\ell\ell q\bar{q}$ and $\nu\nu q\bar{q}$ final states in pp collisions at $\sqrt{s} = 13$ TeV with the ATLAS detector*, *JHEP* **03** (2018) 009 [[arXiv:1708.09638](#)] [[INSPIRE](#)].
- [25] ATLAS collaboration, *Search for diboson resonances with boson-tagged jets in pp collisions at $\sqrt{s} = 13$ TeV with the ATLAS detector*, *Phys. Lett. B* **777** (2018) 91 [[arXiv:1708.04445](#)] [[INSPIRE](#)].
- [26] ATLAS collaboration, *Search for WW/WZ resonance production in $\ell\nu q\bar{q}$ final states in pp collisions at $\sqrt{s} = 13$ TeV with the ATLAS detector*, *JHEP* **03** (2018) 042 [[arXiv:1710.07235](#)] [[INSPIRE](#)].
- [27] ATLAS collaboration, *Search for heavy resonances decaying into WW in the $e\nu\mu\nu$ final state in pp collisions at $\sqrt{s} = 13$ TeV with the ATLAS detector*, *Eur. Phys. J. C* **78** (2018) 24 [[arXiv:1710.01123](#)] [[INSPIRE](#)].
- [28] ATLAS collaboration, *Search for resonant WZ production in the fully leptonic final state in proton-proton collisions at $\sqrt{s} = 13$ TeV with the ATLAS detector*, *Phys. Lett. B* **787** (2018) 68 [[arXiv:1806.01532](#)] [[INSPIRE](#)].
- [29] CMS collaboration, *Search for ZZ resonances in the $2\ell 2\nu$ final state in proton-proton collisions at 13 TeV*, *JHEP* **03** (2018) 003 [[arXiv:1711.04370](#)] [[INSPIRE](#)].
- [30] CMS collaboration, *Search for a massive resonance decaying to a pair of Higgs bosons in the four b quark final state in proton-proton collisions at $\sqrt{s} = 13$ TeV*, *Phys. Lett. B* **781** (2018) 244 [[arXiv:1710.04960](#)] [[INSPIRE](#)].
- [31] ATLAS collaboration, *Search for pair production of Higgs bosons in the $b\bar{b}b\bar{b}$ final state using proton-proton collisions at $\sqrt{s} = 13$ TeV with the ATLAS detector*, [arXiv:1804.06174](#) [[INSPIRE](#)].
- [32] CMS collaboration, *Combination of searches for heavy resonances decaying to WW, WZ, ZZ, WH and ZH boson pairs in proton-proton collisions at $\sqrt{s} = 8$ and 13 TeV*, *Phys. Lett. B* **774** (2017) 533 [[arXiv:1705.09171](#)] [[INSPIRE](#)].
- [33] ATLAS collaboration, *Combination of searches for heavy resonances decaying into bosonic and leptonic final states using 36 fb^{-1} of proton-proton collision data at $\sqrt{s} = 13$ TeV with the ATLAS detector*, *Phys. Rev. D* **98** (2018) 052008 [[arXiv:1808.02380](#)] [[INSPIRE](#)].
- [34] CMS collaboration, *Search for narrow high-mass resonances in proton-proton collisions at $\sqrt{s} = 8$ TeV decaying to a Z and a Higgs boson*, *Phys. Lett. B* **748** (2015) 255 [[arXiv:1502.04994](#)] [[INSPIRE](#)].
- [35] CMS collaboration, *Search for Higgs boson pair production in events with two bottom quarks and two tau leptons in proton-proton collisions at $\sqrt{s} = 13$ TeV*, *Phys. Lett. B* **778** (2018) 101 [[arXiv:1707.02909](#)] [[INSPIRE](#)].
- [36] ATLAS collaboration, *Search for resonant and nonresonant Higgs boson pair production in the $b\bar{b}\tau^+\tau^-$ decay channel in pp collisions at $\sqrt{s} = 13$ TeV with the ATLAS detector*, *Phys. Rev. Lett.* **121** (2018) 191801 [[arXiv:1808.00336](#)] [[INSPIRE](#)].
- [37] CMS collaboration, *The CMS trigger system*, 2017 *JINST* **12** P01020 [[arXiv:1609.02366](#)] [[INSPIRE](#)].
- [38] CMS collaboration, *The CMS experiment at the CERN LHC*, 2008 *JINST* **3** S08004 [[INSPIRE](#)].

- [39] J. Alwall et al., *The automated computation of tree-level and next-to-leading order differential cross sections and their matching to parton shower simulations*, *JHEP* **07** (2014) 079 [[arXiv:1405.0301](#)] [[INSPIRE](#)].
- [40] P. Nason, *A new method for combining NLO QCD with shower Monte Carlo algorithms*, *JHEP* **11** (2004) 040 [[hep-ph/0409146](#)] [[INSPIRE](#)].
- [41] S. Frixione, P. Nason and C. Oleari, *Matching NLO QCD computations with parton shower simulations: the POWHEG method*, *JHEP* **11** (2007) 070 [[arXiv:0709.2092](#)] [[INSPIRE](#)].
- [42] S. Alioli, P. Nason, C. Oleari and E. Re, *A general framework for implementing NLO calculations in shower Monte Carlo programs: the POWHEG BOX*, *JHEP* **06** (2010) 043 [[arXiv:1002.2581](#)] [[INSPIRE](#)].
- [43] S. Alioli, S.-O. Moch and P. Uwer, *Hadronic top-quark pair-production with one jet and parton showering*, *JHEP* **01** (2012) 137 [[arXiv:1110.5251](#)] [[INSPIRE](#)].
- [44] T. Sjöstrand et al., *An introduction to PYTHIA 8.2*, *Comput. Phys. Commun.* **191** (2015) 159 [[arXiv:1410.3012](#)] [[INSPIRE](#)].
- [45] N. Davidson, G. Nanava, T. Przedzinski, E. Richter-Was and Z. Was, *Universal interface of TAUOLA technical and physics documentation*, *Comput. Phys. Commun.* **183** (2012) 821 [[arXiv:1002.0543](#)] [[INSPIRE](#)].
- [46] GEANT4 collaboration, *GEANT4: a simulation toolkit*, *Nucl. Instrum. Meth. A* **506** (2003) 250 [[INSPIRE](#)].
- [47] CMS collaboration, *Particle-flow reconstruction and global event description with the CMS detector*, 2017 *JINST* **12** P10003 [[arXiv:1706.04965](#)] [[INSPIRE](#)].
- [48] M. Cacciari, G.P. Salam and G. Soyez, *The anti- k_t jet clustering algorithm*, *JHEP* **04** (2008) 063 [[arXiv:0802.1189](#)] [[INSPIRE](#)].
- [49] M. Cacciari, G.P. Salam and G. Soyez, *FastJet user manual*, *Eur. Phys. J. C* **72** (2012) 1896 [[arXiv:1111.6097](#)] [[INSPIRE](#)].
- [50] CMS collaboration, *Jet energy scale and resolution in the CMS experiment in pp collisions at 8 TeV*, 2017 *JINST* **12** P02014 [[arXiv:1607.03663](#)] [[INSPIRE](#)].
- [51] CMS collaboration, *Performance of missing energy reconstruction in 13 TeV pp collision data using the CMS detector*, CMS-PAS-JME-16-004, CERN, Geneva, Switzerland, (2016).
- [52] D. Bertolini, P. Harris, M. Low and N. Tran, *Pileup per particle identification*, *JHEP* **10** (2014) 059 [[arXiv:1407.6013](#)] [[INSPIRE](#)].
- [53] M. Dasgupta, A. Fregoso, S. Marzani and G.P. Salam, *Towards an understanding of jet substructure*, *JHEP* **09** (2013) 029 [[arXiv:1307.0007](#)] [[INSPIRE](#)].
- [54] A.J. Larkoski, S. Marzani, G. Soyez and J. Thaler, *Soft drop*, *JHEP* **05** (2014) 146 [[arXiv:1402.2657](#)] [[INSPIRE](#)].
- [55] J. Thaler and K. Van Tilburg, *Identifying boosted objects with N-subjettiness*, *JHEP* **03** (2011) 015 [[arXiv:1011.2268](#)] [[INSPIRE](#)].
- [56] CMS collaboration, *Jet algorithms performance in 13 TeV data*, CMS-PAS-JME-16-003, CERN, Geneva, Switzerland, (2017).
- [57] CMS collaboration, *Identification of heavy-flavour jets with the CMS detector in pp collisions at 13 TeV*, 2018 *JINST* **13** P05011 [[arXiv:1712.07158](#)] [[INSPIRE](#)].

- [58] CMS collaboration, *Tau identification in boosted topologies*, CMS-DP-2016-038, CERN, Geneva, Switzerland, (2016).
- [59] M. Wobisch and T. Wengler, *Hadronization corrections to jet cross-sections in deep inelastic scattering*, in *Monte Carlo generators for HERA physics. Proceedings, Workshop*, Hamburg, Germany, (1998), pg. 270 [[hep-ph/9907280](#)] [[INSPIRE](#)].
- [60] CMS collaboration, *Performance of tau-lepton reconstruction and identification in CMS*, 2012 *JINST* **7** P01001 [[arXiv:1109.6034](#)] [[INSPIRE](#)].
- [61] T. Hastie, J. Friedman and R. Tibshirani, *The elements of statistical learning: data mining, inference and prediction*, Springer, New York, U.S.A., (2001).
- [62] CMS collaboration, *Performance of electron reconstruction and selection with the CMS detector in proton-proton collisions at $\sqrt{s} = 8$ TeV*, 2015 *JINST* **10** P06005 [[arXiv:1502.02701](#)] [[INSPIRE](#)].
- [63] CMS collaboration, *Performance of CMS muon reconstruction in pp collision events at $\sqrt{s} = 7$ TeV*, 2012 *JINST* **7** P10002 [[arXiv:1206.4071](#)] [[INSPIRE](#)].
- [64] CMS collaboration, *Search for neutral MSSM Higgs bosons decaying to tau pairs in pp collisions at $\sqrt{s} = 7$ TeV*, *Phys. Rev. Lett.* **106** (2011) 231801 [[arXiv:1104.1619](#)] [[INSPIRE](#)].
- [65] L. Bianchini, J. Conway, E.K. Friis and C. Veelken, *Reconstruction of the Higgs mass in $H \rightarrow \tau\tau$ events by dynamical likelihood techniques*, *J. Phys. Conf. Ser.* **513** (2014) 022035 [[INSPIRE](#)].
- [66] L. Bianchini et al., *Reconstruction of the Higgs mass in events with Higgs bosons decaying into a pair of τ leptons using matrix element techniques*, *Nucl. Instrum. Meth. A* **862** (2017) 54 [[arXiv:1603.05910](#)] [[INSPIRE](#)].
- [67] F. Garwood, *Fiducial limits for the Poisson distribution*, *Biometrika* **28** (1936) 437.
- [68] M. Bahr et al., *HERWIG++ physics and manual*, *Eur. Phys. J. C* **58** (2008) 639 [[arXiv:0803.0883](#)] [[INSPIRE](#)].
- [69] CMS collaboration, *CMS luminosity measurements for the 2016 data taking period*, CMS-PAS-LUM-17-001, CERN, Geneva, Switzerland, (2017).
- [70] A.L. Read, *Presentation of search results: the CL_s technique*, *J. Phys. G* **28** (2002) 2693 [[INSPIRE](#)].
- [71] G. Cowan, K. Cranmer, E. Gross and O. Vitells, *Asymptotic formulae for likelihood-based tests of new physics*, *Eur. Phys. J. C* **71** (2011) 1554 [*Erratum ibid.* **C 73** (2013) 2501] [[arXiv:1007.1727](#)] [[INSPIRE](#)].
- [72] T. Junk, *Confidence level computation for combining searches with small statistics*, *Nucl. Instrum. Meth. A* **434** (1999) 435 [[hep-ex/9902006](#)] [[INSPIRE](#)].
- [73] ATLAS, CMS collaborations and LHC HIGGS COMBINATION Group, *Procedure for the LHC Higgs boson search combination in Summer 2011*, ATL-PHYS-PUB-2011-11, CERN, Geneva, Switzerland, (2011).

The CMS collaboration

Yerevan Physics Institute, Yerevan, Armenia

A.M. Sirunyan, A. Tumasyan

Institut für Hochenergiephysik, Wien, Austria

W. Adam, F. Ambrogio, E. Asilar, T. Bergauer, J. Brandstetter, E. Brondolin, M. Dragicevic, J. Erö, A. Escalante Del Valle, M. Flechl, M. Friedl, R. Frühwirth¹, V.M. Ghete, J. Grossmann, J. Hrubec, M. Jeitler¹, A. König, N. Krammer, I. Krätschmer, D. Liko, T. Madlener, I. Mikulec, E. Pree, N. Rad, H. Rohringer, J. Schieck¹, R. Schöffbeck, M. Spanring, D. Spitzbart, A. Taurok, W. Waltenberger, J. Wittmann, C.-E. Wulz¹, M. Zarucki

Institute for Nuclear Problems, Minsk, Belarus

V. Chekhovsky, V. Mossolov, J. Suarez Gonzalez

Universiteit Antwerpen, Antwerpen, Belgium

E.A. De Wolf, D. Di Croce, X. Janssen, J. Lauwers, M. Pieters, M. Van De Klundert, H. Van Haevermaet, P. Van Mechelen, N. Van Remortel

Vrije Universiteit Brussel, Brussel, Belgium

S. Abu Zeid, F. Blekman, J. D'Hondt, I. De Bruyn, J. De Clercq, K. Deroover, G. Flouris, D. Lontkovskiy, S. Lowette, I. Marchesini, S. Moortgat, L. Moreels, Q. Python, K. Skovpen, S. Tavernier, W. Van Doninck, P. Van Mulders, I. Van Parijs

Université Libre de Bruxelles, Bruxelles, Belgium

D. Beghin, B. Bilin, H. Brun, B. Clerbaux, G. De Lentdecker, H. Delannoy, B. Dorney, G. Fasanella, L. Favart, R. Goldouzian, A. Grebenyuk, A.K. Kalsi, T. Lenzi, J. Luetic, T. Seva, E. Starling, C. Vander Velde, P. Vanlaer, D. Vannerom, R. Yonamine

Ghent University, Ghent, Belgium

T. Cornelis, D. Dobur, A. Fagot, M. Gul, I. Khvastunov², D. Poyraz, C. Roskas, D. Trocino, M. Tytgat, W. Verbeke, B. Vermassen, M. Vit, N. Zaganidis

Université Catholique de Louvain, Louvain-la-Neuve, Belgium

H. Bakhshiansohi, O. Bondu, S. Brochet, G. Bruno, C. Caputo, A. Caudron, P. David, S. De Visscher, C. Delaere, M. Delcourt, B. Francois, A. Giammanco, G. Krintiras, V. Lemaitre, A. Magitteri, A. Mertens, M. Musich, K. Piotrkowski, L. Quertenmont, A. Saggio, M. Vidal Marono, S. Wertz, J. Zobec

Centro Brasileiro de Pesquisas Fisicas, Rio de Janeiro, Brazil

W.L. Aldá Júnior, F.L. Alves, G.A. Alves, L. Brito, G. Correia Silva, C. Hensel, A. Moraes, M.E. Pol, P. Rebello Teles

Universidade do Estado do Rio de Janeiro, Rio de Janeiro, Brazil

E. Belchior Batista Das Chagas, W. Carvalho, J. Chinellato³, E. Coelho, E.M. Da Costa, G.G. Da Silveira⁴, D. De Jesus Damiao, S. Fonseca De Souza, H. Malbouisson, M. Medina Jaime⁵, M. Melo De Almeida, C. Mora Herrera, L. Mundim, H. Nogima,

L.J. Sanchez Rosas, A. Santoro, A. Sznajder, M. Thiel, E.J. Tonelli Manganote³, F. Torres Da Silva De Araujo, A. Vilela Pereira

Universidade Estadual Paulista ^a, Universidade Federal do ABC ^b, São Paulo, Brazil

S. Ahuja^a, C.A. Bernardes^a, L. Calligaris^a, T.R. Fernandez Perez Tomei^a, E.M. Gregores^b, P.G. Mercadante^b, S.F. Novaes^a, SandraS. Padula^a, D. Romero Abad^b, J.C. Ruiz Vargas^a

Institute for Nuclear Research and Nuclear Energy, Bulgarian Academy of Sciences, Sofia, Bulgaria

A. Aleksandrov, R. Hadjiiska, P. Iaydjiev, A. Marinov, M. Misheva, M. Rodozov, M. Shopova, G. Sultanov

University of Sofia, Sofia, Bulgaria

A. Dimitrov, L. Litov, B. Pavlov, P. Petkov

Beihang University, Beijing, China

W. Fang⁶, X. Gao⁶, L. Yuan

Institute of High Energy Physics, Beijing, China

M. Ahmad, J.G. Bian, G.M. Chen, H.S. Chen, M. Chen, Y. Chen, C.H. Jiang, D. Leggat, H. Liao, Z. Liu, F. Romeo, S.M. Shaheen, A. Spiezia, J. Tao, C. Wang, Z. Wang, E. Yazgan, H. Zhang, J. Zhao

State Key Laboratory of Nuclear Physics and Technology, Peking University, Beijing, China

Y. Ban, G. Chen, J. Li, Q. Li, S. Liu, Y. Mao, S.J. Qian, D. Wang, Z. Xu

Tsinghua University, Beijing, China

Y. Wang

Universidad de Los Andes, Bogota, Colombia

C. Avila, A. Cabrera, C.A. Carrillo Montoya, L.F. Chaparro Sierra, C. Florez, C.F. González Hernández, M.A. Segura Delgado

University of Split, Faculty of Electrical Engineering, Mechanical Engineering and Naval Architecture, Split, Croatia

B. Courbon, N. Godinovic, D. Lelas, I. Puljak, P.M. Ribeiro Cipriano, T. Sculac

University of Split, Faculty of Science, Split, Croatia

Z. Antunovic, M. Kovac

Institute Rudjer Boskovic, Zagreb, Croatia

V. Brigljevic, D. Ferencek, K. Kadija, B. Mesic, A. Starodumov⁷, T. Susa

University of Cyprus, Nicosia, Cyprus

M.W. Ather, A. Attikis, G. Mavromanolakis, J. Mousa, C. Nicolaou, F. Ptochos, P.A. Razis, H. Rykaczewski

Charles University, Prague, Czech Republic

M. Finger⁸, M. Finger Jr.⁸

Universidad San Francisco de Quito, Quito, Ecuador

E. Carrera Jarrin

**Academy of Scientific Research and Technology of the Arab Republic of Egypt,
Egyptian Network of High Energy Physics, Cairo, Egypt**

A. Ellithi Kamel⁹, Y. Mohammed¹⁰, E. Salama^{11,12}

National Institute of Chemical Physics and Biophysics, Tallinn, Estonia

S. Bhowmik, R.K. Dewanjee, M. Kadastik, L. Perrini, M. Raidal, C. Veelken

Department of Physics, University of Helsinki, Helsinki, Finland

P. Eerola, H. Kirschenmann, J. Pekkanen, M. Voutilainen

Helsinki Institute of Physics, Helsinki, Finland

J. Havukainen, J.K. Heikkilä, T. Järvinen, V. Karimäki, R. Kinnunen, T. Lampén,
K. Lassila-Perini, S. Laurila, S. Lehti, T. Lindén, P. Luukka, T. Mäenpää, H. Siikonen,
E. Tuominen, J. Tuominiemi

Lappeenranta University of Technology, Lappeenranta, Finland

T. Tuuva

IRFU, CEA, Université Paris-Saclay, Gif-sur-Yvette, France

M. Besancon, F. Couderc, M. Dejardin, D. Denegri, J.L. Faure, F. Ferri, S. Ganjour,
S. Ghosh, A. Givernaud, P. Gras, G. Hamel de Monchenault, P. Jarry, C. Leloup, E. Locci,
M. Machet, J. Malcles, G. Negro, J. Rander, A. Rosowsky, M.Ö. Sahin, M. Titov

**Laboratoire Leprince-Ringuet, Ecole polytechnique, CNRS/IN2P3, Université
Paris-Saclay, Palaiseau, France**

A. Abdulsalam¹³, C. Amendola, I. Antropov, S. Baffioni, F. Beaudette, P. Busson,
L. Cadamuro, C. Charlot, R. Granier de Cassagnac, M. Jo, I. Kucher, S. Lisniak,
A. Lobanov, J. Martin Blanco, M. Nguyen, C. Ochando, G. Ortona, P. Paganini, P. Pigard,
R. Salerno, J.B. Sauvan, Y. Sirois, A.G. Stahl Leiton, Y. Yilmaz, A. Zabi, A. Zghiche

**Université de Strasbourg, CNRS, IPHC UMR 7178, F-67000 Strasbourg,
France**

J.-L. Agram¹⁴, J. Andrea, D. Bloch, J.-M. Brom, M. Buttignol, E.C. Chabert, C. Collard,
E. Conte¹⁴, X. Coubez, F. Drouhin¹⁴, J.-C. Fontaine¹⁴, D. Gelé, U. Goerlach, M. Jansová,
P. Juillot, A.-C. Le Bihan, N. Tonon, P. Van Hove

**Centre de Calcul de l'Institut National de Physique Nucleaire et de Physique
des Particules, CNRS/IN2P3, Villeurbanne, France**

S. Gadrat

**Université de Lyon, Université Claude Bernard Lyon 1, CNRS-IN2P3, Institut
de Physique Nucléaire de Lyon, Villeurbanne, France**

S. Beauceron, C. Bernet, G. Boudoul, N. Chanon, R. Chierici, D. Contardo, P. Depasse,
H. El Mamouni, J. Fay, L. Finco, S. Gascon, M. Gouzevitch, G. Grenier, B. Ille, F. Lagarde,
I.B. Laktineh, H. Lattaud, M. Lethuillier, L. Mirabito, A.L. Pequegnot, S. Perries,
A. Popov¹⁵, V. Sordini, M. Vander Donckt, S. Viret, S. Zhang

Georgian Technical University, Tbilisi, GeorgiaT. Toriashvili¹⁶**Tbilisi State University, Tbilisi, Georgia**Z. Tsamalaidze⁸**RWTH Aachen University, I. Physikalisches Institut, Aachen, Germany**C. Autermann, L. Feld, M.K. Kiesel, K. Klein, M. Lipinski, M. Preuten, M.P. Rauch, C. Schomakers, J. Schulz, M. Teroerde, B. Wittmer, V. Zhukov¹⁵**RWTH Aachen University, III. Physikalisches Institut A, Aachen, Germany**

A. Albert, D. Duchardt, M. Endres, M. Erdmann, S. Erdweg, T. Esch, R. Fischer, A. Güth, T. Hebbeker, C. Heidemann, K. Hoepfner, S. Knutzen, M. Merschmeyer, A. Meyer, P. Millet, S. Mukherjee, T. Pook, M. Radziej, H. Reithler, M. Rieger, F. Scheuch, D. Teyssier, S. Thüer

RWTH Aachen University, III. Physikalisches Institut B, Aachen, GermanyG. Flügge, B. Kargoll, T. Kress, A. Künsken, T. Müller, A. Nehr Korn, A. Nowack, C. Pistone, O. Pooth, A. Stahl¹⁷**Deutsches Elektronen-Synchrotron, Hamburg, Germany**M. Aldaya Martin, T. Arndt, C. Asawatangtrakuldee, K. Beernaert, O. Behnke, U. Behrens, A. Bermúdez Martínez, A.A. Bin Anuar, K. Borras¹⁸, V. Botta, A. Campbell, P. Connor, C. Contreras-Campana, F. Costanza, V. Danilov, A. De Wit, C. Diez Pardos, D. Domínguez Damiani, G. Eckerlin, D. Eckstein, T. Eichhorn, E. Eren, E. Gallo¹⁹, J. Garay Garcia, A. Geiser, J.M. Grados Luyando, A. Grohsjean, P. Gunnellini, M. Guthoff, A. Harb, J. Hauk, M. Hempel²⁰, H. Jung, M. Kasemann, J. Keaveney, C. Kleinwort, J. Knolle, I. Korol, D. Krücker, W. Lange, A. Lelek, T. Lenz, K. Lipka, W. Lohmann²⁰, R. Mankel, I.-A. Melzer-Pellmann, A.B. Meyer, M. Meyer, M. Missiroli, G. Mittag, J. Mnich, A. Mussgiller, D. Pitzl, A. Raspereza, M. Savitskyi, P. Saxena, R. Shevchenko, N. Stefaniuk, H. Tholen, G.P. Van Onsem, R. Walsh, Y. Wen, K. Wichmann, C. Wissing, O. Zenaiev**University of Hamburg, Hamburg, Germany**

R. Aggleton, S. Bein, V. Blobel, M. Centis Vignali, T. Dreyer, E. Garutti, D. Gonzalez, J. Haller, A. Hinzmann, M. Hoffmann, A. Karavdina, G. Kasieczka, R. Klanner, R. Kogler, N. Kovalchuk, S. Kurz, D. Marconi, J. Multhaup, M. Niedziela, D. Nowatschin, T. Peiffer, A. Perieanu, A. Reimers, C. Scharf, P. Schleper, A. Schmidt, S. Schumann, J. Schwandt, J. Sonneveld, H. Stadie, G. Steinbrück, F.M. Stober, M. Stöver, D. Troendle, E. Usai, A. Vanhoefer, B. Vormwald

Karlsruher Institut fuer TechnologyM. Akbiyik, C. Barth, M. Baselga, S. Baur, E. Butz, R. Caspart, T. Chwalek, F. Colombo, W. De Boer, A. Dierlamm, N. Faltermann, B. Freund, R. Friese, M. Giffels, M.A. Harrendorf, F. Hartmann¹⁷, S.M. Heindl, U. Husemann, F. Kassel¹⁷, S. Kudella, H. Mildner, M.U. Mozer, Th. Müller, M. Plagge, G. Quast, K. Rabbertz, M. Schröder, I. Shvetsov,

G. Sieber, H.J. Simonis, R. Ulrich, S. Wayand, M. Weber, T. Weiler, S. Williamson, C. Wöhrmann, R. Wolf

Institute of Nuclear and Particle Physics (INPP), NCSR Demokritos, Aghia Paraskevi, Greece

G. Anagnostou, G. Daskalakis, T. Gerasis, A. Kyriakis, D. Loukas, I. Topsis-Giotis

National and Kapodistrian University of Athens, Athens, Greece

G. Karathanasis, S. Kesisoglou, A. Panagiotou, N. Saoulidou, E. Tziaferi

National Technical University of Athens, Athens, Greece

K. Kousouris, I. Papakrivopoulos

University of Ioánnina, Ioánnina, Greece

I. Evangelou, C. Foudas, P. Gianneios, P. Katsoulis, P. Kokkas, S. Mallios, N. Manthos, I. Papadopoulos, E. Paradas, J. Strologas, F.A. Triantis, D. Tsitsonis

MTA-ELTE Lendület CMS Particle and Nuclear Physics Group, Eötvös Loránd University, Budapest, Hungary

M. Csanad, N. Filipovic, G. Pasztor, O. Surányi, G.I. Veres²¹

Wigner Research Centre for Physics, Budapest, Hungary

G. Bencze, C. Hajdu, D. Horvath²², Á. Hunyadi, F. Sikler, T.Á. Vámi, V. Veszpremi, G. Vesztergombi²¹

Institute of Nuclear Research ATOMKI, Debrecen, Hungary

N. Beni, S. Czellar, J. Karancsi²³, A. Makovec, J. Molnar, Z. Szillasi

Institute of Physics, University of Debrecen, Debrecen, Hungary

M. Bartók²¹, P. Raics, Z.L. Trocsanyi, B. Ujvari

Indian Institute of Science (IISc), Bangalore, India

S. Choudhury, J.R. Komaragiri

National Institute of Science Education and Research, HBNI, Bhubaneswar, India

S. Bahinipati²⁴, P. Mal, K. Mandal, A. Nayak²⁵, D.K. Sahoo²⁴, S.K. Swain

Panjab University, Chandigarh, India

S. Bansal, S.B. Beri, V. Bhatnagar, S. Chauhan, R. Chawla, N. Dhingra, R. Gupta, A. Kaur, M. Kaur, S. Kaur, R. Kumar, P. Kumari, M. Lohan, A. Mehta, S. Sharma, J.B. Singh, G. Walia

University of Delhi, Delhi, India

A. Bhardwaj, B.C. Choudhary, R.B. Garg, S. Keshri, A. Kumar, Ashok Kumar, S. Malhotra, M. Naimuddin, K. Ranjan, Aashaq Shah, R. Sharma

Saha Institute of Nuclear Physics, HBNI, Kolkata, India

R. Bhardwaj²⁶, R. Bhattacharya, S. Bhattacharya, U. Bhawandeep²⁶, D. Bhowmik, S. Dey, S. Dutt²⁶, S. Dutta, S. Ghosh, N. Majumdar, K. Mondal, S. Mukhopadhyay, S. Nandan,

A. Purohit, P.K. Rout, A. Roy, S. Roy Chowdhury, S. Sarkar, M. Sharan, B. Singh, S. Thakur²⁶

Indian Institute of Technology Madras, Madras, India

P.K. Behera

Bhabha Atomic Research Centre, Mumbai, India

R. Chudasama, D. Dutta, V. Jha, V. Kumar, A.K. Mohanty¹⁷, P.K. Netrakanti, L.M. Pant, P. Shukla, A. Topkar

Tata Institute of Fundamental Research-A, Mumbai, India

T. Aziz, S. Dugad, B. Mahakud, S. Mitra, G.B. Mohanty, N. Sur, B. Sutar

Tata Institute of Fundamental Research-B, Mumbai, India

S. Banerjee, S. Bhattacharya, S. Chatterjee, P. Das, M. Guchait, Sa. Jain, S. Kumar, M. Maity²⁷, G. Majumder, K. Mazumdar, N. Sahoo, T. Sarkar²⁷, N. Wickramage²⁸

Indian Institute of Science Education and Research (IISER), Pune, India

S. Chauhan, S. Dube, V. Hegde, A. Kapoor, K. Kothekar, S. Pandey, A. Rane, S. Sharma

Institute for Research in Fundamental Sciences (IPM), Tehran, Iran

S. Chenarani²⁹, E. Eskandari Tadavani, S.M. Etesami²⁹, M. Khakzad, M. Mohammadi Najafabadi, M. Naseri, S. Paktinat Mehdiabadi³⁰, F. Rezaei Hosseinabadi, B. Safarzadeh³¹, M. Zeinali

University College Dublin, Dublin, Ireland

M. Felcini, M. Grunewald

INFN Sezione di Bari ^a, Università di Bari ^b, Politecnico di Bari ^c, Bari, Italy

M. Abbrescia^{a,b}, C. Calabria^{a,b}, A. Colaleo^a, D. Creanza^{a,c}, L. Cristella^{a,b}, N. De Filippis^{a,c}, M. De Palma^{a,b}, A. Di Florio^{a,b}, F. Errico^{a,b}, L. Fiore^a, A. Gelmi^{a,b}, G. Iaselli^{a,c}, S. Lezki^{a,b}, G. Maggi^{a,c}, M. Maggi^a, B. Marangelli^{a,b}, G. Miniello^{a,b}, S. My^{a,b}, S. Nuzzo^{a,b}, A. Pompili^{a,b}, G. Pugliese^{a,c}, R. Radogna^a, A. Ranieri^a, G. Selvaggi^{a,b}, A. Sharma^a, L. Silvestris^{a,17}, R. Venditti^a, P. Verwilligen^a, G. Zito^a

INFN Sezione di Bologna ^a, Università di Bologna ^b, Bologna, Italy

G. Abbiendi^a, C. Battilana^{a,b}, D. Bonacorsi^{a,b}, L. Borgonovi^{a,b}, S. Braibant-Giacomelli^{a,b}, R. Campanini^{a,b}, P. Capiluppi^{a,b}, A. Castro^{a,b}, F.R. Cavallo^a, S.S. Chhibra^{a,b}, G. Codispoti^{a,b}, M. Cuffiani^{a,b}, G.M. Dallavalle^a, F. Fabbri^a, A. Fanfani^{a,b}, D. Fasanella^{a,b}, P. Giacomelli^a, C. Grandi^a, L. Guiducci^{a,b}, S. Marcellini^a, G. Masetti^a, A. Montanari^a, F.L. Navarria^{a,b}, F. Odorici^a, A. Perrotta^a, A.M. Rossi^{a,b}, T. Rovelli^{a,b}, G.P. Siroli^{a,b}, N. Tosi^a

INFN Sezione di Catania ^a, Università di Catania ^b, Catania, Italy

S. Albergo^{a,b}, S. Costa^{a,b}, A. Di Mattia^a, F. Giordano^{a,b}, R. Potenza^{a,b}, A. Tricomi^{a,b}, C. Tuve^{a,b}

INFN Sezione di Firenze ^a, Università di Firenze ^b, Firenze, Italy

G. Barbagli^a, K. Chatterjee^{a,b}, V. Ciulli^{a,b}, C. Civinini^a, R. D'Alessandro^{a,b}, E. Focardi^{a,b}, G. Latino, P. Lenzi^{a,b}, M. Meschini^a, S. Paoletti^a, L. Russo^{a,32}, G. Sguazzoni^a, D. Strom^a, L. Viliani^a

INFN Laboratori Nazionali di Frascati, Frascati, Italy

L. Benussi, S. Bianco, F. Fabbri, D. Piccolo, F. Primavera¹⁷

INFN Sezione di Genova ^a, Università di Genova ^b, Genova, Italy

V. Calvelli^{a,b}, F. Ferro^a, F. Ravera^{a,b}, E. Robutti^a, S. Tosi^{a,b}

INFN Sezione di Milano-Bicocca ^a, Università di Milano-Bicocca ^b, Milano, Italy

A. Benaglia^a, A. Beschi^b, L. Brianza^{a,b}, F. Brivio^{a,b}, V. Ciriolo^{a,b,17}, M.E. Dinardo^{a,b}, S. Fiorendi^{a,b}, S. Gennai^a, A. Ghezzi^{a,b}, P. Govoni^{a,b}, M. Malberti^{a,b}, S. Malvezzi^a, R.A. Manzoni^{a,b}, D. Menasce^a, L. Moroni^a, M. Paganoni^{a,b}, K. Pauwels^{a,b}, D. Pedrini^a, S. Pigazzini^{a,b,33}, S. Ragazzi^{a,b}, T. Tabarelli de Fatis^{a,b}

INFN Sezione di Napoli ^a, Università di Napoli 'Federico II' ^b, Napoli, Italy, Università della Basilicata ^c, Potenza, Italy, Università G. Marconi ^d, Roma, Italy

S. Buontempo^a, N. Cavallo^{a,c}, S. Di Guida^{a,d,17}, F. Fabozzi^{a,c}, F. Fienga^{a,b}, G. Galati^{a,b}, A.O.M. Iorio^{a,b}, W.A. Khan^a, L. Lista^a, S. Meola^{a,d,17}, P. Paolucci^{a,17}, C. Sciacca^{a,b}, F. Thyssen^a, E. Voevodina^{a,b}

INFN Sezione di Padova ^a, Università di Padova ^b, Padova, Italy, Università di Trento ^c, Trento, Italy

P. Azzi^a, N. Bacchetta^a, L. Benato^{a,b}, D. Bisello^{a,b}, A. Boletti^{a,b}, R. Carlin^{a,b}, A. Carvalho Antunes De Oliveira^{a,b}, P. Checchia^a, P. De Castro Manzano^a, T. Dorigo^a, U. Dosselli^a, F. Gasparini^{a,b}, U. Gasparini^{a,b}, A. Gozzelino^a, S. Lacaprara^a, M. Margoni^{a,b}, A.T. Meneguzzo^{a,b}, N. Pozzobon^{a,b}, P. Ronchese^{a,b}, R. Rossin^{a,b}, F. Simonetto^{a,b}, A. Tiko, E. Torassa^a, M. Zanetti^{a,b}, P. Zotto^{a,b}, G. Zumerle^{a,b}

INFN Sezione di Pavia ^a, Università di Pavia ^b, Pavia, Italy

A. Braghieri^a, A. Magnani^a, P. Montagna^{a,b}, S.P. Ratti^{a,b}, V. Re^a, M. Ressegotti^{a,b}, C. Riccardi^{a,b}, P. Salvini^a, I. Vai^{a,b}, P. Vitulo^{a,b}

INFN Sezione di Perugia ^a, Università di Perugia ^b, Perugia, Italy

L. Alunni Solestizi^{a,b}, M. Biasini^{a,b}, G.M. Bilei^a, C. Cecchi^{a,b}, D. Ciangottini^{a,b}, L. Fanò^{a,b}, P. Lariccia^{a,b}, R. Leonardi^{a,b}, E. Manoni^a, G. Mantovani^{a,b}, V. Mariani^{a,b}, M. Menichelli^a, A. Rossi^{a,b}, A. Santocchia^{a,b}, D. Spiga^a

INFN Sezione di Pisa ^a, Università di Pisa ^b, Scuola Normale Superiore di Pisa ^c, Pisa, Italy

K. Androsov^a, P. Azzurri^{a,17}, G. Bagliesi^a, L. Bianchini^a, T. Boccali^a, L. Borrello, R. Castaldi^a, M.A. Ciocci^{a,b}, R. Dell'Orso^a, G. Fedi^a, L. Giannini^{a,c}, A. Giassi^a, M.T. Grippo^{a,32}, F. Ligabue^{a,c}, T. Lomtadze^a, E. Manca^{a,c}, G. Mandorli^{a,c},

A. Messineo^{a,b}, F. Palla^a, A. Rizzi^{a,b}, P. Spagnolo^a, R. Tenchini^a, G. Tonelli^{a,b}, A. Venturi^a, P.G. Verdini^a

INFN Sezione di Roma ^a, Sapienza Università di Roma ^b, Rome, Italy

L. Barone^{a,b}, F. Cavallari^a, M. Cipriani^{a,b}, N. Daci^a, D. Del Re^{a,b}, E. Di Marco^{a,b}, M. Diemoz^a, S. Gelli^{a,b}, E. Longo^{a,b}, B. Marzocchi^{a,b}, P. Meridiani^a, G. Organtini^{a,b}, F. Pandolfi^a, R. Paramatti^{a,b}, F. Preiato^{a,b}, S. Rahatlou^{a,b}, C. Rovelli^a, F. Santanastasio^{a,b}

INFN Sezione di Torino ^a, Università di Torino ^b, Torino, Italy, Università del Piemonte Orientale ^c, Novara, Italy

N. Amapane^{a,b}, R. Arcidiacono^{a,c}, S. Argiro^{a,b}, M. Arneodo^{a,c}, N. Bartosik^a, R. Bellan^{a,b}, C. Biino^a, N. Cartiglia^a, R. Castello^{a,b}, F. Cenna^{a,b}, M. Costa^{a,b}, R. Covarelli^{a,b}, A. Degano^{a,b}, N. Demaria^a, B. Kiani^{a,b}, C. Mariotti^a, S. Maselli^a, E. Migliore^{a,b}, V. Monaco^{a,b}, E. Monteil^{a,b}, M. Monteno^a, M.M. Obertino^{a,b}, L. Pacher^{a,b}, N. Pastrone^a, M. Pelliccioni^a, G.L. Pinna Angioni^{a,b}, A. Romero^{a,b}, M. Ruspa^{a,c}, R. Sacchi^{a,b}, K. Shchelina^{a,b}, V. Sola^a, A. Solano^{a,b}, A. Staiano^a

INFN Sezione di Trieste ^a, Università di Trieste ^b, Trieste, Italy

S. Belforte^a, M. Casarsa^a, F. Cossutti^a, G. Della Ricca^{a,b}, A. Zanetti^a

Kyungpook National University

D.H. Kim, G.N. Kim, M.S. Kim, J. Lee, S. Lee, S.W. Lee, C.S. Moon, Y.D. Oh, S. Sekmen, D.C. Son, Y.C. Yang

Chonnam National University, Institute for Universe and Elementary Particles, Kwangju, Korea

H. Kim, D.H. Moon, G. Oh

Hanyang University, Seoul, Korea

J.A. Brochero Cifuentes, J. Goh, T.J. Kim

Korea University, Seoul, Korea

S. Cho, S. Choi, Y. Go, D. Gyun, S. Ha, B. Hong, Y. Jo, Y. Kim, K. Lee, K.S. Lee, S. Lee, J. Lim, S.K. Park, Y. Roh

Seoul National University, Seoul, Korea

J. Almond, J. Kim, J.S. Kim, H. Lee, K. Lee, K. Nam, S.B. Oh, B.C. Radburn-Smith, S.h. Seo, U.K. Yang, H.D. Yoo, G.B. Yu

University of Seoul, Seoul, Korea

H. Kim, J.H. Kim, J.S.H. Lee, I.C. Park

Sungkyunkwan University, Suwon, Korea

Y. Choi, C. Hwang, J. Lee, I. Yu

Vilnius University, Vilnius, Lithuania

V. Dudenas, A. Juodagalvis, J. Vaitkus

National Centre for Particle Physics, Universiti Malaya, Kuala Lumpur, Malaysia

I. Ahmed, Z.A. Ibrahim, M.A.B. Md Ali³⁴, F. Mohamad Idris³⁵, W.A.T. Wan Abdullah, M.N. Yusli, Z. Zolkapli

Centro de Investigacion y de Estudios Avanzados del IPN, Mexico City, Mexico

H. Castilla-Valdez, E. De La Cruz-Burelo, M.C. Duran-Osuna, I. Heredia-De La Cruz³⁶, R. Lopez-Fernandez, J. Mejia Guisao, R.I. Rabadan-Trejo, G. Ramirez-Sanchez, R Reyes-Almanza, A. Sanchez-Hernandez

Universidad Iberoamericana, Mexico City, Mexico

S. Carrillo Moreno, C. Oropeza Barrera, F. Vazquez Valencia

Benemerita Universidad Autonoma de Puebla, Puebla, Mexico

J. Eysermans, I. Pedraza, H.A. Salazar Ibarguen, C. Uribe Estrada

Universidad Autónoma de San Luis Potosí, San Luis Potosí, Mexico

A. Morelos Pineda

University of Auckland, Auckland, New Zealand

D. Krofcheck

University of Canterbury, Christchurch, New Zealand

S. Bheesette, P.H. Butler

National Centre for Physics, Quaid-I-Azam University, Islamabad, Pakistan

A. Ahmad, M. Ahmad, Q. Hassan, H.R. Hoorani, A. Saddique, M.A. Shah, M. Shoaib, M. Waqas

National Centre for Nuclear Research, Swierk, Poland

H. Bialkowska, M. Bluj, B. Boimska, T. Frueboes, M. Górski, M. Kazana, K. Nawrocki, M. Szleper, P. Traczyk, P. Zalewski

Institute of Experimental Physics, Faculty of Physics, University of Warsaw, Warsaw, Poland

K. Bunkowski, A. Byszuk³⁷, K. Doroba, A. Kalinowski, M. Konecki, J. Krolikowski, M. Misiura, M. Olszewski, A. Pyskir, M. Walczak

Laboratório de Instrumentação e Física Experimental de Partículas, Lisboa, Portugal

P. Bargassa, C. Beirão Da Cruz E Silva, A. Di Francesco, P. Faccioli, B. Galinhas, M. Gallinaro, J. Hollar, N. Leonardo, L. Lloret Iglesias, M.V. Nemallapudi, J. Seixas, G. Strong, O. Toldaiev, D. Vadrucchio, J. Varela

Joint Institute for Nuclear Research, Dubna, Russia

S. Afanasiev, V. Alexakhin, P. Bunin, M. Gavrilenko, A. Golunov, I. Golutvin, N. Gorbounov, V. Karjavin, A. Lanev, A. Malakhov, V. Matveev^{38,39}, P. Moiseenz, V. Palichik, V. Perelygin, M. Savina, S. Shmatov, V. Smirnov, N. Voytishin, A. Zarubin

Petersburg Nuclear Physics Institute, Gatchina (St. Petersburg), Russia

Y. Ivanov, V. Kim⁴⁰, E. Kuznetsova⁴¹, P. Levchenko, V. Murzin, V. Oreshkin, I. Smirnov, D. Sosnov, V. Sulimov, L. Uvarov, S. Vavilov, A. Vorobyev

Institute for Nuclear Research, Moscow, Russia

Yu. Andreev, A. Dermenev, S. Gninenko, N. Golubev, A. Karneyeu, M. Kirsanov, N. Krasnikov, A. Pashenkov, D. Tlisov, A. Toropin

Institute for Theoretical and Experimental Physics, Moscow, Russia

V. Epshteyn, V. Gavrilov, N. Lychkovskaya, V. Popov, I. Pozdnyakov, G. Safronov, A. Spiridonov, A. Stepenov, V. Stolin, M. Toms, E. Vlasov, A. Zhokin

Moscow Institute of Physics and Technology, Moscow, Russia

T. Aushev, A. Bylinkin³⁹

National Research Nuclear University ‘Moscow Engineering Physics Institute’ (MEPhI), Moscow, Russia

R. Chistov⁴², M. Danilov⁴², P. Parygin, D. Philippov, S. Polikarpov, E. Tarkovskii

P.N. Lebedev Physical Institute, Moscow, Russia

V. Andreev, M. Azarkin³⁹, I. Dremin³⁹, M. Kirakosyan³⁹, S.V. Rusakov, A. Terkulov

Skobeltsyn Institute of Nuclear Physics, Lomonosov Moscow State University, Moscow, Russia

A. Baskakov, A. Belyaev, E. Boos, V. Bunichev, M. Dubinin⁴³, L. Dudko, A. Ershov, A. Gribushin, V. Klyukhin, O. Kodolova, I. Lokhtin, I. Miagkov, S. Obraztsov, V. Savrin, A. Snigirev

Novosibirsk State University (NSU), Novosibirsk, Russia

V. Blinov⁴⁴, D. Shtol⁴⁴, Y. Skovpen⁴⁴

State Research Center of Russian Federation, Institute for High Energy Physics of NRC ‘Kurchatov Institute’, Protvino, Russia

I. Azhgirey, I. Bayshev, S. Bitioukov, D. Elumakhov, A. Godizov, V. Kachanov, A. Kalinin, D. Konstantinov, P. Mandrik, V. Petrov, R. Ryutin, A. Sobol, S. Troshin, N. Tyurin, A. Uzunian, A. Volkov

National Research Tomsk Polytechnic University, Tomsk, Russia

A. Babaev

University of Belgrade, Faculty of Physics and Vinca Institute of Nuclear Sciences, Belgrade, Serbia

P. Adzic⁴⁵, P. Cirkovic, D. Devetak, M. Dordevic, J. Milosevic

Centro de Investigaciones Energéticas Medioambientales y Tecnológicas (CIEMAT), Madrid, Spain

J. Alcaraz Maestre, A. Álvarez Fernández, I. Bachiller, M. Barrio Luna, M. Cerrada, N. Colino, B. De La Cruz, A. Delgado Peris, C. Fernandez Bedoya, J.P. Fernández Ramos, J. Flix, M.C. Fouz, O. Gonzalez Lopez, S. Goy Lopez, J.M. Hernandez, M.I. Josa, D. Moran,

A. Pérez-Calero Yzquierdo, J. Puerta Pelayo, I. Redondo, L. Romero, M.S. Soares, A. Triossi

Universidad Autónoma de Madrid, Madrid, Spain

C. Albajar, J.F. de Trocóniz

Universidad de Oviedo, Oviedo, Spain

J. Cuevas, C. Erice, J. Fernandez Menendez, S. Folgueras, I. Gonzalez Caballero, J.R. González Fernández, E. Palencia Cortezon, S. Sanchez Cruz, P. Vischia, J.M. Vizán García

Instituto de Física de Cantabria (IFCA), CSIC-Universidad de Cantabria, Santander, Spain

I.J. Cabrillo, A. Calderon, B. Chazin Quero, J. Duarte Campderros, M. Fernandez, P.J. Fernández Manteca, A. García Alonso, J. Garcia-Ferrero, G. Gomez, A. Lopez Virto, J. Marco, C. Martinez Rivero, P. Martinez Ruiz del Arbol, F. Matorras, J. Piedra Gomez, C. Prieels, T. Rodrigo, A. Ruiz-Jimeno, L. Scodellaro, N. Trevisani, I. Vila, R. Villar Cortabitarte

CERN, European Organization for Nuclear Research, Geneva, Switzerland

D. Abbaneo, B. Akgun, E. Auffray, P. Baillon, A.H. Ball, D. Barney, J. Bendavid, M. Bianco, A. Bocci, C. Botta, T. Camporesi, M. Cepeda, G. Cerminara, E. Chapon, Y. Chen, D. d'Enterria, A. Dabrowski, V. Daponte, A. David, M. De Gruttola, A. De Roeck, N. Deelen, M. Dobson, T. du Pree, M. Dünser, N. Dupont, A. Elliott-Peisert, P. Everaerts, F. Fallavollita⁴⁶, G. Franzoni, J. Fulcher, W. Funk, D. Gigi, A. Gilbert, K. Gill, F. Glege, D. Gulhan, J. Hegeman, V. Innocente, A. Jafari, P. Janot, O. Karacheban²⁰, J. Kieseler, V. Knünz, A. Kornmayer, M. Krammer¹, C. Lange, P. Lecoq, C. Lourenço, M.T. Lucchini, L. Malgeri, M. Mannelli, A. Martelli, F. Meijers, J.A. Merlin, S. Mersi, E. Meschi, P. Milenovic⁴⁷, F. Moortgat, M. Mulders, H. Neugebauer, J. Ngadiuba, S. Orfanelli, L. Orsini, F. Pantaleo¹⁷, L. Pape, E. Perez, M. Peruzzi, A. Petrilli, G. Petrucciani, A. Pfeiffer, M. Pierini, F.M. Pitters, D. Rabadý, A. Racz, T. Reis, G. Rolandi⁴⁸, M. Rovere, H. Sakulin, C. Schäfer, C. Schwick, M. Seidel, M. Selvaggi, A. Sharma, P. Silva, P. Sphicas⁴⁹, A. Stakia, J. Steggemann, M. Stoye, M. Tosi, D. Treille, A. Tsirou, V. Veckalns⁵⁰, M. Verweij, W.D. Zeuner

Paul Scherrer Institut, Villigen, Switzerland

W. Bertl[†], L. Caminada⁵¹, K. Deiters, W. Erdmann, R. Horisberger, Q. Ingram, H.C. Kaestli, D. Kotlinski, U. Langenegger, T. Rohe, S.A. Wiederkehr

ETH Zurich — Institute for Particle Physics and Astrophysics (IPA), Zurich, Switzerland

M. Backhaus, L. Bäni, P. Berger, B. Casal, N. Chernyavskaya, G. Dissertori, M. Dittmar, M. Donegà, C. Dorfer, C. Grab, C. Heidegger, D. Hits, J. Hoss, T. Klijnsma, W. Lustermann, M. Marionneau, M.T. Meinhard, D. Meister, F. Micheli, P. Musella, F. Nessi-Tedaldi, J. Pata, F. Pauss, G. Perrin, L. Perrozzi, M. Quittnat, M. Reichmann, D. Ruini,

D.A. Sanz Becerra, M. Schönenberger, L. Shchutska, V.R. Tavolaro, K. Theofilatos, M.L. Vesterbacka Olsson, R. Wallny, D.H. Zhu

Universität Zürich, Zurich, Switzerland

T.K. Aarrestad, C. AMSler⁵², D. Brzhechko, M.F. Canelli, A. De Cosa, R. Del Burgo, S. Donato, C. Galloni, T. Hreus, B. Kilminster, I. Neutelings, D. Pinna, G. Rauco, P. Robmann, D. Salerno, K. Schweiger, C. Seitz, Y. Takahashi, A. Zucchetta

National Central University, Chung-Li, Taiwan

V. Candelise, Y.H. Chang, K.y. Cheng, T.H. Doan, Sh. Jain, R. Khurana, C.M. Kuo, W. Lin, A. Pozdnyakov, S.S. Yu

National Taiwan University (NTU), Taipei, Taiwan

P. Chang, Y. Chao, K.F. Chen, P.H. Chen, F. Fiori, W.-S. Hou, Y. Hsiung, Arun Kumar, Y.F. Liu, R.-S. Lu, E. Paganis, A. Psallidas, A. Steen, J.f. Tsai

Chulalongkorn University, Faculty of Science, Department of Physics, Bangkok, Thailand

B. Asavapibhop, K. Kovitangoon, G. Singh, N. Srimanobhas

Çukurova University, Physics Department, Science and Art Faculty, Adana, Turkey

M.N. Bakirci⁵³, A. Bat, F. Boran, S. Damarseckin, Z.S. Demiroglu, C. Dozen, S. Girgis, G. Gokbulut, Y. Guler, I. Hos⁵⁴, E.E. Kangal⁵⁵, O. Kara, A. Kayis Topaksu, U. Kiminsu, M. Oglakci, G. Onengut, K. Ozdemir⁵⁶, S. Ozturk⁵³, A. Polatoz, B. Tali⁵⁷, U.G. Tok, S. Turkcapar, I.S. Zorbakir, C. Zorbilmez

Middle East Technical University, Physics Department, Ankara, Turkey

G. Karapinar⁵⁸, K. Ocalan⁵⁹, M. Yalvac, M. Zeyrek

Bogazici University, Istanbul, Turkey

E. Gülmez, M. Kaya⁶⁰, O. Kaya⁶¹, S. Tekten, E.A. Yetkin⁶²

Istanbul Technical University, Istanbul, Turkey

M.N. Agaras, S. Atay, A. Cakir, K. Cankocak, Y. Komurcu

Institute for Scintillation Materials of National Academy of Science of Ukraine, Kharkov, Ukraine

B. Grynyov

National Scientific Center, Kharkov Institute of Physics and Technology, Kharkov, Ukraine

L. Levchuk

University of Bristol, Bristol, United Kingdom

F. Ball, L. Beck, J.J. Brooke, D. Burns, E. Clement, D. Cussans, O. Davignon, H. Flacher, J. Goldstein, G.P. Heath, H.F. Heath, L. Kreczko, D.M. Newbold⁶³, S. Paramesvaran, T. Sakuma, S. Seif El Nasr-storey, D. Smith, V.J. Smith

Rutherford Appleton Laboratory, Didcot, United Kingdom

K.W. Bell, A. Belyaev⁶⁴, C. Brew, R.M. Brown, D. Cieri, D.J.A. Cockerill, J.A. Coughlan, K. Harder, S. Harper, J. Linacre, E. Olaiya, D. Petyt, C.H. Shepherd-Themistocleous, A. Thea, I.R. Tomalin, T. Williams, W.J. Womersley

Imperial College, London, United Kingdom

G. Auzinger, R. Bainbridge, P. Bloch, J. Borg, S. Breeze, O. Buchmuller, A. Bundock, S. Casasso, D. Colling, L. Corpe, P. Dauncey, G. Davies, M. Della Negra, R. Di Maria, A. Elwood, Y. Haddad, G. Hall, G. Iles, T. James, M. Komm, R. Lane, C. Laner, L. Lyons, A.-M. Magnan, S. Malik, L. Mastrolorenzo, T. Matsushita, J. Nash⁶⁵, A. Nikitenko⁷, V. Palladino, M. Pesaresi, A. Richards, A. Rose, E. Scott, C. Seez, A. Shtipliyski, T. Strebler, S. Summers, A. Tapper, K. Uchida, M. Vazquez Acosta⁶⁶, T. Virdee¹⁷, N. Wardle, D. Winterbottom, J. Wright, S.C. Zenz

Brunel University, Uxbridge, United Kingdom

J.E. Cole, P.R. Hobson, A. Khan, P. Kyberd, A. Morton, I.D. Reid, L. Teodorescu, S. Zahid

Baylor University, Waco, U.S.A.

A. Borzou, K. Call, J. Dittmann, K. Hatakeyama, H. Liu, N. Pastika, C. Smith

Catholic University of America, Washington DC, U.S.A.

R. Bartek, A. Dominguez

The University of Alabama, Tuscaloosa, U.S.A.

A. Buccilli, S.I. Cooper, C. Henderson, P. Rumerio, C. West

Boston University, Boston, U.S.A.

D. Arcaro, A. Avetisyan, T. Bose, D. Gastler, D. Rankin, C. Richardson, J. Rohlf, L. Sulak, D. Zou

Brown University, Providence, U.S.A.

G. Benelli, D. Cutts, M. Hadley, J. Hakala, U. Heintz, J.M. Hogan⁶⁷, K.H.M. Kwok, E. Laird, G. Landsberg, J. Lee, Z. Mao, M. Narain, J. Pazzini, S. Piperov, S. Sagir, R. Syarif, D. Yu

University of California, Davis, Davis, U.S.A.

R. Band, C. Brainerd, R. Breedon, D. Burns, M. Calderon De La Barca Sanchez, M. Chertok, J. Conway, R. Conway, P.T. Cox, R. Erbacher, C. Flores, G. Funk, W. Ko, R. Lander, C. Mclean, M. Mulhearn, D. Pellett, J. Pilot, S. Shalhout, M. Shi, J. Smith, D. Stolp, D. Taylor, K. Tos, M. Tripathi, Z. Wang, F. Zhang

University of California, Los Angeles, Los Angeles, U.S.A.

M. Bachtis, C. Bravo, R. Cousins, A. Dasgupta, A. Florent, J. Hauser, M. Ignatenko, N. Mccoll, S. Regnard, D. Saltzberg, C. Schnaible, V. Valuev

University of California, Riverside, Riverside, U.S.A.

E. Bouvier, K. Burt, R. Clare, J. Ellison, J.W. Gary, S.M.A. Ghiasi Shirazi, G. Hanson, G. Karapostoli, E. Kennedy, F. Lacroix, O.R. Long, M. Olmedo Negrete, M.I. Paneva, W. Si, L. Wang, H. Wei, S. Wimpenny, B.R. Yates

University of California, San Diego, La Jolla, U.S.A.

J.G. Branson, S. Cittolin, M. Derdzinski, R. Gerosa, D. Gilbert, B. Hashemi, A. Holzner, D. Klein, G. Kole, V. Krutelyov, J. Letts, M. Masciovecchio, D. Olivito, S. Padhi, M. Pieri, M. Sani, V. Sharma, S. Simon, M. Tadel, A. Vartak, S. Wasserbaech⁶⁸, J. Wood, F. Würthwein, A. Yagil, G. Zevi Della Porta

University of California, Santa Barbara — Department of Physics, Santa Barbara, U.S.A.

N. Amin, R. Bhandari, J. Bradmiller-Feld, C. Campagnari, M. Citron, A. Dishaw, V. Dutta, M. Franco Sevilla, L. Gouskos, R. Heller, J. Incandela, A. Ovcharova, H. Qu, J. Richman, D. Stuart, I. Suarez, J. Yoo

California Institute of Technology, Pasadena, U.S.A.

D. Anderson, A. Bornheim, J. Bunn, J.M. Lawhorn, H.B. Newman, T.Q. Nguyen, C. Pena, M. Spiropulu, J.R. Vlimant, R. Wilkinson, S. Xie, Z. Zhang, R.Y. Zhu

Carnegie Mellon University, Pittsburgh, U.S.A.

M.B. Andrews, T. Ferguson, T. Mudholkar, M. Paulini, J. Russ, M. Sun, H. Vogel, I. Vorobiev, M. Weinberg

University of Colorado Boulder, Boulder, U.S.A.

J.P. Cumalat, W.T. Ford, F. Jensen, A. Johnson, M. Krohn, S. Leontsinis, E. MacDonald, T. Mulholland, K. Stenson, K.A. Ulmer, S.R. Wagner

Cornell University, Ithaca, U.S.A.

J. Alexander, J. Chaves, Y. Cheng, J. Chu, A. Datta, K. Mcdermott, N. Mirman, J.R. Patterson, D. Quach, A. Rinkevicius, A. Ryd, L. Skinnari, L. Soffi, S.M. Tan, Z. Tao, J. Thom, J. Tucker, P. Wittich, M. Zientek

Fermi National Accelerator Laboratory, Batavia, U.S.A.

S. Abdullin, M. Albrow, M. Alyari, G. Apollinari, A. Apresyan, A. Apyan, S. Banerjee, L.A.T. Bauerdick, A. Beretvas, J. Berryhill, P.C. Bhat, G. Bolla[†], K. Burkett, J.N. Butler, A. Canepa, G.B. Cerati, H.W.K. Cheung, F. Chlebana, M. Cremonesi, J. Duarte, V.D. Elvira, J. Freeman, Z. Gecse, E. Gottschalk, L. Gray, D. Green, S. Grünendahl, O. Gutsche, J. Hanlon, R.M. Harris, S. Hasegawa, J. Hirschauer, Z. Hu, B. Jayatilaka, S. Jindariani, M. Johnson, U. Joshi, B. Klima, M.J. Kortelainen, B. Kreis, S. Lammel, D. Lincoln, R. Lipton, M. Liu, T. Liu, R. Lopes De Sá, J. Lykken, K. Maeshima, N. Magini, J.M. Marraffino, D. Mason, P. McBride, P. Merkel, S. Mrenna, S. Nahn, V. O'Dell, K. Pedro, O. Prokofyev, G. Rakness, L. Ristori, A. Savoy-Navarro⁶⁹, B. Schneider, E. Sexton-Kennedy, A. Soha, W.J. Spalding, L. Spiegel, S. Stoynev, J. Strait, N. Strobbe, L. Taylor, S. Tkaczyk, N.V. Tran, L. Uplegger, E.W. Vaandering, C. Vernieri, M. Verzocchi, R. Vidal, M. Wang, H.A. Weber, A. Whitbeck, W. Wu

University of Florida, Gainesville, U.S.A.

D. Acosta, P. Avery, P. Bortignon, D. Bourilkov, A. Brinkerhoff, A. Carnes, M. Carver, D. Curry, R.D. Field, I.K. Furic, S.V. Gleyzer, B.M. Joshi, J. Konigsberg, A. Korytov,

K. Kotov, P. Ma, K. Matchev, H. Mei, G. Mitselmakher, K. Shi, D. Sperka, N. Terentyev, L. Thomas, J. Wang, S. Wang, J. Yelton

Florida International University, Miami, U.S.A.

Y.R. Joshi, S. Linn, P. Markowitz, J.L. Rodriguez

Florida State University, Tallahassee, U.S.A.

A. Ackert, T. Adams, A. Askew, S. Hagopian, V. Hagopian, K.F. Johnson, T. Kolberg, G. Martinez, T. Perry, H. Prosper, A. Saha, A. Santra, V. Sharma, R. Yohay

Florida Institute of Technology, Melbourne, U.S.A.

M.M. Baarmand, V. Bhopatkar, S. Colafranceschi, M. Hohlmann, D. Noonan, T. Roy, F. Yumiceva

University of Illinois at Chicago (UIC), Chicago, U.S.A.

M.R. Adams, L. Apanasevich, D. Berry, R.R. Betts, R. Cavanaugh, X. Chen, S. Dittmer, O. Evdokimov, C.E. Gerber, D.A. Hangal, D.J. Hofman, K. Jung, J. Kamin, I.D. Sandoval Gonzalez, M.B. Tonjes, N. Varelas, H. Wang, Z. Wu, J. Zhang

The University of Iowa, Iowa City, U.S.A.

B. Bilki⁷⁰, W. Clarida, K. Dilsiz⁷¹, S. Durgut, R.P. Gandrajula, M. Haytmyradov, V. Khristenko, J.-P. Merlo, H. Mermerkaya⁷², A. Mestvirishvili, A. Moeller, J. Nachtman, H. Ogul⁷³, Y. Onel, F. Ozok⁷⁴, A. Penzo, C. Snyder, E. Tiras, J. Wetzel, K. Yi

Johns Hopkins University, Baltimore, U.S.A.

B. Blumenfeld, A. Cocoros, N. Eminizer, D. Fehling, L. Feng, A.V. Gritsan, P. Maksimovic, J. Roskes, U. Sarica, M. Swartz, M. Xiao, C. You

The University of Kansas, Lawrence, U.S.A.

A. Al-bataineh, P. Baringer, A. Bean, S. Boren, J. Bowen, J. Castle, S. Khalil, A. Kropivnitskaya, D. Majumder, W. Mcbrayer, M. Murray, C. Rogan, C. Royon, S. Sanders, E. Schmitz, J.D. Tapia Takaki, Q. Wang

Kansas State University, Manhattan, U.S.A.

A. Ivanov, K. Kaadze, Y. Maravin, A. Modak, A. Mohammadi, L.K. Saini, N. Skhirtladze

Lawrence Livermore National Laboratory, Livermore, U.S.A.

F. Rebassoo, D. Wright

University of Maryland, College Park, U.S.A.

A. Baden, O. Baron, A. Belloni, S.C. Eno, Y. Feng, C. Ferraioli, N.J. Hadley, S. Jabeen, G.Y. Jeng, R.G. Kellogg, J. Kunkle, A.C. Mignerey, F. Ricci-Tam, Y.H. Shin, A. Skuja, S.C. Tonwar

Massachusetts Institute of Technology, Cambridge, U.S.A.

D. Abercrombie, B. Allen, V. Azzolini, R. Barbieri, A. Baty, G. Bauer, R. Bi, S. Brandt, W. Busza, I.A. Cali, M. D'Alfonso, Z. Demiragli, G. Gomez Ceballos, M. Goncharov, P. Harris, D. Hsu, M. Hu, Y. Iiyama, G.M. Innocenti, M. Klute, D. Kovalskyi, Y.-J. Lee, A. Levin, P.D. Luckey, B. Maier, A.C. Marini, C. McGinn, C. Mironov, S. Narayanan,

X. Niu, C. Paus, C. Roland, G. Roland, G.S.F. Stephans, K. Sumorok, K. Tatar, D. Velicanu, J. Wang, T.W. Wang, B. Wyslouch, S. Zhaozhong

University of Minnesota, Minneapolis, U.S.A.

A.C. Benvenuti, R.M. Chatterjee, A. Evans, P. Hansen, S. Kalafut, Y. Kubota, Z. Lesko, J. Mans, S. Nourbakhsh, N. Ruckstuhl, R. Rusack, J. Turkewitz, M.A. Wadud

University of Mississippi, Oxford, U.S.A.

J.G. Acosta, S. Oliveros

University of Nebraska-Lincoln, Lincoln, U.S.A.

E. Avdeeva, K. Bloom, D.R. Claes, C. Fangmeier, F. Golf, R. Gonzalez Suarez, R. Kamalieddin, I. Kravchenko, J. Monroy, J.E. Siado, G.R. Snow, B. Stieger

State University of New York at Buffalo, Buffalo, U.S.A.

A. Godshalk, C. Harrington, I. Iashvili, D. Nguyen, A. Parker, S. Rappoccio, B. Roozbahani

Northeastern University, Boston, U.S.A.

G. Alverson, E. Barberis, C. Freer, A. Hortiangtham, A. Massironi, D.M. Morse, T. Orimoto, R. Teixeira De Lima, T. Wamorkar, B. Wang, A. Wisecarver, D. Wood

Northwestern University, Evanston, U.S.A.

S. Bhattacharya, O. Charaf, K.A. Hahn, N. Mucia, N. Odell, M.H. Schmitt, K. Sung, M. Trovato, M. Velasco

University of Notre Dame, Notre Dame, U.S.A.

R. Bucci, N. Dev, M. Hildreth, K. Hurtado Anampa, C. Jessop, D.J. Karmgard, N. Kellams, K. Lannon, W. Li, N. Loukas, N. Marinelli, F. Meng, C. Mueller, Y. Musienko³⁸, M. Planer, A. Reinsvold, R. Ruchti, P. Siddireddy, G. Smith, S. Taroni, M. Wayne, A. Wightman, M. Wolf, A. Woodard

The Ohio State University, Columbus, U.S.A.

J. Alimena, L. Antonelli, B. Bylsma, L.S. Durkin, S. Flowers, B. Francis, A. Hart, C. Hill, W. Ji, T.Y. Ling, W. Luo, B.L. Winer, H.W. Wulsin

Princeton University, Princeton, U.S.A.

S. Cooperstein, O. Driga, P. Elmer, J. Hardenbrook, P. Hebda, S. Higginbotham, A. Kalogeropoulos, D. Lange, J. Luo, D. Marlow, K. Mei, I. Ojalvo, J. Olsen, C. Palmer, P. Piroué, J. Salfeld-Nebgen, D. Stickland, C. Tully

University of Puerto Rico, Mayaguez, U.S.A.

S. Malik, S. Norberg

Purdue University, West Lafayette, U.S.A.

A. Barker, V.E. Barnes, S. Das, L. Gutay, M. Jones, A.W. Jung, A. Khatiwada, D.H. Miller, N. Neumeister, C.C. Peng, H. Qiu, J.F. Schulte, J. Sun, F. Wang, R. Xiao, W. Xie

Purdue University Northwest, Hammond, U.S.A.

T. Cheng, J. Dolen, N. Parashar

Rice University, Houston, U.S.A.

Z. Chen, K.M. Ecklund, S. Freed, F.J.M. Geurts, M. Guilbaud, M. Kilpatrick, W. Li, B. Michlin, B.P. Padley, J. Roberts, J. Rorie, W. Shi, Z. Tu, J. Zabel, A. Zhang

University of Rochester, Rochester, U.S.A.

A. Bodek, P. de Barbaro, R. Demina, Y.t. Duh, T. Ferbel, M. Galanti, A. Garcia-Bellido, J. Han, O. Hindrichs, A. Khukhunaishvili, K.H. Lo, P. Tan, M. Verzetti

The Rockefeller University, New York, U.S.A.

R. Ciesielski, K. Goulios, C. Mesropian

Rutgers, The State University of New Jersey, Piscataway, U.S.A.

A. Agapitos, J.P. Chou, Y. Gershtein, T.A. Gómez Espinosa, E. Halkiadakis, M. Heindl, E. Hughes, S. Kaplan, R. Kunnawalkam Elayavalli, S. Kyriacou, A. Lath, R. Montalvo, K. Nash, M. Osherson, H. Saka, S. Salur, S. Schnetzer, D. Sheffield, S. Somalwar, R. Stone, S. Thomas, P. Thomassen, M. Walker

University of Tennessee, Knoxville, U.S.A.

A.G. Delannoy, J. Heideman, G. Riley, K. Rose, S. Spanier, K. Thapa

Texas A&M University, College Station, U.S.A.

O. Bouhali⁷⁵, A. Castaneda Hernandez⁷⁵, A. Celik, M. Dalchenko, M. De Mattia, A. Delgado, S. Dildick, R. Eusebi, J. Gilmore, T. Huang, T. Kamon⁷⁶, R. Mueller, Y. Pakhotin, R. Patel, A. Perloff, L. Perniè, D. Rathjens, A. Safonov, A. Tatarinov

Texas Tech University, Lubbock, U.S.A.

N. Akchurin, J. Damgov, F. De Guio, P.R. Duderø, J. Faulkner, E. Gurpinar, S. Kunori, K. Lamichhane, S.W. Lee, T. Mengke, S. Muthumuni, T. Peltola, S. Undleeb, I. Volobouev, Z. Wang

Vanderbilt University, Nashville, U.S.A.

S. Greene, A. Gurrola, R. Janjam, W. Johns, C. Maguire, A. Melo, H. Ni, K. Padeken, J.D. Ruiz Alvarez, P. Sheldon, S. Tuo, J. Velkovska, Q. Xu

University of Virginia, Charlottesville, U.S.A.

M.W. Arenton, P. Barria, B. Cox, R. Hirosky, M. Joyce, A. Ledovskoy, H. Li, C. Neu, T. Sinthuprasith, Y. Wang, E. Wolfe, F. Xia

Wayne State University, Detroit, U.S.A.

R. Harr, P.E. Karchin, N. Poudyal, J. Sturdy, P. Thapa, S. Zaleski

University of Wisconsin — Madison, Madison, WI, U.S.A.

M. Brodski, J. Buchanan, C. Caillol, D. Carlsmith, S. Dasu, L. Dodd, S. Duric, B. Gomber, M. Grothe, M. Herndon, A. Hervé, U. Hussain, P. Klabbers, A. Lanaro, A. Levine, K. Long, R. Loveless, V. Rekovic, T. Ruggles, A. Savin, N. Smith, W.H. Smith, N. Woods

†: Deceased

1: Also at Vienna University of Technology, Vienna, Austria

- 2: Also at IRFU, CEA, Université Paris-Saclay, Gif-sur-Yvette, France
- 3: Also at Universidade Estadual de Campinas, Campinas, Brazil
- 4: Also at Federal University of Rio Grande do Sul, Porto Alegre, Brazil
- 5: Also at Universidade Federal de Pelotas, Pelotas, Brazil
- 6: Also at Université Libre de Bruxelles, Bruxelles, Belgium
- 7: Also at Institute for Theoretical and Experimental Physics, Moscow, Russia
- 8: Also at Joint Institute for Nuclear Research, Dubna, Russia
- 9: Now at Cairo University, Cairo, Egypt
- 10: Now at Fayoum University, El-Fayoum, Egypt
- 11: Also at British University in Egypt, Cairo, Egypt
- 12: Now at Ain Shams University, Cairo, Egypt
- 13: Also at Department of Physics, King Abdulaziz University, Jeddah, Saudi Arabia
- 14: Also at Université de Haute Alsace, Mulhouse, France
- 15: Also at Skobeltsyn Institute of Nuclear Physics, Lomonosov Moscow State University, Moscow, Russia
- 16: Also at Tbilisi State University, Tbilisi, Georgia
- 17: Also at CERN, European Organization for Nuclear Research, Geneva, Switzerland
- 18: Also at RWTH Aachen University, III. Physikalisches Institut A, Aachen, Germany
- 19: Also at University of Hamburg, Hamburg, Germany
- 20: Also at Brandenburg University of Technology, Cottbus, Germany
- 21: Also at MTA-ELTE Lendület CMS Particle and Nuclear Physics Group, Eötvös Loránd University, Budapest, Hungary
- 22: Also at Institute of Nuclear Research ATOMKI, Debrecen, Hungary
- 23: Also at Institute of Physics, University of Debrecen, Debrecen, Hungary
- 24: Also at Indian Institute of Technology Bhubaneswar, Bhubaneswar, India
- 25: Also at Institute of Physics, Bhubaneswar, India
- 26: Also at Shoolini University, Solan, India
- 27: Also at University of Visva-Bharati, Santiniketan, India
- 28: Also at University of Ruhuna, Matara, Sri Lanka
- 29: Also at Isfahan University of Technology, Isfahan, Iran
- 30: Also at Yazd University, Yazd, Iran
- 31: Also at Plasma Physics Research Center, Science and Research Branch, Islamic Azad University, Tehran, Iran
- 32: Also at Università degli Studi di Siena, Siena, Italy
- 33: Also at INFN Sezione di Milano-Bicocca ^a, Università di Milano-Bicocca ^b, Milano, Italy
- 34: Also at International Islamic University of Malaysia, Kuala Lumpur, Malaysia
- 35: Also at Malaysian Nuclear Agency, MOSTI, Kajang, Malaysia
- 36: Also at Consejo Nacional de Ciencia y Tecnología, Mexico city, Mexico
- 37: Also at Warsaw University of Technology, Institute of Electronic Systems, Warsaw, Poland
- 38: Also at Institute for Nuclear Research, Moscow, Russia
- 39: Now at National Research Nuclear University ‘Moscow Engineering Physics Institute’ (MEPhI), Moscow, Russia
- 40: Also at St. Petersburg State Polytechnical University, St. Petersburg, Russia
- 41: Also at University of Florida, Gainesville, U.S.A.
- 42: Also at P.N. Lebedev Physical Institute, Moscow, Russia
- 43: Also at California Institute of Technology, Pasadena, U.S.A.
- 44: Also at Budker Institute of Nuclear Physics, Novosibirsk, Russia
- 45: Also at Faculty of Physics, University of Belgrade, Belgrade, Serbia

- 46: Also at INFN Sezione di Pavia ^a, Università di Pavia ^b, Pavia, Italy
- 47: Also at University of Belgrade, Faculty of Physics and Vinca Institute of Nuclear Sciences, Belgrade, Serbia
- 48: Also at Scuola Normale e Sezione dell'INFN, Pisa, Italy
- 49: Also at National and Kapodistrian University of Athens, Athens, Greece
- 50: Also at Riga Technical University, Riga, Latvia
- 51: Also at Universität Zürich, Zurich, Switzerland
- 52: Also at Stefan Meyer Institute for Subatomic Physics (SMI), Vienna, Austria
- 53: Also at Gaziosmanpasa University, Tokat, Turkey
- 54: Also at Istanbul Aydin University, Istanbul, Turkey
- 55: Also at Mersin University, Mersin, Turkey
- 56: Also at Piri Reis University, Istanbul, Turkey
- 57: Also at Adiyaman University, Adiyaman, Turkey
- 58: Also at Izmir Institute of Technology, Izmir, Turkey
- 59: Also at Necmettin Erbakan University, Konya, Turkey
- 60: Also at Marmara University, Istanbul, Turkey
- 61: Also at Kafkas University, Kars, Turkey
- 62: Also at Istanbul Bilgi University, Istanbul, Turkey
- 63: Also at Rutherford Appleton Laboratory, Didcot, United Kingdom
- 64: Also at School of Physics and Astronomy, University of Southampton, Southampton, United Kingdom
- 65: Also at Monash University, Faculty of Science, Clayton, Australia
- 66: Also at Instituto de Astrofísica de Canarias, La Laguna, Spain
- 67: Also at Bethel University, St. Paul, U.S.A.
- 68: Also at Utah Valley University, Orem, U.S.A.
- 69: Also at Purdue University, West Lafayette, U.S.A.
- 70: Also at Beykent University, Istanbul, Turkey
- 71: Also at Bingol University, Bingol, Turkey
- 72: Also at Erzincan University, Erzincan, Turkey
- 73: Also at Sinop University, Sinop, Turkey
- 74: Also at Mimar Sinan University, Istanbul, Istanbul, Turkey
- 75: Also at Texas A&M University at Qatar, Doha, Qatar
- 76: Also at Kyungpook National University, Daegu, Korea