

## RADIO POLARIZATION OF THE YOUNG HIGH-MAGNETIC-FIELD PULSAR PSR J1119–6127

FRONEFIELD CRAWFORD AND NATHAN C. KEIM  
 Department of Physics, Haverford College, Haverford, PA 19041;  
 fcrawfor@haverford.edu

Received 2002 October 15; accepted 2003 March 3

### ABSTRACT

We have investigated the radio polarization properties of PSR J1119–6127, a recently discovered young radio pulsar with a large magnetic field. Using pulsar-gated radio imaging data taken at a center frequency of 2496 MHz with the Australia Telescope Compact Array, we have determined a rotation measure for the pulsar of  $+842 \pm 23$  rad  $m^{-2}$ . These data, combined with archival polarimetry data taken at a center frequency of 1366 MHz with the Parkes telescope, were used to determine the polarization characteristics of PSR J1119–6127 at both frequencies. The pulsar has a fractional linear polarization of  $\sim 75\%$  and  $\sim 55\%$  at 1366 and 2496 MHz, respectively, and the profile consists of a single, wide component. This pulse morphology and high degree of linear polarization are in agreement with previously noticed trends for young pulsars (e.g., PSR J1513–5908). A rotating vector (RV) model fit of the position angle of linear polarization over pulse phase using the Parkes data suggests that the radio emission comes from the leading edge of a conal beam. We discuss PSR J1119–6127 in the context of a recent theoretical model of pulsar spin-down, which can in principle be tested with polarization and timing data from this pulsar. Geometric constraints from the RV fit are currently insufficient to test this model with statistical significance, but additional data may allow such a test in the future.

*Subject headings:* polarization — pulsars: individual (PSR J1119–6127) — radio continuum: stars — stars: neutron

### 1. INTRODUCTION

Pulsar polarimetry is one of the keys to understanding the process and geometry of radio emission from pulsars. In the rotating vector (RV) model (Radhakrishnan & Cooke 1969) the polarization of pulsar radio emission is linked to the emission geometry in such a way that as the pulsar rotates, the axis of linear polarization is aligned with the projected direction on the sky of the pulsar’s magnetic dipole axis. The pulsar’s emission geometry itself may be described by two angles, each measured from the pulsar’s angular momentum vector: the magnetic inclination angle  $\alpha$  is the angle between the spin axis and the magnetic dipole axis, and the angle  $\zeta$  measures the separation between the spin axis and an observer’s line of sight. Given this geometric description, the RV model defines the linear polarization position angle (P.A.) as a function of pulse phase  $\phi$  according to

$$\tan(\psi - \psi_0) = \frac{\sin \alpha \sin(\phi - \phi_0)}{\sin \zeta \cos \alpha - \cos \zeta \sin \alpha \cos(\phi - \phi_0)}, \quad (1)$$

where  $\psi_0$  is the P.A. corresponding to the projected direction of the pulsar’s rotation axis on the sky, and  $\phi_0$  is the pulse phase at which the P.A. swings most rapidly, corresponding to the magnetic axis sweeping past the line of sight. P.A. is measured from north to east on the sky, following the usual convention (e.g., Everett & Weisberg 2001). A more observationally useful replacement for  $\zeta$  is the impact parameter  $\beta$ , defined as the smallest angle between the magnetic axis and the line of sight as the dipole rotates,  $\zeta = \alpha/\beta$  (Everett & Weisberg 2001). A small value of  $|\beta|$  corresponds to a steep P.A. swing as the magnetic axis sweeps past the line of sight.

With sufficient coverage over pulse phase, a fit for RV model parameters  $\psi_0$ ,  $\phi_0$ ,  $\alpha$ , and  $\beta$  may be performed. Since

$\phi_0$  is the phase corresponding to the center of the magnetic pole, the fit determines the geometry not only of the pulsar itself, but of the pulsar’s regions of radio emission, which can lie at various positions relative to the pulsar’s magnetic axis. Emission at the magnetic axis is not always present, and emission may not be symmetrical about the axis, in some cases giving rise to one or more pulses that lead or trail the beam center (Lyne & Manchester 1988).

One possible geometric interpretation of the phenomenology of pulsar polarization profiles is that emission can come from either core or conal beams. While a core beam is a narrow, solid cone of radio emission extending outward along the pulsar’s magnetic dipole axis, a conal beam is in the form of a larger, hollow cone that circumscribes the core beam. In this interpretation, conal emission tends to have a steeper spectral index and a higher degree of linear polarization than core emission (Lyne & Manchester 1988). While Rankin (1983) has proposed that core and conal components arise from differing emission mechanisms, Lyne & Manchester (1988) contend that there is a continuous variation in radiation properties between core and cone and that all radio beam emission shares the same mechanism. Lyne & Manchester (1988) also suggest that emission beam patterns may be “patchy,” such that only one side of an ideal hollow cone beam might be active.

A model of pulsar spin-down proposed by Melatos (1997) connects pulsar timing with geometry such that its predictions may be tested through observation. The model treats the pulsar and its inner magnetosphere as a single perfectly conducting sphere rotating in a vacuum. The model thus differs from the standard vacuum-dipole theory of pulsar spin-down (Ostriker & Gunn 1969) in which the rotating magnetic dipole is treated as pointlike. In the Melatos model, the components of the electric and magnetic fields exterior to the rotating conducting sphere are modified

according to calculations first performed by Deutsch (1955). The resulting modified electromagnetic torque is also dependent upon the magnetic inclination angle  $\alpha$ ; the strongest braking occurs when the magnetic and spin axes are orthogonal (i.e., when  $\sin \alpha$  is a maximum).

Using the modified torque expression derived from these fields, the Melatos model predicts the values of the first and second braking indices  $n$  and  $m$ , which are determined observationally by  $n = \nu\ddot{\nu}/\dot{\nu}^2$  and  $m = \nu^2\nu^{(3)}/\dot{\nu}^3$ , where  $\nu$  is the observed pulsar rotation frequency. The model determines  $n$  and  $m$  using only three observable parameters: the period  $P = 1/\nu$ , the period derivative  $\dot{P}$ , and  $\alpha$ . In the point-dipole spin-down model, theory predicts  $n = 3$  and  $m = n(2n - 1) = 15$  (Blandford & Romani 1988). However, in the Melatos model, the decreased braking torque produces values for  $n$  and  $m$  that are smaller than these, and there are no free parameters in the model. The model is thus highly falsifiable if adequate constraints can be placed on a pulsar’s emission geometry. The model has so far been applied with some success to the Crab pulsar, PSR B0540–69, and PSR J1513–5908 (B1509–58).

PSR J1119–6127 is a 408 ms radio pulsar that was discovered in 1997 August using the Parkes 64 m radio telescope during the Parkes Multibeam Pulsar Survey (Camilo et al. 2000). The pulsar is suitable for the study of pulsar spin-down: it is one of the youngest known pulsars, with an estimated age from timing of  $1.7 \pm 0.1$  kyr, and is notable for having one of the strongest surface magnetic field strengths of any known radio pulsar [ $B \equiv 3.2 \times 10^{19}(\dot{P}\ddot{P})^{1/2} = 4.1 \times 10^{13}$  G under the magnetic dipole assumption]. A measured second period derivative for the pulsar (Camilo et al. 2000) can in principle be used in combination with a constraint on  $\alpha$  to test the Melatos model of pulsar spin-down (see § 3.3).

## 2. OBSERVATIONS AND DATA REDUCTION

We have analyzed polarimetry data taken with the Australia Telescope Compact Array (ATCA; Frater, Brooks, & Whiteoak 1992) and the Parkes radio telescope at center frequencies of 2496 and 1366 MHz, respectively. Details of the data analysis are presented below.

### 2.1. ATCA 2496 MHz Data

Data were taken of PSR J1119–6127 with the ATCA using a 128 MHz bandwidth centered on a frequency of 2496 MHz<sup>1</sup> as part of a radio imaging campaign in which supernova remnant SNR G292.2–0.5 was discovered; this is a young remnant associated with the pulsar (Crawford et al. 2001a). The ATCA observations were conducted on 1998 October 30 and 31 in the 6D array configuration using pulsar gating. The observing parameters, given in Table 1, are outlined with more extensive details of the data analysis elsewhere (Crawford 2000; Crawford et al. 2001a).

Frequency channels contaminated with self-generated radio frequency interference were automatically excised at

<sup>1</sup> Data were taken simultaneously at 1384 MHz with the ATCA using the dual-band feed, but Faraday smearing across the bandwidth from the large rotation measure (see rotation measure estimate below) reduced the measured linear polarization to less than 5% of the intrinsic value. We therefore do not use the 1384 MHz ATCA data in the analysis here and do not mention it further in this paper.

TABLE 1  
OBSERVING PARAMETERS AND MEASURED POLARIZATION PARAMETERS  
FOR PSR J1119–6127

PARAMETER	TELESCOPE	
	Parkes	ATCA
Receiver .....	Multibeam	13 cm
On-source integration time (hr).....	0.8	9
Center frequency (MHz).....	1366	2496
Bandwidth (MHz).....	128	104
Number of frequency channels.....	8	13
Number of bins in pulse profile.....	256	32
Pulse width at 50% of peak (deg) .....	20	15
Pulse width at 10% of peak (deg) .....	45	35
$\langle L \rangle / S^a$ (%) .....	$77 \pm 10^d$	$56 \pm 6$
$\langle V \rangle / S^b$ (%).....	$-8 \pm 15^d$	$-22 \pm 6$
$\langle  V  \rangle / S^c$ (%).....	$10 \pm 15^d$	$22 \pm 6$
Rotation measure, RM <sup>e</sup> (rad m <sup>-2</sup> ) .....		$+842 \pm 23$
Mean line-of-sight magnetic field, $\langle B_{\parallel} \rangle^f$ ( $\mu$ G).....		$+1.47 \pm 0.04$

NOTE.—The ATCA observing parameters are also presented in detail in Crawford et al. 2001a.

<sup>a</sup> Fractional on-pulse linear polarization. Corrected for channel/bandwidth depolarization.

<sup>b</sup> Fractional on-pulse circular polarization. Positive values correspond to left circular polarization.

<sup>c</sup> Fractional absolute on-pulse circular polarization.

<sup>d</sup> Quoted uncertainty includes the contribution from multibeam receiver instrumental effects (e.g., Johnston 2002).

<sup>e</sup> Determined from 2496 MHz pulsar-gated ATCA data.

<sup>f</sup> Positive values correspond to magnetic field lines toward the observer.

the start of the analysis, and alternating channels from the remaining set were preserved as a set of 13 channels of width 8 MHz each, giving 104 MHz of usable bandwidth. Since there is overlap between original adjacent channels, no sensitivity penalty was incurred in the selection of alternate channels. After the data were flagged and edited, the on-pulse data were selected from the pulsar gating, and Stokes parameters were extracted for each frequency channel at the pulsar’s position. These were used to compute the rotation measure (RM) for the pulsar. Using the MIRIAD data analysis package,<sup>2</sup> Stokes  $Q$  and  $U$  from each channel were converted into a P.A. according to

$$= \frac{1}{2} \arctan\left(\frac{U}{Q}\right) . \psi \quad (2)$$

An uncertainty in each P.A. was also computed using this routine, and the resulting P.A. for each channel was plotted against the square of the wavelength for each channel (see Fig. 1). A linear fit of the form  $\psi = \psi_0 + \text{RM}\lambda^2$  was then performed on the 13 data points to determine the RM. The best-fit slope gave  $\text{RM} = +842 \pm 23$  rad m<sup>-2</sup>. The resulting Faraday depolarization across the bandwidth at 2496 MHz was 4%, indicating that the polarization profile retains fidelity even in the absence of a Faraday rotation correction.

The frequency channels were then summed, and Stokes parameters were preserved for each of 32 pulse phase bins. A mean off-pulse baseline was subtracted from the total

<sup>2</sup> See R. J. Sault & N. E. B. Killeen, 1999, The MIRIAD User’s Guide (Sydney: Australia Telescope National Facility), found at <http://www.atnf.csiro.au/computing/software/miriad>.

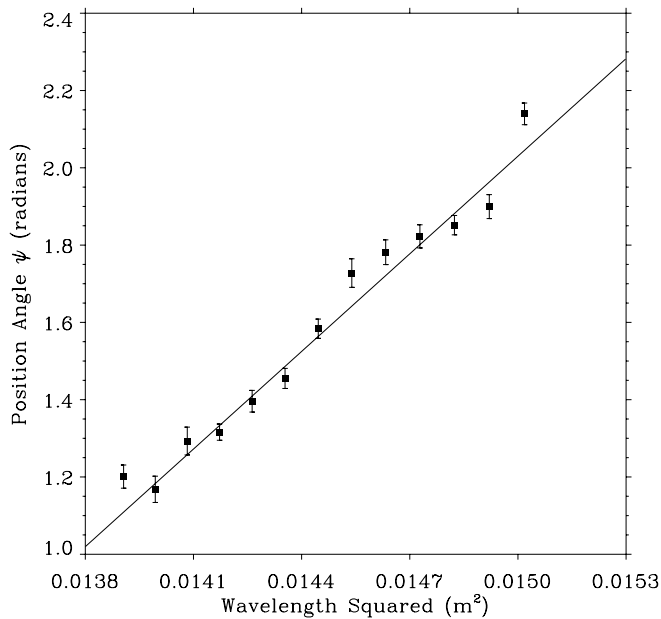


FIG. 1.—P.A. as a function of wavelength squared for the 2496 MHz pulsar-gated ATCA data. Thirteen frequency channels of on-pulse data at the pulsar's position were used. The best-fit line is overlaid, with a slope (RM) of  $+842 \pm 23 \text{ rad m}^{-2}$ .

intensity profile, and the magnitude of the linear polarization for each phase bin,  $L = (Q^2 + U^2)^{1/2}$ , was computed and corrected for positive bias as follows:

$$L = (|L_{\text{obs}}^2 - \langle L^2 \rangle_{\text{off}}|)^{1/2} \cdot \psi \quad (3)$$

$\langle L^2 \rangle_{\text{off}}$  is the average value of the square of  $L$  for all off-pulse bins. Stokes  $V$  represents the circularly polarized intensity, with positive values corresponding to left-circularly polarized radiation. The percentage of linear polarization in the pulse profile,  $\langle L \rangle / S$ , was computed as the mean fractional linear polarization for all on-pulse bins, where  $S$  is the flux from Stokes  $I$ . The percentages of circular and absolute circular polarization were likewise computed as  $\langle V \rangle / S$  and  $\langle |V| \rangle / S$ , respectively.

## 2.2. Parkes 1366 MHz Data

Data were taken of PSR J1119–6127 with the Parkes radio telescope on 1999 January 16 and 18. The observations were conducted using the multibeam receiver (Staveley-Smith et al. 1996) and Caltech Correlator (Navarro 1994; Navarro et al. 1997) at a center frequency of 1366 MHz covering a bandwidth of 128 MHz. Eight channels of width 16 MHz each were preserved.

Four separate integrations of 12 minutes each were summed, totaling 48 minutes. The four observations were taken in two sets of two consecutive observations. The first set (taken on 1999 January 16) was separated by two days from the second set (taken on 1999 January 18). Feed rotation provided correction for parallactic angle variation during the observations. The observing parameters are presented in Table 1, and the observing technique was similar to the one described by Manchester, Han, & Qiao (1998) and Crawford, Manchester, & Kaspi (2001b). 256 pulse phase bins were preserved across the full profile, allowing a

high-resolution study of the behavior of the P.A. over the pulse phase.

An independent estimate of the RM using the Parkes data gave  $\text{RM} = +823 \pm 6 \text{ rad m}^{-2}$  (see, e.g., Manchester, Han, & Qiao 1998 and Crawford et al. 2001b for details on the technique of how the RM was estimated). Although this RM is consistent with the ATCA RM estimate, the very small uncertainty in the Parkes estimate cannot be readily believed. Multibeam receiver instrumental effects were present that affect the measured RM at a level significantly greater than the quoted uncertainty, which is less than 1% (see, e.g., Johnston 2002 for details). We instead use the more reliable RM estimate from the ATCA data. However, a phase-rotation correction could still be applied to the Parkes data prior to channel summing. Trial phase rotations were applied until the resulting measured linear polarization  $L$  in the profile from the sum across channels was maximized, indicating constructive addition of the linear polarization (and the proper correction for Faraday rotation). Uncorrectable Faraday smearing within the frequency channels accounted for a reduction in the measured fractional linear polarization of 4%.

After phase rotation and channel summing, the Stokes parameters were used to determine polarization parameters for each bin in the same way as for the ATCA data (described above). The uncertainty in  $\psi$  for each profile bin was based on the scalar uncertainty determined from the off-pulse rms of Stokes  $I$ . The linear polarization vector for a given bin could deviate in any direction by this uncertainty, and the corresponding deviation in the vector's P.A. was taken to be the uncertainty in  $\psi$ . These uncertainties were used when computing the RV best fit for the Parkes data. Thirty-three data points in the profile had P.A. uncertainty less than  $15^\circ$ , indicating significant and measurable linear polarization. These points were used in the P.A. fit (see § 3.2). Only the Parkes data were used for this fit since the ATCA profile had insufficient resolution.

## 3. RESULTS AND DISCUSSION

### 3.1. Radio Polarization Properties of PSR J1119–6127

Measured polarization parameters for PSR J1119–6127 from the 1366 MHz Parkes data and the 2496 MHz ATCA data are presented in Table 1, and the Parkes and ATCA polarization profiles are shown in Figures 2 and 3, respectively. The on-pulse emission has strong linear polarization at both frequencies, with a fractional linear polarization (scaled upward by 4% in each case to correct for Faraday smearing across finite bandwidths) of  $77\% \pm 10\%$  and  $56\% \pm 6\%$  at 1366 and 2496 MHz. The uncertainty in the linear polarization fraction measured in the Parkes data includes the error introduced by multibeam receiver polarization impurities. These impurities affect the measured circular polarization and, to a lesser extent, the linear polarization (Johnston 2002). It is clear that the pulsar remains highly polarized at high radio frequencies. The circular polarization is weaker in both cases. The RM, measured using the 2496 MHz ATCA data, is  $+842 \pm 23 \text{ rad m}^{-2}$ . The relation of the RM to the mean line-of-sight interstellar magnetic field is given by (Manchester &

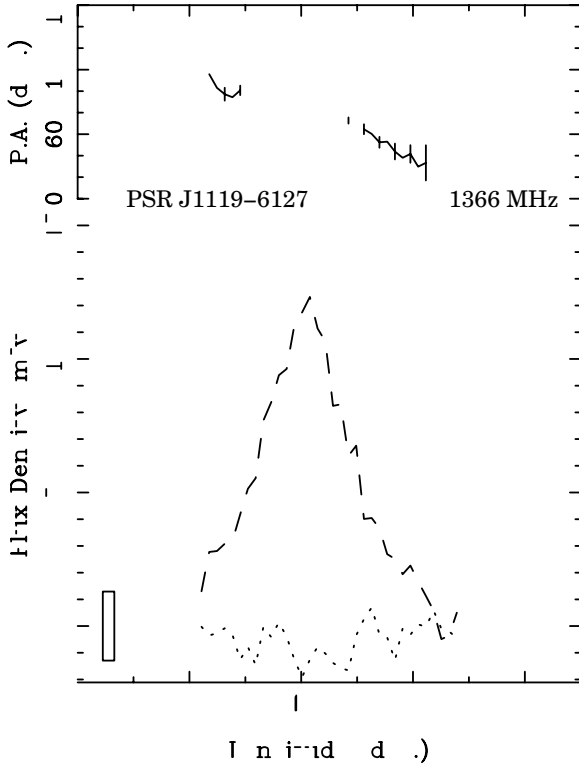


FIG. 2.—1366 MHz polarization profile of PSR J1119–6127 from the Parkes data. The full 360 degrees of phase of the profile spans 256 bins, but only the portion in which the pulse appears is shown. In the lower part of the plot, the solid line indicates total intensity as a function of pulse phase in degrees. The dashed and dotted lines indicate the linearly and circularly polarized intensity, respectively. Positive values of circular polarization correspond to left-circular polarization. The height of the box in the lower left-hand corner is twice the baseline scatter and does not reflect the additional uncertainty in the measured polarization arising from multi-beam receiver instrumental effects. The upper part of the plot shows the P.A. plotted as a function of pulse phase on the same axis. The pulsar is highly linearly polarized, consistent with trends noticed for young energetic pulsars.

Taylor 1977)

$$\langle B_{\parallel} \rangle = 1.232 \frac{RM}{DM} \mu G, \psi \quad (4)$$

where DM is the dispersion measure in units of  $\text{pc cm}^{-3}$  ( $DM = 707 \text{ pc cm}^{-3}$  for PSR J1119–6127);  $\langle B_{\parallel} \rangle$  for PSR J1119–6127 is  $+1.47 \pm 0.04 \mu\text{G}$ , where a positive value corresponds to field lines pointing toward the observer. This value is consistent with typical galactic magnetic field strengths (Han, Manchester, & Qiao 1999).

The profile's high degree of linear polarization is particularly noteworthy. Another young radio pulsar, PSR J1513–5098, has similar characteristics to PSR J1119–6127 (i.e., a  $\sim 2$  kyr age, a very large magnetic field, and a relatively long period for such a young pulsar). Crawford, Manchester, & Kaspi (2001b) report on radio polarization observations of PSR J1513–5098 taken with Parkes at 1350 MHz and show that the pulsar is essentially completely linearly polarized at this frequency. At 1366 MHz, PSR J1119–6127 has a single, wide pulse, with a width of  $\sim 20^\circ$  as measured at 50% of the peak, and a width of  $\sim 45^\circ$  as measured at 10% of the peak. This wide pulse is again similar to the morphology of PSR J1513–5908, which at 1350

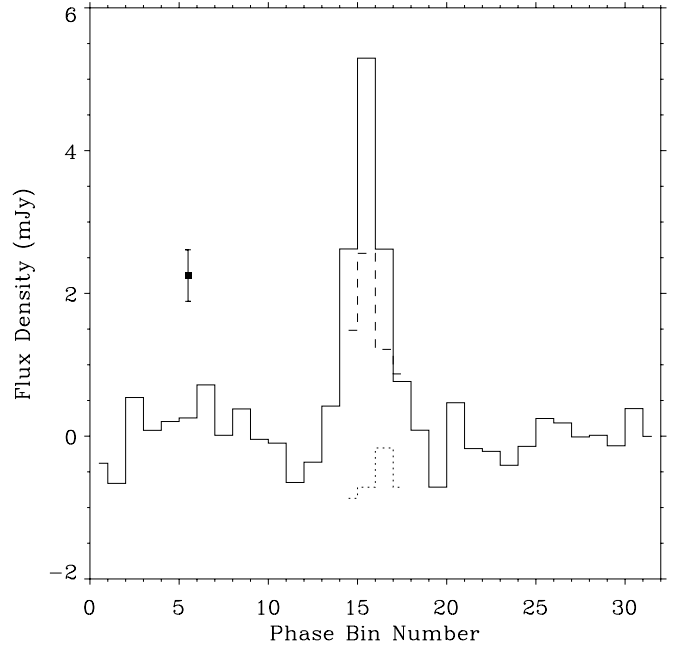


FIG. 3.—2496 MHz polarization profile of PSR J1119–6127 from pulsar gated ATCA data. The profile for one period (360 degrees of phase) is shown, corresponding to 32 phase bins. The solid line indicates total intensity while the dashed and dotted lines indicate the linearly and circularly polarized intensity, respectively. Positive values of circular polarization correspond to left-circular polarization. The baseline scatter is indicated by the error bar to the left of the profile. The pulsar remains highly polarized at high radio frequencies.

MHz has pulse widths of  $35^\circ$  and  $95^\circ$  at 50% and 10% of the peak, respectively. In general, the pulse morphology of PSR J1119–6127 is similar to the single, wide, highly linearly polarized profiles of the young pulsars presented by Crawford, Manchester, & Kaspi (2001b).

With its relatively large spin-down luminosity  $\dot{E} \equiv 3.94 \times 10^{46} \dot{P}/P^3 = 2.3 \times 10^{36} \text{ ergs s}^{-1}$ , the pulsar fits a positive trend noticed previously at 1400 MHz between spin-down luminosity and degree of linear polarization (see, e.g., Fig. 2 of Crawford, Manchester, & Kaspi 2001b). The pulsar also fits the association between small characteristic age (in this case,  $\tau_c \equiv P/2\dot{P} = 1.6$  kyr) and strong linear polarization noticed by Gould & Lyne (1998). Since spin-down luminosity and characteristic age are correlated by definition ( $\tau_c \propto 1/P^2\dot{E}$ ), this is not surprising.

### 3.2. P.A. Swing and RV Fit from the Parkes Data

Measured position angles with uncertainty less than  $15^\circ$  are shown as a function of pulse phase in Figure 4 for the 1366 MHz Parkes data. Overlaid is the best-fit RV model. The fit used a downhill simplex  $\chi^2$ -minimization algorithm in four dimensions (e.g., Press et al. 1992). The model fits well, with a best-fit  $\chi^2$  of 16.5 with 29 degrees of freedom. The characteristic swing in P.A. is noticeable, with a maximum swing occurring at  $\phi_0$ , as determined by the best fit. There is almost no radiation at the point  $\phi = \phi_0$  and after; the pulse peak leads the P.A. swing. This is consistent with the partial conal beam structure interpretation set forth by Lyne & Manchester (1988) and is similar to the P.A. behavior seen for other young pulsars (Crawford, Manchester, & Kaspi 2001b).

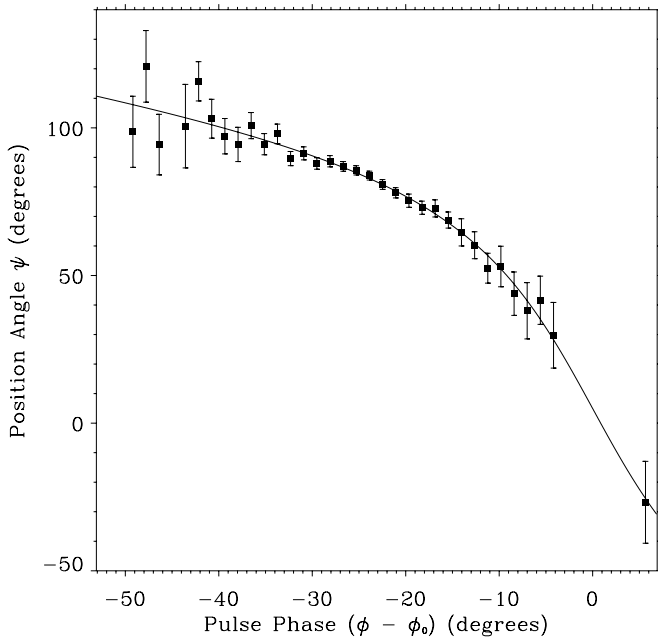


FIG. 4.—P.A. as a function of pulse phase for PSR J1119–6127 from the 1366 MHz Parkes data, with the best-fit RV model overlaid. Data points with P.A. uncertainty less than  $15^\circ$  are shown and were used in the fit. The pulse phase point  $(\phi - \phi_0) = 0$ , where the P.A. swing is greatest, corresponds to the magnetic pole sweeping past the line of sight. The peak of the profile, where the P.A. uncertainty is smallest, leads  $(\phi - \phi_0) = 0$ , suggesting that the emission is emanating from the leading edge of a conal beam.

Constraints from the RV fit on the parameters  $\alpha$  and  $\beta = \zeta - \alpha$  are shown in Figure 5. The statistical constraints on the fit parameters imply  $|\beta| \lesssim 20^\circ$  at the  $3\sigma$  confidence level. However,  $\alpha$  can only be constrained to  $\alpha \lesssim 140^\circ$  at the

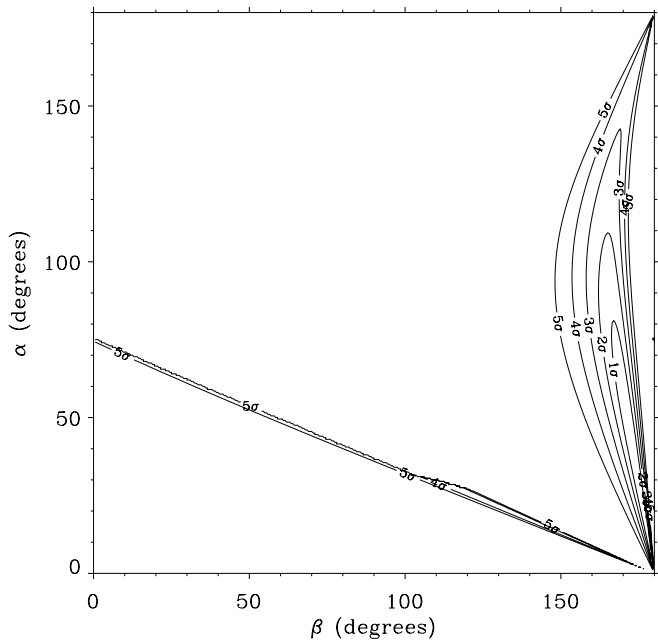


FIG. 5.—Confidence regions in  $\alpha$  (magnetic inclination angle) and  $\beta\psi$  (impact parameter) for the RV model best fit of the 1366 MHz Parkes P.A. data. Contours at 1, 2, 3, 4, and  $5\sigma$  confidence levels are indicated. At the  $3\sigma$  level,  $-20^\circ \lesssim \beta \lesssim 0^\circ$  and  $\alpha \lesssim 140^\circ$ . This constraint on  $\alpha$  is not sufficient to test the spin-down model of Melatos (1997).

$3\sigma$  level owing to the limited data available. It is important to note that while  $\alpha$  and  $\beta$  display little covariance,  $\alpha$  and  $\zeta\psi$  have concomitantly great covariance.

### 3.3. Testing the Melatos Model of Pulsar Spin-down

We have attempted to test the Melatos model of spin-down using an estimate of  $\alpha$  from the RV fit of the Parkes P.A. data (described in § 3.2) and measurements of  $n$  and  $m$  from previous timing observations. Camilo et al. (2000) measured a braking index  $n = 2.91 \pm 0.05$  for PSR J1119–6127, which included uncertainty from a glitch and timing noise. Within the Melatos model, this value of  $n$  implies that  $\alpha$  should lie between  $10^\circ$  and  $32^\circ$  (see Fig. 6).

A measurement of the second braking index  $m$  is unavailable from the current timing data; furthermore, possible future glitches make the prospect of accurately measuring  $m$  uncertain. If  $m$  were to be estimated from future timing observations, a significant test of the spin-down model using  $m$  would still require an independent geometry constraint that excludes very small values of  $\alpha$ ; for  $\alpha$  less than a few degrees, the model’s prediction of  $m$  fluctuates across a wide range of values.

Although the Parkes P.A. data are fitted well by the RV model (see § 3.2), the fit does not provide a meaningful statistical constraint on  $\alpha$ . At the  $3\sigma$  level,  $\alpha \lesssim 140^\circ$  in the fit. Since the model’s prediction of the braking index  $n$  depends on the sine of  $\alpha$ , a useful constraint on  $n$  requires a constraint on  $\alpha$  better than  $0^\circ < \alpha < 90^\circ$ . The  $3\sigma$  constraint on  $\alpha$  from these observations is thus insufficient to test the Melatos model. Additional P.A. data from future polarimetry observations may be able to sufficiently constrain  $\alpha$  and make a significant test of the model possible. We estimate that with 12 hr of polarization observations at 1400 MHz

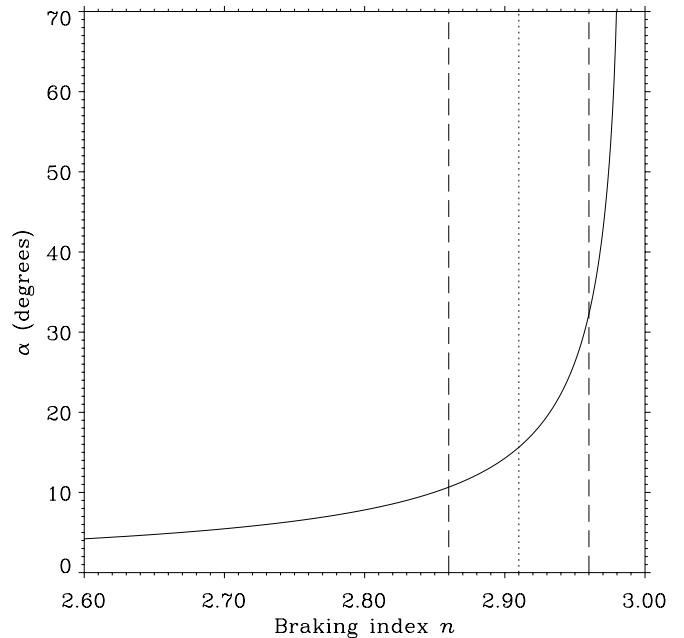


FIG. 6.—Plot of magnetic inclination angle  $\alpha$  as a function of braking index  $n$  for PSR J1119–6127, as predicted by the model of Melatos (1997). The vertical lines correspond to the range  $n = 2.91 \pm 0.05$  measured for PSR J1119–6127 (Camilo et al. 2000). This corresponds to  $10^\circ \lesssim \alpha \lesssim 32^\circ$  in the model. The greater slope around  $n = 2.96$  indicates that reducing the uncertainty in  $n$  would significantly reduce the range of  $\alpha$  that could be in agreement with the model.

with a similar system, we could obtain a  $3\sigma$  constraint on  $\alpha\psi$  that would be useful for the model test.

As shown in Figure 6, improvements in the measurement of  $n$  itself might also aid a test of this model. Reducing the uncertainty in  $n$  would reduce the range of observed  $\alpha$  that could be in agreement with the model.

#### 4. CONCLUSIONS

Using pulsar-gated 2496 MHz radio imaging data (Crawford et al. 2001a) taken with the ATCA and archival 1366 MHz polarization data taken with the Parkes telescope, we report on the polarization properties of PSR J1119–6127, a pulsar notable for its youth and strong magnetic field. A Faraday rotation measurement using the ATCA data gives an RM of  $+842 \pm 23$  rad m<sup>-2</sup> for the pulsar and a corresponding mean line-of-sight magnetic field strength of  $+1.47 \pm 0.04$   $\mu$ G, consistent with typical galactic magnetic field values. The pulsar's polarization profile shows a high degree of linear polarization (75% at 1366 MHz and 55% at 2496 MHz), in agreement with previously noticed trends for young pulsars at 1400 MHz (Crawford, Manchester, & Kaspi 2001b; Gould & Lyne 1998). The pulsar also has linear polarization and pulse morphology characteristics that are similar to those seen for other young pulsars (e.g., PSR J1513–5908). An RV model fit of the observed P.A. swing from the Parkes data con-

strains the impact parameter to  $|\beta| \lesssim 20^\circ$  and indicates that the pulse peak leads the P.A. symmetry axis. In addition, the pulsar's profile consists of a single wide component. These features suggest emission from the leading edge of a wide hollow cone beam, consistent with the partial conal interpretation outlined by Lyne & Manchester (1988).

PSR J1119–6127's measurable braking index and clean polarization profile suggest that it may be used in the future to test the model of pulsar spin-down proposed by Melatos (1997). While constraints on the magnetic inclination angle  $\alpha$  obtained from an RV model fit to the available Parkes P.A. data are inadequate for a significant test of this model, further refinements from pulsar timing and additional polarization observations could make such a test possible.

We thank Andrew Melatos and the referee Simon Johnston for insightful comments and helpful suggestions for improving the manuscript. We also thank Bryan Gaensler for advice on the ATCA data analysis and John Reynolds and John Sarkissian for providing the relevant Parkes observing logs. N. C. K. was supported through a Research Experience for Undergraduates supplemental research grant from the National Science Foundation. The Parkes radio telescope and ATCA are part of the Australia Telescope, which is funded by the Commonwealth of Australia as a National Facility operated by CSIRO.

#### REFERENCES

- Blandford, R. D., & Romani, R. W. 1988, *MNRAS*, 234, 57P  
 Camilo, F., Kaspi, V. M., Lyne, A. G., Manchester, R. N., Bell, J. F., D'Amico, N., McKay, N. P. F., & Crawford, F. 2000, *ApJ*, 541, 367  
 Crawford, F. 2000, Ph.D. thesis, MIT  
 Crawford, F., Gaensler, B. M., Kaspi, V. M., Manchester, R. N., Camilo, F., Lyne, A. G., & Pivovarov, M. J. 2001a, *ApJ*, 554, 152  
 Crawford, F., Manchester, R. N., & Kaspi, V. M. 2001b, *AJ*, 122, 2001  
 Deutsch, A. J. 1955, *Annales d'Astrophysique*, 18, 1  
 Everett, J. E., & Weisberg, J. M. 2001, *ApJ*, 553, 341  
 Frater, R. H., Brooks, J. W., & Whiteoak, J. B. 1992, *J. Electrical Electron. Eng. Australia*, 12, 103  
 Gould, D. M., & Lyne, A. G. 1998, *MNRAS*, 301, 235  
 Han, J. L., Manchester, R. N., & Qiao, G. J. 1999, *MNRAS*, 306, 371  
 Johnston, S. 2002, *Publ. Astron. Soc. Australia*, 19, 277  
 Lyne, A. G., & Manchester, R. N. 1988, *MNRAS*, 234, 477  
 Melatos, A. 1997, *MNRAS*, 288, 1049  
 Manchester, R. N., Han, J. L., & Qiao, G. J. 1998, *MNRAS*, 295, 280  
 Manchester, R. N., & Taylor, J. H. 1977, *Pulsars* (San Francisco: Freeman)  
 Navarro, J. 1994, Ph.D. thesis, Caltech  
 Navarro, J., Manchester, R. N., Sandhu, J. S., Kulkarni, S. R., & Bailes, M. 1997, *ApJ*, 486, 1019  
 Ostriker, J. P., & Gunn, J. E. 1969, *ApJ*, 157, 1395  
 Press, W. H., Teukolsky, S. A., Vetterling, W. T., & Flannery, B. P. 1992, *Numerical Recipes in C* (2d ed.; Cambridge: Cambridge Univ. Press)  
 Radhakrishnan, V., & Cooke, D. J. 1969, *Astrophys. Lett.*, 3, 225  
 Rankin, J. M. 1983, *ApJ*, 274, 333  
 Staveley-Smith, L., et al. 1996, *Publ. Astron. Soc. Australia*, 13, 243