

University of Texas Rio Grande Valley

ScholarWorks @ UTRGV

---

Earth, Environmental, and Marine Sciences  
Faculty Publications and Presentations

College of Sciences

---

1-2020

## The Potential Impact of Nuclear Conflict on Ocean Acidification

Nicole S. Lovenduski

Cheryl S. Harrison

*The University of Texas Rio Grande Valley*

Holly Olivarez

Charles G. Bardeen

Owen B. Toon

*See next page for additional authors*

Follow this and additional works at: [https://scholarworks.utrgv.edu/eems\\_fac](https://scholarworks.utrgv.edu/eems_fac)



Part of the [Earth Sciences Commons](#), [Environmental Sciences Commons](#), and the [Marine Biology Commons](#)

---

### Recommended Citation

Lovenduski, Nicole S., Cheryl S. Harrison, Holly Olivarez, Charles G. Bardeen, Owen B. Toon, Joshua Coupe, Alan Robock, Tyler Rohr, and Samantha Stevenson. 2020. "The Potential Impact of Nuclear Conflict on Ocean Acidification." *Geophysical Research Letters* 47 (3): e2019GL086246. <https://doi.org/10.1029/2019GL086246>.

This Article is brought to you for free and open access by the College of Sciences at ScholarWorks @ UTRGV. It has been accepted for inclusion in Earth, Environmental, and Marine Sciences Faculty Publications and Presentations by an authorized administrator of ScholarWorks @ UTRGV. For more information, please contact [justin.white@utrgv.edu](mailto:justin.white@utrgv.edu), [william.flores01@utrgv.edu](mailto:william.flores01@utrgv.edu).

---

**Authors**

Nicole S. Lovenduski, Cheryl S. Harrison, Holly Olivarez, Charles G. Bardeen, Owen B. Toon, Joshua Coupe, Alan Robock, Tyler Rohr, and Samantha Stevenson

# Geophysical Research Letters

## RESEARCH LETTER

10.1029/2019GL086246

### Key Points:

- Nuclear conflict has the potential to increase surface ocean pH and decrease aragonite saturation state
- The decrease in saturation state would exacerbate shell dissolution from anthropogenic ocean acidification
- A regional nuclear conflict may have far-reaching effects on global ocean carbonate chemistry

### Supporting Information:

- Supporting Information S1

### Correspondence to:

N. S. Lovenduski,  
nicole.lovenduski@colorado.edu

### Citation:

Lovenduski, N. S., Harrison, C. S., Olivarez, H., Bardeen, C. G., Toon, O. B., Coupe, J., et al. (2020). The potential impact of nuclear conflict on ocean acidification. *Geophysical Research Letters*, 47, e2019GL086246. <https://doi.org/10.1029/2019GL086246>

Received 13 NOV 2019

Accepted 17 JAN 2020

Accepted article online 21 JAN 2020

## The Potential Impact of Nuclear Conflict on Ocean Acidification

Nicole S. Lovenduski<sup>1,2</sup> , Cheryl S. Harrison<sup>2,3</sup> , Holly Olivarez<sup>2,4</sup> , Charles G. Bardeen<sup>5,6</sup> , Owen B. Toon<sup>1,6</sup> , Joshua Coupe<sup>7</sup> , Alan Robock<sup>7</sup> , Tyler Rohr<sup>8</sup> , and Samantha Stevenson<sup>9</sup> 

<sup>1</sup>Department of Atmospheric and Oceanic Sciences, University of Colorado, Boulder, CO, USA, <sup>2</sup>Institute of Arctic and Alpine Research, University of Colorado, Boulder, CO, USA, <sup>3</sup>School of Earth, Environmental, and Marine Sciences, University of Texas Rio Grande Valley, Port Isabel, TX, USA, <sup>4</sup>Environmental Studies Program, University of Colorado, Boulder, CO, USA, <sup>5</sup>Atmospheric Chemistry Observations and Modeling Laboratory, National Center for Atmospheric Research, Boulder, CO, USA, <sup>6</sup>Laboratory for Atmospheric and Space Physics, University of Colorado, Boulder, CO, USA, <sup>7</sup>Department of Environmental Sciences, Rutgers University, New Brunswick, NJ, USA, <sup>8</sup>Water Power Technologies Office, Department of Energy, Washington, DC, USA, <sup>9</sup>Bren School of Environmental Science and Management, University of California, Santa Barbara, CA, USA

**Abstract** We demonstrate that the global cooling resulting from a range of nuclear conflict scenarios would temporarily increase the pH in the surface ocean by up to 0.06 units over a 5-year period, briefly alleviating the decline in pH associated with ocean acidification. Conversely, the global cooling dissolves atmospheric carbon into the upper ocean, driving a 0.1 to 0.3 unit decrease in the aragonite saturation state ( $\Omega_{arag}$ ) that persists for  $\sim 10$  years. The peak anomaly in pH occurs 2 years post conflict, while the  $\Omega_{arag}$  anomaly peaks 4- to 5-years post conflict. The decrease in  $\Omega_{arag}$  would exacerbate a primary threat of ocean acidification: the inability of marine calcifying organisms to maintain their shells/skeletons in a corrosive environment. Our results are based on sensitivity simulations conducted with a state-of-the-art Earth system model integrated under various black carbon (soot) external forcings. Our findings suggest that regional nuclear conflict may have ramifications for global ocean acidification.

### 1. Introduction

Nuclear warfare could have devastating impacts on millions of people, yet it has been suggested that regional or global nuclear conflict may be possible in the future (Toon et al., 2019). In addition to the calamitous impacts of nuclear conflict on a local level, research conducted with a range of climate models finds a global cooling in response to various conflict scenarios (Coupe et al., 2019; Malone et al., 1985; Mills et al., 2014; Pausata et al., 2016; Robock et al., 2007; Turco et al., 1983). This global cooling is driven by fires started by the nuclear weapons. These fires inject smoke into the upper troposphere, where rapid lofting can spread the sunlight-absorbing soot particles into the stratosphere (Turco et al., 1983). Recent research implies that even a small nuclear conflict may have impacts on the global climate system, affecting the state and circulation of the atmosphere (Robock et al., 2007), increasing the sea ice extent in both hemispheres (Mills et al., 2014), and reducing plant productivity and crop yields in regions far from the conflict location (Özdoğan et al., 2013; Toon et al., 2019; Xia & Robock, 2013).

While less studied, the potential impacts of nuclear conflict on the ocean are many. Numerous physical, chemical, and biological processes in the ocean are temperature dependent, and sunlight is a critical ingredient for photosynthesizing phytoplankton at the base of the marine food web. Using a climate model with an interactive ocean, Mills et al. (2014) evaluated the ocean physical response to a potential India/Pakistan nuclear war that lofts 5 Tg of black carbon particles into the stratosphere; they find a 0.8° C decrease in globally averaged sea surface temperature, with smaller temperature reductions at depth. Recently Toon et al. (2019) used an Earth system model that includes a representation for phytoplankton to evaluate the ocean biological response to nuclear conflict; they report a 5–15% decrease in phytoplankton productivity under a range of conflict scenarios. Such findings prompt further investigation into how nuclear conflict and the resulting global cooling may alter the chemical state of the ocean. Perturbations in the ocean's carbonate chemistry are of particular interest, owing to their importance for ocean acidification.

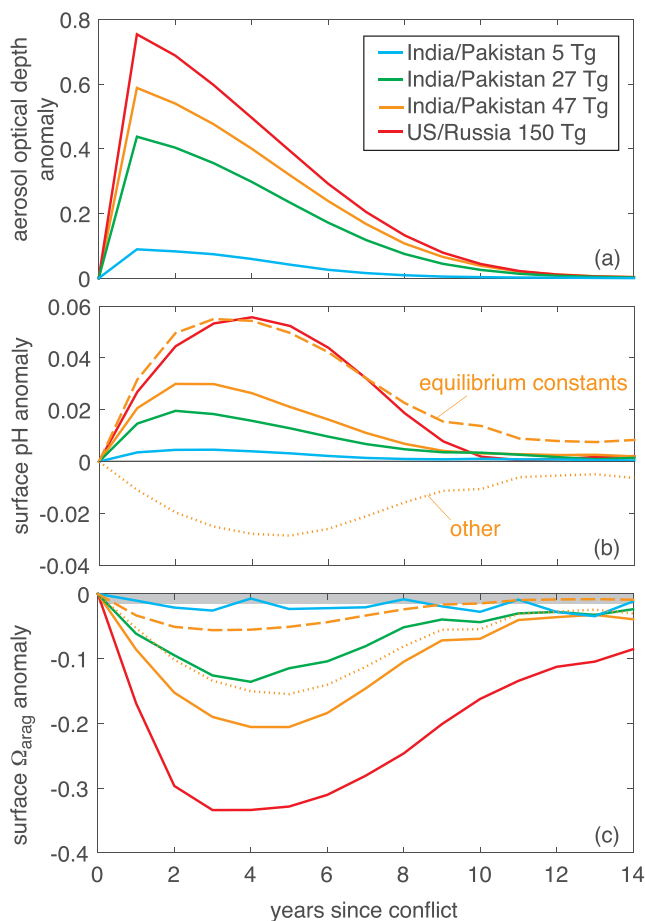
Ocean acidification is an ongoing, large-scale environmental problem driven by fossil fuel emissions of carbon dioxide ( $\text{CO}_2$ ). Cumulatively since the preindustrial era, the ocean has absorbed 41% of the carbon emitted by human industrial activities (McKinley et al., 2017). While this ocean absorption of carbon has partially mitigated anthropogenic global warming, it has fundamentally altered the carbonate chemistry of the ocean, increasing the concentration of hydrogen ions ( $[\text{H}^+]$ ) while decreasing the concentration of carbonate ions ( $[\text{CO}_3^{2-}]$ ). Observations collected at time series sites across the global ocean find statistically significant reductions in the potential hydrogen ( $\text{pH} = -\log([\text{H}^+])$ ) and the saturation state of the calcium carbonate mineral aragonite ( $\Omega_{\text{arag}}$ , which is proportional to  $[\text{CO}_3^{2-}]$ ) over the past few decades (Bates et al., 2014). These changes are a direct consequence of the ocean absorption of anthropogenic carbon; carbonate chemistry dictates that the excess carbon will react with water and  $\text{CO}_3^{2-}$  to decrease ocean pH and  $\Omega$  (Feely et al., 2004). Both of these changes may have negative consequences for marine organisms, in particular for those that precipitate calcium carbonate shells (e.g., coccolithophores, pteropods, foraminifera, corals, molluscs, and echinoderms), as the precipitation is hindered by low pH, and because decreases in  $\Omega$  favor shell dissolution (Doney et al., 2009).

To date, there have been no studies of the effects of nuclear conflict on ocean acidification, though past modeling studies on the ocean's response to volcanic forcing and to proposed geoengineering schemes have intimated that ocean carbonate chemistry is highly sensitive to these types of external forcings. Using a fully coupled carbon-climate model, Frölicher et al. (2011) find that volcanic-induced cooling following the 1991 Mt. Pinatubo eruption led to immediate increases in the flux of carbon from atmosphere to ocean and consequently, increases in the total dissolved inorganic carbon (DIC) concentration in the surface ocean. Eddebbbar et al. (2019) demonstrate that air-to-sea  $\text{CO}_2$  fluxes are significantly enhanced following the eruptions of Agung, El Chichón, and Pinatubo in a large ensemble of simulations with an Earth system model. Matthews et al. (2009) conduct solar radiation management climate engineering simulations with an intermediate complexity model of the coupled climate-carbon system; they find changes in ocean pH and  $\Omega_{\text{arag}}$  as a result of the anomalous cooling. Similarly, Lauvset et al. (2017) indicate that radiation management geoengineering leads to changes in North Atlantic pH in a fully coupled Earth system model, but they do not explore changes in  $\Omega_{\text{arag}}$ . While these studies are suggestive of the carbonate chemistry response to nuclear conflict, the external forcing perturbations are of a different magnitude and duration than those imposed by nuclear conflict. Further, it is difficult to mechanistically understand the ocean carbonate chemistry response to such external forcing perturbations in fully coupled models, where the terrestrial response to forcing additionally influences the atmospheric  $\text{CO}_2$  concentration.

Here, we use a state-of-the-art Earth system model to simulate the ocean carbonate chemistry response to a range of nuclear conflict scenarios. We decouple the ocean carbon cycle from that of the terrestrial carbon cycle via a direct prescription of the atmospheric  $\text{CO}_2$  boundary condition used for air-sea  $\text{CO}_2$  flux, that is, changes in the terrestrial biosphere have no influence on the atmospheric  $\text{CO}_2$  that the ocean sees. As we will demonstrate, we find large perturbations in ocean pH and  $\Omega_{\text{arag}}$  as a result of nuclear conflict. These perturbations have relatively long duration (order of 10 years) and are driven by decreases in temperature and subsequent increases in the ocean carbon inventory.

## 2. Methods

We analyse output generated by the Community Earth System Model (CESM) version 1.3, a state-of-the-art coupled climate model consisting of atmosphere, ocean, land, and sea ice components (Hurrell et al., 2013). The atmosphere component of CESM in our simulations is the Whole Atmosphere Community Climate Model (WACCM; Marsh et al., 2013) with nominal  $2^\circ$  resolution, 66 vertical levels, and a model top at  $\sim 145$  km; it uses the Rapid Radiative Transfer Model for GCMs (RRTMG; Iacono et al., 2000) for the radiative transfer. The Community Aerosol and Radiation Model for Atmospheres (Bardeen et al., 2008) is coupled with WACCM to simulate the injection, lofting, advection, and removal of soot aerosols in the troposphere and stratosphere, and their subsequent impact on climate (Coupe et al., 2019; Toon et al., 2019). The ocean component of CESM is the Parallel Ocean Program version 2 (Danabasoglu et al., 2012) with nominal  $1^\circ$  resolution and 60 vertical levels. The biogeochemical ocean component of CESM is the Biogeochemical Elemental Cycling model that represents the lower trophic levels of the marine ecosystem, full carbonate system thermodynamics, air-sea  $\text{CO}_2$  fluxes, and a dynamic iron cycle (Doney et al., 2006; Moore et al., 2004, 2013; Moore & Braucher, 2008; Long et al., 2013; Lindsay et al., 2014).



**Figure 1.** Temporal evolution of the annual mean, globally averaged anomaly in (a) aerosol optical depth, (b) surface ocean pH, and (c) surface ocean  $\Omega_{arag}$  for the first 14 years following each conflict. In each case, the anomaly represents the difference between the conflict simulation and the ensemble mean of the three control simulations. Gray shading in panels (b,c) shows one standard deviation of the annual mean anomalies in pH and  $\Omega_{arag}$ , respectively, from the control ensemble means. Dashed orange lines in panels (b,c) represent the anomalies in pH and  $\Omega_{arag}$  driven by changes in the carbonate system equilibrium constants for the India/Pakistan 47-Tg simulation, and the dotted lines represent all other drivers of the anomalies.

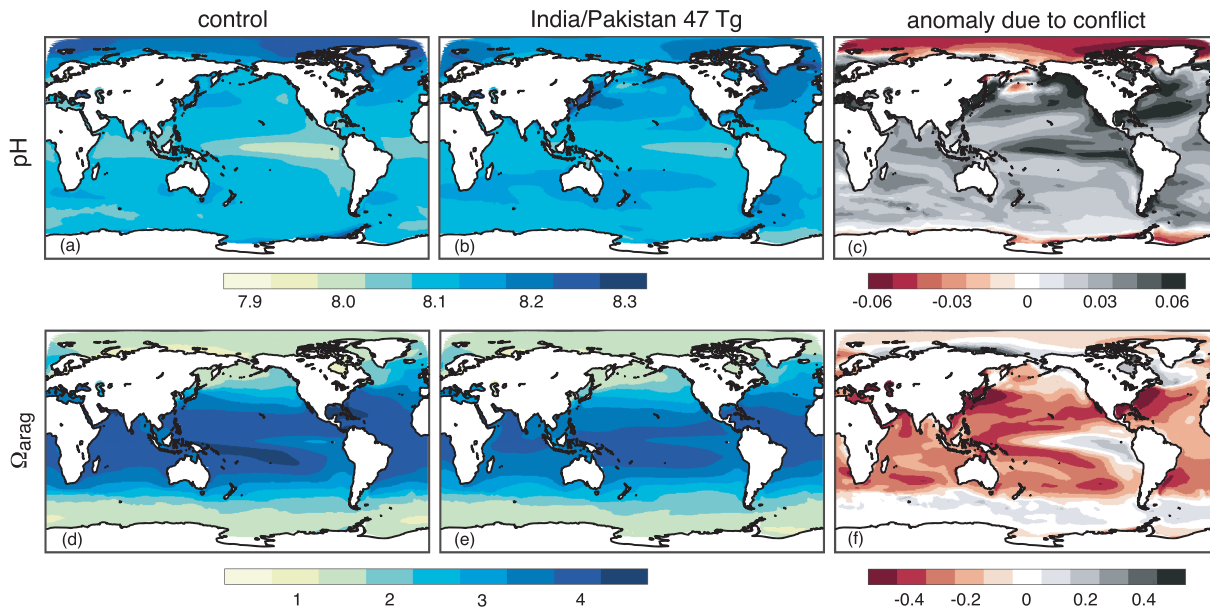
The ocean in the coupled CESM simulation is initialized from rest with World Ocean Circulation (WOCE) temperature and salinity (Gouretski & Koltermann, 2004). Biogeochemical tracers are initialized to observationally based climatologies where possible (Lauvset et al., 2016); where these were not available (such as dissolved iron and phytoplankton biomass), the model is initialized with fields interpolated from an existing CESM simulation. The new, fully coupled simulation was spun up for 4 years to an approximate steady state with a constant atmospheric  $\text{CO}_2$  mixing ratio of 370 ppm, representative of the mixing ratio in the year 2000. Due to the relatively short spin-up period, the globally integrated air-sea  $\text{CO}_2$  flux is not in steady state (drifting at a rate of  $0.14 \text{ Pg C year}^{-2}$ ) when the perturbation forcing is applied. We therefore present our results as anomalies from the drifting control integrations.

Three control simulations of 20-year duration are generated using round-off level differences in atmospheric initial conditions. As each of these control simulations has different phasing of internal variability (e.g., El Niño-Southern Oscillation), we use the standard deviation across this ensemble to identify statistically significant perturbations due to nuclear conflict.

We report on the anomalies generated from four simulations of nuclear conflict with varying amounts of soot injection: three India/Pakistan conflict scenarios that inject 5, 27, and 47 Tg of soot, respectively, and one US/Russia conflict scenario that injects 150 Tg of soot. The initial soot injection amounts are generated from plausible scenarios for nuclear conflict following advice from a number of military and policy experts; the reader is referred to Toon et al. (2019) for further details on scenario development. In each case, we prescribe that the conflict begins on 15 May of the 5th year of the first control simulation, and we integrate the model for a 15-year period following the injection. We assume that the smoke generated by mass fires from nuclear conflict is injected into the upper troposphere above the target sites (in the U. S./Russia case, smoke is spread evenly over the two nations), as in Toon et al. (2019). WACCM lofts much of this smoke higher into the stratosphere via solar heating of black carbon aerosols in the smoke, where the black carbon aerosols persist for about a decade. The resulting annual mean, post-conflict (May to the following April) anomalies in aerosol optical depth are shown in Figure 1a. These optical depth changes result in a 10–40% reduction in incoming solar energy (Toon et al., 2019). While we discuss the anomalies generated from all four of these conflict simulations, we describe two

in greater detail throughout this manuscript: the U. S./Russia case, as it is the largest climate perturbation overall, and the India/Pakistan 47-Tg case, as it is the largest climate perturbation generated by a regional nuclear conflict.

Ocean biogeochemistry in the version of CESM used for our simulations has been extensively validated in the literature (Brady et al., 2019; Freeman et al., 2018; Harrison et al., 2018; Krumhardt et al., 2017; Lindsay et al., 2014; Lovenduski et al., 2015, 2016; Long et al., 2013, 2016; Moore et al., 2013; McKinley et al., 2016; Negrete-García et al., 2019). Of particular note for our study, the simulated surface ocean carbonate ion concentration from a long, preindustrial control simulation of CESM compares favorably with reconstructed observations, albeit with lower interannual variance than has been measured at subtropical time series sites (Lovenduski et al., 2015). In Figure S1 in the supporting information, we illustrate the comparison between observationally based estimates of surface ocean pH and  $\Omega_{arag}$  (from GLODAPv2; Lauvset et al., 2016) and the CESM control ensemble mean. In this comparison, we note that the observational estimates have been extensively interpolated and are intended to represent year 2002 carbonate chemistry parameters, whereas CESM has been integrated under an atmospheric  $\text{CO}_2$  mixing ratio that corresponds to year 2000 forcing.



**Figure 2.** Annual mean surface ocean (top row) pH and (bottom row)  $\Omega_{arag}$  averaged over years 2–5 post conflict of the (first column) control simulation ensemble mean and (second column) Indian/Pakistan 47-Tg simulation (third column). Anomaly due to conflict is represented as the difference between the 47-Tg simulation and the control ensemble mean in years 2–5 post conflict.

We find high correspondence between the spatial patterns of modeled and observed pH and  $\Omega_{arag}$ , giving us confidence that CESM is capable of representing the mean state of these two variables.

### 3. Results

Globally averaged surface ocean pH increases in response to each of the nuclear conflicts, where the magnitude of the pH anomaly scales with the amount of soot injected (Figure 1b). In each case, the pH anomaly exceeds the interannual standard deviation of pH in the control ensemble mean (gray shading in Figure 1b). We observe the largest increases in surface ocean pH in response to the U. S./Russia 150-Tg case; here the globally averaged surface ocean pH anomaly exceeds 0.05, corresponding to a  $\sim 10\%$  decrease in the global mean hydrogen ion concentration. Under each scenario, the pH anomaly peaks 2–4 years after the conflict and persists for  $\sim 10$  years. With the exception of the high-latitude oceans, the pH increase following the nuclear conflict is pervasive across the surface ocean (Figures 2a–2c). In the 47-Tg India/Pakistan scenario, we observe local pH anomalies exceeding 0.06 units on average in years 2–5 post conflict (Figure 2c); the anomalies are largest in the North Atlantic, North Pacific, and Equatorial Pacific. These large, abrupt changes in surface ocean pH may have important consequences for calcifying organisms, as shell precipitation can be affected by the ambient hydrogen ion concentration in seawater (Kroeker et al., 2013). Since the beginning of the industrial revolution, global ocean pH has dropped by an estimated 0.1 units (Ciais & Sabine, 2013). The anomalies in pH generated by our simulations exceed 50% of this historical change and occur over a much shorter time period. Whether and how organisms respond to the initial and rapid alleviation of low pH, followed by an immediate return to the current pH state in the global ocean, is as yet unknown (see, e.g., Haigh et al., 2015).

In contrast to our results for pH, we observe decreases in surface ocean  $\Omega_{arag}$  following nuclear conflict (Figure 1c), which should tend to inhibit the maintenance of shells and skeletons in calcified organisms. While minimal changes in  $\Omega_{arag}$  are simulated for the 5-Tg India/Pakistan case, the other three cases produce large decreases in saturation state, on the order of 0.1 to 0.3 units (Figure 1c). In each of these three cases, the anomalies exceed the interannual standard deviation of  $\Omega_{arag}$  in the control ensemble mean (gray shading in Figure 1c). The peak response in these three cases occurs 3–5 years post conflict, a year or so later than the pH response. While for pH the globally averaged anomaly is negligibly small, 10-years post conflict; anomalies in globally averaged  $\Omega_{arag}$  persist beyond our 15-year simulation time frame for all conflict scenarios. The decreases in aragonite saturation state span the tropics and subtropics, with the exception of the central and eastern Equatorial Pacific region (Figures 2d–2f). Local decreases in saturation state exceed 0.5 units in

the western North Atlantic and western North Pacific under the 47-Tg India/Pakistan scenario (Figure 2f). Importantly, the simulated decreases in saturation state are highly pronounced in regions that host diverse coral reef ecosystems (for instance, the western and southwestern Pacific and the Caribbean), and like pH, the changes in saturation state occur fairly rapidly. Projections from climate models suggest that coral reef ecosystems across the world will experience aragonite saturation state declines from their preindustrial value of 3.5 to 3.0 by the end of the century (Ricke et al., 2013); alarmingly, our simulations project similar  $\Omega_{arag}$  declines over a 3- to 5-year period, which then persist for years after the initial forcing dissipates.

The opposite-signed anomalies in pH and  $\Omega_{arag}$  induced by nuclear conflict seem puzzling at first, as for "typical" anthropogenic ocean acidification scenarios, both of these variables simultaneously decrease. Why would nuclear conflict cause opposing responses in pH and saturation state? To understand these opposing responses, we need to consider the carbonate chemistry system in seawater and its sensitivity to changing temperature. Gaseous  $\text{CO}_2$  reacts with seawater to form carbonic acid ( $\text{H}_2\text{CO}_3$ ), which then dissociates to form  $\text{H}^+$  and bicarbonate ( $\text{HCO}_3^-$ ). The hydrogen ion then reacts with  $\text{CO}_3^{2-}$  to form additional  $\text{HCO}_3^-$ ,



The equilibrium constants for these reactions (typically expressed as  $K_0$ ,  $K_1$ , and  $K_2$ , respectively; Sarmiento & Gruber, 2006) are sensitive to changes in temperature, for example, the cooling induced by nuclear conflict. We need to also consider the dissolution reaction for mineral calcium carbonate ( $\text{CaCO}_3$ ) in seawater,

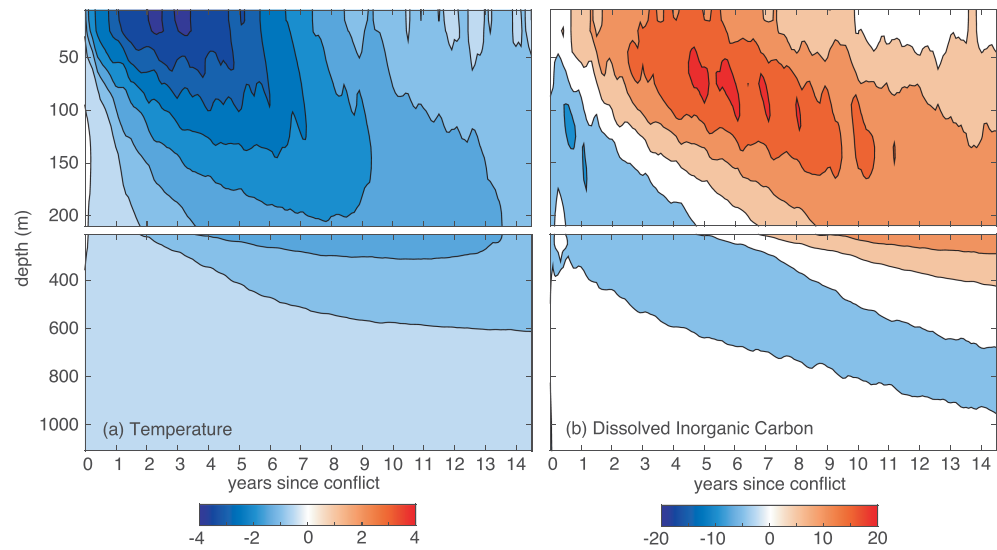


where  $[\text{Ca}^{2+}]_{sat}$  and  $[\text{CO}_3^{2-}]_{sat}$  are the concentrations of dissolved calcium and carbonate in equilibrium with mineral  $\text{CaCO}_3$ , and the solubility product ( $K_{sp}$ ) for this reaction is also sensitive to temperature (Sarmiento & Gruber, 2006). Further, the saturation state for a calcium carbonate mineral in seawater (here: aragonite), can be expressed as

$$\Omega_{arag} = \frac{[\text{Ca}^{2+}][\text{CO}_3^{2-}]}{K_{sp}}, \quad (5)$$

where both  $[\text{CO}_3^{2-}]$  and  $K_{sp}$  are affected by changes in temperature ( $\text{Ca}^{2+}$  is highly abundant in seawater, and thus changes in temperature do not affect its concentration enough to matter for  $\text{CaCO}_3$  dissolution; Emerson & Hedges, 2008; Sarmiento & Gruber, 2006). Thus, we can decompose the anomalies in pH and  $\Omega_{arag}$  into the component driven by temperature-induced changes in the carbonate chemistry equilibrium constants ( $K_0$ ,  $K_1$ ,  $K_2$ , and  $K_{sp}$ ) and the component driven by all other changes to the carbonate chemistry system, such as changes in the DIC concentration, the alkalinity, or the salinity. We approximate the temperature sensitivity of the equilibrium constants using a program developed for  $\text{CO}_2$  system calculations (CO2SYS; van Heuven et al., 2011) via finite difference approximation. The component driven by all other changes to the carbonate system is computed as the residual of the other two terms.

The pH response to nuclear conflict is the sum of two opposing drivers: an increase in pH driven by a decrease in sea surface temperature that alters the carbonate chemistry equilibrium constants and a decrease in pH driven by an increase in the DIC concentration of the upper ocean. Figure 1b illustrates the temporal evolution of the components of the global pH anomalies from the India/Pakistan 47-Tg simulation driven by changes in the equilibrium constants versus all other changes in the carbonate chemistry system. The equilibrium constant-driven pH anomaly is positive, peaking 2–3 years after the conflict, whereas the "other" component of the pH anomaly is negative, peaking 3–5 years after the conflict. The resulting total pH anomaly is positive, indicating that it is more strongly influenced by changes in the equilibrium



**Figure 3.** Temporal evolution of the globally averaged anomalies in (a) temperature ( $^{\circ}\text{C}$ ) and (b) salinity-normalized dissolved inorganic carbon ( $\text{mmol m}^{-3}$ ) from the surface to 1,000 m for the first 14 years following the India/Pakistan 47-Tg conflict. Anomalies defined as in Figure 1.

constants than other changes. In the India/Pakistan 47-Tg case, globally averaged temperature reaches a minimum 2 to 3-years post conflict; the model initially produces  $3.5^{\circ}\text{C}$ – $4^{\circ}\text{C}$  anomalies at the surface that rewarm toward pre-conflict values for the duration of the simulation (Figure 3a). In contrast, surface ocean salinity-normalized DIC anomalies peak 3 to 5-years post conflict (Figure 3b), mainly as a result of the enhanced solubility of  $\text{CO}_2$  in colder seawater. While decreasing biological export production also contributes to increased DIC in the surface ocean, this signal is small relative to the change driven by enhanced air-to-sea  $\text{CO}_2$  flux (e.g., Figure S2). The delay in DIC relative to temperature anomalies is a result of the long (order months to years) timescale for  $\text{CO}_2$  to fully equilibrate with the surface mixed layer (Emerson & Hedges, 2008). The cold, high DIC surface anomalies slowly propagate into the global ocean thermocline; we observe  $1^{\circ}\text{C}$  and  $10 \text{ mmol m}^{-3}$  anomalies in temperature and DIC, respectively, at a depth of 300 m that persist beyond the length of our simulation (Figure 3). As there are no significant anomalies in global mean alkalinity or salinity post conflict (not shown), we conclude that the DIC perturbation drives the “other” component of the pH anomalies. We find similar behavior for these components in the other conflict scenarios (not shown).

The negative  $\Omega_{\text{arag}}$  anomalies post conflict are driven by a combination of lower temperatures and higher DIC concentrations. Colder surface temperatures tend to increase  $K_{\text{sp}}$ , while higher surface DIC concentrations tend to decrease  $[\text{CO}_3^{2-}]$ , resulting in lower  $\Omega_{\text{arag}}$  values post conflict. Figure 1c illustrates that the DIC (other) component dominates the total  $\Omega_{\text{arag}}$  anomaly for the India/Pakistan 47-Tg simulation. As for pH, the equilibrium constant component peaks earlier than the other component; this is due to the timing of the temperature and DIC perturbations (Figure 3).

The spatial patterns of the post-conflict surface pH and  $\Omega_{\text{arag}}$  anomalies in the India/Pakistan 47-Tg scenario (Figures 2c and 2f) result from perturbations in local surface ocean temperature and DIC (Figure S3). Negative temperature anomalies and positive DIC anomalies are pervasive in the tropics and extratropics, with the exception of the eastern Equatorial Pacific, where a large and long-lasting El Niño-like event develops following the conflict (Coupe, et al., manuscript in review). This strong reduction in the equatorial trade winds greatly weakens upwelling in the cold tongue region, producing near-zero surface temperature anomalies and a reduction in vertical DIC supply here (Figure S3). In the Southern Ocean, temperature and DIC are not much affected by the nuclear conflict, likely a result of enhanced upwelling of warm water from the subsurface (Harrison, et al., manuscript in preparation). Taken together, the aforementioned changes in temperature and DIC lead to increases in pH and decreases in  $\Omega_{\text{arag}}$  over most of the ocean surface (Figure S4).



The changes in surface ocean pH that we simulate for nuclear conflict resemble the simulated response of pH to volcanic eruptions, but are an order of magnitude larger. Figure S5 illustrates the anomaly in surface ocean pH in the first year following the eruptions of Agung, El Chichón, and Mt. Pinatubo, as estimated by the CESM Large Ensemble (Kay et al., 2015), which uses the same physical and biogeochemical ocean components as in our nuclear conflict simulations. The ensemble mean isolates the evolution of the Earth system under historical external forcing, including the aerosol loading following volcanic eruptions (Eddebar et al., 2019), and averages across the various representations of internal variability (Deser et al., 2012; we note that ensembles are not necessary for the nuclear conflict scenarios since the much larger magnitude of forcing provides a higher signal-to-noise ratio). The anomaly in the ensemble mean shown here thus cleanly captures the response of surface ocean pH to volcanic eruptions. Here we show the anomaly in preindustrial pH (pH anomalies in equilibrium with preindustrial atmospheric CO<sub>2</sub>, which is computed simultaneously with contemporary pH at model run time), as the contemporary pH anomalies include also the response to increasing atmospheric CO<sub>2</sub> from one year to the next. The similarity in the spatial patterns of volcanically induced pH anomalies and those produced under nuclear conflict is striking (cf. Figures S5 and 2c), suggesting that volcanic forcing produces similar temperature, DIC, and thus pH anomalies (including the El Niño-like response to volcanic forcing in the eastern Equatorial Pacific, described in Eddebar et al., 2019). However, the eruption-driven pH anomaly is both smaller (an order of magnitude) and of shorter duration (~2 years) than in the India/Pakistan 47-Tg simulation. Unfortunately, a similar analysis of volcanic  $\Omega_{arag}$  anomalies in the CESM Large Ensemble was not possible as preindustrial [CO<sub>3</sub><sup>2-</sup>] was not saved to disk.

#### 4. Conclusions and Discussion

We report on the surface ocean pH and  $\Omega_{arag}$  anomalies generated from four simulations of nuclear conflict using the CESM with full ocean carbonate system thermodynamics. Globally averaged surface ocean pH increases in response to each conflict, with the largest increases in the North Atlantic, North Pacific, and Equatorial Pacific Ocean. The pH anomalies persist for 10 years post conflict and are primarily driven by changes in the carbonate chemistry equilibrium constants as a result of decreases in sea surface temperature. In contrast, CESM simulates globally averaged decreases in surface ocean  $\Omega_{arag}$  in response to nuclear conflict, with the largest decreases in the tropics and subtropics. The  $\Omega_{arag}$  anomalies persist beyond the length of our 15-year simulations and are driven by a combination of changes in the carbonate chemistry equilibrium constants and the solubility-driven increases in DIC. We further demonstrate that the surface pH anomalies induced by nuclear conflict resemble those induced by volcanic eruptions in the same modeling system.

The simulated changes in global and regional pH and  $\Omega_{arag}$  as a result of nuclear conflict are large and abrupt. In the most extreme forcing scenario (U. S./Russia 150 Tg), over a period of ~5 years, global surface ocean pH increases by 0.06 units, and  $\Omega_{arag}$  decreases by 0.3 units. To put these numbers into perspective, this simulated rate of change of pH is 10 times larger than the rate of change we have observed over the past two decades as a result of ocean acidification ( $-0.0018 \text{ year}^{-1}$ ; Lauvset et al., 2015). Worryingly, surface ocean  $\Omega_{arag}$  decreases more than six times faster than has been observed in the open ocean over the past three decades ( $-0.0095 \text{ year}^{-1}$  at the Bermuda Atlantic time series; Bates et al., 2014). While the cooling associated with nuclear conflict rapidly and briefly alleviates the decline in pH associated with ocean acidification, the increase in solubility causes the ocean to absorb ~11 Pg of excess carbon in a 10-year period, leading to a rapid drop in  $\Omega_{arag}$ .

Whether and how calcifying organisms might respond to such rapid and opposing changes in pH and  $\Omega_{arag}$  is as yet unknown. In order to measure organism response to ocean acidification, a majority of laboratory studies perform CO<sub>2</sub> bubbling perturbation experiments, which simultaneously decrease the pH and  $\Omega_{arag}$  in the surrounding seawater solution (Pörtner et al., 2014). This simultaneous change in two carbonate chemistry parameters challenges our ability to isolate the organism response to changes in pH or changes in  $\Omega_{arag}$  alone. A recent laboratory sensitivity study of marine bivalve larvae used chemical manipulation experiments to decouple these two parameters; they found that larval shell development and growth were negatively impacted by decreasing  $\Omega$  and unaffected by changes in pH (Waldbusser et al., 2014). If these sensitivities are sustained in other organisms, we might conclude that calcifying organisms would be severely affected by nuclear conflict.

Our findings shed light on the ocean biogeochemical response to other forms of extreme external forcing, such as volcanic eruptions (Eddebbbar et al., 2019; Frölicher et al., 2011) and solar radiation management climate engineering (Lauvset et al., 2017; Matthews et al., 2009). They may further inform the study and understanding of the role of ocean acidification in marine extinction following the Chicxulub impact event (Henehan et al., 2019). Importantly, our results suggest that even a regional nuclear conflict can have an impact on global ocean acidification, adding to the list of the many, far-reaching consequences of nuclear conflict for global society.

### Acknowledgments

This research was supported by the Open Philanthropy Project. Spatially resolved monthly surface pH and  $\Omega_{\text{arag}}$  output from the CESM control and nuclear conflict simulations may be found at [osf.io/cms8x](https://osf.io/cms8x).

### References

- Bardeen, C. G., Toon, O. B., Jensen, E. J., Marsh, D. R., & Harvey, V. L. (2008). Numerical simulations of the three-dimensional distribution of meteoric dust in the mesosphere and upper stratosphere. *Journal of Geophysical Research*, *113*, D17202. <https://doi.org/10.1029/2007JD009515>
- Bates, N. R., Astor, Y. M., Church, M. J., Currie, K., Dore, J. E., Gonzalez-Davila, M., et al. (2014). A time-series view of changing ocean chemistry due to ocean uptake of anthropogenic CO<sub>2</sub> and ocean acidification. *Oceanography*, *27*(1), 126–141.
- Brady, R. X., Lovenduski, N. S., Alexander, M. A., Jacox, M., & Gruber, N. (2019). On the role of climate modes in modulating the air–sea CO<sub>2</sub> fluxes in eastern boundary upwelling systems. *Biogeosciences*, *16*(2), 329–346. <https://doi.org/10.5194/bg-16-329-2019>
- Ciais, P., & Sabine, C. (2013). Chapter 6: Carbon and other biogeochemical cycles. In T. F. Stocker et al. (Eds.), *Climate Change 2013: The Physical Science Basis. Contribution of Working Group I to the Fifth Assessment Report of the Intergovernmental Panel on Climate Change* (pp. 1535). Cambridge United Kingdom and New York, NY, USA: Cambridge University Press.
- Coupe, J., Bardeen, C. G., Robock, A., & Toon, O. B. (2019). Nuclear winter responses to nuclear war between the United States and Russia in the Whole Atmosphere Community Climate Model Version 4 and the Goddard Institute for Space Studies ModelE. *Journal of Geophysical Research: Atmospheres*, *124*, 8522–8543. <https://doi.org/10.1029/2019JD030509>
- Danabasoglu, G., Bates, S. C., Briegleb, B. P., Jayne, S. R., Jochum, M., Large, W. G., et al. (2012). The CCSM4 ocean component. *Journal of Climate*, *25*(5), 1361–1389.
- Deser, C., Phillips, A., Bourdette, V., & Teng, H. (2012). Uncertainty in climate change projections: The role of internal variability. *Climate Dynamics*, *38*(3–4), 527–546. <https://doi.org/10.1007/s00382-010-0977-x>
- Doney, S. C., Fabry, V. J., Feely, R. A., & Kleypas, J. A. (2009). Ocean acidification: The other CO<sub>2</sub> Problem. *Annual Review of Marine Science*, *1*(1), 169–192. <https://doi.org/10.1146/annurev.marine.010908.163834>
- Doney, S. C., Lindsay, K., Fung, I., & John, J. (2006). Natural variability in a stable, 1000-yr global coupled climate–carbon cycle simulation. *Journal of Climate*, *19*(13), 3033–3054.
- Eddebbbar, Y. A., Rodgers, K. B., Long, M. C., Subramanian, A. C., Xie, S.-P., & Keeling, R. F. (2019). El Niño-like physical and biogeochemical ocean response to tropical eruptions. *Journal of Climate*, *32*(9), 2627–2649. <https://doi.org/10.1175/JCLI-D-18-0458.1>
- Emerson, S. R., & Hedges, J. I. (2008). *Chemical oceanography and the marine carbon cycle*. Cambridge, United Kingdom: Cambridge University Press.
- Feely, R. A., Sabine, C. L., Lee, K., Berelson, W., Kleypas, J., Fabry, V. J., & Millero, F. J. (2004). Impact of anthropogenic CO<sub>2</sub> on the CaCO<sub>3</sub> system in the oceans. *Science*, *305*(5682), 362–366. <https://doi.org/10.1126/science.1097329>
- Freeman, N. M., Lovenduski, N. S., Munro, D. R., Krumhardt, K. M., Lindsay, K., Long, M. C., & MacIennan, M. (2018). The variable and changing Southern Ocean Silicate Front: Insights from the CESM Large Ensemble. *Global Biogeochemical Cycles*, *32*, 752–768. <https://doi.org/10.1029/2017GB005816>
- Frölicher, T. L., Joos, F., & Raible, C. C. (2011). Sensitivity of atmospheric CO<sub>2</sub> and climate to explosive volcanic eruptions. *Biogeosciences*, *8*(8), 2317–2339. <https://doi.org/10.5194/bg-8-2317-2011>
- Gouretski, V. V., & Koltermann, K. P. (2004). WOCE Global Hydrographic Climatology: Berichte des Bundesamtes für Seeschifffahrt und Hydrographie Nr. 35/2004.
- Haigh, R., Ianson, D., Holt, C. A., Neate, H. E., & Edwards, A. M. (2015). Effects of ocean acidification on temperate coastal marine ecosystems and fisheries in the Northeast Pacific. *PLoS ONE*, *10*(2), e0117533.
- Harrison, C. S., Long, M. C., Lovenduski, N. S., & Moore, J. K. (2018). Mesoscale effects on carbon export: A global perspective. *Global Biogeochem Cycles*, *32*, 680–703. <https://doi.org/10.1002/2017GB005751>
- Henehan, M. J., Ridgwell, A., Thomas, E., Zhang, S., Alegret, L., Schmidt, D. N., et al. (2019). Rapid ocean acidification and protracted Earth system recovery followed the end-Cretaceous Chicxulub impact. *Proceedings of the National Academy of Sciences of the United States of America*, *116*, 22,500–22,504. <https://doi.org/10.1073/pnas.1905989116>
- Hurrell, J. W., Holland, M. M., Gent, P. R., Ghan, S., Kay, J. E., Kushner, P. J., et al. (2013). The Community Earth System Model: A framework for collaborative research. *Bulletin of the American Meteorological Society*, *94*(9), 1339–1360. <https://doi.org/10.1175/BAMS-D-12-00121.1>
- Iacono, M. J., Mlawer, E. J., Clough, S. A., & Morcrette, J.-J. (2000). Impact of an improved longwave radiation model, RRTM, on the energy budget and thermodynamic properties of the NCAR community climate model, CCM3. *Journal of Geophysical Research*, *105*(D11), 14,873–14,890. <https://doi.org/10.1029/2000JD900091>
- Kay, J. E., Deser, C., Phillips, A., Mai, A., Hannay, C., Strand, G., et al. (2015). The Community Earth System Model (CESM) Large Ensemble project: A community resource for studying climate change in the presence of internal climate variability. *Bulletin of the American Meteorological Society*, *96*(8), 1333–1349. <https://doi.org/10.1175/BAMS-D-13-00255.1>
- Kroeker, K. J., Kordas, R. L., Crim, R., Hendriks, I. E., Ramajo, L., Singh, G. S., et al. (2013). Impacts of ocean acidification on marine organisms: Quantifying sensitivities and interaction with warming. *Global Change Biology*, *19*(6), 1884–1896. <https://doi.org/10.1111/gcb.12179>
- Krumhardt, K. M., Lovenduski, N. S., Long, M. C., & Lindsay, K. (2017). Avoidable impacts of ocean warming on marine primary production: Insights from the CESM ensembles. *Global Biogeochemical Cycles*, *31*, 114–133. <https://doi.org/10.1002/2016GB005528>
- Lauvset, S. K., Gruber, N., Landschützer, P., Olsen, A., & Tjiputra, J. (2015). Trends and drivers in global surface ocean pH over the past 3 decades. *Biogeosciences*, *12*(5), 1285–1298. <https://doi.org/10.5194/bg-12-1285-2015>
- Lauvset, S. K., Key, R. M., Olsen, A., van Heuven, S., Velo, A., Lin, X., et al. (2016). A new global interior ocean mapped climatology: The 1° x 1° GLODAP version 2. *Earth System Science Data*, *8*(2), 325–340. <https://doi.org/10.5194/essd-8-325-2016>
- Lauvset, S. K., Tjiputra, J., & Muri, H. (2017). Climate engineering and the ocean: effects on biogeochemistry and primary production. *Biogeosciences*, *14*(24), 5675–5691. <https://doi.org/10.5194/bg-14-5675-2017>

- Lindsay, K., Bonan, G. B., Doney, S. C., Hoffman, F. M., Lawrence, D. M., Long, M. C., et al. (2014). Preindustrial-control and twentieth-century carbon cycle experiments with the Earth System Model CESM1(BGC). *Journal Climate*, *27*(24), 8981–9005. <https://doi.org/10.1175/JCLI-D-12-00565.1>
- Long, M. C., Deutsch, C., & Ito, T. (2016). Finding forced trends in oceanic oxygen. *Global Biogeochemical Cycles*, *30*, 381–397. <https://doi.org/10.1002/2015GB005310>
- Long, M. C., Lindsay, K., Peacock, S., Moore, J. K., & Doney, S. C. (2013). Twentieth-Century oceanic carbon uptake and storage in CESM1(BGC). *Journal Climate*, *26*(18), 6775–6800. <https://doi.org/10.1175/JCLI-D-12-00184.1>
- Lovenduski, N. S., Long, M. C., & Lindsay, K. (2015). Natural variability in the surface ocean carbonate ion concentration. *Biogeosciences*, *12*(21), 6321–6335. <https://doi.org/10.5194/bg-12-6321-2015>
- Lovenduski, N. S., McKinley, G. A., Fay, A. R., Lindsay, K., & Long, M. C. (2016). Partitioning uncertainty in ocean carbon uptake projections: Internal variability, emission scenario, and model structure. *Global Biogeochemical Cycles*, *30*, 1276–1287. <https://doi.org/10.1002/2016GB005426>
- Malone, R. C., Auer, L. H., Glatzmaier, G. A., Wood, M. C., & Toon, O. B. (1985). Influence of solar heating and precipitation scavenging on the simulated lifetime of post-nuclear war smoke. *Science*, *230*(4723), 317. <https://doi.org/10.1126/science.230.4723.317>
- Marsh, D. R., Mills, M. J., Kinnison, D. E., Lamarque, J.-F., Calvo, N., & Polvani, L. M. (2013). Climate change from 1850 to 2005 simulated in CESM1(WACCM). *Journal Climate*, *26*(19), 7372–7391. <https://doi.org/10.1175/JCLI-D-12-00558.1>
- Matthews, H. D., Cao, L., & Caldeira, K. (2009). Sensitivity of ocean acidification to geoengineered climate stabilization. *Geophysical Research Letters*, *36*, L17076. <https://doi.org/10.1029/2009GL037488>
- McKinley, G. A., Fay, A. R., Lovenduski, N. S., & Pilcher, D. J. (2017). Natural variability and anthropogenic trends in the ocean carbon sink. *Annual Review of Marine Science*, *9*(1), 125–150. <https://doi.org/10.1146/annurev-marine-010816-060529>
- McKinley, G. A., Pilcher, D. J., Fay, A. R., Lindsay, K., Long, M. C., & Lovenduski, N. S. (2016). Timescales for detection of trends in the ocean carbon sink. *Nature*, *530*(7591), 469–472.
- Mills, M. J., Toon, O. B., Lee-Taylor, J., & Robock, A. (2014). Multidecadal global cooling and unprecedented ozone loss following a regional nuclear conflict. *Earth's Future*, *2*(4), 161–176. <https://doi.org/10.1002/2013EF000205>
- Moore, J. K., & Braucher, O. (2008). Sedimentary and mineral dust sources of dissolved iron to the world ocean. *Biogeosciences*, *5*(3), 631–656.
- Moore, J. K., Doney, S. C., & Lindsay, K. (2004). Upper ocean ecosystem dynamics and iron cycling in a global three-dimensional model. *Global Biogeochemical Cycles*, *18*, GB4028. <https://doi.org/10.1029/2004GB002220>
- Moore, J. K., Lindsay, K., Doney, S. C., Long, M. C., & Misumi, K. (2013). Marine ecosystem dynamics and biogeochemical cycling in the Community Earth System Model [CESM1(BGC)]: Comparison of the 1990s with the 2090s under the RCP4.5 and RCP8.5 scenarios. *Journal Climate*, *26*(23), 9291–9312. <https://doi.org/10.1175/JCLI-D-12-00566.1>
- Negrete-García, G., Lovenduski, N. S., Hauri, C., Krumhardt, K. M., & Lauvset, S. K. (2019). Sudden emergence of a shallow aragonite saturation horizon in the Southern Ocean. *Nature Climate Change*, *9*(4), 313–317. <https://doi.org/10.1038/s41558-019-0418-8>
- Özdoğan, M., Robock, A., & Kucharik, C. J. (2013). Impacts of a nuclear war in South Asia on soybean and maize production in the Midwest United States. *Climate Change*, *116*(2), 373–387. <https://doi.org/10.1007/s10584-012-0518-1>
- Pausata, F. S. R., Lindvall, J., Ekman, A. M. L., & Svensson, G. (2016). Climate effects of a hypothetical regional nuclear war: Sensitivity to emission duration and particle composition. *Earth's Future*, *4*, 498–511. <https://doi.org/10.1002/2016EF000415>
- Pörtner, H.-O., Karl, D. M., Boyd, P. W., Cheung, W. W. L., Lluich-Cota, S. E., Nojiri, Y., et al. (2014). *Ocean systems*.
- Ricke, K. L., Orr, J. C., Schneider, K., & Caldeira, K. (2013). Risks to coral reefs from ocean carbonate chemistry changes in recent earth system model projections. *Environmental Research Letters*, *8*(3), 034003.
- Robock, A., Oman, L., Stenchikov, G. L., Toon, O. B., Bardeen, C., & Turco, R. P. (2007). Climatic consequences of regional nuclear conflicts. *Atmospheric Chemistry and Physics*, *7*(8), 2003–2012. <https://doi.org/10.5194/acp-7-2003-2007>
- Sarmiento, J. L., & Gruber, N. (2006). *Ocean biogeochemical dynamics*. Princeton, NJ, USA: Princeton University Press.
- Toon, O. B., Bardeen, C. G., Robock, A., Xia, L., Kristensen, H., McKinzie, M., et al. (2019). Rapidly expanding nuclear arsenals in Pakistan and India portend regional and global catastrophe. *Science Advance*, *5*(10), eaay5478. <https://doi.org/10.1126/sciadv.aay5478>
- Turco, R. P., Toon, O. B., Ackerman, T. P., Pollack, J. B., & Sagan, C. (1983). Nuclear winter: Global consequences of multiple nuclear explosions. *Science*, *222*(4630), 1283. <https://doi.org/10.1126/science.222.4630.1283>
- van Heuven, S., Pierrot, D., Rae, J. W. B., Lewis, E., & Wallace, D. W. R. (2011). MATLAB Program developed for CO<sub>2</sub> system calculations: Carbon Dioxide Information Analysis Center, Oak Ridge National Laboratory, US Department of Energy, Oak Ridge, Tennessee. [https://doi.org/10.3334/CDIAC/otg.CO2SYS\\_MATLAB\\_v1.1](https://doi.org/10.3334/CDIAC/otg.CO2SYS_MATLAB_v1.1)
- Waldbusser, G. G., Hales, B., Langdon, C. J., Haley, B. A., Schrader, P., Brunner, E. L., et al. (2014). Saturation-state sensitivity of marine bivalve larvae to ocean acidification. *Nature Climate Change*, *5*, 273–280.
- Xia, L., & Robock, A. (2013). Impacts of a nuclear war in South Asia on rice production in Mainland China. *Climate Change*, *116*(2), 357–372. <https://doi.org/10.1007/s10584-012-0475-8>