

ARTICLE

<https://doi.org/10.1038/s41467-019-11688-7>

OPEN

Photocatalytic enantioselective α -aminoalkylation of acyclic imine derivatives by a chiral copper catalyst

Bowen Han¹, Yanjun Li ¹, Ying Yu¹ & Lei Gong ¹

Copper-based asymmetric photocatalysis has great potential in the development of green synthetic approaches to chiral molecules. However, there are several formidable challenges associated with such a conception. These include the relatively weak visible light absorption, short excited-state lifetimes, incompatibility of different catalytic cycles, and the difficulty of the stereocontrol. We report here an effective strategy by means of single-electron-transfer (SET) initiated formation of radicals and photoactive intermediates to address the long-standing problems. Through elaborate selection of well-matched reaction partners, the chiral bisoxazoline copper catalyst is engaged in the SET process, photoredox catalysis, Lewis acid activation and asymmetric induction. Accordingly, a highly enantioselective photocatalytic α -aminoalkylation of acyclic imine derivatives has been accessed. This strategy sheds light on how to make use of diverse functions of a single transition metal catalyst in one reaction, and offers an economic and simplified approach to construction of highly valuable chiral vicinal diamines.

¹Key Laboratory of Chemical Biology of Fujian Province, iChEM, College of Chemistry and Chemical Engineering, Xiamen University, Xiamen, 361005 Fujian, China. Correspondence and requests for materials should be addressed to L.G. (email: gongl@xmu.edu.cn)

Copper catalysis has significant advantages including non-toxicity, low cost, easy handling and diverse functions, all of which make it attractive for green and sustainable chemical synthesis^{1–3}. Copper can adopt oxidation states of 0, +1, +2, and +3, allowing for one-electron or two-electron transfer processes⁴. Consequently, various transformations through radical or organometallic pathways can be initiated with a copper catalyst. For instance, copper(II) is a useful one-electron oxidant which has been involved in a number of oxidative-coupling reactions⁵. Some copper(I) complexes have been determined to be photoactive species with highly negative $\text{Cu}^{\text{I}^*} \rightarrow \text{Cu}^{\text{II}}$ oxidation potentials, and are used in unique visible-light photoredox catalysis^{6,7}. In addition, copper can provide strong Lewis acid activation towards substrates through coordination. The combination of copper derivatives with various chiral ligands had led to the discovery of a large number of chiral Lewis acid catalysts for asymmetric nucleophilic addition, rearrangement, cycloaddition, and other transformations^{8,9}. These features characterize copper catalysis as an attractive tool in synthetic chemistry.

Recently, the unique features and reactivities of copper complexes in visible light photocatalysis have been well investigated by the group of Reiser and the others^{10–17}. The diverse roles and possible inner-sphere catalytic manners enable copper-based catalysts attractive candidates for developing novel photochemical transformations^{18,19}. In this context, utilizing one chiral copper complex as a multifunctional catalyst by employing its redox character, potential photochemical properties and asymmetric induction ability would be ideal and highly valuable for the development of economic and unique synthetic approaches to chiral molecules²⁰. There are however several formidable challenges associated with such a conception. These include (i) the relatively weaker visible-light

absorption and shorter excited-state lifetimes compared to those of conventional heavy metal photosensitizers^{6,7}, (ii) the incompatibility of different catalytic cycles^{21–25}, (iii) the difficulty of controlling the stereochemistry of the transformations of highly active intermediates such as radicals^{26–33}, (iv) the possible diminishing of enantioselectivity raised by fast ligand exchange under photochemical conditions^{34–36}. Recently, Fu et al. reported a copper(I)-catalyzed enantioselective C–N cross-coupling reaction driven by visible light, which opens new possibilities for asymmetric photocatalysis. In this reaction, the chiral copper(I) complex serves both as a pre-catalyst for the photoredox process and an asymmetric catalyst in the reductive elimination step³⁷. Inspired by this impressive advance and one proof-of-principle study by us³⁸, we questioned if incorporation of other functions of the metal, such as one-electron oxidative ability of copper(II) to initiate the radical process, generating in situ more efficient photoactive species would lead to the discovery of novel and economic copper-catalyzed asymmetric photochemical synthesis.

Herein, we report a highly enantioselective photocatalytic α -aminoalkylation of acyclic imine derivatives by a chiral bisoxazoline copper catalyst. This catalyst has been found to play diverse roles in the photochemical reaction, including initiation of the single electron transfer to generate an α -aminoalkyl radical and visible-light active copper(I) species, Lewis acid activation towards the imine substrate, asymmetric induction in the radical addition process, and anticipation of the photoredox process through copper(I) intermediates to close the catalytic cycles (Fig. 1). This method treats with difficult synthetic problems, i.e., enantioselective radical addition to acyclic imines to prepare optically active vicinal diamines^{39,40}, and demonstrates how to make use of diverse functions of a single transition metal catalyst in one reaction.

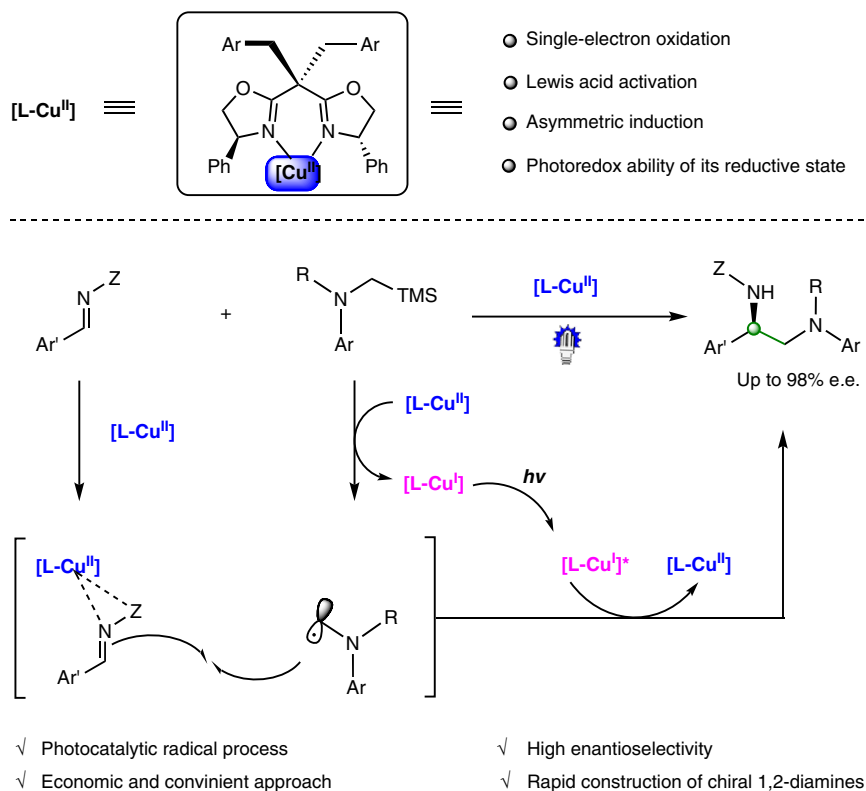


Fig. 1 Overview of this work, photocatalytic enantioselective α -aminoalkylation of acyclic imine derivatives by a chiral copper complex

Results

Mechanistic hypothesis. At the outset of this study, we envisioned that the catalyst was capable of initiating radical formation through single-electron transfer between the substrate and copper (II) ($E_{\text{red}}(\text{Cu}^{\text{II}}/\text{Cu}^{\text{I}}) \approx +0.8 \text{ V}$)³⁸, and at the same time generating the photoactive copper(I) species. It is known that the tendency of copper(II) to participate in one-electron redox reactions is often manifested with electron-rich substrates². Accordingly, we carefully examined the oxidation abilities of various electron-rich compounds and identified α -silylamines ($E_{\text{ox}} \approx +0.6 \text{ V}$) as possible radical precursors⁴¹. The well-matched redox ability of the catalyst and substrate would allow for efficient single electron transfer process, generating the corresponding radical at an adequate concentration (Fig. 2a). *N*-acylhydrazones were considered as the radical acceptors, enabling efficient Lewis acid activation and asymmetric induction through bidentate chelation with the metal^{42–44}. Significantly, the in situ-

generated copper(I) species could be photoactive and have strong reductive ability at its excited state for the closure of catalytic cycles¹⁸.

A detailed hypothetical mechanism is illustrated in Fig. 2b. The *N*-acylhydrazone substrate undergoes fast ligand exchange with the chiral copper catalyst [L-Cu^{II}] to generate the intermediate complex (I). Meanwhile, the single electron transfer (SET) between α -silylamine and [L-Cu^{II}] leads to the formation of the radical cation (II) and a copper(I) species [L-Cu^{I}]. Dissociation of the TMS cation from II affords the α -aminoalkyl radical (III). The nucleophilic radical III proceeds with radical addition to the C=N double bond of complex I under stereocontrol and transformation to copper(II)-stabilized *N* radical species (IV)⁴⁵. Reduction of IV by the excited copper(I) species [L-Cu^{I}]* affords the monocationic complex (V), and this is followed by protonation and ligand exchange to release the chiral diamine product (3) and regenerated intermediate I.

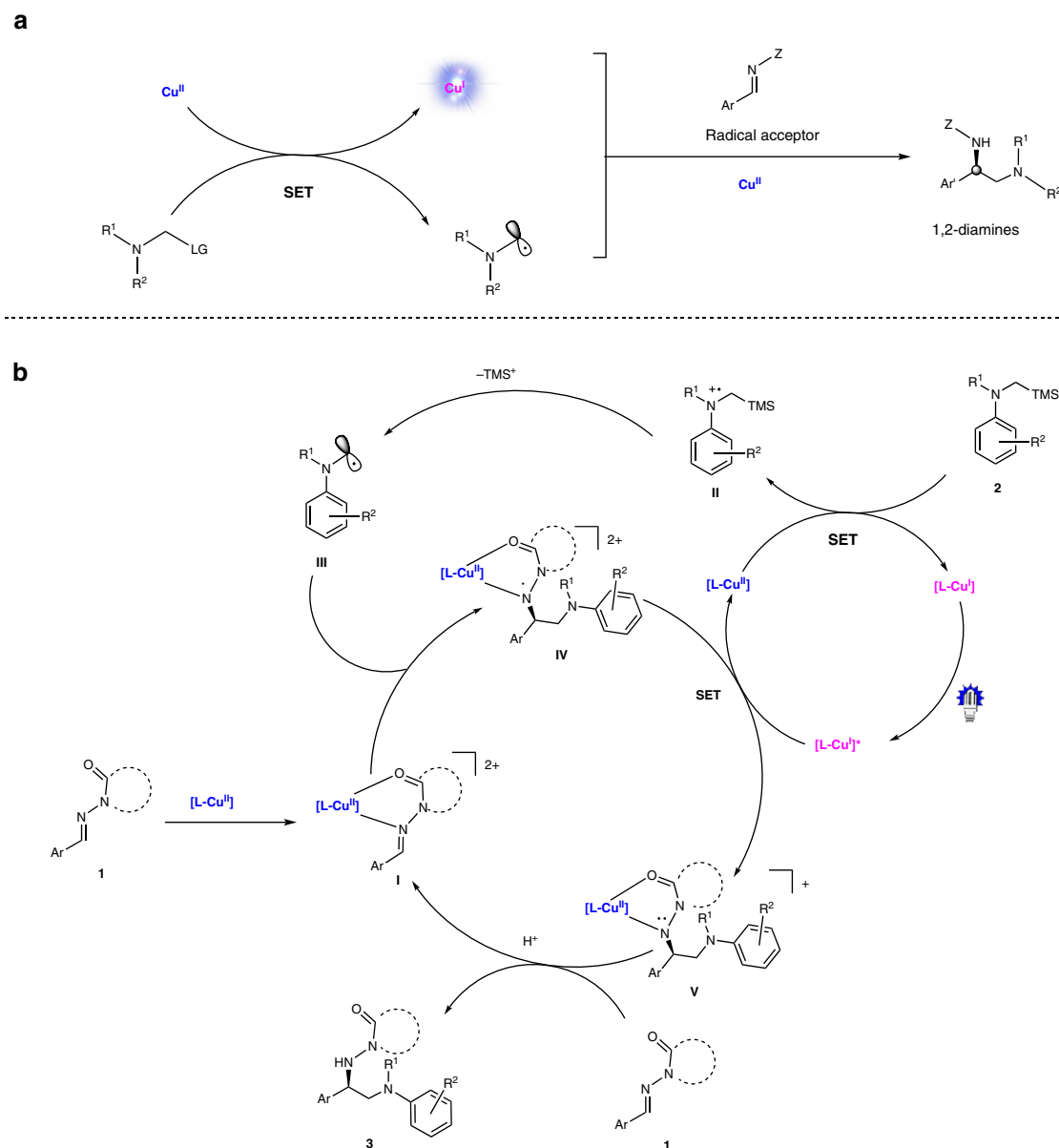


Fig. 2 Initial design and mechanistic hypothesis. **a** Our strategy involves single-electron oxidation of electron-rich substrates to initiate the radical process and produce a photoredox active Cu^{I} species. **b** Mechanistic hypothesis, the chiral bisoxazoline copper(II) complex serves as a multifunctional catalyst

Table 1 Optimization of the reaction conditions

Reaction scheme: $1a-1c + 2a \xrightarrow{[M] / L1-L8, THF, argon, light\ source} 3a-3c$

Z =

(1a) (1b) (1c)

Chiral ligand

L1: R¹ = Ph, R² = R³ = Me
 L2: R¹ = *i*-Pr, R² = R³ = Me
 L3: R¹ = Bn, R² = R³ = Me
 L4: R¹ = Ph, R² = R³ = Bn
 L5: R¹ = Ph, R² = R³ = CH₂Ph(4-*t*Bu)
 L6: R¹ = Ph, R² = R³ = CH₂Ph[4-(1-Ad)]
 L7: R¹ = Ph, R² = R³ = CH₂Ph(2,4,6-trimethyl)
 L8: R¹ = Ph, R² = R³ = CH₂(4-bromonaphthyl)

Entry ^a	Metal salt	Subs.	Ligand	T (°C)	Light source	t (h)	Product	Yield (%) ^b	e.e. (%) ^c
1	Cu(OTf) ₂	1a	L1	25	Blue LEDs	16	3a	70	38
2	Cu(OTf) ₂	1a	L1	25	None	16	3a	0	n.a.
3	Cu(OTf) ₂	1a	L1	60	None	16	3a	0	n.a.
4	Cu(OTf) ₂	1a	L1	25	Red LEDs	16	3a	0	n.a.
5	Cu(OTf) ₂	1a	L1	25	UV lamps	16	3a	0	n.a.
6	None	1a	None	25	Blue LEDs	16	3a	0	n.a.
7	CuOTf	1a	L1	25	Blue LEDs	16	3a	0	n.a.
8	Ni(OTf) ₂	1a	L1	25	Blue LEDs	16	3a	0	n.a.
9	Fe(ClO ₄) ₃	1a	L1	25	Blue LEDs	16	3a	0	n.a.
10	Cu(OTf) ₂	1b	L1	25	Blue LEDs	16	3b	74	56
11	Cu(OTf) ₂	1c	L1	25	Blue LEDs	16	3c	44	17
12	Cu(OTf) ₂	1b	L2	25	Blue LEDs	16	3b	54	11
13	Cu(OTf) ₂	1b	L3	25	Blue LEDs	16	3b	64	5
14	Cu(OTf) ₂	1b	L4	25	Blue LEDs	16	3b	69	68
15	Cu(OTf) ₂	1b	L5	25	Blue LEDs	16	3b	74	71
16	Cu(OTf) ₂	1b	L6	25	Blue LEDs	16	3b	79	30
17	Cu(OTf) ₂	1b	L7	25	Blue LEDs	16	3b	77	80
18	Cu(OTf) ₂	1b	L8	25	Blue LEDs	16	3b	69	79
19	Cu(OTf) ₂	1b	L7	0	Blue LEDs	24	3b	79	86
20	Cu(OTf) ₂	1b	L7	-40	Blue LEDs	40	3b	77	93

n.a. not applicable
^aReaction conditions: **1a-1c** (0.20 mmol), **2a** (0.60 mmol), metal salt (10 mol%), ligand (11 mol%), THF (2.0 mL), indicated temperature, indicated light source, under argon, see more details for the screening of solvent in Supplementary Table 1
^bIsolated yield
^ce.e. value determined by chiral HPLC

Investigation of reaction conditions. We began our study on the photocatalytic enantioselective α -aminoalkylation reaction with *N*-acylhydrazones (**1a-c**) and α -silylamines (**2a**) as model substrates, and the in situ-generated chiral bisoxazoline copper complex as the catalyst (Table 1). Under irradiation with a 24 W blue LEDs lamp at 25 °C in the presence of the premixed copper salt Cu(OTf)₂ (10 mol%) and the chiral ligand (**L1**) (11 mol%) in THF, the reaction of **1a** and **2a** proceeded smoothly and provide the desired product (**3a**) in 70% yield and with 38% e.e. (Table 1, entry 1). Both the blue light (entries 2–5) and copper(II) catalyst (entries 6–9) are essential for the reaction to proceed, confirming that a photochemical process enabled by the chiral copper catalyst is involved. For example, stirring the mixture in the dark at room temperature (entry 2) or at 60 °C (entry 3), replacing the light source by a 24 W red LEDs (entry 4) or a 12 W UV lamp (entry 5), removing the copper catalyst (entry 6), replacing it with a Cu (I) catalyst or other transition metal complexes (entries 7–9), all were reactions that failed. Next, imine substrates bearing a different auxiliary *N*-acyl group were tested (entries 10, 11) and it was found that the reaction of the oxazolidin-2-one-derived

substrate (**1b**) provided better enantioselectivity (56% e.e., entry 10). Ligand screening experiments revealed that the chiral bisoxazoline ligand (**L7**) gave the best results in terms of the yield (77%) and the enantioselectivity (80% e.e.) (entry 17). The enantioselectivity could be further improved to 93% e.e. by reducing the reaction temperature to -40 °C (entry 20).

Reaction scope. With the optimal conditions in hand (Table 1, entry 20), we investigated the scope of the photocatalytic enantioselective α -aminoalkylation reaction (Fig. 3). With respect to the acyclic imine derivatives, we observed good to excellent yields (66–81%) and enantioselectivities (87–93% e.e.) with a range of *N*-acylhydrazones bearing different electron-donating (products **3d-3g**) or electron-withdrawing substituents (products **3h-3k**) on the phenyl ring, and a naphthyl moiety (product **3l**). As a trend, slightly lower e.e. values were obtained for electron-rich aryl *N*-acylhydrazones. It is worth to mention that alkyl-substituted aldimine (product **3m**) was not reactive enough under the standard reaction conditions. The desired product **3m**

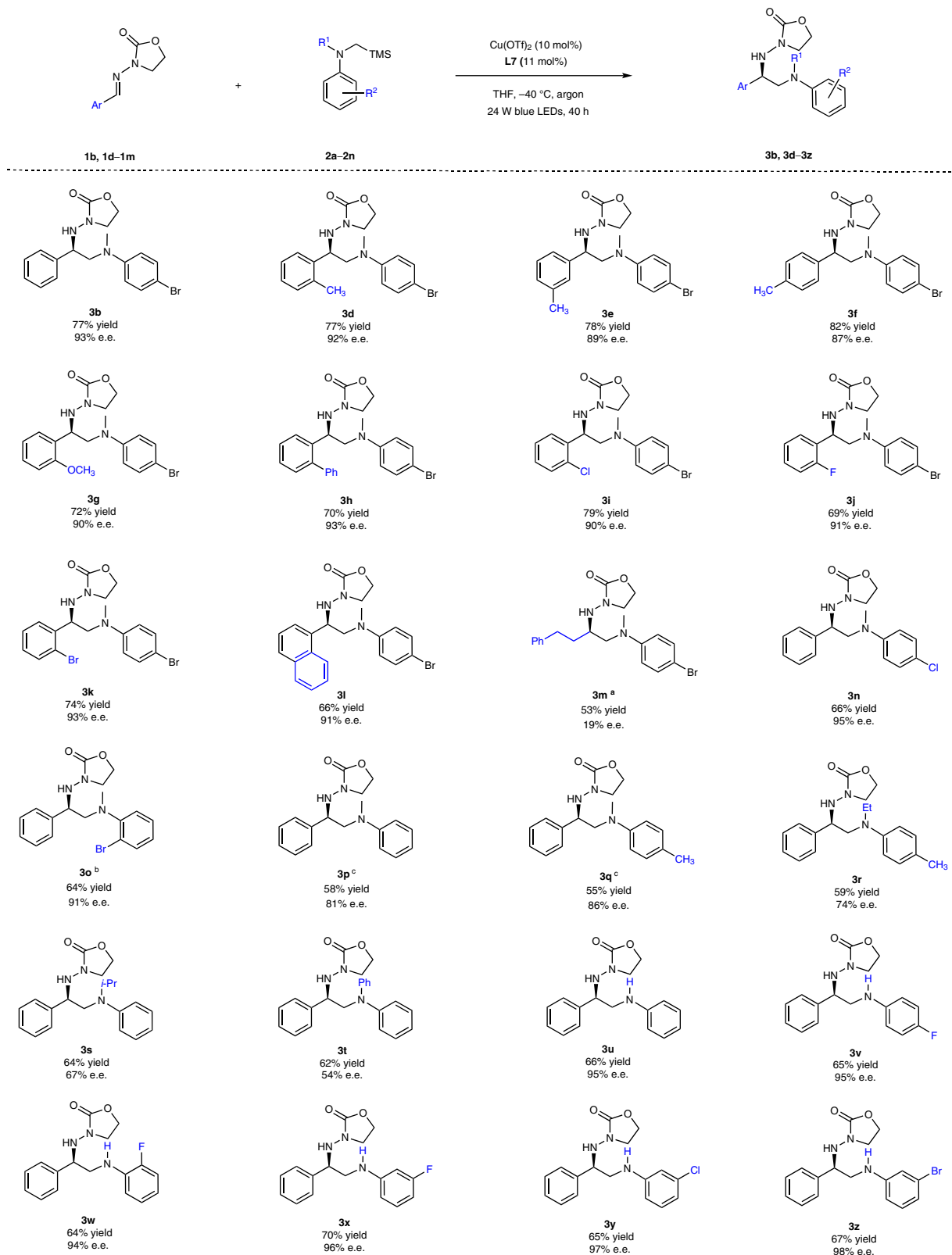


Fig. 3 Reaction scope. ^aReaction performed at 25°C . ^bReaction performed with 20 mol% $\text{Cu}(\text{OTf})_2$ and 22 mol% ligand **L8**. ^c Reaction performed with 20 mol% $\text{Cu}(\text{OTf})_2$ and 22 mol% ligand **L7**

was obtained in 73% yield and with significantly lower enantioselectivity of 19% at a higher temperature of 25°C within 40 h.

Regarding the α -aminoalkyl radical precursors, tertiary α -silylamines (products **3n**–**3t**) were all tolerated in the reaction

and gave 54–95% e.e. Typically, electron-deficient α -silylamines were more beneficial to both the reaction rate and enantioselectivity, which might be due to a contribution from radical stabilization²⁵. The α -silylamines bearing sterically more

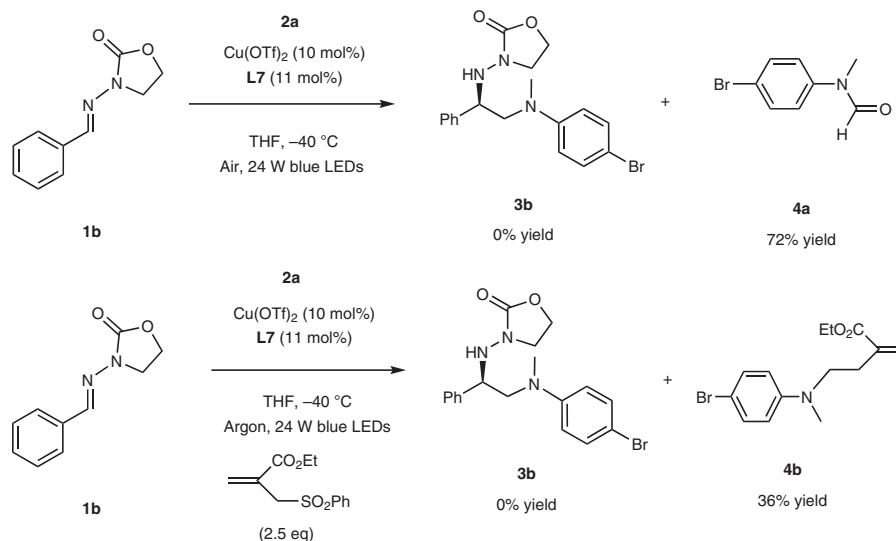


Fig. 4 Probing of the α -aminoalkyl radicals. Photocatalytic reaction interfered by air or a radical acceptor

demanding substituents on the N - α -position (products **3r–3t**) gave somewhat reduced enantioselectivities. Moreover, secondary α -silylamines (products **3u–3z**) were well compatible with the reaction, and provide even better enantioselectivity (94–98% e.e.).

Probing the radical pathways. Several control experiments were conducted to probe the formation of the α -aminoalkyl radical. The copper-catalyzed photochemical reaction **1b** + **2a** \rightarrow **3b** was completely inhibited under an air atmosphere, instead affording an amide side-product (**4a**) in 72% yield. While the reaction interfered with a radical acceptor, use of ethyl 2-((phenylsulfonyl)methyl)acrylate, led to the formation of **4b** (36%). These results suggest strongly the participation of α -aminoalkyl radicals in the photocatalytic reactions (Fig. 4).

The quantum yield (Φ) of the photocatalytic reaction **1b** + **2a** \rightarrow **3b** was estimated (more details are available in Supplementary Fig. 2). The value of $\Phi = 0.16$ suggests that the radical chain propagation pathway could not be predominant in the photochemical reactions. This result is also consistent with our mechanistic hypothesis.

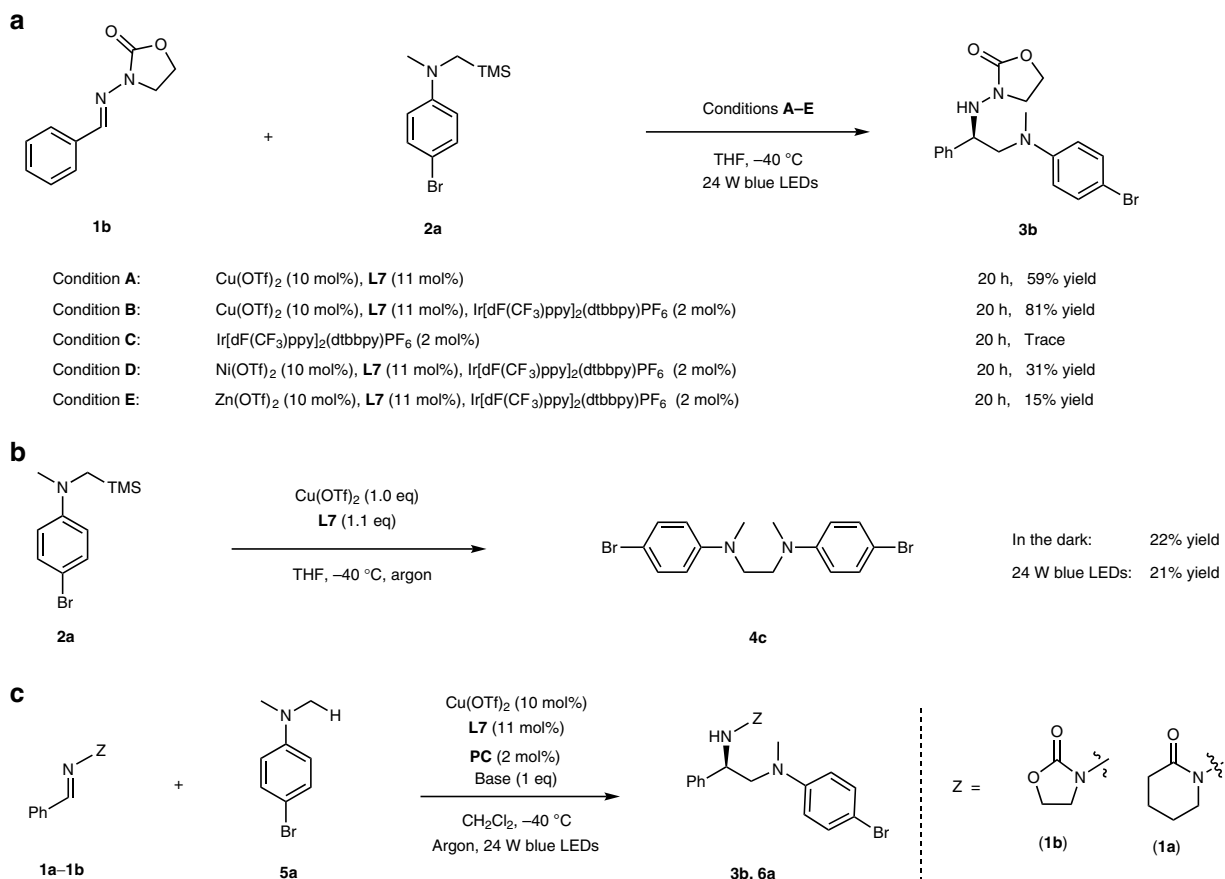
Investigations on the multiple functions of the copper catalyst.

The roles of the chiral copper catalyst in the photochemical reactions were investigated in detail. First, the reaction **1b** + **2a** \rightarrow **3b** can be dramatically accelerated by addition of other photosensitizers, such as Ir[dF(CF₃)ppy]₂(dtbbpy)PF₆ (2 mol%). An increased yield of 81% is obtained within 20 h (Fig. 5a). Removal of the copper catalyst but keeping the Ir-based photosensitizer in the system led to the failure of the reaction. Replacing the copper catalyst by other Lewis acids, such as nickel or zinc complexes in the presence of Ir[dF(CF₃)ppy]₂(dtbbpy)PF₆ still afforded the same product (**3b**) with isolated yield of 31% or 15%, respectively. These results suggested that the copper complex most likely performed an essential Lewis acid activation for the transformation.

Single electron oxidation of the α -silylamine substrates by the copper(II) catalyst to generate α -aminoalkyl radicals was confirmed by the stoichiometric reactions between **2a** and [L7-Cu^{II}] (Fig. 5b). The reactions in the absence of light or under irradiation by a 24 W blue LED lamp afforded the self-coupling product **4a** in a similar yield, revealing that the single electron transfer process was thermodynamically favored and did not require acceleration by visible light.

To investigate the stereochemistry in the radical transformation process, an established photocatalytic method involving the direct α -C–H activation in the α -aminoalkyl radical generation was introduced to the system (Fig. 5c)^{39,40}. In an initial trial, the reaction of oxazolidone-derived substrate (**1b**) and tertiary amine (**5a**) failed to afford the desired product in the absence or presence of an inorganic base (entries 1, 2). Apparently, single electron oxidation of the aromatic amine by copper(II) was unable to generate an adequate concentration of the α -alkylamino radical. The merger of the chiral copper catalyst and Ir[dF(CF₃)ppy]₂(dtbbpy)PF₆ led to the formation of **3b** in 79% yield with 84% e.e. (entry 3). A significant increase in enantioselectivity was achieved when the coordination auxiliary (**Z**) was switched from the oxazolidonyl to a piperidin-2-only moiety (product **6a**, 96% e.e.) (entry 4). A possible interpretation is that the additional base (CsOAc) might have interfered with the chiral Lewis activation through coordination, thus requiring fine-tuning of the auxiliary to achieve the excellent enantioselectivity. All these results provided an indirect indication that the chiral bisoxazoline copper(II) catalyst has a high level of chiral recognition towards the α -alkylamino radical regardless of the formation pathways. Based on these observations, we developed an alternative synthesis of chiral 1,2-diamines through the direct functionalization of C(sp³)-H bonds of more readily available tertiary amines. The synergistic combination of chiral copper catalysis and iridium-based photoredox catalysis tolerates a broad scope of aromatic tertiary amines (products **6a–6h**, 64–82% yields and 78–96% e.e.) (see more details in Supplementary Method 3.4).

UV-Vis spectra of the reaction components were recorded to evaluate their potential as photoactive species (Fig. 5d). The individual substrate (**1b**) and chiral ligand (**L7**) show no obvious absorption in the visible light region. The in situ-generated catalyst [L7-Cu^{II}] and potential intermediate [L7-Cu^{II}-**1b**] have weak absorption in the range of 400–450 nm, but their reductive states ([L7-Cu^I] and [L7-Cu^I-**1b**]), which potentially exist in the catalytic system, exhibit significantly enhanced absorption. In combination with the control experiments (entries 2, 3 of Table 1 and conditions **B** of Fig. 5a) and the spectral data, it could be concluded that the copper(I) species generated in situ serves as a photosensitizer in the reaction. This conjecture is in agreement with the previously reported mechanism for copper(I)-catalyzed photochemical reactions^{6,7}.



Entry ^a	Substrate	PC	Base	t (h)	Product	Yield (%) ^b	e.e.(%) ^c
1	1b	None	None	24	3b	0	n.a.
2	1b	None	CsOAc	24	3b	0	n.a.
3	1b	$\text{Ir}[\text{dF}(\text{CF}_3)\text{ppy}]_2(\text{dtbbpy})\text{PF}_6$	CsOAc	40	3b	79	84
4	1a	$\text{Ir}[\text{dF}(\text{CF}_3)\text{ppy}]_2(\text{dtbbpy})\text{PF}_6$	CsOAc	40	6a	76	94

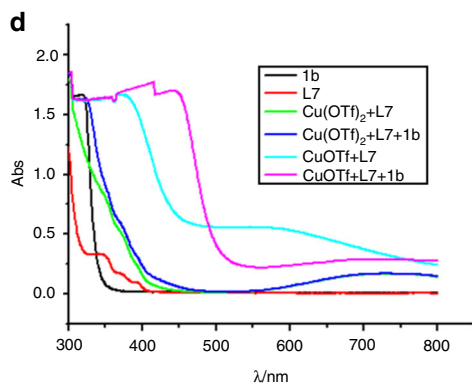


Fig. 5 Probing the functions of the chiral copper catalyst. **a** Evidence for Lewis acid activation. **b** Evidence for single electron oxidation. **c** Evidence for powerful stereocontrol. ^aReaction conditions: **1b** or **1a** (0.20 mmol), **5a** (0.60 mmol), $\text{Cu}(\text{OTf})_2$ (10 mol%), **L7** (11 mol%), CH_2Cl_2 (2.0 mL), -40°C , 24 W blue LEDs, under argon. ^bIsolated yield. ^ce.e. value determined by chiral HPLC. **d** Evidence for the potential photoactivity of copper(I) species

Synthetic utility of the reactions. To expand the synthetic utility of this reactions, we investigated conditions for removal of the oxazolidinyl auxiliary (Fig. 6a). Typical conditions such as oxidative cleavage by SmI_2 or reductive cleavage by Pd-catalyzed

hydrogenation proved to be unselective, affording complex mixtures. The auxiliary could be cleanly removed, however, by the reaction with Raney nickel. For example, treatment of **3u** (95% e.e.) with excess Raney nickel in ethanol at 80°C for just 1 h

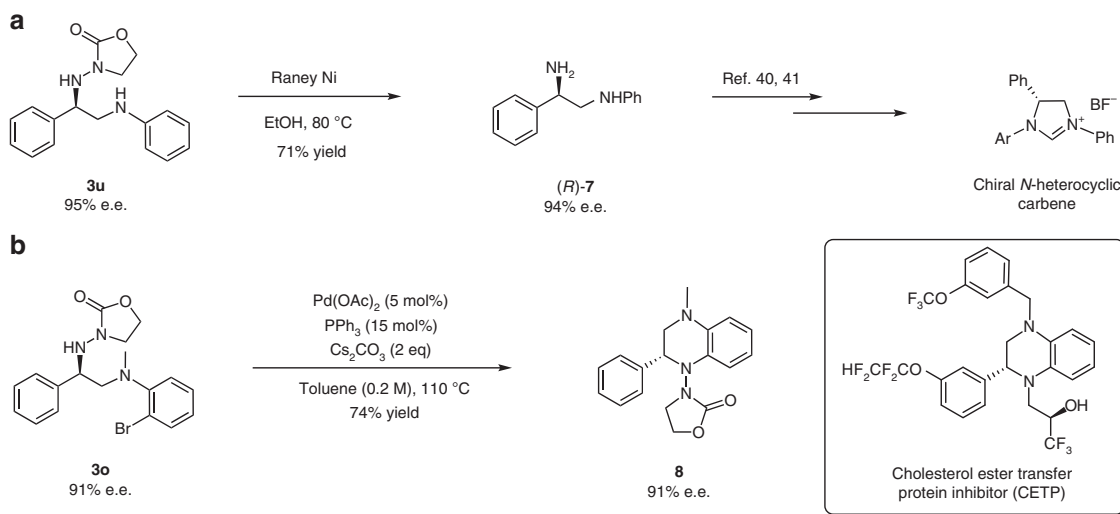


Fig. 6 Synthetic utility of the reactions. **a** Transformation of product **3u** to chiral 1,2-diamine **7**. **b** Transformation of product **3o** to dihydroquinoxaline **8**

led to the formation of the chiral 1,2-diamine ((*R*)-**7**) in 71% yield and with 94% e.e. (Fig. 6a). Accordingly, the absolute configuration of **3u** was assigned as *R*, which is consistent with the proposed reaction mechanism. Chiral vicinal diamines have been widely used as chiral ligands, auxiliaries, and organocatalysts in asymmetric transformations⁴⁶, and can be further converted to other highly valuable molecules, such as *N*-heterocyclic carbenes^{47,48}. In addition, a Pd-catalyzed intramolecular cross-coupling reaction of the halogen-substituted product **3o** (91% e.e.) was developed, affording a bioactive dihydroquinoxaline (**8**) in 74% yield and with 91% e.e. (Fig. 6b). The compounds with the similar core scaffold have been identified as cholesterol ester transfer protein inhibitors⁴⁹.

Discussion

We have developed an effective strategy for copper-based asymmetric photocatalysis through elaborate utilization of the single-electron oxidation ability of copper(II) to initiate the radical process and generate the photoactive intermediates, concurrently control the stereochemistry of the radical transformation. Based on this system, a highly efficient and economic process for photo-induced enantioselective α -aminoalkylation of acyclic imine derivatives has been achieved. The methodology provides possibilities for the use of chiral copper complexes as multifunctional asymmetric photocatalysts and offers a rapid and convenient approach to construction of highly valuable chiral vicinal diamines. Further investigations on detailed reaction mechanisms and applications are in progress in this laboratory.

Methods

Preparation of [L7-Cu^{II}] and [L8-Cu^{II}] complexes. A solution of Cu(OTf)₂ (36.2 mg, 0.100 mmol) and chiral bisoxaline ligand **L7** (57.0 mg, 0.110 mmol) or **L8** (82.0 mg, 0.110 mmol) in THF (5.0 mL) was stirred at 40 °C for 1 h, and was used freshly for the catalytic reactions.

General procedure for the photocatalytic reactions. A dried 10 mL Schlenk tube was charged with **1b**, **1d–1m** (0.20 mmol), **2a–2n** (0.60 mmol), and a chiral copper catalyst [L7-Cu^{II}] or [L8-Cu^{II}] (1.0 mL taken from a 20 mM solution in THF), and THF (1.0 mL). The mixture was degassed with three freeze–pump–thaw cycles. The Schlenk tube was positioned ~5 cm away from a 24 W blue LEDs lamp. After being stirred at –40 °C for the indicated time, the reaction mixture was evaporated to dryness. The residue was purified by flash chromatography on silica gel (eluted with PE/EtOAc = 3:2) to afford the non-racemic product **3b**, and **3d–3z**.

Data availability

The authors declare that the data supporting the findings of this study are available within this article and its Supplementary Information file. For the experimental procedures, and NMR and HPLC analysis of the compounds in this article, see Supplementary Methods and Tables in Supplementary Information.

Received: 16 April 2019 Accepted: 30 July 2019

Published online: 23 August 2019

References

- Guo, X.-X., Gu, D.-W., Wu, Z. & Zhang, W. Copper-catalyzed C–H functionalization reactions: efficient synthesis of heterocycles. *Chem. Rev.* **115**, 1622–1651 (2015).
- McCann, S. D. & Stahl, S. S. Copper-catalyzed aerobic oxidations of organic molecules: pathways for two-electron oxidation with a four-electron oxidant and a one-electron redox-active catalyst. *Acc. Chem. Res.* **48**, 1756–1766 (2015).
- Zhang, C., Tang, C. & Jiao, N. Recent advances in copper-catalyzed dehydrogenative functionalization via a single electron transfer (SET) process. *Chem. Soc. Rev.* **41**, 3464–3484 (2012).
- Allen, S. E., Walvoord, R. R., Padilla-Salinas, R. & Marisa, C. K. Aerobic copper-catalyzed organic reactions. *Chem. Rev.* **113**, 6234–6458 (2013).
- Allen, S. E., Walvoord, R. R., Padilla-Salinas, R. & Marisa, C. K. Aerobic copper-catalyzed organic reactions. *Angew. Chem. Int. Ed.* **50**, 11062–11087 (2011).
- Reiser, O. Shining light on copper: unique opportunities for visible-light-catalyzed atom transfer radical addition reactions and related processes. *Acc. Chem. Res.* **49**, 1990–1996 (2015).
- Hernandez-Perez, A. C. & Collins, S. K. Heteroleptic Cu-based sensitizer in photoredox catalysis. *Acc. Chem. Res.* **49**, 1557–1565 (2015).
- Stanley, L. M. & Sibi, M. P. Enantioselective copper-catalyzed 1,3-dipolar cycloadditions. *Chem. Rev.* **108**, 2887–2902 (2008).
- Rasappan, R., Laventine, D. & Reiser, O. Metal-bis(oxazoline) complexes: from coordination chemistry to asymmetric catalysis. *Coord. Chem. Rev.* **252**, 702–714 (2008).
- Hossain, A. et al. Visible-light-accelerated copper(II)-catalyzed regio- and chemoselective oxo-azidation of vinyl arenes. *Angew. Chem. Int. Ed.* **57**, 8288–8292 (2018).
- Bagal, D. B. et al. Trifluoromethylchlorosulfonylation of alkenes: evidence for an inner-sphere mechanism by a copper phenanthroline photoredox catalyst. *Angew. Chem. Int. Ed.* **54**, 6999–7002 (2015).
- Hossain, A., Engl, S., Lutsker, E. & Reiser, O. Visible-light-mediated regioselective chlorosulfonylation of alkenes and alkynes: introducing the Cu(II) complex [Cu(dap)Cl₂] to photochemical ATRA reactions. *ACS Catal.* **9**, 1103–1109 (2019).
- Knorn, M., Rawner, T., Czerwieńiec, R. & Reiser, O. [Copper(phenanthroline)(bisonitrile)]⁺-complex for the visible-light-mediated atom transfer radical addition and allylation reactions. *ACS Catal.* **5**, 5186–5193 (2015).

14. Rawner, T., Lutsker, E., Kaiser, C. A. & Reiser, O. The different faces of photoredox catalysts: visible-light-mediated atom transfer radical addition (ATRA) reactions of perfluoroalkyl iodides with styrenes and phenylacetylenes. *ACS Catal.* **8**, 3950–3956 (2018).
15. Ahn, J. M., Peters, J. C. & Fu, G. C. Design of a photoredox catalyst that enables the direct synthesis of carbamate-protected primary amines via photoinduced, copper-catalyzed *N*-alkylation reactions of unactivated secondary halides. *J. Am. Chem. Soc.* **139**, 18101–18106 (2017).
16. Fumagalli, G., Rabet, P. T. G., Boyd, S. & Greaney, M. F. Three-component azidation of styrene-type double bonds: light-switchable behavior of a copper photoredox catalyst. *Angew. Chem. Int. Ed.* **54**, 11481–11484 (2015).
17. Sagadevan, A., Charper, V. P., Ragupathi, A. & Hwang, K. C. Visible-light copper photoredox-catalyzed aerobic oxidative coupling of phenols and terminal alkynes: regioselective synthesis of functionalized ketones via C≡C triple bond cleavage. *J. Am. Chem. Soc.* **139**, 2896–2899 (2017).
18. Hossain, A., Bhattacharyya, A. & Reiser, O. Copper's rapid ascent in visible-light photoredox catalysis. *Science* **364**, eaav9713 (2019).
19. Marzo, L., Pagire, S. K., Reiser, O. & Koenig, B. Visible-light photocatalysis: does it make a difference in organic synthesis. *Angew. Chem. Int. Ed.* **57**, 10034–10072 (2018).
20. Wang, F., Chen, P. & Liu, G. Copper-catalyzed radical relay for asymmetric radical transformations. *Acc. Chem. Res.* **51**, 2036–2046 (2018).
21. Yoon, T. P. Photochemical stereocontrol using tandem photoredox–chiral Lewis acid catalysis. *Acc. Chem. Res.* **49**, 2307–2315 (2016).
22. Brimiouille, R., Lenhart, D., Maturi, M. M. & Bach, T. Enantioselective catalysis of photochemical reactions. *Angew. Chem. Int. Ed.* **54**, 3872–3890 (2015).
23. Huang, X. & Meggers, E. Asymmetric photocatalysis with bis-cyclometalated rhodium complexes. *Acc. Chem. Res.* **52**, 833–847 (2019).
24. Meggers, E. Exploiting octahedral stereocenters: from enzyme inhibition to asymmetric photoredox catalysis. *Angew. Chem. Int. Ed.* **56**, 5668–5675 (2017).
25. Lu, Q. & Glorius, F. Radical enantioselective C(sp³)-H functionalization. *Angew. Chem. Int. Ed.* **256**, 5668–5675 (2017).
26. Nicewicz, D. A. & MacMillan, D. W. C. Merging photoredox catalysis with organocatalysis: the direct asymmetric alkylation of aldehydes. *Science* **322**, 77–80 (2008).
27. Murphy, J., Bastida, D., Paria, S., Fagnoni, M. & Melchiorre, P. Asymmetric catalytic formation of quaternary carbons by iminium ion trapping of radicals. *Nature* **532**, 218–222 (2016).
28. Tellis, J. C., Primer, D. N. & Molander, G. A. Single-electron transmetalation in organoboron cross-coupling by photoredox/nickel dual catalysis. *Science* **345**, 433–436 (2014).
29. Huo, H. et al. Asymmetric photoredox transition-metal catalysis activated by visible light. *Nature* **515**, 100–103 (2014).
30. Li, J. et al. Formal enantioconvergent substitution of alkyl halides via catalytic asymmetric photoredox radical coupling. *Nat. Commun.* **9**, 2445 (2018).
31. Huang, X. et al. Catalytic asymmetric synthesis of nitrogen heterocycle through stereocontrolled direct photoreaction from electronically excited state. *Nat. Commun.* **8**, 2445 (2017).
32. Zhang, H.-H., Zhao, J.-J. & Yu, S. Enantioselective allylic alkylation with 4-alkyl-1,4-dihydro-pyridines enabled by photoredox/palladium cocatalysis. *J. Am. Chem. Soc.* **140**, 16914–16919 (2018).
33. Ye, C.-X. et al. Dual catalysis for enantioselective convergent synthesis of enantiopure vicinal amino alcohols. *Nat. Commun.* **9**, 410 (2018).
34. Zhang, W. et al. Enantioselective cyanation of benzylic C–H bonds via copper-catalyzed radical relay. *Science* **353**, 1014–1018 (2016).
35. Lin, J.-S. et al. Catalytic asymmetric radical aminoperfluoroalkylation and aminodifluoromethylation of alkenes to versatile enantioenriched-fluoroalkyl amines. *Nat. Commun.* **8**, 14841 (2017).
36. Ding, L.-Q. et al. Bifunctional photocatalysts for enantioselective aerobic oxidation of β-ketoesters. *J. Am. Chem. Soc.* **139**, 63–66 (2017).
37. Kainz, Q. M. et al. Asymmetric copper-catalyzed C–N cross-couplings induced by visible light. *Science* **351**, 681–684 (2016).
38. Li, Y. et al. Copper(II)-catalyzed asymmetric photoredox reactions: enantioselective alkylation of imines driven by visible light. *J. Am. Chem. Soc.* **140**, 15850–15858 (2018).
39. Uruguchi, D., Kinoshita, N., Kizu, T. & Ooi, T. Synergistic catalysis of ionic Brønsted acid and photosensitizer for a redox neutral asymmetric α-coupling of *N*-arylaminoethanes with aldimines. *J. Am. Chem. Soc.* **137**, 13768–13771 (2015).
40. Kizu, T., Uruguchi, D. & Ooi, T. Independence from the sequence of single-electron transfer of photoredox process in redox-neutral asymmetric bond-forming reaction. *J. Org. Chem.* **81**, 6953–6958 (2016).
41. Shen, X. et al. Chiral nickel DBFOX complex as the bifunctional catalyst for visible-light-promoted asymmetric photoredox reaction. *Chem. Sci.* **9**, 4562–4568 (2018).
42. Friestad, G. K., Shen, Y. & Ruggles, E. L. Enantioselective radical addition to *N*-acyl hydrazones mediated by chiral Lewis acids. *Angew. Chem. Int. Ed.* **42**, 5061–5063 (2003).
43. Friestad, G. K. & Qin, J. Intermolecular alkyl radical addition to chiral *N*-acylhydrazones mediated by manganese carbonyl. *J. Am. Chem. Soc.* **123**, 9922–9923 (2001).
44. Friestad, G. K. & Qin, J. Highly stereoselective intermolecular radical addition to aldehyde hydrazones from a chiral 3-amino-2-oxazolidinone. *J. Am. Chem. Soc.* **122**, 8329–8330 (2000).
45. Wang, F. -L. et al. Catalytic asymmetric radical diamination of alkenes. *Chem* **3**, 979–990 (2017).
46. Zhang, X. & You, S. Removing the mask in catalytic asymmetric deamination of alkenes. *Chem* **3**, 919–921 (2017).
47. Zhao, C. et al. Enantioselective [3+3] atroposelective annulation catalyzed by *N*-heterocyclic carbenes. *Nat. Commun.* **9**, 611 (2018).
48. Bai, D.-C. et al. Palladium/*N*-heterocyclic carbene catalyzed region and diastereoselective reaction of ketones with allyl reagents via inner-sphere mechanism. *Nat. Commun.* **7**, 11806 (2016).
49. Wilson, J. E. et al. Discovery of novel indoline cholesterol ester transfer protein inhibitor (CETP) through a structure-guided approach. *ACS Med. Chem. Lett.* **7**, 261–265 (2016).

Acknowledgements

We gratefully acknowledge funding from the National Natural Science Foundation of China (grant no. 21572184), the Natural Science Foundation of Fujian Province of China (grant no. 2017J06006), and the Fundamental Research Funds for the Central Universities (grant no. 20720190048).

Author contributions

L.G. conceived and designed the project. B.H., Y.L. and Y.Y. conducted the experiments, and with L.G. analyzed and interpreted the experimental data. L.G. prepared the manuscript. B.H. and Y.L. prepared the Supplementary Information.

Additional information

Supplementary Information accompanies this paper at <https://doi.org/10.1038/s41467-019-11688-7>.

Competing interests: The authors declare no competing interests.

Reprints and permission information is available online at <http://npng.nature.com/reprintsandpermissions/>

Peer review information: *Nature Communications* thanks the anonymous reviewers for their contribution to the peer review of this work.

Publisher's note: Springer Nature remains neutral with regard to jurisdictional claims in published maps and institutional affiliations.



Open Access This article is licensed under a Creative Commons Attribution 4.0 International License, which permits use, sharing, adaptation, distribution and reproduction in any medium or format, as long as you give appropriate credit to the original author(s) and the source, provide a link to the Creative Commons license, and indicate if changes were made. The images or other third party material in this article are included in the article's Creative Commons license, unless indicated otherwise in a credit line to the material. If material is not included in the article's Creative Commons license and your intended use is not permitted by statutory regulation or exceeds the permitted use, you will need to obtain permission directly from the copyright holder. To view a copy of this license, visit <http://creativecommons.org/licenses/by/4.0/>.

© The Author(s) 2019