

University of Nebraska - Lincoln

DigitalCommons@University of Nebraska - Lincoln

Daugherty Water for Food Global Institute:
Faculty Publications

Daugherty Water for Food Global Institute

5-2011

National water footprint accounts: The green, blue and grey water footprint of production and consumption. Volume 2: Appendices

Mesfin M. Mekonnen

Arjen Y. Hoekstra

Follow this and additional works at: <https://digitalcommons.unl.edu/wffdocs>



Part of the [Environmental Health and Protection Commons](#), [Environmental Monitoring Commons](#), [Hydraulic Engineering Commons](#), [Hydrology Commons](#), [Natural Resource Economics Commons](#), [Natural Resources and Conservation Commons](#), [Natural Resources Management and Policy Commons](#), [Sustainability Commons](#), and the [Water Resource Management Commons](#)

This Article is brought to you for free and open access by the Daugherty Water for Food Global Institute at DigitalCommons@University of Nebraska - Lincoln. It has been accepted for inclusion in Daugherty Water for Food Global Institute: Faculty Publications by an authorized administrator of DigitalCommons@University of Nebraska - Lincoln.



M.M. MEKONNEN

A.Y. HOEKSTRA

MAY 2011

NATIONAL WATER

FOOTPRINT ACCOUNTS:

THE GREEN, BLUE AND GREY

WATER FOOTPRINT OF

PRODUCTION AND CONSUMPTION

VOLUME 2: APPENDICES

**NATIONAL WATER FOOTPRINT ACCOUNTS:
THE GREEN, BLUE AND GREY WATER FOOTPRINT
OF PRODUCTION AND CONSUMPTION**

VOLUME 2: APPENDICES

M.M. MEKONNEN¹

A.Y. HOEKSTRA^{1,2}

MAY 2011

VALUE OF WATER RESEARCH REPORT SERIES No. 50

¹ Twente Water Centre, University of Twente, Enschede, The Netherlands

² Contact author: Arjen Y. Hoekstra, a.y.hoekstra@utwente.nl

© 2011 M.M. Mekonnen and A.Y. Hoekstra.

Published by:

UNESCO-IHE Institute for Water Education

P.O. Box 3015

2601 DA Delft

The Netherlands

The Value of Water Research Report Series is published by UNESCO-IHE Institute for Water Education, in collaboration with University of Twente, Enschede, and Delft University of Technology, Delft.

All rights reserved. No part of this publication may be reproduced, stored in a retrieval system, or transmitted, in any form or by any means, electronic, mechanical, photocopying, recording or otherwise, without the prior permission of the authors. Printing the electronic version for personal use is allowed.

Please cite this publication as follows:

Mekonnen, M.M. and Hoekstra, A.Y. (2011) National water footprint accounts: the green, blue and grey water footprint of production and consumption, Value of Water Research Report Series No. 50, UNESCO-IHE, Delft, the Netherlands.

Contents

Appendix I.

The water footprint of national production (Mm^3/yr)

Appendix II.

Virtual-water flows related to trade in crop, animal and industrial products, per country (Mm^3/yr)

Appendix III.

International virtual-water flows per product category (Mm^3/yr)

Appendix IV.

National water saving related to trade in agricultural and industrial products per country (Mm^3/yr)

Appendix V.

Global water saving related to trade in agricultural and industrial products, per product (Mm^3/yr)

Appendix VI.

The average water footprint per ton of commodity per country, weighted based on origin (WF^* in m^3/ton)

Appendix VII.

The water footprint of national consumption per capita, shown by commodity ($\text{m}^3/\text{yr}/\text{cap}$)

Appendix VIII.

The water footprint of national consumption per capita, shown by major consumption category and by internal and external component ($\text{m}^3/\text{yr}/\text{cap}$)

Appendix IX.

The total water footprint of national consumption (Mm^3/yr)

Appendix X.

The water footprint of US consumption of agricultural and industrial products, specified per river basin (m^3/yr)

Appendix XI.

The global water footprint of national consumption: maps for selected countries

Appendix I. The water footprint of national production (Mm³/yr)

Period 1996 - 2005

Country	Water footprint of crop production*			Water footprint of grazing**	Water footprint of animal water supply**		Water footprint of industrial production		Water footprint of domestic water supply		Total water footprint		
	Green	Blue	Grey	Green	Blue	Blue	Grey	Blue	Grey	Green	Blue	Grey	
Afghanistan	7856	7664	149	4043	132	0.1	1.0	42.0	378.0	11899	7838	528	
Albania	1404	244	126	949	34	9.5	180.5	46.0	414.0	2353	334	720	
Algeria	13138	2665	257	5976	110	40.0	395.2	133.0	851.1	19114	2947	1503	
American Samoa	44	0	0	0	0	0.0	0.0	0.0	0.0	45	0	0	
Andorra	0	0	0	0	0	0.0	0.0	0.0	0.0	0	0	0	
Angola	12545	190	39	1085	56	3.0	57.0	8.0	72.0	13630	258	168	
Anguilla	0	0	0	0	0	0.0	0.0	0.0	0.0	0	0	0	
Antigua and Barbuda	21	0	0	18	0	0.1	1.0	0.3	2.7	39	1	4	
Argentina	157605	4306	4958	18589	773	138.0	1507.7	491.0	2724.0	176194	5708	9189	
Armenia	1171	346	97	850	17	6.3	78.1	84.3	590.0	2021	454	765	
Australia	81255	13363	7372	32240	1024	120.0	296.4	352.0	762.5	113495	14859	8431	
Austria	4243	55	669	984	123	67.5	102.6	74.0	261.7	5228	319	1033	
Azerbaijan	3813	1653	198	1549	59	118.0	1569.4	52.1	396.6	5362	1882	2164	
Bahamas	53	0	0	2	0	0.0	0.0	0.0	0.0	55	0	0	
Bahrain	2	18	5	24	0	1.0	2.3	17.8	35.6	27	38	42	
Bangladesh	62919	7825	10138	3342	434	16.5	313.5	401.6	3614.4	66261	8677	14066	
Barbados	136	1	7	20	1	2.0	38.0	3.0	27.0	156	7	72	
Belarus	20857	110	4547	1457	137	65.0	63.0	65.0	195.5	22315	377	4805	
Belgium	1127	6	335	1719	221	305.7	2323.3	74.3	280.0	2846	607	2938	
Belize	664	6	80	12	2	5.5	88.7	1.0	8.3	677	14	177	
Benin	10597	8	63	725	26	1.5	28.5	4.1	36.9	11322	40	129	
Bermuda	1	0	0	3	0	0.0	0.0	0.0	0.0	4	0	0	
Bhutan	624	27	2	74	8	0.3	4.8	2.0	18.0	698	37	25	
Bolivia	12552	389	90	19007	189	5.0	64.0	18.0	129.9	31559	601	284	
Bosnia and Herzegovina	2607	30	153	244	24	0.0	0.0	0.0	0.0	2851	54	153	
Botswana	508	5	0	1685	36	1.8	33.3	7.9	71.1	2193	51	104	
Brazil	303743	8934	15917	132223	3158	532.5	7487.0	1202.0	8525.7	435966	13826	31930	
British Virgin Islands	0	0	0	4	0	0.0	0.0	0.0	0.0	4	0	0	
Brunei Darussalam	141	0	1	19	1	0.0	0.0	0.0	0.0	161	1	1	
Bulgaria	11511	135	1339	3638	54	229.6	2530.7	110.6	706.6	15149	530	4576	
Burkina Faso	19156	81	234	3252	160	0.3	5.7	10.4	93.6	22408	252	333	
Burundi	5486	89	6	188	8	0.9	16.2	4.9	44.1	5674	103	66	
Cambodia	12658	799	54	1162	85	1.0	19.0	6.0	54.0	13820	891	127	
Cameroon	23360	110	138	1261	102	4.0	76.0	18.0	162.0	24621	233	376	
Canada	120340	1607	18165	5502	558	1578.5	8487.6	899.0	3487.0	125842	4642	30139	
Cape Verde	171	8	0	47	3	0.0	0.4	0.2	1.4	218	12	2	
Cayman Islands	2	0	0	0	0	0.0	0.0	0.0	0.0	2	0	0	
Central African Republic	3807	26	0	722	43	0.2	3.8	2.0	18.0	4529	71	22	
Chad	12607	96	0	2392	96	0.0	0.0	4.0	36.0	14999	196	36	
Chile	6510	2374	2981	2633	123	158.0	534.4	142.0	373.0	9143	2797	3888	
China	623881	118941	223761	81782	9848	6430.0	82464.8	6753.0	53532.5	705662	141972	359758	
Cocos Islands	0	0	0	0	0	0.0	0.0	0.0	0.0	0	0	0	
Colombia	31779	1338	1979	18394	486	20.0	380.0	539.0	4851.0	50173	2384	7210	
Comoros	927	1	0	24	1	0.0	0.5	0.5	4.3	951	3	5	
Congo, Dem Republic	26242	39	5	329	43	3.0	57.0	19.0	171.0	26571	104	233	
Congo, Republic	1158	17	2	40	3	0.5	9.5	3.2	28.8	1198	24	40	
Cook Islands	22	0	0	1	1	0.0	0.0	0.0	0.0	23	1	0	
Costa Rica	4420	291	310	991	35	23.0	426.5	79.0	700.9	5412	428	1437	
Cote d'Ivoire	47491	103	277	708	29	5.5	104.5	22.0	198.0	48199	160	580	
Croatia	4656	7	765	124	42	3.1	41.8	0.0	0.0	4780	52	807	
Cuba	18577	1823	629	2010	102	50.0	581.4	156.0	993.4	20587	2130	2204	
Cyprus	340	268	34	234	12	0.2	2.3	6.8	48.2	573	287	85	
Czech Republic	9538	24	2347	1138	80	73.5	307.2	105.0	399.8	10676	283	3054	
Denmark	7138	66	1332	696	317	16.0	36.8	41.0	92.5	7834	439	1462	
Djibouti	19	4	0	190	7	0.0	0.0	1.6	14.4	209	13	14	
Dominica	215	0	2	14	0	0.0	0.0	0.0	0.0	229	0	2	
Dominican Republic	5877	1017	0	2511	62	3.0	50.2	109.0	906.9	8389	1191	957	
East Timor	1110	11	0	93	9	0.0	0.0	0.0	0.0	1203	20	0	
Ecuador	15277	2057	603	11167	129	45.0	855.0	212.0	1908.0	26444	2443	3366	

Country	Water footprint of crop production*			Water footprint of grazing**	Water footprint of animal water supply**		Water footprint of industrial production		Water footprint of domestic water supply		Total water footprint		
	Green	Blue	Grey	Green	Blue	Blue	Grey	Blue	Grey	Green	Blue	Grey	
Egypt	7319	33517	13851	4537	200	200.0	3800.0	530.0	4770.0	11856	34447	22421	
El Salvador	4702	66	401	500	26	10.0	190.0	32.0	288.0	5202	134	879	
Equatorial Guinea	965	0	0	2	0	0.9	16.2	9.0	81.0	967	10	97	
Eritrea	1757	31	11	945	33	0.1	1.0	3.1	27.9	2702	67	40	
Estonia	2634	1	257	102	11	3.0	14.3	9.0	38.8	2736	24	310	
Ethiopia	56485	1173	327	18858	638	1.1	20.0	33.3	299.7	75343	1846	647	
Faeroe Islands	0	0	0	8	0	0.0	0.0	0.0	0.0	8	0	0	
Falkland Islands	0	0	0	14	3	0.0	0.0	0.0	0.0	14	3	0	
Fiji Islands	1670	1	68	346	10	0.5	9.5	1.0	9.0	2016	13	86	
Finland	5065	12	155	448	54	103.5	373.6	34.0	153.5	5512	203	682	
France	62700	2849	8018	5672	778	1488.0	5654.4	628.0	2221.3	68372	5743	15894	
French Polynesia	264	1	1	8	1	0.0	0.0	0.0	0.0	272	2	1	
Gabon	1251	7	4	13	6	0.5	9.5	6.0	54.0	1264	20	68	
Gambia	994	3	10	147	6	0.2	3.4	0.7	6.3	1141	11	19	
Georgia	3078	326	172	2151	33	38.0	722.0	72.0	648.0	5229	469	1542	
Germany	34420	253	10737	5989	888	1596.5	1820.0	581.0	1632.0	40409	3318	14189	
Ghana	32739	35	97	859	37	4.8	90.3	23.5	211.5	33597	101	399	
Gibraltar	0	0	0	0	0	0.0	0.0	0.0	0.0	0	0	0	
Greece	10544	3898	1089	1494	98	12.5	35.6	127.0	561.8	12037	4136	1687	
Greenland	0	0	0	4	0	0.0	0.0	0.0	0.0	4	0	0	
Grenada	129	0	0	4	0	0.0	0.0	0.0	0.0	133	1	0	
Guam	131	0	0	0	0	0.0	0.0	0.0	0.0	131	0	0	
Guatemala	12360	299	777	888	52	13.5	156.7	13.0	96.3	13248	378	1030	
Guinea	16111	38	21	565	42	1.5	25.7	12.0	104.6	16675	94	151	
Guinea-Bissau	2143	76	0	147	15	0.4	7.6	2.3	20.7	2290	94	28	
Guyana	1592	249	98	41	5	0.5	9.5	3.0	27.0	1632	257	135	
Haiti	5849	187	0	1581	50	0.5	9.5	5.0	45.0	7430	243	55	
Honduras	6447	122	442	1126	48	5.0	95.0	7.0	63.0	7573	182	600	
Hungary	17629	180	3623	4344	92	224.0	1617.3	71.0	380.9	21974	567	5621	
Iceland	2	0	2	179	6	5.0	40.9	5.0	21.4	181	16	64	
India	716004	231428	99429	42644	4707	1760.5	33449.5	5224.0	47016.0	758649	243119	179895	
Indonesia	285654	11468	20778	6693	470	28.0	517.1	662.0	5886.7	292347	12627	27182	
Iran	43027	39823	8826	13212	415	55.0	1045.0	620.0	5580.0	56239	40913	15451	
Iraq	9061	12729	2202	1026	54	485.0	6846.7	430.0	3196.7	10088	13698	12246	
Ireland	1876	1	334	2198	186	43.5	132.2	26.0	117.4	4073	256	584	
Israel	931	979	386	1513	12	7.0	14.6	63.0	105.7	2444	1061	506	
Italy	41793	4707	6532	6655	393	814.5	4797.4	807.0	3891.9	48449	6722	15222	
Jamaica	1849	59	31	307	12	3.5	66.5	14.0	126.0	2156	89	224	
Japan	18755	1984	2471	2583	340	790.0	4953.3	1740.0	8805.1	21337	4854	16230	
Jordan	493	406	54	277	11	1.9	17.5	29.1	155.5	770	449	227	
Kazakhstan	54175	8527	387	4417	162	289.0	5491.0	59.0	531.0	58592	9037	6409	
Kenya	17586	210	294	9018	236	5.0	90.3	47.0	418.9	26604	499	803	
Kiribati	304	0	0	1	0	0.0	0.0	0.0	0.0	305	0	0	
Korea, Dem People's Rep	11068	926	0	536	71	113.5	2156.5	179.0	1611.0	11604	1289	3768	
Korea, Republic	9874	893	1458	3506	239	152.5	614.3	662.0	2214.1	13380	1946	4286	
Kuwait	11	48	10	69	5	1.0	19.8	40.1	360.5	80	94	390	
Kyrgyzstan	4291	3737	210	2052	45	15.5	215.0	32.0	260.3	6343	3829	686	
Laos	4941	388	1	725	54	8.5	161.5	13.0	117.0	5666	464	279	
Latvia	3295	1	389	284	16	5.0	31.4	16.0	78.2	3579	38	498	
Lebanon	821	767	146	1604	8	7.5	46.5	38.0	143.7	2424	820	336	
Lesotho	1076	1	0	617	17	1.0	19.0	2.0	18.0	1693	20	37	
Liberia	3938	3	0	32	4	1.0	19.0	3.0	27.0	3970	11	46	
Libya	2115	1902	180	366	27	6.6	125.4	61.0	549.0	2481	1996	854	
Lithuania	8660	3	192	493	41	2.0	11.4	21.0	100.5	9153	67	304	
Luxembourg	161	0	50	82	13	1.4	1.3	2.5	3.3	243	17	55	
Macedonia	1333	113	106	201	18	13.7	247.3	21.5	187.4	1534	166	541	
Madagascar	18480	2396	43	3501	136	11.5	218.5	42.0	378.0	21982	2585	639	
Malawi	11753	349	670	323	22	2.5	47.5	15.0	135.0	12076	389	853	
Malaysia	81131	1344	3001	400	71	95.0	1805.0	152.0	1368.0	81531	1662	6174	
Maldives	66	2	3	0	0	0.0	0.0	0.3	1.9	66	2	5	
Mali	15143	1147	0	5104	130	2.8	53.2	59.0	531.0	20247	1339	584	
Malta	25	9	4	9	2	0.0	0.4	4.0	31.7	35	15	36	

Country	Water footprint of crop production*			Water footprint of grazing**	Water footprint of animal water supply**		Water footprint of industrial production		Water footprint of domestic water supply		Total water footprint		
	Green	Blue	Grey	Green	Blue	Blue	Grey	Blue	Grey	Green	Blue	Grey	
Marshall Islands	124	0	0	0	0	0.0	0.0	0.0	0.0	124	0	0	
Martinique	295	13	0	34	1	0.0	0.0	0.0	0.0	329	14	0	
Mauritania	820	95	0	1744	56	2.5	47.5	15.0	135.0	2564	168	183	
Mauritius	780	27	10	64	2	1.0	14.3	21.4	172.1	844	50	196	
Mexico	83105	13885	11382	25916	995	214.5	2649.1	1359.0	9021.8	109021	16453	23053	
Micronesia,Fed States of	235	0	0	3	1	0.0	0.0	0.0	0.0	238	1	0	
Moldova	6375	456	193	219	25	66.5	505.4	22.0	145.2	6594	569	844	
Mongolia	274	32	38	7513	160	6.0	114.0	9.0	81.0	7787	207	233	
Montserrat	2	0	0	11	0	0.0	0.0	0.0	0.0	14	0	0	
Morocco	23322	5100	1385	6663	151	18.0	68.4	123.0	632.9	29986	5392	2087	
Mozambique	22736	175	132	476	29	0.5	9.5	7.0	63.0	23212	212	204	
Myanmar	74939	2272	1133	650	273	9.0	171.0	41.0	369.0	75589	2595	1673	
Namibia	1355	29	16	1200	41	0.7	13.3	7.3	65.7	2554	77	95	
Nauru	4	0	0	0	0	0.0	0.0	0.0	0.0	4	0	0	
Nepal	19844	3242	431	3179	188	3.0	57.0	30.0	270.0	23022	3463	758	
Netherlands	2403	116	700	1753	386	238.0	45.2	49.0	104.4	4156	788	850	
New Caledonia	68	0	7	71	3	0.0	0.0	0.0	0.0	139	3	7	
New Zealand	3426	809	296	11748	378	10.0	38.0	102.0	288.0	15174	1298	622	
Nicaragua	4896	147	133	982	63	1.5	28.5	19.0	171.0	5877	230	333	
Niger	39723	455	35	5977	139	0.5	9.5	9.0	81.0	45700	603	125	
Nigeria	190600	1087	605	5265	455	40.5	769.5	169.0	1521.0	195865	1751	2896	
Niue	41	0	0	0	0	0.0	0.0	0.0	0.0	41	0	0	
North Mariana	0	0	0	0	0	0.0	0.0	0.0	0.0	0	0	0	
Norway	1883	13	89	668	48	73.0	305.1	50.0	183.4	2551	184	577	
Oman	246	750	46	379	8	1.0	18.1	13.4	120.6	625	773	185	
Pakistan	40561	74272	21805	34113	907	173.5	3296.5	327.0	2943.0	74674	75679	28044	
Palau	0	0	0	0	0	0.0	0.0	0.0	0.0	0	0	0	
Panama	1930	54	147	626	31	2.0	17.1	55.0	314.4	2556	141	478	
Papua New Guinea	7864	0	48	80	39	1.5	28.5	4.0	36.0	7943	44	113	
Paraguay	29977	135	540	2868	176	2.0	32.4	10.0	82.6	32845	323	655	
Peru	11399	4096	1800	6641	188	101.5	501.4	168.0	720.5	18040	4553	3022	
Philippines	104860	3150	3717	3886	279	372.9	7085.1	584.8	5263.2	108746	4387	16066	
Poland	40857	108	7630	2452	385	637.5	4602.8	210.0	1167.7	43310	1341	13400	
Portugal	8905	2074	746	898	105	68.5	416.5	108.0	610.2	9804	2355	1773	
Qatar	10	56	3	64	2	0.4	7.6	17.4	156.6	74	75	168	
Romania	34262	826	1844	2522	199	282.0	3857.8	169.0	1292.9	36785	1476	6995	
Russian Federation	304839	10358	11609	15447	912	1980.0	37620.0	1340.0	12060.0	320286	14590	61289	
Rwanda	6935	11	4	582	17	0.6	11.4	3.6	32.4	7517	32	48	
Saint Helena	0	0	0	0	0	0.0	0.0	0.0	0.0	0	0	0	
Saint Kitts and Nevis	54	0	0	2	0	0.0	0.0	0.0	0.0	56	0	0	
Saint Lucia	4	0	0	12	1	0.0	0.0	1.3	11.3	15	2	11	
Saint Pierre & Miquelon	0	0	0	0	0	0.0	0.0	0.0	0.0	0	0	0	
Saint Vincent/Grenadines	122	0	0	6	0	0.0	0.0	0.0	0.0	128	0	0	
Samoa	451	0	0	26	5	0.0	0.0	0.0	0.0	477	5	0	
Sao Tome and Principe	215	0	0	2	0	0.0	0.0	0.0	0.0	217	0	0	
Saudi Arabia	1824	8589	1058	830	49	35.5	674.5	213.0	1917.0	2654	8887	3650	
Senegal	7506	329	56	2616	77	2.9	42.4	9.8	79.9	10122	418	178	
Serbia and Montenegro	14824	122	1169	677	148	559.0	10621.0	78.0	702.0	15501	906	12492	
Seychelles	66	5	0	1	0	0.2	3.2	0.8	7.2	67	6	10	
Sierra Leone	4898	46	0	634	12	0.5	9.5	2.0	18.0	5532	61	28	
Singapore	2	0	1	1	4	4.8	0.1	8.6	0.1	2	17	1	
Slovakia	5008	146	632	308	37	30.8	251.3	42.8	261.7	5317	256	1145	
Slovenia	740	3	504	275	23	36.8	343.0	20.1	134.1	1015	83	981	
Solomon Islands	615	0	0	20	1	0.0	0.0	0.0	0.0	635	1	0	
Somalia	2149	694	0	2257	138	0.1	1.9	1.5	13.5	4406	834	15	
South Africa	35027	6412	3126	10901	282	37.8	308.8	390.4	2368.3	45927	7123	5803	
Spain	51561	14136	8292	5530	750	330.0	0.0	479.0	1020.9	57091	15695	9313	
Sri Lanka	17926	2031	1366	559	28	15.5	294.5	30.0	270.0	18486	2105	1930	
Sudan	40572	8351	397	7793	748	13.0	247.0	99.0	891.0	48365	9211	1535	
Suriname	275	73	28	15	3	1.0	19.0	3.0	27.0	290	80	74	
Swaziland	912	294	0	200	11	0.6	11.4	2.4	21.6	1112	308	33	
Sweden	7152	33	1276	623	82	80.5	214.1	109.0	271.6	7775	305	1761	

Country	Water footprint of crop production*			Water footprint of grazing**	Water footprint of animal water supply**	Water footprint of industrial production		Water footprint of domestic water supply		Total water footprint		
	Green	Blue	Grey	Green	Blue	Blue	Grey	Blue	Grey	Green	Blue	Grey
Switzerland	1576	1	421	927	70	95.0	54.2	62.0	161.0	2503	228	637
Syria	14208	6984	2413	5393	70	29.8	508.7	142.6	1216.9	19601	7227	4139
Tajikistan	1834	2865	222	4243	32	28.0	532.0	44.0	396.0	6077	2969	1150
Tanzania	31040	768	187	6653	275	1.3	23.8	52.7	474.3	37693	1097	685
Thailand	109585	17003	7227	5194	221	138.9	2638.2	273.9	2465.1	114779	17637	12330
Togo	6171	7	51	281	17	0.2	3.8	8.9	80.1	6452	33	135
Tokelau	8	0	0	0	0	0.0	0.0	0.0	0.0	8	0	0
Tonga	146	1	5	19	2	0.0	0.0	0.0	0.0	165	3	5
Trinidad and Tobago	453	9	17	29	4	4.0	56.8	21.0	183.8	482	38	257
Tunisia	14819	1330	446	2003	56	5.5	50.4	36.5	220.2	16822	1429	716
Turkey	75697	15236	9449	8158	334	205.5	2264.6	556.0	3636.7	83855	16332	15350
Turkmenistan	3961	7086	1	3558	61	9.5	180.5	42.0	378.0	7519	7199	559
Tuvalu	22	0	0	0	0	0.0	0.0	0.0	0.0	22	0	0
Uganda	33797	5	38	1526	132	2.5	47.5	13.0	117.0	35323	153	202
Ukraine	98614	2573	5161	4562	378	664.0	12616.0	456.0	4104.0	103177	4071	21881
United Arab Emirates	2439	1053	65	165	8	3.5	65.6	61.7	555.3	2605	1126	686
UK	17976	130	4943	4335	545	359.5	170.8	207.0	242.8	22311	1242	5356
USA	611971	95905	118160	120996	3361	11030.0	59937.0	6544.0	25557.4	732967	116841	203655
Uruguay	3932	698	234	7572	180	2.0	38.0	8.0	72.0	11504	888	344
Uzbekistan	9083	22236	0	6881	143	60.0	1140.0	277.0	2493.0	15964	22716	3633
Vanuatu	847	0	0	89	4	0.0	0.0	0.0	0.0	936	4	0
Venezuela	11340	1239	854	12001	277	29.5	560.5	381.0	3429.0	23341	1926	4844
Viet Nam	65706	6528	9620	4425	444	861.5	16368.5	554.0	4986.0	70131	8388	30974
Wallis and Futuna Is	70	0	0	1	1	0.0	0.0	0.0	0.0	71	1	0
Yemen	2576	2252	96	2386	64	3.4	62.5	27.2	242.6	4963	2347	401
Zambia	5187	313	118	1686	41	6.5	123.5	29.0	261.0	6873	389	502
Zimbabwe	11860	789	504	1767	87	14.9	283.1	58.9	530.1	13627	950	1317
Others	1962	161	0	468	20	3	65	17	155	2430	201	220
Total	5771250	899129	733179	912807	45923	37534	362735	42023	282005	6684056	1024608	1377919

* from Mekonnen and Hoekstra (2010b,2011)

** from Mekonnen and Hoekstra (2010c)

Appendix II. Virtual-water flows related to trade in crop, animal and industrial products, per country (Mm³/yr)

Period 1996 - 2005

Country	Virtual water import									Virtual water export									Total virtual water flows								
	Related to crop products			Related to animal products			Related to industrial products			Related to crop products			Related to animal products			Related to industrial products			Import			Export			Net virtual water import		
	Green	Blue	Grey	Green	Blue	Grey	Green	Blue	Grey	Green	Blue	Grey	Green	Blue	Grey	Green	Blue	Grey	Green	Blue	Grey	Green	Blue	Grey	Green	Blue	Grey
Afghanistan	1219.8	895.1	200.9	63.9	12.8	4.6	3.6	58.5	159.5	900.7	25.6	9.5	2.0	0.1	0.1	2.0	1283.6	911.5	264.1	169.0	902.7	27.7	1114.6	8.7	236.4		
Albania	984.3	189.6	123.1	164.1	23.1	12.9	4.7	63.6	282.9	36.8	1.4	30.4	3.6	0.4	2.3	43.1	1148.4	217.4	199.6	313.3	42.7	44.8	835.1	174.7	154.8		
Algeria	13433.4	1297.8	1535.5	1072.4	219.7	67.8	33.7	375.7	188.5	54.1	8.4	47.4	4.8	0.9	33.7	387.1	14505.8	1551.2	1979.0	235.9	92.7	396.4	14269.8	1458.5	1582.6		
American Samoa	0.5	0.1	0.0	1.6	0.1	0.0	0.0	0.1	3.3	1.8	0.6	0.0	0.0	0.0	0.0	2.1	0.2	0.2	3.3	1.8	0.6	-1.2	-1.6	-0.5			
Andorra	85.2	32.6	11.1	59.5	11.0	7.2	2.7	20.2	30.5	8.2	3.1	4.6	0.3	0.1	0.1	0.6	144.7	46.3	38.5	35.1	8.6	3.9	109.6	37.8	34.6		
Angola	1084.9	142.7	183.7	618.8	61.4	29.6	7.2	76.0	409.5	0.3	1.9	2.8	0.3	0.0	7.3	102.2	1703.7	211.4	289.3	412.3	7.9	104.1	1291.4	203.4	185.2		
Anguilla	2.2	0.6	0.1	0.0	0.0	0.0	0.2	1.4	3.8	1.7	0.5	1.8	0.1	0.0	0.0	0.1	2.2	0.7	1.6	5.6	1.8	0.6	-3.4	-1.0	0.9		
Antigua and Barbuda	30.7	7.3	3.2	14.3	1.3	0.9	1.3	12.8	37.6	4.3	2.3	5.0	0.6	0.1	0.3	3.5	44.9	9.9	16.9	42.6	5.2	5.9	2.3	4.7	11.0		
Argentina	3764.0	146.7	305.3	521.1	46.3	22.6	73.2	788.4	88568.6	1333.4	2437.9	4738.6	495.6	52.5	33.9	384.1	4285.0	266.2	1116.2	93307.2	1862.9	2874.5	-89022	-1596.7	-1758.3		
Armenia	862.2	109.9	140.6	158.7	23.6	7.9	4.3	71.5	33.1	12.8	3.5	10.8	1.5	0.4	2.1	34.7	1021.0	137.8	220.0	43.9	16.4	38.5	977.1	121.4	181.4		
Australia	5972.0	852.7	889.6	480.3	81.8	31.2	246.8	2976.4	42862.1	14444.2	3529.2	24756.8	1746.4	228.5	95.6	1059.3	6452.3	1181.3	3897.2	67618.9	16286.2	4817.0	-61167	-15105	-919.8		
Austria	6711.9	1578.3	884.5	1192.0	202.5	149.2	244.1	2436.7	2743.4	603.2	389.2	1605.4	256.9	156.2	123.4	939.9	7903.8	2025.0	3470.4	4348.8	983.5	1485.3	3555.1	1041.4	1985.1		
Azerbaijan	2243.1	244.5	97.2	79.5	15.0	5.4	9.9	169.1	489.7	927.5	97.0	110.5	9.7	1.1	38.6	544.9	2322.6	269.4	271.7	600.2	975.8	642.9	1722.3	-706.4	-371.3		
Bahamas	226.4	38.9	19.0	130.4	12.5	9.5	10.0	102.5	51.6	3.3	2.6	0.3	0.0	0.0	1.7	17.0	356.8	61.4	131.0	51.9	5.0	19.6	304.9	56.4	111.3		
Bahrain	801.3	400.0	157.6	219.3	36.1	13.0	10.9	130.8	341.2	173.7	62.6	6.3	2.9	0.5	4.4	54.1	1020.6	447.1	301.4	301.4	347.5	181.0	117.2	673.2	266.1	184.2	
Bangladesh	12760.3	3193.2	1543.9	151.7	28.8	10.6	26.5	408.0	6827.3	12.0	1233.2	225.3	31.5	0.7	12.8	259.5	12912.0	3248.5	1962.5	7052.5	56.3	1493.3	5859.5	3192.2	469.1		
Barbados	172.0	33.7	29.1	59.8	6.9	2.9	2.8	25.3	99.5	2.5	2.0	1.5	0.3	0.1	0.8	11.1	231.8	43.3	57.3	101.0	3.6	13.2	130.8	39.7	44.1		
Belarus	3773.1	519.1	224.1	351.1	28.8	21.5	83.7	1545.9	563.0	104.6	73.6	170.3	20.7	16.4	27.4	428.8	4124.2	631.6	1791.6	733.3	152.7	518.8	3390.9	479.0	1272.8		
Belgium	33890.2	4693.8	2951.4	4664.4	712.1	320.1	590.5	5874.8	14697.8	2618.0	1488.5	5398.1	667.2	500.0	456.0	4085.5	38554.6	5996.4	9146.3	20095.9	3741.2	6074.0	18458.8	2255.2	3072.3		
Belize	54.0	6.2	7.2	15.6	6.7	1.2	1.2	13.1	440.2	17.6	53.4	4.4	0.3	1.1	0.8	12.3	69.6	14.1	21.5	444.6	18.7	66.8	-375.1	-4.6	-45.3		
Benin	679.4	153.7	104.0	19.6	5.2	1.0	2.0	24.1	3331.0	1.7	7.1	7.0	0.4	0.0	0.2	3.1	698.9	160.9	129.1	3338.0	2.3	10.2	-2639.1	158.6	118.9		
Bermuda	187.9	10.2	8.9	19.5	2.0	1.0	5.5	63.5	17.0	3.2	2.2	3.0	0.2	0.1	0.5	5.8	207.4	17.7	73.5	20.0	3.9	8.1	187.4	13.8	65.5		
Bhutan	55.3	23.4	9.2	5.3	0.8	0.4	0.5	8.5	18.1	1.0	0.2	0.6	0.1	0.0	0.1	2.4	60.6	24.6	18.1	18.8	1.2	2.7	41.8	23.4	15.4		
Bolivia	1173.3	121.3	129.6	39.0	7.1	1.9	5.1	50.5	3199.1	8.5	11.2	352.2	12.1	0.4	2.3	26.9	1212.4	133.6	182.0	3551.3	22.8	38.4	-2338.9	110.7	143.6		
Bosnia and Herzegovina	1138.8	124.9	248.0	476.5	29.0	41.2	24.2	403.5	191.2	43.9	44.3	105.7	9.6	4.5	8.0	188.2	1615.2	178.1	692.7	297.0	61.5	237.0	1318.3	116.6	455.7		
Botswana	195.9	100.5	18.9	41.7	2.5	1.4	1.0	11.1	17.7	0.2	0.1	243.8	4.8	0.1	0.7	12.8	237.6	104.0	31.4	261.5	5.8	12.9	-24.0	98.2	18.5		
Brazil	27820.9	2087.6	1738.2	1654.0	93.9	24.1	186.4	1938.4	89473.8	857.8	2889.3	15953.4	934.0	207.5	151.8	2024.7	29475.0	2367.9	3700.7	105427	1944	5121	-75952	424.3	-1420.7		
British Virgin Islands	187.2	3.8	6.0	3.0	0.3	0.2	37.3	712.3	38.4	4.5	3.2	0.3	0.0	0.0	2.1	70.7	190.2	41.5	718.5	38.7	6.5	73.9	151.5	34.9	644.5		
Brunei Darussalam	15407.7	4459.0	5580.8	75.7	7.4	2.3	3.9	49.9	207.5	114.1	40.1	1.5	0.3	0.0	1.5	17.8	15483.4	4470.3	5633.0	208.9	115.9	57.9	15274.5	4354.4	5575.1		
Bulgaria	2084.7	764.6	187.7	486.0	46.3	23.6	39.0	589.9	3844.0	328.6	218.4	555.4	22.8	17.5	140.4	1745.3	2570.6	849.9	801.3	4399.4	491.8	1981.2	-1828.8	358.1	-1179.9		
Burkina Faso	435.3	72.4	45.9	12.5	2.0	0.5	1.8	21.4	2638.1	24.1	30.8	17.7	1.7	0.0	0.1	0.8	447.8	76.2	67.7	2655.7	25.9	31.6	-2207.9	50.3	36.1		
Burundi	105.1	7.7	8.7	1.4	0.1	0.1	0.4	4.8	264.9	1.7	0.3	0.8	0.1	0.0	0.0	0.6	106.5	8.2	13.6	265.6	1.8	0.8	-159.1	6.4	12.7		
Cambodia	600.4	116.3	104.6	31.7	3.6	2.3	6.6	107.9	1884.4	1.4	1.2	55.9	1.6	0.0	4.6	106.3	632.1	126.6	214.8	1940.3	7.6	107.6	-1308.2	119.0	107.2		
Cameroon	740.7	243.8	108.7	25.4	6.0	1.9	4.5	50.8	8064.2	7.5	26.9	4.3	0.3	0.0	2.4	37.9	766.1	254.3	161.3	8068.5	10.2	64.8	-7302.4	244.1	96.5		
Canada	18906.6	3567.7	3063.9	3901.6	333.2	183.6	818.7	7405.4	54789.7	1246.2	8542.2	14738.6	798.3	1700.5	1191.0	7751.2	22808.2	4719.7	10652.9	69528.3	3235.5	17993.9	-46720	1484.2	-7341.1		
Cape Verde	129.5	19.4	16.4	11.7	4.5	0.8	0.5	5.2	3.1	1.6	0.6	0.4	0.0	0.0	0.0	0.3	141.2	24.5	22.4	3.5	1.7	0.8	137.7	22.8	21.6		
Cayman Islands	778.2	3.2	9.1	16.9	1.7	1.0	3.0	27.7	6.6	0.7	0.5	0.6	0.1	0.1	0.6	4.3	795.0	7.9	37.8	7.2	1.3	4.8	787.8	6.6	33.0		
Central African Republic	46.2	3.5	2.5	1.7	0.4	0.1	0.2	1.7	718.3	0.0	0.0	0.2	0.0	0.0	0.2	2.6	47.9	4.1	4.3	718.5	0.2	2.6	-670.6	3.9	1.6		
Chad	66.0	12.1	6.6	1.9	0.2	0.1	0.7	6.7	2414.6	0.1	0.1	2.6	0.1	0.0	0.2	2.5	68.0	13.1	13.4	2417.1	0.4	2.6	-2349.2	12.7	10.8		
Chile	3954.4	299.0	404.5	765.0	15.4	7.4	54.8	575.1	1242.7	437.8	354.8	296.6	74.4	33.7	87.3	462.6	4719.5	369.1	986.9	1539.2	599.5	851.1	3180.2	-230.3	135.8		
China	74277.9	11250.0	6339.7	13247.9	1904.0	583.2	783.6	10845.1	56642.7	8943.9	23715.1	1991.5	157.8	186.4	3602.7	47457.3	87525.9	13937.6	17768.1	58634.2	12704.4	71358.8	28891.7	1233.2	-53591		
Cocos Islands	5.7	0.2	0.4	0.2	0.1	0.0	0.0	0.3	16.2	4.2	2.5	0.2	0.0	0.0	0.1	5.9	0.3	0.6	16.5	4.2	2.6	-10.6	-3.9	-2.0			
Colombia	7892.7	659.1	1277.7	171.9	41.0	14.0	42.2	422.1	11281.5	112.8	1096.1	496.0	63.9	2.8	13.5	187.1	8064.6	742.3	1713.8	11777.5	190.2	1286.0	-3713.0	552.1	427.7		
Comoros	59.9	44.7	9.0	25.6	1.0	1.0	0.2	2.3	103.1	1.1	0.0	0.3	0.0	0.0	0.3	85.5	45.9	12.3	103.4	1.2	0.3	-17.9	44.7	12.0			
Congo, Dem Republic	461.7	67.6	44.4	43.0	8.7	2.7	1.6	18.3	539.0	0.3	0.8	0.3	0.0	0.0	2.9	49.4	504.7	77.9	65.4	539.3	3.3	50.2	-34.5	74.6	15.2		
Congo, Republic	330.3	113.4	33.1	106.8	11.5	4.5	2.9	31.6	290.8	8.6	0.6	0.4	11.5	0.0	2.9	37.6	437.0	127.7	69.3	291.2	11.5	38.2	145.9	116.2	31.1		
Cook Islands	1.6	0.2	0.2	2.5	0.1	0.0	0.1	0.7	0.7	0.1	0.1	0.1	0.0	0.0	0.0	4.1	0.4	0.9	0.8	0.2	0.1	3.3	0.3	0.8			

Country	Virtual water import									Virtual water export									Total virtual water flows								
	Related to crop products			Related to animal products			Related to industrial products			Related to crop products			Related to animal products			Related to industrial products			Import			Export			Net virtual water import		
	Green	Blue	Grey	Green	Blue	Grey	Blue	Grey	Green	Blue	Grey	Green	Blue	Grey	Blue	Grey	Green	Blue	Grey	Green	Blue	Grey	Green	Blue	Grey	Green	Blue
Costa Rica	2152.4	356.2	301.2	87.5	10.5	5.1	19.7	181.5	4466.5	205.2	313.0	171.0	20.9	6.9	19.6	285.8	2239.8	386.4	487.8	4637.5	245.8	605.7	-2397.7	140.6	-117.9		
Côte d'Ivoire	1695.9	537.2	213.5	168.0	22.7	11.0	6.7	75.3	26852.6	130.8	88.0	11.5	1.3	0.1	2.3	36.0	1863.9	566.6	299.7	26864.1	134.4	124.1	-25000	432.2	175.6		
Croatia	1711.3	295.6	230.5	699.8	47.8	48.9	45.6	617.0	877.6	151.2	116.9	329.9	28.5	44.7	9.8	164.6	2411.1	389.0	896.4	1207.5	189.5	326.1	1203.6	199.5	570.3		
Cuba	2507.3	235.1	387.0	229.4	50.2	19.1	10.1	123.3	6847.1	949.6	43.1	17.3	2.7	0.2	4.2	51.3	2736.7	295.4	529.3	6864.4	956.5	94.6	-4127.7	-661.2	434.7		
Cyprus	1177.8	121.5	115.8	50.9	8.3	3.9	12.3	159.5	191.8	138.5	26.5	76.6	8.7	3.8	1.8	28.6	1228.7	142.1	279.2	268.4	148.9	58.9	960.3	-6.8	220.3		
Czech Republic	4351.6	1301.7	591.1	520.7	65.7	50.9	156.1	1850.2	2710.2	570.4	602.3	595.9	81.3	87.6	104.1	1082.5	4872.3	1523.5	2492.2	3306.1	755.8	1772.4	1566.2	767.7	719.8		
Denmark	8959.3	1062.7	939.3	916.7	126.4	103.9	130.0	1298.4	2888.4	543.1	427.1	5892.7	613.4	696.6	51.4	451.4	9876.0	1319.0	2341.6	8781.2	1207.9	1575.1	1094.8	111.1	766.5		
Djibouti	397.2	57.4	48.8	8.7	3.2	0.4	0.0	0.0	439.5	219.8	88.5	6967.8	71.7	0.0	0.1	1.2	405.8	60.7	49.2	7407.3	291.6	89.8	-7001.5	-230.9	-40.6		
Dominica	27.5	4.5	3.0	8.3	1.5	0.6	0.3	3.4	49.9	2.2	0.5	6.5	0.1	0.0	0.1	1.2	35.8	6.3	7.0	56.4	2.5	1.7	-20.6	3.8	5.3		
Dominican Republic	2243.5	209.9	357.1	666.8	49.3	38.9	19.1	173.9	3620.3	1105.0	340.9	75.6	6.1	2.1	6.5	66.1	2910.3	278.3	569.8	3695.9	1117.6	409.1	-785.5	-839.2	160.8		
East Timor	28.2	2.2	0.7	2.4	0.4	0.1	0.0	0.5	27.3	0.1	0.1	0.1	0.0	0.0	0.0	0.3	30.5	2.7	1.3	27.4	0.2	0.3	3.1	2.5	1.0		
Ecuador	2150.0	184.4	237.3	41.9	6.8	3.3	15.9	169.1	6300.3	377.7	114.2	61.3	5.0	1.9	15.9	279.4	2191.9	207.1	409.7	6361.6	398.7	395.5	-4169.7	-191.6	14.2		
Egypt	14759.3	1254.1	1611.2	1444.4	71.6	46.3	38.3	497.7	406.9	5649.8	1029.4	1135.8	1122.0	575.7	38.1	717.4	16203.7	1364.0	2155.2	1542.7	6809.9	2322.5	14661.0	-5445.9	-167.3		
El Salvador	1788.0	297.3	214.8	237.0	37.6	7.7	10.6	112.3	3262.5	89.5	148.9	42.2	4.9	3.5	6.2	99.6	2024.9	345.5	334.8	3304.7	100.6	251.9	-1279.8	244.9	82.9		
Equatorial Guinea	42.0	8.8	3.8	11.2	1.0	0.9	1.2	10.6	395.9	0.3	0.2	0.1	0.0	0.0	1.5	19.6	53.2	11.1	15.2	396.0	1.8	19.8	-342.7	9.2	-4.6		
Eritrea	1624.5	441.4	493.3	3.7	2.8	0.3	0.6	7.2	34.3	1.4	0.8	42.9	0.7	0.0	0.1	1628.2	444.9	500.8	77.2	2.0	0.9	1551.0	442.8	499.9			
Estonia	2018.3	599.1	101.0	206.8	25.3	14.6	23.6	344.9	687.9	216.2	94.5	154.3	25.2	14.0	11.9	211.2	2225.1	648.0	460.4	842.2	253.3	319.8	1382.9	394.7	140.6		
Ethiopia	1036.9	89.2	203.6	4.1	1.4	0.2	5.2	69.5	2213.1	114.3	6.5	133.7	9.1	0.1	0.2	3.2	1041.0	95.8	273.4	2346.8	123.6	9.8	-1305.9	-27.7	263.6		
Faeroe Islands	16.0	1.2	1.5	10.4	0.5	0.8	0.7	6.2	0.7	0.1	0.1	1.9	1.2	0.1	0.0	0.2	26.4	2.4	8.5	2.5	1.3	0.3	23.9	1.1	8.2		
Falkland Islands	2.2	0.2	0.1	0.7	0.1	0.1	0.1	0.9	7.6	0.6	0.5	0.9	0.0	0.0	0.0	0.0	2.9	0.4	1.1	8.5	0.6	0.5	-5.6	-0.2	0.6		
Fiji Islands	482.0	70.7	40.3	98.7	10.1	0.8	1.9	24.0	867.5	78.5	68.0	22.9	1.8	0.0	0.3	4.5	580.7	82.7	65.1	890.4	80.6	72.6	-309.8	2.2	-7.5		
Finland	2935.6	444.8	334.5	225.0	33.1	21.4	137.4	1821.9	812.7	85.8	49.6	331.2	59.6	13.4	117.7	1212.5	3160.6	615.3	2177.8	1143.9	263.0	1275.5	2016.6	352.3	902.3		
France	45101.6	8586.5	3789.2	7605.6	897.2	649.7	984.0	10694.6	35925.7	4907.2	4436.4	10123.5	1515.0	813.7	1016.2	6748.5	52707.1	10467.7	15133.5	46049.2	7438.4	11998.6	6658.0	3029.4	3134.9		
French Polynesia	92.8	22.7	17.7	90.9	8.2	2.1	3.0	26.3	202.7	0.3	0.4	0.3	0.0	0.0	0.3	2.5	183.7	33.9	46.0	203.0	0.7	2.9	-19.3	33.2	43.1		
Gabon	211.2	29.9	14.9	121.1	8.7	5.3	2.4	20.1	59.3	1.9	0.8	0.3	0.0	0.0	2.1	18.5	332.3	41.1	40.4	59.6	4.0	19.3	272.7	37.1	21.0		
Gambia	416.2	103.7	49.1	35.5	38.7	2.6	0.4	4.6	143.3	0.4	2.6	1.2	0.1	0.0	0.1	1.7	451.7	142.8	56.3	144.5	0.6	4.3	307.2	142.1	52.0		
Georgia	1400.1	139.5	113.9	82.3	6.8	4.6	7.5	115.0	411.7	50.7	31.1	90.0	1.0	0.2	13.9	276.3	1482.4	153.8	233.4	501.7	65.6	307.6	980.7	88.2	-74.1		
Germany	72711.4	12646.7	6935.8	9300.3	1442.1	850.2	1667.2	19123.9	29025.8	4042.8	5294.6	9927.1	1752.0	1585.7	1608.8	11106.1	82011.7	15755.9	26909.9	38952.9	7403.6	17986.5	43058.8	8352.4	8923.5		
Ghana	1640.2	365.1	190.2	89.6	19.3	5.5	8.9	107.8	12145.2	7.2	19.6	5.6	1.6	0.0	1.9	32.6	1729.8	393.3	303.5	12150.7	10.7	52.3	-10421	382.6	251.2		
Gibraltar	35.3	2.8	1.4	10.8	1.5	1.3	9.7	151.9	4.8	1.7	0.6	1.2	0.1	0.1	0.4	10.8	46.0	14.0	154.5	6.0	2.2	11.4	40.0	11.8	143.1		
Greece	6519.0	1548.9	760.8	2488.6	274.5	207.1	137.2	1823.8	3295.0	2740.8	149.0	253.9	71.6	28.9	18.4	299.8	9007.6	1960.6	2791.7	3549.0	2830.8	477.7	5458.7	-870.2	2314.0		
Greenland	12.5	2.3	1.4	13.4	1.7	1.4	0.5	4.4	3.1	0.4	0.3	0.5	0.0	0.0	0.0	0.1	25.9	4.5	7.1	3.6	0.5	0.4	22.3	4.1	6.7		
Grenada	47.0	7.4	6.5	17.9	4.4	1.4	0.5	4.3	93.6	2.6	1.6	0.6	0.0	0.0	0.2	64.9	12.2	12.2	94.2	2.7	1.9	-29.2	9.6	10.3			
Guam	1.5	0.3	0.1	1.4	0.1	0.0	0.0	0.0	0.8	0.2	0.1	0.0	0.0	0.0	0.0	0.1	3.0	0.4	0.1	0.8	0.2	0.2	2.2	0.2	0.0		
Guatemala	2133.0	366.0	291.7	225.9	40.5	14.4	17.2	174.8	6889.8	162.2	1042.1	73.9	6.8	2.1	7.8	88.8	2359.0	423.8	480.9	6963.8	176.7	1132.9	-4604.8	247.1	-652.0		
Guinea	552.3	194.6	83.2	17.1	4.3	1.0	1.9	23.3	709.8	2.2	0.7	2.2	0.1	0.0	1.7	26.6	569.5	200.8	107.5	712.0	4.0	27.3	-142.6	196.8	80.1		
Guinea-Bissau	61.1	47.7	7.7	3.9	0.6	0.2	0.2	2.9	33.2	0.1	0.1	0.2	0.0	0.0	0.2	2.9	65.0	48.6	10.9	33.4	0.2	3.0	31.6	48.3	7.8		
Guyana	229.1	50.7	32.1	22.1	6.2	1.8	1.4	13.7	718.3	134.8	27.3	0.3	0.0	0.0	0.5	6.4	251.3	58.3	47.6	718.6	135.3	33.7	-467.4	-77.0	13.9		
Haiti	993.1	353.5	250.1	63.3	8.5	6.5	2.0	18.8	512.3	187.8	64.1	7.4	0.7	0.0	0.6	6.3	1056.3	364.0	275.3	519.7	189.1	70.4	536.7	175.0	204.9		
Honduras	749.6	170.2	118.8	120.5	15.7	8.9	9.5	94.9	6682.3	95.4	166.7	40.8	4.6	0.7	8.3	116.6	870.0	195.4	222.7	6723.1	108.2	284.0	-5853.1	87.1	-61.3		
Hungary	3790.6	816.0	397.5	416.0	46.4	46.2	143.5	1805.7	4876.9	432.2	967.6	3141.5	77.2	202.9	195.7	1994.5	4206.6	1005.9	2249.4	8018.4	705.2	3165.0	-3811.8	300.7	-915.6		
Iceland	188.0	30.3	26.7	1.7	0.3	0.1	7.2	74.1	12.5	2.2	1.3	69.3	2.5	1.4	2.6	24.1	189.7	37.8	100.9	81.7	7.3	26.9	108.0	30.5	74.0		
India	23067.5	2232.5	1931.9	326.9	45.9	14.2	137.5	1710.7	78724.9	19949.0	9806.4	5174.4	383.3	209.6	537.5	10089.9	23394.4	2415.9	3656.9	83899.3	20869.8	20105.9	-60505	-18454	-16449		
Indonesia	24479.4	5897.0	1984.7	1531.2	156.6	39.9	94.0	1244.1	66813.2	210.4	4088.7	332.1	39.5	11.7	46.8	807.6	26010.7	6147.5	3268.7	67145.3	296.8	4908.0	-41135	5851	-1639		
Iran	16233.3	1402.7	1058.5	391.7	28.4	13.7	64.6	898.7	1902.2	4607.1	764.6	412.6	45.6	15.9	38.9	746.7	16625.0	1495.7	1970.9	2314.9	4691.6	1527.2	14310.2	-3195.9	443.7		
Iraq	3261.8	600.5	367.8	309.5	86.6	33.4	12.5	181.5	561.9	815.2	108.5	9.9	6.0	1.6	320.4	4564.3	3571.4	699.6	582.8	571.7	1141.6	4674.4	2999.6	-442.1	-4091.6		
Ireland	3890.6	675.3	516.9	554.9	121.9	64.1	123.1	1194.4	984.1	273.9	139.4	3301.5	536.0	240.5	124.1	863.9	4445.5	920.2	1775.4	4285.6	934.0	1243.7	159.9	-13.8	531.7		
Israel	6132.6	686.7	592.8	974.6	34.1	40.1	99.8	1079.4	559.8	753.9	306.8	58.8	9.0	3.3	46.0	491.0	7107.3	820.6	1712.4	618.5	808.9	801.1	6488.7	11.7	911.3		
Italy	51071.5	10220.5	4375.8	21394.4	2311.6	1341.9	851.4	9849.3	16848																		

Country	Virtual water import									Virtual water export									Total virtual water flows								
	Related to crop products			Related to animal products			Related to industrial products			Related to crop products			Related to animal products			Related to industrial products			Import			Export			Net virtual water import		
	Green	Blue	Grey	Green	Blue	Grey	Blue	Grey	Green	Blue	Grey	Green	Blue	Grey	Blue	Grey	Green	Blue	Grey	Green	Blue	Grey	Green	Blue	Grey		
Kazakhstan	2274.4	371.4	296.7	294.3	35.6	8.3	57.9	998.8	18941.4	1587.5	64.5	1500.4	270.3	13.7	212.6	4266.0	2568.7	464.9	1303.8	20441.8	2070.4	4344.2	-1787.3	-1605.5	-3040.4		
Kenya	3101.7	525.3	297.2	30.1	5.2	1.2	9.2	120.0	3596.6	98.9	70.6	291.8	18.8	0.5	1.9	32.3	3131.7	539.7	418.5	3888.4	119.5	103.4	-756.6	420.2	315.1		
Kiribati	33.3	3.1	2.4	7.6	1.2	0.2	0.0	0.6	7.1	0.1	0.0	0.0	0.0	0.0	0.0	40.9	4.3	3.1	7.1	0.1	0.1	33.9	4.2	3.0			
Korea, Dem People's Rep	1759.9	256.7	233.1	95.9	9.5	12.0	6.7	100.0	123.6	2.3	1.2	0.9	0.1	0.0	18.9	362.0	1855.8	273.0	345.0	124.5	21.3	363.2	1731.3	251.7	-18.2		
Korea, Republic	34830.8	6820.7	5216.2	5561.9	450.6	285.3	469.4	5813.0	6580.5	3437.1	1157.1	1810.8	142.5	60.3	268.8	3225.5	40392.7	7740.8	11314.5	8391.4	3848.4	4442.9	32001.3	3892.4	6871.6		
Kuwait	1323.3	391.1	163.1	1033.0	122.9	57.1	21.5	236.3	66.7	67.2	20.9	13.7	2.7	1.2	10.8	129.4	2356.2	535.4	456.4	80.4	80.8	151.5	2275.9	454.7	304.9		
Kyrgyzstan	1215.1	132.4	80.2	3924.8	285.3	166.1	6.2	112.9	318.1	329.0	35.4	146.0	26.3	1.4	4.8	83.5	5139.9	423.9	359.1	464.1	360.1	120.4	4675.9	63.8	238.8		
Laos	135.1	20.8	9.3	16.4	3.1	1.0	2.4	40.8	387.7	11.1	0.7	87.2	2.0	0.0	2.7	55.8	151.5	26.3	51.2	475.0	15.8	56.5	-323.4	10.5	-5.3		
Latvia	773.3	195.9	76.4	148.1	17.0	12.3	46.9	737.3	735.4	205.4	118.9	124.5	13.6	8.7	10.3	197.0	921.4	259.7	826.0	859.9	229.4	324.6	61.5	30.4	501.4		
Lebanon	2456.0	536.6	268.2	911.7	89.0	63.7	22.2	294.3	308.3	118.4	17.0	93.5	10.1	1.1	2.4	33.9	3367.7	647.8	626.2	401.8	130.8	52.0	2965.9	517.0	574.3		
Lesotho	28.2	7.9	4.2	0.1	0.0	0.0	0.5	7.5	196.0	107.9	38.7	0.2	0.0	0.0	0.0	12.5	28.2	8.4	11.7	196.2	108.6	51.3	-167.9	-100.2	-39.6		
Liberia	195.1	61.8	42.2	44.4	5.9	5.0	9.0	102.8	198.8	7.9	3.0	0.8	0.3	0.0	1.7	18.6	239.5	76.7	149.9	199.6	9.9	21.6	39.9	66.8	128.3		
Libya	2625.9	355.3	332.8	4264.9	1231.6	837.3	10.7	115.4	19.8	30.6	1.7	24.4	5.5	1.4	8.4	122.5	6890.7	1597.6	1285.4	44.2	44.5	125.6	6846.5	1553.1	1159.8		
Lithuania	1579.1	341.1	170.5	223.9	19.4	15.4	43.4	684.3	1522.0	262.6	118.6	524.8	59.2	10.6	14.2	309.9	1803.0	403.9	870.2	2046.9	336.0	439.1	-243.9	67.8	431.0		
Luxembourg	335.6	86.1	31.7	117.7	28.0	11.5	24.5	202.7	90.1	17.9	13.8	132.1	31.9	15.6	12.4	80.6	453.3	138.5	245.9	222.2	62.2	110.1	231.1	76.3	135.8		
Macedonia	647.8	110.9	62.4	199.3	11.4	14.6	18.1	302.7	357.5	109.1	136.5	60.8	4.8	2.0	15.9	340.8	847.2	140.4	379.7	418.3	129.8	479.2	428.9	10.6	-99.5		
Madagascar	494.4	261.7	76.3	9.3	1.9	0.6	3.8	44.5	2873.2	415.4	56.5	44.7	2.4	0.1	2.5	44.2	503.6	267.4	121.4	2917.9	420.3	100.8	-2414.2	-152.9	20.7		
Malawi	675.2	81.4	75.9	32.8	3.2	1.5	1.5	21.2	1129.7	202.6	59.4	3.0	0.2	0.1	0.2	4.1	708.0	86.1	98.6	1132.7	203.1	63.6	-424.7	-116.9	35.1		
Malaysia	30035.2	2346.8	2921.7	2876.7	230.8	59.3	230.2	2919.8	45510.8	1637.9	2172.0	754.4	73.8	72.5	244.6	3912.6	32911.9	2807.8	5900.8	46265.3	1956.3	6157.1	-13353	851.5	-256.2		
Maldives	164.1	47.5	27.6	76.7	10.3	6.9	1.1	17.1	68.5	32.6	11.7	0.2	0.0	0.0	0.1	3.0	240.8	58.8	51.6	68.7	32.8	14.7	172.1	26.0	36.9		
Mali	444.1	85.1	48.5	24.9	4.4	1.5	2.4	28.0	3671.8	22.0	0.8	16.6	0.4	0.0	0.1	2.3	468.9	91.9	78.0	3688.3	22.6	3.1	-3219.4	69.3	74.9		
Malta	392.0	121.1	56.1	151.8	36.2	9.8	8.3	81.8	164.1	82.3	35.9	3.2	0.7	0.2	4.3	36.7	543.8	165.5	147.6	167.2	87.2	72.8	376.6	78.3	74.8		
Marshall Islands	22.7	2.9	1.3	5.4	0.5	0.3	2.2	26.2	55.3	0.2	0.1	0.0	0.0	0.0	0.2	1.9	28.1	5.7	27.8	55.4	0.3	1.9	-27.3	5.4	25.8		
Martinique	0.0	0.0	0.0	0.0	0.0	0.0	0.0	0.0	0.0	0.0	0.0	0.0	0.0	0.0	0.0	0.0	0.0	0.0	0.0	0.0	0.0	0.0	0.0	0.0	0.0	0.0	
Mauritania	650.0	97.0	57.2	23.8	6.1	2.1	1.7	19.1	5.3	1.8	0.7	2.8	0.1	0.0	1.5	25.6	673.7	104.8	78.5	8.1	3.4	26.2	665.6	101.4	52.3		
Mauritius	2353.5	657.5	311.4	245.3	24.5	5.4	7.1	96.1	1311.2	381.0	126.3	23.8	0.4	0.1	2.7	46.3	2598.8	689.1	412.8	1335.0	384.2	172.7	1263.8	304.9	240.1		
Mexico	51487.2	12581.3	6753.5	13919.3	1016.3	945.8	571.1	5024.4	10946.5	8409.7	1184.1	2181.1	168.2	98.4	292.5	2824.6	65406.6	14168.7	12723.6	13127.6	8870.3	4107.0	52278.9	5298.4	8616.6		
Micronesia,Fed States of	18.0	8.9	3.1	13.8	1.9	0.3	0.1	1.3	13.6	6.0	2.1	0.1	0.0	0.0	0.0	0.2	31.8	10.9	4.7	13.7	6.0	2.4	18.1	4.9	2.3		
Moldova	297.5	55.4	27.3	63.5	11.5	3.2	9.8	168.4	1599.6	145.8	68.0	231.9	29.9	5.3	27.6	280.1	361.0	76.8	199.0	1831.5	203.3	353.5	-1470.5	-126.5	-154.5		
Mongolia	435.5	44.8	65.5	24.8	3.0	1.5	4.5	76.0	128.7	68.7	24.7	575.8	18.1	7.8	4.4	97.0	460.3	52.3	143.0	704.6	91.3	129.5	-244.3	-39.0	13.5		
Montserrat	0.6	0.2	0.1	0.3	0.0	0.0	0.1	0.5	8.0	2.1	1.2	0.1	0.0	0.0	0.0	0.1	0.9	0.3	0.6	8.1	2.1	1.3	-7.2	-1.9	-0.7		
Morocco	9964.3	1099.5	887.5	118.6	24.4	9.1	42.0	497.7	1399.3	2428.7	78.1	170.5	21.2	5.5	17.4	186.0	10082.9	1165.9	1394.3	1569.8	2467.3	269.5	8513.1	-1301.4	1124.8		
Mozambique	1234.8	193.6	136.9	139.9	12.2	2.4	1.9	23.6	1840.9	59.3	17.4	6.5	0.4	0.0	1.0	16.0	1374.7	207.7	162.9	1847.4	60.7	33.4	-472.7	147.0	129.5		
Myanmar	1097.5	43.9	72.9	99.7	18.1	7.4	9.0	132.2	4261.9	38.0	23.4	391.8	21.2	12.2	5.8	113.1	1197.2	71.1	212.5	4653.7	65.0	148.7	-3456.4	6.0	63.8		
Namibia	316.8	85.6	31.0	76.6	19.2	2.4	1.1	11.6	53.3	8.7	6.5	195.8	6.2	0.2	0.4	5.8	393.4	105.9	45.0	249.1	15.3	12.5	144.3	90.6	32.5		
Nauru	1.5	0.3	0.1	4.5	0.5	0.1	0.1	1.4	1.4	0.4	0.2	0.5	0.3	0.0	0.0	0.7	6.0	0.8	1.7	1.9	0.7	0.9	4.1	0.1	0.8		
Nepal	1964.8	273.9	632.4	29.0	4.2	1.0	6.0	102.8	1149.0	29.4	217.2	113.5	4.7	0.7	2.0	48.1	1993.8	284.1	736.3	1262.4	36.2	266.0	731.4	248.0	470.3		
Netherlands	49940.6	3334.2	3391.9	5859.4	833.6	549.2	577.8	6494.0	33406.0	1939.6	1621.8	9582.2	1556.1	819.2	439.9	3764.7	55800.0	4745.5	10435.1	42988.2	3935.5	6205.8	12811.8	810.0	4229.4		
New Caledonia	108.4	21.8	13.2	27.6	9.5	1.5	3.0	28.3	5.1	0.2	0.6	23.2	2.3	3.4	0.8	6.6	136.0	34.3	43.0	28.2	3.3	10.6	107.8	31.0	32.4		
New Zealand	4009.9	578.5	426.4	1157.0	60.9	26.8	43.4	481.0	503.9	74.8	21.7	8205.9	1361.0	82.7	8.6	86.9	5166.9	682.8	934.3	8709.8	1444.5	191.2	-3542.9	-761.7	743.1		
Nicaragua	706.6	104.0	99.0	44.0	4.5	2.9	4.8	56.0	2089.8	40.1	47.3	299.1	27.6	1.9	1.1	18.2	750.6	113.4	157.8	2388.9	68.8	67.5	-1638.3	44.5	90.4		
Niger	673.6	154.9	50.7	26.8	6.0	1.3	1.0	11.8	85.2	68.1	7.8	13.7	0.5	0.0	0.6	10.1	700.4	161.9	63.8	98.9	69.2	17.9	601.5	92.7	45.9		
Nigeria	7081.4	1095.1	798.7	207.9	57.8	16.8	28.0	344.7	6463.8	47.3	44.4	50.1	4.1	0.4	46.5	828.1	7289.4	1180.9	1160.1	6513.9	97.9	872.9	775.5	1083.0	287.2		
Niue	0.4	0.0	0.1	0.4	0.1	0.0	0.1	0.7	0.5	0.1	0.0	0.0	0.0	0.0	0.0	0.1	0.9	0.2	0.8	0.6	0.1	0.1	0.3	0.0	0.7		
North Mariana	2.6	0.5	0.2	3.1	0.5	0.0	0.5	7.5	7.5	4.3	1.5	0.1	0.0	0.0	0.0	0.1	5.7	1.5	7.7	7.6	4.4	1.6	-1.9	-2.9	6.1		
Norway	3560.7	575.0	403.7	146.7	11.5	6.8	113.4	1226.2	396.2	48.7	21.2	130.4	23.1	5.5	88.5	774.0	3707.4	699.8	1636.7	526.6	160.3	800.7	3180.8	539.5	836.0		
Oman	1465.4	539.8	199.2	1241.7	137.0	26.0	12.5	164.6	353.5	279.6	100.5	353.6	33.6	4.5	6.0	97.0	2707.1	689.4	389.8	707.2	319.2	202.0	2000.0	370.2	187.8		
Pakistan	14321.5	2746.5	1292.6	199.1	20.9	6.4	29.4	379.1	15037.1	34081.4	10158.3	346.7	30.2	5.4	54.5	1018.5	14520.5	2796.8	1678.1	15383.8	34166.2	11182.2	-863.2	-31369	-9504.1		
Palau	3.6	1.9	0.7	3.2	0.3	0.2	0.1	1.2	10.3	5.8	2.0	0.0	0.0	0.0	0.0	0.6	6.7	2.3	2.0	10.3	5.9	2.6	-3.6	-3.6	-0.5		

Country	Virtual water import									Virtual water export									Total virtual water flows								
	Related to crop products			Related to animal products			Related to industrial products			Related to crop products			Related to animal products			Related to industrial products			Import			Export			Net virtual water import		
	Green	Blue	Grey	Green	Blue	Grey	Blue	Grey	Green	Blue	Grey	Green	Blue	Grey	Blue	Grey	Green	Blue	Grey	Green	Blue	Grey	Green	Blue	Grey		
Qatar	537.7	259.1	101.8	240.2	35.1	13.7	11.3	122.4	100.0	60.1	20.0	9.5	0.9	0.2	5.9	67.4	777.9	305.5	238.0	109.5	66.9	87.6	668.4	238.7	150.4		
Romania	3876.5	1117.7	470.6	800.5	82.2	80.4	90.4	1268.0	5084.5	724.5	687.0	1085.5	47.1	35.3	147.0	2195.7	4677.0	1290.4	1819.0	6170.1	918.6	2918.0	-1493.0	371.8	-1099.0		
Russian Federation	28881.8	8641.0	1840.2	9729.5	647.9	604.5	233.1	3575.6	17512.8	1414.0	902.8	4752.8	297.3	154.9	1631.5	31687.8	38611.3	9522.0	6020.3	22265.6	3342.8	32745.5	16345.7	6179.2	-26725		
Rwanda	213.6	22.9	52.2	5.1	0.6	0.2	0.6	7.7	228.3	0.4	0.2	4.9	0.2	0.0	0.1	2.4	218.7	24.0	60.0	233.3	0.8	2.6	-14.6	23.3	57.4		
Saint Helena	53.1	0.9	0.3	0.8	0.1	0.1	0.1	0.6	0.6	0.3	0.1	0.2	0.1	0.0	0.0	0.2	53.9	1.0	1.0	0.8	0.4	0.3	53.1	0.7	0.8		
Saint Kitts and Nevis	56.3	7.8	3.6	7.6	1.0	0.6	0.7	8.5	34.7	0.9	0.5	0.0	0.0	0.0	0.2	3.1	63.9	9.5	12.7	34.7	1.0	3.6	29.2	8.5	9.1		
Saint Lucia	46.6	11.0	9.9	26.1	3.7	1.5	0.8	7.0	8.5	2.7	1.1	0.0	0.0	0.0	0.1	0.7	72.7	15.5	18.4	8.5	2.8	1.8	64.2	12.7	16.6		
Saint Pierre & Miquelon	1.4	0.1	0.9	0.9	0.2	0.1	0.1	1.0	2.6	0.1	0.1	0.0	0.0	0.0	0.0	0.1	2.3	0.4	2.0	2.6	0.2	0.2	-0.3	0.2	1.8		
Saint Vincent/Grenadines	71.4	17.2	10.3	10.8	1.9	0.7	0.5	5.0	76.6	9.5	4.9	0.7	0.0	0.0	0.2	2.1	82.2	19.5	15.9	77.3	9.7	7.0	4.9	9.9	8.9		
Samoa	14.1	3.0	1.8	27.8	3.4	0.4	0.2	2.6	48.9	1.0	0.4	0.5	0.1	0.0	0.0	0.3	41.9	6.6	4.8	49.4	1.1	0.6	-7.4	5.5	4.1		
Sao Tome and Principe	21.7	2.6	4.7	1.2	0.5	0.1	0.1	0.6	78.0	0.1	0.7	0.1	0.0	0.0	0.0	0.1	22.9	3.2	5.5	78.1	0.2	0.8	-55.2	3.1	4.7		
Saudi Arabia	11964.6	2342.6	1724.8	2544.5	288.1	70.7	96.7	1084.4	340.6	377.9	66.5	474.3	122.1	45.2	66.4	971.4	14509.1	2727.4	2879.9	814.9	566.3	1083.0	13694.2	2161.1	1796.8		
Senegal	2542.2	530.3	220.5	79.7	20.0	4.6	5.0	59.0	1598.8	40.6	11.0	44.8	5.2	0.1	1.1	15.2	2621.9	555.4	284.1	1643.6	46.8	26.3	978.2	508.6	257.8		
Serbia and Montenegro	1193.6	271.6	116.1	108.3	17.2	10.9	30.7	452.7	934.3	88.8	81.3	200.4	10.0	8.9	132.8	2524.1	1301.9	319.4	579.7	1134.7	231.6	2614.2	167.1	87.8	-2034.6		
Seychelles	86.0	10.5	6.8	15.1	8.2	0.8	0.7	8.7	39.0	2.0	0.6	0.9	0.0	0.0	0.1	0.9	101.1	19.4	16.3	39.9	2.1	1.5	61.2	17.3	14.8		
Sierra Leone	1043.6	92.8	177.3	31.3	2.8	1.9	0.8	9.8	134.4	1.5	0.7	0.4	0.0	0.0	0.4	6.2	1074.9	96.3	188.9	134.8	1.9	6.9	940.1	94.5	182.1		
Singapore	9460.2	1166.2	982.0	1549.2	182.9	109.2	411.1	5361.5	8993.2	2408.1	973.9	289.0	58.0	13.4	224.7	3713.3	11009.5	1760.3	6452.6	9282.2	2690.8	4700.6	1727.3	-930.5	1752.0		
Slovakia	1812.4	534.8	234.1	392.5	52.7	40.0	79.1	1088.2	1482.6	246.8	194.0	266.8	47.4	23.1	55.9	852.6	2205.0	666.6	1362.3	1749.4	350.1	1069.7	455.5	316.5	292.5		
Slovenia	1625.2	365.2	203.1	297.2	18.6	26.8	45.1	538.4	418.6	151.2	347.7	195.1	35.0	38.9	40.5	477.6	1922.4	428.8	768.3	613.7	226.7	864.2	1308.7	202.1	-95.8		
Solomon Islands	157.7	6.9	5.9	3.3	0.3	0.1	0.2	2.5	168.1	0.6	0.8	0.4	0.0	0.0	0.0	0.0	161.0	7.4	8.5	168.5	0.6	0.8	-7.5	6.9	7.7		
Somalia	536.8	166.4	74.6	3.3	1.3	0.2	0.2	3.3	57.0	46.5	0.5	8278.6	588.1	52.8	0.0	0.2	540.1	167.9	78.0	8335.6	634.7	53.6	-7795.5	-466.8	24.4		
South Africa	9844.2	831.3	764.2	862.5	63.9	21.2	80.9	881.7	5598.3	3194.3	537.5	1975.2	130.1	23.5	47.9	484.5	10706.7	976.1	1667.1	7573.6	3372.3	1045.5	3133.1	-2396.2	621.6		
Spain	37090.7	4598.5	3697.3	3819.4	626.1	276.6	529.1	5608.9	13755.6	7959.8	1330.0	5768.3	870.3	726.7	218.8	1414.3	40910.0	5753.7	9582.9	19523.9	9048.8	3471.1	21386.1	-3295.1	6111.8		
Sri Lanka	4646.4	980.6	657.4	180.2	54.8	7.0	19.0	295.0	4642.4	923.2	584.4	15.0	0.9	0.5	12.2	243.0	4826.6	1054.4	959.4	4657.4	936.3	827.9	169.2	118.1	131.5		
Sudan	1572.8	183.0	169.6	28.8	13.4	2.2	7.9	111.7	2677.7	2105.3	258.7	317.2	21.9	0.4	5.4	104.0	1601.6	204.3	283.5	2994.9	2132.5	363.1	-1393.3	-1928.3	-79.7		
Suriname	74.3	9.3	8.5	21.4	1.5	1.5	1.4	13.8	91.1	29.7	9.8	1.0	0.2	0.1	1.3	17.5	95.7	12.3	23.8	92.1	31.2	27.4	3.6	-18.9	-3.6		
Swaziland	451.7	888.2	34.4	765.2	35.7	8.4	0.5	6.5	336.3	74.3	0.9	81.4	3.7	0.2	0.2	3.5	1216.9	924.5	49.3	417.7	78.2	4.6	799.3	846.3	44.7		
Sweden	5924.4	984.4	732.2	789.0	106.9	64.4	201.2	2038.6	1664.4	215.6	259.0	386.2	56.6	56.8	145.1	1006.2	6713.5	1292.6	2835.3	2050.6	417.3	1321.9	4662.9	875.2	1513.3		
Switzerland	6622.7	1226.6	725.9	686.1	64.8	44.3	277.0	2742.6	2369.6	618.7	464.0	254.9	84.4	24.6	177.0	1140.6	7308.7	1568.3	3512.8	2624.5	880.0	1629.1	4684.3	688.3	1883.6		
Syria	3067.3	765.2	276.4	172.7	19.8	5.7	17.4	260.5	1950.5	3243.8	499.9	714.3	33.6	16.3	19.6	373.9	3240.4	802.4	542.6	2664.8	3297.0	890.1	575.2	-2494.5	-347.5		
Tajikistan	3012.8	90.5	41.0	14.8	4.5	1.6	4.3	75.7	975.8	2934.7	76.3	31.3	2.4	0.1	4.8	140.2	3027.6	99.2	118.3	1007.5	2941.8	216.7	2020.5	-2842.6	-98.4		
Tanzania	1783.4	327.1	220.6	14.2	3.7	0.7	4.6	62.6	3864.4	129.7	34.7	82.2	8.2	0.2	0.3	6.0	1797.6	335.3	283.9	3946.6	138.2	40.9	-2149.0	197.1	242.9		
Thailand	15435.5	2715.2	1149.2	1924.8	249.3	71.0	192.8	2580.6	37250.3	4917.0	5020.0	1866.2	325.1	54.7	150.2	2694.8	17360.3	3157.3	3800.8	39116.5	5392.2	7769.6	-2175.6	-2234.9	-3968.8		
Togo	676.6	81.1	88.0	12.8	4.0	0.6	1.6	20.6	2220.4	4.0	58.9	10.4	1.7	0.1	0.6	9.4	689.4	86.7	109.2	2230.8	6.3	68.3	-1541.4	80.4	40.9		
Tokelau	44.4	17.2	4.2	2.6	0.2	0.1	0.2	1.6	10.6	5.3	2.2	0.2	0.0	0.0	0.0	0.2	46.9	17.5	5.9	10.8	5.4	2.3	36.1	12.2	3.6		
Tonga	14.8	1.4	1.2	23.7	2.3	0.1	0.1	1.0	23.7	2.2	2.1	0.0	0.0	0.0	0.0	0.0	38.5	3.8	2.3	23.7	2.3	2.2	14.8	1.6	0.2		
Trinidad and Tobago	6512.2	13033.2	4353.4	142.2	21.0	8.0	10.3	101.4	246.2	17.2	9.5	7.3	1.2	0.4	8.2	97.3	6654.4	13064.5	4462.8	253.5	26.6	107.2	6400.9	13037.9	4355.6		
Tunisia	5613.7	1400.8	599.6	140.7	21.7	10.1	28.3	283.7	8320.2	403.2	573.4	264.1	38.7	17.8	13.4	134.0	5754.4	1450.8	893.4	8584.4	455.4	725.1	-2829.9	995.5	168.2		
Turkey	16541.1	6365.7	1571.7	970.1	92.8	23.3	260.1	3634.0	8650.7	11236.8	1738.2	283.3	37.0	13.7	102.9	1610.3	17511.2	6718.7	5229.0	8934.0	11376.8	3362.2	8577.2	-4658.1	1866.8		
Turkmenistan	534.6	83.1	36.9	57.4	9.4	4.0	10.6	177.5	636.3	2989.7	3.5	23.0	2.7	0.0	12.5	291.3	592.0	103.1	218.5	659.3	3004.9	294.9	-67.4	-2901.9	-76.4		
Tuvalu	1.6	0.2	0.2	1.2	0.2	0.0	0.2	1.4	15.0	7.5	2.9	0.0	0.0	0.0	0.1	0.3	2.8	0.6	1.7	15.0	7.6	3.2	-12.2	-6.9	-1.5		
Uganda	1162.6	104.1	113.6	29.1	1.3	0.3	3.0	45.1	3627.1	1.6	5.6	73.8	8.9	0.2	0.1	2.0	1191.7	108.5	159.0	3700.9	10.6	7.9	-2509.2	97.9	151.1		
Ukraine	4585.8	677.3	347.6	349.3	26.1	19.3	154.6	2750.0	15289.2	545.6	691.4	2303.6	227.5	78.0	292.5	5888.6	4935.1	858.1	3116.9	17592.8	1065.7	6658.0	-1265.8	-207.6	-3541.1		
United Arab Emirates	6812.3	2691.5	881.0	2102.7	212.0	102.1	138.0	1834.0	3775.0	1273.5	604.8	337.8	114.2	17.5	55.7	967.8	8914.9	3041.5	2817.1	4112.8	1443.4	1590.1	4802.1	1598.1	1227.0		
UK	42005.2	8879.3	5143.0	7599.0	1043.1	515.0	1062.1	11220.2	9192.5	1847.8	1500.4	2346.1	413.5	247.0	450.5	3586.6	49604.2	10984.5	16878.3	11538.6	2711.8	5333.9	38065.7	8272.7	11544.3		
USA	118284	25160	15343	22412	1194	1421	4054	46223	189311	33616	28992	32086	2707	2189	2891	21880	140696	30408	62987	221397	39214	53061	-80701	-8805	9926		
Uruguay	813.6	35.4	66.4	161.6	16.2	4.9	9.7	121.9	2979.4	580.3	166.3	3672.1	150.4	11.8	1.6	25.2	975.1	61.4	193.2	6651.6	732.3	203.3	-5676.4	-670.9	-10.1		
Uzbekistan	4419.5	186.4	119.5	132.6	11.4	8.4	15.2	258.7	1641.1	13399.8	6.4	5.0	1.2	0.0	15.7	314.3	4552.0	213.0	386.7	1646.1	13416.7	320.7	2905.9	-13204	66.0		
Vanuatu	27.1	1.5																									

Appendix III. International virtual-water flows per product category (Mm³/yr)

Period 1996 - 2005

Product	Green	Blue	Grey	Total	Contribution to global flow (%)
Seed Cotton	327310	166997	74523	568830	24.5
Industrial products	0	22123	260031	282154	12.2
Soybeans	194634	5606	2659	202899	8.7
Wheat	174869	7849	17901	200619	8.6
Bovine	141413	9799	5377	156589	6.7
Cocoa Beans	86132	12	751	86895	3.7
Coffee, Green	80807	514	3590	84911	3.7
Oil Palm Fruit	67629	2	3314	70945	3.1
Maize	51501	4623	12661	68785	3.0
Rice, Paddy	38058	25398	5129	68585	3.0
Sugar Cane	49273	13732	3517	66523	2.9
Barley	32220	1649	4597	38466	1.7
Milk	26412	8305	2381	37097	1.6
Sunflower Seed	33162	1033	2654	36849	1.6
Rapeseed	29287	549	4448	34284	1.5
Swine	27939	2397	3914	34250	1.5
Coconuts	24536	2	84	24622	1.1
Olives	17607	2264	173	20044	0.9
Layer	10987	1794	1394	14174	0.6
Horse	11538	525	361	12424	0.5
Sheep	11078	564	101	11744	0.5
Tea	9063	885	823	10771	0.5
Sugar Crops nes	9750	0	949	10699	0.5
Grapes	7119	1398	1268	9784	0.4
Sorghum	7911	445	729	9086	0.4
Groundnuts in Shell	7052	439	378	7869	0.3
Bananas	6475	659	132	7266	0.3
Sesame Seed	6445	445	241	7131	0.3
Castor Beans	5897	1041	153	7092	0.3
Pulses nes	3696	249	2871	6816	0.3
Tobacco Leaves	3832	371	1458	5662	0.2
Oranges	3963	1177	465	5604	0.2
Linseed	5246	221	23	5489	0.2
Peas, Dry	3322	38	1858	5217	0.2
Apricots	2562	1818	364	4743	0.2
Sugar Beets	2748	802	1041	4592	0.2
Lentils	2882	150	1501	4533	0.2
Cassava	3968	0	286	4254	0.2
Poultry	2703	924	293	3921	0.2
Apples	2541	762	417	3721	0.2
Pistachios	761	2464	196	3422	0.1
Potatoes	1921	532	897	3351	0.1
Nuts nes	2939	233	116	3287	0.1
Oats	2657	269	321	3247	0.1
Almonds	1158	709	970	2837	0.1
Citrus Fruit nes	1961	349	148	2458	0.1
Chick-Peas	1493	264	652	2409	0.1
Cloves, Whole+Stems	2314	2	32	2349	0.1
Rye	1863	133	299	2295	0.1
Fruit Fresh nes	1623	450	206	2280	0.1
Hops	1159	196	912	2268	0.1
Papayas	1389	540	112	2041	0.1
Avocados	1058	701	85	1844	0.1
Anise, Badian, Fennel	1007	591	217	1816	0.1
Pepper, White/Long/Black	1539	91	143	1774	0.1
Cereals nes	1632	62	8	1703	0.1
Nutmeg, Mace, Cardamons	1592	69	36	1698	0.1
Vanilla	1227	441	21	1689	0.1
Dates	559	925	63	1546	0.1
Fodder crops	1098	289	144	1531	0.1
Pimento, Allspice	1089	326	86	1501	0.1
Oilseeds nes	1400	72	27	1498	0.1
Cinnamon (Canella)	1383	4	59	1445	0.1
Tang, Mand, Clement, Satsma	749	455	186	1390	0.1
Goats	1309	64	1	1373	0.1
Flax Fibre and Tow	925	304	56	1286	0.1
Artichokes	632	362	247	1241	0.1
Poppy Seed	1126	43	68	1238	0.1
Hazelnuts (Filberts)	821	225	128	1174	0.1
Canary Seed	1092	1	68	1161	0.1
Onions+Shallots, Green	669	218	231	1118	0.0
Walnuts	391	228	302	920	0.0
Millet	794	35	40	870	0.0

Product	Green	Blue	Grey	Total	Contribution to global flow (%)
Pears	534	224	102	860	0.0
Jute	797	8	34	839	0.0
Ginger	590	107	87	785	0.0
Pineapples	638	34	105	777	0.0
Lemons and Limes	464	201	71	736	0.0
Mustard Seed	556	0	107	662	0.0
Sisal	516	41	12	568	0.0
Abaca (Manila Hemp)	524	12	20	556	0.0
Grapefruit and Pomelos	371	119	50	539	0.0
Garlic	291	99	145	536	0.0
Broad Beans, Dry	391	17	79	487	0.0
Tomatoes	196	181	86	463	0.0
Buckwheat	361	47	32	439	0.0
Cauliflower	249	99	91	439	0.0
Strawberries	247	109	41	397	0.0
Vegetables Fresh nes	175	57	87	319	0.0
Chestnuts	241	35	5	281	0.0
Safflower Seed	210	39	21	270	0.0
Figs	108	113	19	241	0.0
Peas, Green	135	38	60	234	0.0
Cherries	157	48	18	223	0.0
Lettuce	92	64	64	220	0.0
Carrots	109	43	47	199	0.0
Green Corn (Maize)	112	51	27	189	0.0
Beans, Dry	124	5	56	185	0.0
Onions, Dry	112	39	27	177	0.0
Cucumbers and Gherkins	79	37	32	149	0.0
Sweet Potatoes	77	34	14	124	0.0
Raspberries	78	7	14	100	0.0
Roots and Tubers nes	63	3	8	74	0.0
Stone Fruit nes, Fresh	19	11	4	35	0.0
Hemp Fibre and Tow	20	0	3	23	0.0
Fibre Crops nes	13	0	1	14	0.0
Total	1585550	301129	433458	2320137	100.0

Appendix IV. National water saving related to trade in agricultural and industrial products per country (Mm³/yr)

Period 1996 - 2005

Country	Related to trade in crop products			Related to trade in animal products			Related to trade in industrial products		Total		
	Green	Blue	Grey	Green	Blue	Grey	Blue	Grey	Green	Blue	Grey
Afghanistan	1371.5	-25.8	97.5	33.1	45.2	1.5	1.3	30.7	1404.6	20.7	129.7
Albania	909.1	106.2	127.3	130.4	30.8	4.4	5.5	101.6	1039.5	142.4	233.4
Algeria	28101.5	941.6	1221.3	3275.0	303.5	105.3	-18.3	-209.6	31376.5	1226.8	1117.0
American Samoa	18.9	-1.8	-0.6	2.4	0.1	0.1	0.0	0.1	21.3	-1.6	-0.5
Andorra	65.4	19.4	7.4	60.3	8.9	4.2	1.9	9.7	125.6	30.2	21.4
Angola	2434.4	482.4	359.2	770.1	36.9	2.0	-5.1	-70.8	3204.5	514.2	290.4
Anguilla	-0.9	-1.0	-0.3	-1.8	-0.1	0.0	0.1	1.2	-2.7	-1.0	0.8
Antigua and Barbuda	-4.2	3.4	1.1	13.6	0.6	0.0	0.5	5.7	9.4	4.6	6.8
Argentina	-84322.3	-1132.7	-2365.1	-4432.3	-465.1	-45.6	16.3	184.5	-88754.6	-1581.6	-2226.2
Armenia	664.9	63.7	80.4	230.4	9.4	6.2	2.1	35.8	895.3	75.2	122.3
Australia	-37822.7	-12325.3	-3275.5	-24039.6	-1629.7	-202.1	26.7	296.1	-61862.3	-13928.3	-3181.6
Austria	4119.5	831.4	373.4	-581.9	-75.3	-52.9	20.9	159.1	3537.6	777.0	479.6
Azerbaijan	601.8	-460.7	-18.6	-20.1	15.6	1.2	5.4	76.1	581.8	-439.7	58.7
Bahamas	251.1	26.4	13.6	199.4	10.5	0.8	4.7	48.0	450.5	41.7	62.4
Bahrain	367.8	147.1	68.0	136.4	48.2	10.8	0.5	6.7	504.2	195.9	85.6
Bangladesh	6590.6	887.4	211.0	-60.3	9.1	4.2	-0.5	-9.8	6530.2	896.0	205.4
Barbados	111.4	30.7	28.2	91.5	6.3	2.1	2.3	31.3	202.9	39.3	61.7
Belarus	2716.9	354.0	750.1	81.4	2.5	16.2	42.9	672.1	2798.3	399.3	1438.3
Belgium	22349.5	2548.0	1697.1	-1337.3	-27.5	-106.8	119.8	1073.4	21012.2	2640.3	2663.6
Belize	-387.4	-7.0	-41.6	15.2	6.4	2.9	3.8	58.4	-372.2	3.2	19.6
Benin	-2357.5	39.0	56.9	38.3	7.7	0.2	1.7	28.3	-2319.2	48.4	85.4
Bermuda	148.9	27.2	15.3	23.1	1.7	0.6	2.9	36.5	172.1	31.8	52.5
Bhutan	85.5	11.7	1.3	5.9	0.7	0.1	0.1	1.9	91.4	12.5	3.4
Bolivia	-89.5	19.3	17.9	-62.4	-4.1	0.2	1.6	19.4	-151.9	16.9	37.5
Bosnia and Herzegovina	1859.7	66.7	335.4	425.3	19.3	25.0	11.5	270.3	2285.1	97.5	630.7
Botswana	947.8	16.6	7.6	-162.5	-0.9	0.2	-0.5	-8.3	785.3	15.2	-0.5
Brazil	-55914.2	-128.7	276.7	-13464.4	-841.0	-180.9	20.0	266.7	-69378.6	-949.7	362.5
British Virgin Islands	102.4	13.3	10.9	2.9	0.4	0.1	22.0	755.7	105.3	35.7	766.7
Brunei Darussalam	22471.3	12700.4	4239.2	41.7	6.9	0.4	-0.9	-10.5	22513.0	12706.4	4229.1
Bulgaria	-334.4	152.4	-127.3	406.5	18.2	30.8	26.0	322.7	72.1	196.5	226.1
Burkina Faso	-2060.2	33.7	31.9	-2.9	2.1	0.0	0.8	11.2	-2063.1	36.6	43.2
Burundi	-150.0	4.0	3.0	1.1	0.1	0.0	0.5	9.6	-148.9	4.7	12.6
Cambodia	-669.1	129.7	7.4	-11.4	5.4	0.1	-0.4	-8.3	-680.5	134.7	-0.8
Cameroon	-5823.1	457.0	290.4	37.9	6.2	0.4	-0.1	-0.8	-5785.2	463.2	290.0
Canada	-34750.8	2962.8	-6238.2	-10815.0	-559.3	-1299.5	-71.6	-465.8	-45565.8	2331.9	-8003.6
Cape Verde	356.5	39.4	10.5	32.5	4.6	0.4	0.3	2.8	389.0	44.3	13.7
Cayman Islands	594.1	26.3	16.3	17.5	1.8	0.7	1.2	9.4	611.6	29.3	26.5
Central African Republic	-568.7	5.2	3.4	2.4	0.5	0.0	-0.1	-1.2	-566.4	5.6	2.3
Chad	-2331.1	120.9	1.7	1.8	0.3	0.0	-0.1	-1.0	-2329.3	121.1	0.7
Chile	1808.1	780.4	359.3	143.6	-48.4	-20.9	-13.9	-73.6	1951.7	718.1	264.7
China	10288.3	-1537.4	-10792.5	9591.9	1714.6	270.6	-1567.8	-20652.2	19880.2	-1390.5	-31174.1
Cocos Islands	-10.1	-4.0	-2.3	-0.1	0.1	0.0	0.0	0.1	-10.1	-4.0	-2.1
Colombia	-191.2	18.1	-467.3	-273.3	-25.9	4.8	2.5	34.9	-464.5	-5.3	-427.6
Comoros	91.3	4.3	2.3	41.6	0.9	0.1	0.2	1.6	132.9	5.4	4.0
Congo, Dem Republic	644.9	9.4	15.5	96.4	8.4	0.2	-1.6	-26.9	741.3	16.2	-11.1
Congo, Republic	397.7	51.5	41.3	215.3	11.3	0.3	-2.0	-26.8	613.0	60.7	14.8
Cook Islands	1.4	0.3	0.2	4.5	0.2	0.1	0.0	0.2	5.9	0.5	0.4
Costa Rica	-63.1	-47.8	-16.9	-97.8	-11.1	-3.3	3.2	46.1	-161.0	-55.8	25.9
Côte d'Ivoire	-23264.8	-3.6	70.3	383.6	31.4	2.1	2.1	33.0	-22881.2	29.9	105.4
Croatia	1304.1	113.3	120.0	456.9	16.5	78.6	13.6	228.6	1761.0	143.4	427.2
Cuba	-2964.2	-526.6	240.6	453.8	55.7	7.1	13.4	164.4	-2510.3	-457.4	412.1
Cyprus	1335.9	84.6	150.7	77.5	-0.3	0.6	4.5	70.7	1413.4	88.8	222.1
Czech Republic	2584.1	465.1	-109.9	-98.1	-27.9	-15.0	13.9	144.1	2486.0	451.1	19.1
Denmark	6341.8	739.8	326.4	-4984.2	-500.7	-607.7	8.2	72.0	1357.5	247.3	-209.3
Djibouti	-59.2	-149.0	-50.8	-6954.0	-69.4	0.1	-0.1	-1.2	-7013.2	-218.5	-51.9
Dominica	0.6	1.6	3.1	7.5	1.4	0.1	0.1	1.0	8.1	3.0	4.2
Dominican Republic	917.1	-835.8	-234.5	939.2	33.2	12.8	2.1	21.3	1856.3	-800.6	-200.4
East Timor	-9.9	4.6	1.6	2.0	0.4	0.1	0.0	0.1	-7.9	5.0	1.7
Ecuador	-1446.4	283.3	215.3	24.8	2.6	0.3	7.7	135.8	-1421.6	293.6	351.4
Egypt	3589.1	5027.2	3180.0	7.3	-287.3	-176.4	17.9	337.4	3596.4	4757.9	3341.0
El Salvador	-1189.9	45.9	69.3	209.7	30.4	8.8	2.1	33.5	-980.2	78.4	111.6
Equatorial Guinea	-357.7	7.2	4.5	11.5	1.6	0.5	-1.2	-15.7	-346.2	7.6	-10.7
Eritrea	5523.5	807.9	381.0	-33.1	2.4	0.1	0.2	3.4	5490.5	810.5	384.5
Estonia	1716.7	116.7	90.5	35.8	-2.0	0.9	2.9	51.5	1752.5	117.6	142.9
Ethiopia	462.0	114.3	29.6	-127.8	-7.6	-0.1	2.8	50.5	334.2	109.6	80.0
Faeroe Islands	22.4	2.7	1.9	19.4	-0.2	0.7	0.3	2.3	41.8	2.8	5.0
Falkland Islands	-5.5	-0.4	-0.3	0.8	0.1	0.1	0.1	0.2	-4.7	-0.3	-0.1
Fiji Islands	391.7	23.8	84.3	166.5	7.6	0.2	0.7	10.5	558.2	32.1	95.1
Finland	2703.6	387.7	192.0	-116.4	-29.5	-5.8	-26.0	-267.8	2587.2	332.2	-81.6
France	6483.1	4586.4	227.7	-3752.2	-726.6	-364.3	70.7	469.5	2730.8	3930.5	332.9
French Polynesia	-73.4	24.4	18.5	247.5	7.9	1.8	1.5	11.2	174.2	33.8	31.5
Gabon	242.4	164.8	67.0	178.2	11.5	0.8	-1.5	-13.7	420.6	174.8	54.1

Country	Related to trade in crop products			Related to trade in animal products			Related to trade in industrial products		Total		
	Green	Blue	Grey	Green	Blue	Grey	Blue	Grey	Green	Blue	Grey
Gambia	761.3	71.8	44.5	82.2	41.4	1.3	0.1	2.2	843.5	113.3	48.0
Georgia	1641.7	103.4	101.9	89.3	6.0	3.2	7.6	151.2	1731.1	117.0	256.3
Germany	44268.6	7708.3	4183.9	-2511.1	-535.0	-265.4	-345.9	-2388.2	41757.5	6827.4	1530.3
Ghana	-9253.1	114.2	147.0	201.0	21.9	0.5	5.0	83.6	-9052.2	141.1	231.0
Gibraltar	25.8	3.0	2.2	13.4	1.5	0.9	5.8	143.8	39.2	10.3	146.9
Greece	1480.6	-1199.2	191.7	3938.1	853.3	447.5	48.4	787.5	5418.7	-297.5	1426.7
Greenland	13.5	2.8	1.4	22.1	2.6	1.6	0.2	1.4	35.6	5.6	4.4
Grenada	-21.1	5.6	3.3	42.2	4.7	1.6	0.2	2.1	21.0	10.5	7.0
Guam	0.4	0.1	0.1	1.8	0.1	0.1	0.0	-0.1	2.2	0.2	0.0
Guatemala	-3026.5	-135.3	-211.9	246.0	31.5	9.9	6.7	76.2	-2780.5	-97.1	-125.7
Guinea	551.3	37.1	24.9	34.9	5.2	0.4	-0.6	-9.3	586.1	41.7	16.0
Guinea-Bissau	119.7	3.2	1.8	6.0	0.4	0.1	0.2	4.2	125.8	3.9	6.1
Guyana	-479.3	-93.0	17.1	47.2	8.3	2.3	0.8	10.4	-432.1	-83.8	29.8
Haiti	1127.4	335.2	-7.6	132.7	9.3	0.9	0.5	5.2	1260.1	344.9	-1.6
Honduras	-4750.8	-38.6	-12.5	109.5	10.0	3.8	-0.6	-8.6	-4641.3	-29.2	-17.3
Hungary	-815.5	387.6	-276.8	-1717.0	-37.5	-123.0	29.9	304.5	-2532.5	379.9	-95.3
Iceland	228.0	43.6	26.0	-67.9	-2.2	-1.4	2.9	27.1	160.0	44.3	51.8
India	-40585.1	-15557.5	-6525.2	-4825.2	-334.1	-201.1	-87.7	-1645.4	-45410.4	-15979.3	-8371.6
Indonesia	-30650.9	2472.7	-226.5	2059.7	127.0	63.9	-21.7	-373.4	-28591.3	2578.0	-536.0
Iran	12637.8	7786.0	3065.6	554.7	24.6	9.8	-12.8	-246.9	13192.5	7797.7	2828.4
Iraq	4291.8	7223.3	1856.5	494.5	468.9	171.5	-231.5	-3297.4	4786.3	7460.7	-1269.4
Ireland	2910.8	327.7	264.2	-2898.4	-410.9	-201.9	-54.3	-377.9	12.4	-137.5	-315.6
Israel	9181.7	489.5	1445.6	2197.3	67.2	91.8	3.2	34.3	11379.0	559.9	1571.7
Italy	28907.2	3365.7	2611.8	15516.8	1962.9	1679.2	-33.8	-330.7	44423.9	5294.7	3960.3
Jamaica	1010.0	19.4	241.1	338.3	22.8	7.6	2.8	35.0	1348.3	45.1	283.7
Japan	95676.7	10672.8	16873.7	11455.5	997.5	1315.3	-190.6	-2340.1	107132.2	11479.6	15848.9
Jordan	4790.5	956.7	275.7	733.9	135.0	71.9	8.3	140.7	5524.4	1099.9	488.3
Kazakhstan	-14769.7	-700.3	41.3	-1183.1	-202.3	-11.4	-74.2	-1489.3	-15952.8	-976.8	-1459.4
Kenya	97.7	55.9	33.2	-248.5	-14.5	-0.4	4.7	81.4	-150.9	46.1	114.2
Kiribati	12.7	6.0	2.7	7.8	1.3	0.3	0.0	0.3	20.5	7.3	3.3
Korea, Dem People's Rep	2233.5	238.4	19.7	226.0	17.1	2.2	7.9	151.0	2459.4	263.3	173.0
Korea, Republic	38955.2	2396.7	1917.0	5398.2	254.1	172.9	-40.6	-487.5	44353.4	2610.2	1602.3
Kuwait	912.3	1077.1	335.1	741.1	140.3	61.5	-6.7	-79.4	1653.5	1210.8	317.1
Kyrgyzstan	279.9	-37.2	12.2	4145.1	1541.0	215.2	7.6	132.5	4425.0	1511.4	360.0
Laos	-219.3	10.1	2.5	-61.6	2.6	0.1	4.4	91.4	-280.9	17.1	93.9
Latvia	166.0	-60.7	51.2	119.1	2.9	14.5	21.6	412.4	285.1	-36.2	478.1
Lebanon	1984.3	240.7	89.5	2273.4	128.7	21.7	12.9	185.6	4257.7	382.2	296.8
Lesotho	-158.9	-102.4	-36.4	-0.1	0.0	0.0	-0.1	-1.0	-159.0	-102.4	-37.4
Liberia	595.0	7.3	10.2	38.3	3.1	3.4	5.2	58.1	633.3	15.6	71.6
Libya	7250.6	2227.9	839.2	23583.6	4248.3	1658.7	-6.1	-89.3	30834.2	6470.0	2408.6
Lithuania	103.8	32.6	26.6	-316.9	-43.3	-5.9	6.8	148.5	-213.1	-4.0	169.2
Luxembourg	268.4	83.1	34.9	-7.0	-4.4	6.3	3.9	25.6	261.4	82.6	66.8
Macedonia	357.3	-8.8	4.9	196.1	15.4	14.3	4.9	104.9	553.4	11.5	124.1
Madagascar	-1729.1	-219.6	-36.9	-28.4	0.0	0.1	4.0	70.9	-1757.5	-215.6	34.0
Malawi	467.2	-194.0	-18.4	36.9	3.4	2.5	1.7	31.5	504.2	-188.9	15.5
Malaysia	-13841.5	2338.5	531.1	2922.1	162.7	15.9	-70.7	-1131.2	-10919.4	2430.5	-584.2
Maldives	68.9	13.1	9.2	51.9	6.1	6.3	0.4	8.0	120.8	19.6	23.5
Mali	-3159.1	531.0	1.2	77.0	6.3	0.1	2.2	37.9	-3082.1	539.5	39.2
Malta	251.5	21.6	329.5	227.5	50.9	17.6	0.5	4.4	479.0	73.0	351.5
Marshall Islands	-29.2	2.6	2.2	6.0	0.6	0.3	1.2	14.3	-23.2	4.3	16.8
Martinique	0.0	0.0	0.0	0.0	0.0	0.0	0.0	0.0	0.0	0.0	0.0
Mauritania	729.2	110.1	24.7	130.3	8.9	0.2	0.8	13.2	859.6	119.7	38.1
Mauritius	196.9	205.4	123.1	343.6	19.5	3.0	1.3	22.6	540.5	226.3	148.8
Mexico	40040.2	20034.1	3830.0	16990.3	1314.0	827.3	12.6	121.7	57030.4	21360.6	4779.0
Micronesia, Fed States of	47.3	-2.7	-0.4	24.1	1.8	0.5	0.1	0.6	71.4	-0.8	0.7
Moldova	-1135.5	-92.8	-39.4	-162.2	-15.5	-4.0	27.5	278.9	-1297.7	-80.8	235.5
Mongolia	255.8	1.5	25.5	-535.4	-13.9	-5.6	1.5	33.5	-279.6	-10.8	53.4
Montserrat	-6.9	-2.0	-1.1	0.3	0.0	0.0	0.0	0.2	-6.6	-1.9	-0.9
Morocco	20542.3	5919.9	971.3	256.0	15.4	5.2	8.4	89.8	20798.4	5943.7	1066.3
Mozambique	1213.9	118.4	25.5	190.3	8.0	0.5	-0.1	-2.4	1404.2	126.3	23.6
Myanmar	-2840.8	17.5	23.4	-234.1	-1.1	-8.3	4.8	94.5	-3074.8	21.3	109.6
Namibia	407.1	28.2	61.2	-114.8	14.4	1.3	0.1	0.9	292.3	42.7	63.4
Nauru	0.2	0.0	0.0	4.0	0.1	0.1	0.0	0.5	4.1	0.1	0.6
Nepal	9294.7	15.4	1725.5	-69.0	-1.1	-0.3	1.3	30.6	9225.7	15.6	1755.8
Netherlands	17549.4	1365.6	1378.7	-5245.9	-635.4	-524.0	4.6	39.1	12303.5	734.8	893.8
New Caledonia	119.7	19.0	34.9	17.6	8.0	0.2	0.4	3.6	137.3	27.5	38.8
New Zealand	3582.6	607.5	329.1	-7772.4	-1322.9	-73.5	11.7	117.5	-4189.8	-703.7	373.1
Nicaragua	-1296.9	14.0	-1.7	-248.8	-23.4	-1.5	2.1	33.3	-1545.6	-7.3	30.0
Niger	776.8	393.8	89.2	132.7	8.3	0.1	0.1	0.9	909.5	402.2	90.2
Nigeria	5963.1	5490.8	69.2	461.1	77.2	8.5	-30.7	-547.8	6424.2	5537.3	-470.1
Niue	0.3	0.0	0.0	0.7	0.1	0.0	0.0	0.4	1.0	0.1	0.4
North Mariana	-5.6	-3.9	-1.2	3.7	0.5	0.2	0.3	2.8	-2.0	-3.1	1.8
Norway	3389.0	620.2	284.4	-36.3	-12.4	-2.0	-32.2	-281.7	3352.7	575.6	0.6
Oman	877.0	496.8	242.0	1612.6	139.6	18.5	-3.0	-49.4	2489.6	633.4	211.0
Pakistan	-3889.7	-27438.7	-7004.5	-71.4	-3.1	1.5	12.1	225.9	-3961.1	-27429.6	-6777.1

Country	Related to trade in crop products			Related to trade in animal products			Related to trade in industrial products		Total		
	Green	Blue	Grey	Green	Blue	Grey	Blue	Grey	Green	Blue	Grey
Palau	-5.5	-4.9	-1.4	3.5	0.3	0.2	0.1	0.8	-2.0	-4.6	-0.4
Panama	454.0	-145.7	230.2	-54.9	-5.5	1.0	3.0	37.5	399.1	-148.2	268.7
Papua New Guinea	6817.3	72.0	7425.7	950.4	205.6	32.9	0.0	0.4	7767.7	277.7	7459.0
Paraguay	-10607.2	-6.0	-100.7	-975.6	-36.0	-9.3	3.8	54.1	-11582.8	-38.2	-55.9
Peru	7730.2	657.6	2741.9	491.3	14.7	4.3	2.8	17.7	8221.5	675.1	2763.9
Philippines	-435.0	1352.5	908.5	2975.3	188.9	89.1	-44.9	-815.3	2540.3	1496.5	182.3
Poland	9698.5	935.8	371.5	-1866.0	-153.3	-124.3	131.0	1205.3	7832.4	913.6	1452.5
Portugal	12986.6	3060.6	1261.2	2007.9	455.6	172.5	-0.9	-7.6	14994.6	3515.3	1426.1
Qatar	314.0	262.9	91.5	170.6	40.5	8.0	-3.9	-44.2	484.6	299.5	55.3
Romania	-185.9	182.9	25.8	-194.3	27.9	0.2	38.6	576.5	-380.2	249.4	602.4
Russian Federation	16323.8	4898.5	1517.2	9296.5	458.0	233.0	-1140.3	-22146.1	25620.3	4216.3	-20396.0
Rwanda	161.0	16.6	7.0	6.0	0.4	0.0	0.3	4.9	167.0	17.3	11.9
Saint Helena	39.9	1.4	1.9	0.9	0.1	0.1	0.0	0.2	40.7	1.4	2.1
Saint Kitts and Nevis	15.9	4.1	3.6	9.2	1.0	0.2	0.3	6.4	25.1	5.4	10.2
Saint Lucia	37.5	10.9	5.9	40.8	3.6	0.9	0.4	3.4	78.3	14.8	10.1
Saint Pierre & Miquelon	-1.1	0.0	0.1	1.4	0.2	0.1	0.1	0.8	0.3	0.4	1.0
Saint Vincent/Grenadines	9.4	6.5	4.1	17.1	2.0	0.4	0.1	1.0	26.5	8.6	5.5
Samoa	-16.8	1.8	3.1	41.2	3.2	0.3	0.1	0.6	24.3	5.1	4.0
Sao Tome and Principe	-53.2	3.7	2.0	1.6	0.6	0.0	0.0	0.3	-51.7	4.3	2.3
Saudi Arabia	8158.2	7042.3	1743.7	2723.2	356.1	227.0	-42.0	-614.3	10881.4	7356.4	1356.4
Senegal	960.2	1087.4	122.8	334.7	18.0	0.4	2.8	40.3	1294.9	1108.3	163.5
Serbia and Montenegro	503.6	130.0	50.4	-75.9	6.1	-1.6	176.9	3363.7	427.7	313.0	3412.5
Seychelles	41.3	9.8	6.0	22.5	8.1	0.5	0.4	6.2	63.7	18.3	12.8
Sierra Leone	1244.8	155.8	124.3	60.7	4.3	0.3	0.2	4.0	1305.5	160.3	128.5
Singapore	292.7	-702.4	-49.2	1344.9	125.5	115.9	68.4	1130.7	1637.7	-508.5	1197.4
Slovakia	780.9	234.1	55.0	86.1	5.9	6.8	3.9	58.7	867.0	243.9	120.5
Slovenia	1295.5	134.5	1722.1	1.9	-17.4	1.9	4.5	53.0	1297.4	121.7	1776.9
Solomon Islands	-23.3	11.2	3.8	3.5	0.3	0.0	0.1	0.7	-19.8	11.6	4.6
Somalia	777.7	1013.4	5.5	-8273.4	-586.5	-52.7	0.1	1.4	-7495.7	427.0	-45.8
South Africa	2270.4	2650.1	-56.7	-783.0	-68.8	-9.2	-10.5	-106.2	1487.4	2570.8	-172.0
Spain	14833.2	13120.8	1411.8	-118.0	128.3	-26.3	122.0	788.9	14715.2	13371.1	2174.4
Sri Lanka	277.6	423.3	-51.0	261.1	60.6	7.8	2.7	53.6	538.7	486.6	10.3
Sudan	-1522.7	-1024.5	-116.2	-271.9	-2.1	0.0	2.1	40.4	-1794.6	-1024.5	-75.8
Suriname	47.8	-21.8	22.5	29.0	5.0	2.0	0.0	0.3	76.8	-16.8	24.8
Swaziland	1915.3	-59.4	5.7	576.4	60.7	3.5	0.1	1.3	2491.7	1.4	10.4
Sweden	4613.3	932.2	344.9	342.1	41.8	42.6	-29.2	-202.8	4955.4	944.8	184.6
Switzerland	3863.8	560.5	270.8	144.5	-24.7	14.2	-11.9	-76.8	4008.3	523.9	208.2
Syria	2001.2	-1554.0	246.1	-242.2	1.0	10.5	-2.1	-40.7	1759.0	-1555.2	215.9
Tajikistan	1014.4	-1681.9	767.0	17.6	34.0	3.2	-1.1	-32.5	1032.0	-1649.1	737.6
Tanzania	-1311.8	-36.8	-15.8	-58.1	-4.5	0.0	1.6	29.5	-1369.9	-39.7	13.7
Thailand	-15282.2	-4791.8	172.1	1180.2	-94.3	4.2	3.8	69.0	-14102.0	-4882.3	245.3
Togo	-1255.6	40.9	-17.2	23.9	2.8	0.1	0.4	7.3	-1231.8	44.2	-9.8
Tokelau	37.2	18.0	7.0	2.2	0.2	0.1	0.1	0.9	39.4	18.3	8.0
Tonga	-12.5	0.6	-0.6	37.4	2.4	0.4	0.0	0.5	24.8	3.1	0.3
Trinidad and Tobago	14425.2	8106.6	2734.0	222.7	24.6	8.5	-2.7	-32.0	14648.0	8128.5	2710.5
Tunisia	264.6	-1.4	279.8	322.4	24.4	12.9	3.5	34.7	587.0	26.5	327.5
Turkey	2803.2	-2940.0	232.4	745.8	62.7	17.5	66.8	1044.4	3549.0	-2810.5	1294.3
Turkmenistan	-299.5	-2861.2	7.0	73.5	28.6	0.2	-4.7	-109.4	-226.0	-2837.3	-102.2
Tuvalu	-13.0	-7.2	-2.7	1.6	0.3	0.1	0.0	0.2	-11.4	-6.9	-2.5
Uganda	-1920.2	3.3	89.6	-51.6	-7.5	-0.1	1.7	34.2	-1971.8	-2.4	123.7
UK	36208.8	7403.5	3498.7	3824.5	575.0	577.5	111.6	888.3	40033.2	8090.1	4964.5
Ukraine	-9872.2	178.6	-324.8	-2028.6	-202.1	-67.6	13.0	262.3	-11900.8	-10.5	-130.1
United Arab Emirates	3898.6	745.6	513.4	1454.0	333.8	102.0	-3.4	-59.5	5352.6	1076.0	555.9
Uruguay	-1913.5	-514.0	-99.0	-3504.1	-137.8	-10.2	2.2	34.8	-5417.6	-649.6	-74.4
USA	-84949.7	-6800.6	-7088.8	-8691.2	-1101.5	-597.8	1746.6	13218.9	-93640.9	-6155.5	5532.3
Uzbekistan	-122.7	-13060.9	28.4	172.0	39.2	0.4	15.7	313.4	49.3	-13006.0	342.2
Vanuatu	-210.6	3.2	2.0	-18.4	-1.7	0.0	0.1	1.4	-229.0	1.7	3.4
Venezuela	13547.1	619.5	2278.7	415.8	26.4	6.4	-18.8	-259.0	13962.9	627.1	2026.0
Viet Nam	-9500.4	120.1	-1105.9	677.1	93.6	48.9	95.2	1807.9	-8823.3	309.0	750.8
Wallis and Futuna Is	4.5	0.5	0.4	9.4	0.6	0.2	0.2	1.2	13.9	1.3	1.7
Yemen	5117.7	5663.3	383.9	14734.2	1424.7	30.9	-1.4	-23.7	19851.9	7086.6	391.1
Zambia	-21.1	-32.8	11.1	-0.2	1.3	0.0	-0.7	-12.5	-21.3	-32.3	-1.4
Zimbabwe	-1807.9	-109.8	76.6	-277.3	-9.8	-3.5	4.6	83.7	-2085.3	-114.9	156.8
Others	17672.4	1852.0	4108.3	5489.1	821.2	365.1	495.2	9367.1	23161.5	3168.4	13840.5
World	174934	88301	49919	42004	9864	4320	-331	-16044	216939	97835	38196

Appendix V. Global water saving related to trade in agricultural and industrial products, per product (Mm³/yr)

Period 1996 - 2005

Product	Green	Blue	Grey	Total
Crop products				
Maize	49036	13156	9062	71254
Wheat	26643	31507	8519	66669
Soybeans	23715	26649	9831	60195
Rice, paddy	21554	-2781	7990	26764
Barley	13790	4963	1978	20730
Sunflower seed	2479	3170	3865	9514
Seed cotton	8955	3431	-3186	9200
Sugar cane	1796	5961	1279	9035
Oil palm fruit	6587	12	162	6761
Bananas	2488	1778	598	4863
Sorghum	4563	462	-252	4772
Coffee, green	-4644	-12	8942	4286
Grapes	3667	-51	126	3742
Rye	2048	28	866	2941
Oats	847	1159	259	2265
Peas, dry	2648	220	-625	2244
Linseed	1624	185	110	1919
Lentils	1730	676	-554	1853
Oranges	1437	-59	196	1573
Rapeseed	1104	482	-13	1573
Fruit Fresh Nes	1315	-151	322	1486
Cocoa beans	1071	7	208	1287
Pulses, nes	2092	67	-935	1224
Apples	981	148	23	1152
Chick peas	681	-134	185	732
Castor oil seed	808	-186	89	711
Avocados	316	298	84	698
Chillies and peppers, dry	709	-23	6	692
Potatoes	477	139	62	677
Tobacco, unmanufactured	397	-92	322	627
Broad beans, horse beans, dry	83	251	99	434
Cloves	395	-1	37	431
Tangerines, mandarins, clem.	480	-197	134	418
Pears	479	-105	-1	373
Jute	-100	213	203	317
Cassava	227	1	88	316
Vanilla	140	160	-2	298
Millet	248	-8	30	271
Flax fibre and tow	242	18	11	271
Pepper (Piper spp.)	156	31	22	209
Lemons and limes	170	9	16	196
Nutmeg, mace and cardamoms	48	113	32	194
Garlic	150	36	-26	160
Onions (inc. shallots), green	139	1	-3	136
Grapefruit (inc. pomelos)	126	-17	22	131
Cucumbers and gherkins	74	32	24	130
Maize, green	86	13	17	116
Manila Fibre (Abaca)	101	-4	5	101
Onions, dry	86	0	-4	82
Pineapples	69	-6	16	80
Safflower seed	74	4	-6	72
Figs	55	-9	3	50
Ginger	-58	59	39	40
Almonds, with shell	811	-155	-629	27

Product	Green	Blue	Grey	Total
Tomatoes	61	-22	-12	27
Hazelnuts, with shell	70	-7	-38	26
Canary seed	12	17	-7	22
Lettuce and chicory	67	-40	-11	15
Hops	-12	11	10	9
Sisal	-35	27	13	5
Buckwheat	15	-26	15	5
Roots and Tubers, nes	2	0	3	4
Carrots and turnips	12	-3	-6	4
Peas, green	5	-6	5	4
Raspberries	-8	8	0	0
Fibre Crops Nes	-1	0	0	-1
Pistachios	413	-385	-29	-2
Hemp Tow Waste	-3	0	1	-2
Stone fruit, nes	-3	-2	0	-5
Beans, dry	-2	0	-7	-9
Sweet potatoes	-21	-6	5	-22
Chestnuts	-16	-14	3	-27
Citrus fruit, nes	44	-26	-45	-27
Vegetables fresh nes	-4	-10	-22	-36
Cauliflowers and broccoli	38	-53	-22	-37
Cherries	-20	-15	-5	-40
Cinnamon (canella)	-51	0	0	-52
Mustard seed	-61	0	4	-57
Strawberries	-14	-34	-9	-57
Cereals, nes	-127	0	28	-99
Tea	-532	389	27	-116
Anise, badian, fennel, corian.	73	-217	-12	-156
Walnuts, with shell	138	-71	-259	-192
Artichokes	-25	-113	-60	-197
Oilseeds, Nes	-183	-18	-1	-203
Dates	65	-295	-7	-237
Poppy seed	-274	-10	-19	-303
Sugar crops, nes	-295	0	-34	-329
Papayas	-93	-358	2	-449
Apricots	752	-1411	203	-456
Sugar beet	-10	-397	-246	-653
Groundnuts, with shell	-660	-60	6	-714
Nuts, nes	-1658	129	144	-1385
Sesame seed	-1818	225	49	-1544
Olives	-3140	-133	555	-2718
Coconuts	-2863	11	91	-2761
Managed grass	-97	-231	-41	-368
Animal products				
Bovine	11454	2783	1934	16171
Goats	-179	8	0	-172
Horse	-2380	-47	216	-2212
Layer	19757	4288	906	24952
Milk	13017	2184	1217	16418
Poultry	-261	13	11	-237
Sheep	-424	57	79	-288
Swine	1021	578	-42	1557
Industrial products				
Industrial products	0	-331	-16044	-16374
Total	216939	97835	38196	352970

Appendix VI. The average water footprint per ton of commodity per country, weighted based on origin (WF* in m³/ton)

Period 1996 - 2005

Country	2511			2805			2513			2514			2515			2516			2517			2518			2520			2531		
	Wheat			Rice (Milled Equivalent)			Barley			Maize			Rye			Oats			Millet			Sorghum			Cereals, Other			Potatoes		
	Green	Blue	Grey	Green	Blue	Grey	Green	Blue	Grey	Green	Blue	Grey	Green	Blue	Grey	Green	Blue	Grey	Green	Blue	Grey	Green	Blue	Grey	Green	Blue	Grey	Green	Blue	Grey
Albania	1324	27	205	570	1071	206	944	3	209	643	545	11	1753	17	104	1646	290	89	4188	30	61	1341	28	224	1134	34	10	141	63	35
Algeria	1754	67	123	1462	813	268	2305	7	54	626	56	149	495	0	208	3005	1094	47	3555	49	156	1208	49	90	4735	89	313	64	189	16
Angola	870	66	164	2580	980	225	897	46	142	5498	30	72	6829	2	198	1378	2549	82	9310	1	22	1089	63	105	1713	1190	164	410	11	16
Antigua and Barbuda	1294	331	209	2046	538	233	473	12	115	620	57	163	2201	136	190	1240	548	202	3407	69	352	2857	103	87	3027	89	8	68	63	189
Argentina	1769	11	110	1741	706	48	1452	12	71	1046	14	79	4585	43	145	2047	435	105	3419	172	129	1039	13	38	1463	61	105	145	51	17
Armenia	1319	53	133	513	2599	366	1868	308	110	803	90	501	7931	5	666	1672	48	35	2688	44	53	2857	103	87	2018	195	10	150	251	34
Australia	1994	17	102	560	1737	15	1638	0	155	794	527	150	3920	5	435	1806	146	175	2954	0	228	1547	67	110	1380	244	163	54	93	20
Austria	697	1	140	1312	698	125	420	0	148	435	4	75	564	0	103	467	4	100	1935	6	140	1600	47	56	802	22	48	110	16	25
Azerbaijan	1589	111	56	1160	1881	157	1140	425	5	571	512	102	1244	22	81	1911	88	35	2980	95	70	21733	26111	0	6271	189	196	107	318	3
Bahamas	1681	60	214	665	1332	292	655	117	133	556	64	176	2878	240	275	1279	575	209	2032	41	210	2857	103	87	3292	106	11	62	77	232
Bangladesh	1134	380	141	2118	309	427	6189	20	23	1374	48	249	2554	218	256	1215	123	345	3794	0	0	4214	430	176	3326	134	24	181	78	12
Barbados	1853	113	235	934	1155	288	883	40	135	542	64	180	2813	228	263	1044	57	143	3998	72	322	2857	103	87	3550	97	53	104	11	67
Belarus	1504	7	375	1639	1321	301	1436	7	169	984	107	155	1584	1	216	1613	8	232	3194	48	62	3093	0	227	1585	13	221	220	1	53
Belgium	558	4	94	1112	1253	123	448	4	121	425	54	109	456	0	131	377	12	61	3026	72	121	1832	87	50	3262	117	19	61	6	25
Belize	1774	102	224	2219	235	1858	902	58	117	2077	23	527	3219	487	243	1316	596	216	4306	57	115	1384	0	875	3162	91	8	213	75	81
Benin	787	38	52	2342	575	221	589	15	130	4052	1	21	854	2	9	1334	604	219	3809	0	34	3848	0	30	5638	0	46	104	87	77
Bermuda	1785	82	83	1427	1059	327	919	84	90	530	64	179	2728	189	209	920	9	120	4306	57	115	2857	103	87	3357	116	10	99	48	129
Bolivia	2923	22	117	3383	193	38	4892	181	91	2781	92	2	3337	220	244	4657	331	24	2841	115	98	1506	0	1	5657	55	0	825	224	65
Bosnia and Herzegovina	1437	13	182	1012	738	139	784	1	183	984	3	49	1118	18	128	875	2	120	1929	6	1003	2857	103	87	3194	83	50	456	8	57
Botswana	1345	156	128	1332	5311	5	908	303	52	2140	32	125	5931	2	169	1039	1926	62	17192	1	0	6671	18	12	1429	176	22	86	65	64
Brazil	1850	9	129	2888	595	159	1439	10	141	1619	1	124	4657	3	576	3260	47	500	3576	167	147	2071	1	314	2304	12	441	215	23	17
Brunei Darussalam	1339	347	212	2974	622	155	1186	74	127	2948	3	309	1617	25	126	1252	515	194	3389	65	205	2746	104	82	3496	104	10	120	46	128
Bulgaria	1472	1	367	704	1098	184	779	0	72	1028	17	6	2172	0	0	1320	4	0	2666	0	6	1657	0	0	2045	70	1	281	16	3
Burkina Faso	904	77	82	2718	587	406	659	90	135	3025	1	67	1218	19	90	781	59	8	5737	0	20	4675	0	17	6362	16	20	214	147	51
Burundi	3276	58	93	1055	2162	31	716	65	92	3066	1	8	1306	23	103	1355	173	124	2569	0	5	2501	0	4	2138	76	0	1282	0	1
Cambodia	2313	131	141	3792	299	19	1130	12	134	1780	3	24	1165	21	146	1468	174	131	4306	57	115	2857	103	87	2890	122	225	236	35	96
Cameroon	862	10	79	1875	1156	344	479	6	122	1625	9	53	919	4	84	740	51	0	2695	0	16	2618	0	15	2883	87	8	350	0	5
Canada	1338	5	200	1261	1169	259	888	11	117	500	21	156	1878	28	170	1049	15	137	3367	69	345	1035	68	114	2459	26	173	131	6	69
Cape Verde	1051	68	144	1634	553	235	2222	0	345	2961	52	103	2763	212	355	919	135	411	4306	57	115	2857	103	87	4399	3	279	101	73	24
Central African Republic	750	19	51	4105	13	3	670	98	128	3713	2	4	1419	25	99	1479	181	128	2887	0	0	3469	0	0	2266	81	62	411	0	0
Chad	834	253	60	6071	383	1	624	28	109	3447	31	20	1419	25	99	1479	181	128	7348	3	0	6719	0	1	3387	11	0	80	0	0
Chile	1097	182	248	994	1700	172	816	135	222	463	289	195	522	0	444	570	563	296	3419	136	130	1104	17	47	1594	251	68	89	104	342
China	839	455	308	868	387	337	848	20	145	791	74	295	1734	39	229	718	14	178	1600	40	222	953	42	112	1765	24	242	215	7	80
Colombia	1734	55	205	1709	562	214	1100	13	152	1403	52	183	6823	1	34	1199	268	171	4019	54	138	1073	1	3	5148	11	334	243	0	59
Comoros	749	86	92	3681	1257	214	964	160	0	1	1148	10	41	1479	181	128	4306	57	115	2857	103	87	3387	105	33	324	2	5	5	
Congo, Dem Republic	1291	103	142	7617	96	8	764	73	88	3788	3	12	2904	18	121	1408	2564	85	3154	0	8	3226	0	8	2389	708	95	869	4	4
Congo, Republic	1155	55	109	1645	2180	319	592	28	93	1253	60	146	1336	23	94	1379	2558	82	6612	0	32	2857	103	87	2777	34	4	467	1	1
Costa Rica	1816	91	231	1471	546	388	852	30	124	664	61	177	1985	112	177	1209	330	190	4066	62	172	1648	21	36	4739	6	312	193	5	54
Côte d'Ivoire	781	13	49	3183	512	219	495	10	122	2312	9	93	1704	74	135	1237	135	89	4549	0	244	6046	0	255	5585	0	258	76	24	34
Croatia	1255	1	188	1410	672	119	633	1	132	772	2	160	1075	0	92	830	1	121	1225	3	99	946	0	70	1996	46	77	411	5	82
Cuba	1006	25	105	2235	214	152	588	8	139	1264	25	70	2054	16	222	830	118	91	2641	133	99	3834	4	13	1941	160	7	70	75	5
Cyprus	1504	49	198	1374	956	164	1335	27	113	697	46	123	1172	1	366	2114	713	198	2846	37	65	1488	0	287	4086	44	168	70	53	29
Czech Republic	719	0	226	1569	757	207	658	0	141	598	7	40	547	0	138	828	4	160	2058	0	253	1622	0	63	1018	19	145	145	3	37
Denmark	547	6	119	1615	621	219	448	0	98	458	49	127	330	0	112	456	0	101	4197	88	121	2898	103	87	1849	53	58	78	16	19
Djibouti	1577	141	209	2049	937	311	1629	11	175	1325	93	147	2774	227	259	2045	161	119	4341	0	47	6278	227	19	3672	11	1	308	123	3
Dominica	1281	337	207	1986	579	223	967	58	132	1328	30	1162	2830	238	262	1059	290	170	4306	57	115	2857	103	87	3383	125	12	141	15	53
Dominican Republic	1765	106	226	1160	1302	29	897	195	156	634	61	172	2906	249	277	1032	137	147	4031	51	103	1562	0	0	4306	73	195	152	8	27
East Timor	1519	258	196	4043	336	4	842	21	198	2543	0	0	901	14	139	1479	181	128	4306	57	115	2857	103	87	2266	81	62	722		

FAO-code >>>	2511			2805			2513			2514			2515			2516			2517			2518			2520			2531		
Product >>>	Wheat			Rice (Milled Equivalent)			Barley			Maize			Rye			Oats			Millet			Sorghum			Cereals, Other			Potatoes		
Country	Green	Blue	Grey	Green	Blue	Grey	Green	Blue	Grey	Green	Blue	Grey	Green	Blue	Grey	Green	Blue	Grey	Green	Blue	Grey	Green	Blue	Grey	Green	Blue	Grey	Green	Blue	Grey
Ghana	1672	70	189	2404	582	201	469	20	107	2730	1	20	1263	23	101	1764	50	140	3391	0	24	3886	0	21	3941	293	10	150	57	20
Greece	1374	26	131	471	918	12	904	9	143	373	206	104	1294	1	242	1078	169	254	2713	1	6	1526	6	278	2186	181	45	87	91	51
Grenada	1826	116	230	1629	908	236	499	17	117	662	26	150	2126	128	182	1002	322	167	4306	57	115	2857	103	87	3166	116	15	78	16	60
Guatemala	1634	80	232	1777	819	307	879	74	132	2270	19	335	2573	201	239	1061	260	166	4098	66	174	3671	0	0	5059	19	312	157	1	28
Guinea	931	29	57	5672	202	65	554	23	118	3283	9	40	10313	39	314	338	4	97	3245	0	0	4637	0	0	3461	0	0	105	253	5
Guinea-Bissau	1133	53	98	4157	535	73	2346	2	367	3187	1	2	1419	25	99	1479	181	128	3726	0	0	4228	0	0	6623	2	0	200	189	49
Guyana	1829	98	230	2098	641	101	663	76	127	2019	23	914	2946	258	282	1104	350	187	3790	51	128	2857	103	87	3647	105	59	98	4	41
Haiti	1705	95	215	1225	1362	203	758	106	137	3444	43	61	2801	234	264	1333	511	210	4306	57	115	5373	0	0	3591	130	10	131	2	6
Honduras	1839	106	229	1232	1185	506	1120	84	126	2234	37	309	2495	189	228	1333	331	163	4306	57	115	3887	7	12	3278	100	18	284	15	106
Hungary	936	2	318	1350	892	101	593	1	415	633	2	39	1563	0	2	812	9	1	2470	1	5	1749	0	0	1214	41	3	159	8	142
Iceland	795	20	149	1587	959	238	487	10	138	521	32	143	448	0	127	493	1	100	3882	69	295	2857	103	87	3177	105	10	147	3	127
India	643	1162	294	2190	710	352	1247	780	96	2225	103	195	2891	252	276	1814	151	177	3719	76	233	5694	98	233	3112	100	44	221	36	34
Indonesia	1770	102	159	2333	301	283	1380	15	150	1349	36	319	1670	28	141	1494	181	143	3334	54	324	1309	16	72	3114	73	74	265	2	30
Iran	2198	737	249	934	2267	330	1242	73	219	374	552	324	366	0	176	1479	181	128	3062	0	502	2248	0	347	2266	81	62	36	255	35
Ireland	464	1	102	1167	1142	202	299	3	85	590	87	166	652	3	146	271	0	66	3764	57	182	986	64	108	3321	114	10	94	4	24
Israel	1684	47	210	1558	1192	102	906	22	121	598	79	164	1003	18	102	1900	973	64	2926	43	119	1056	48	74	3420	35	66	45	100	56
Italy	1121	20	149	964	725	13	656	3	149	439	100	160	838	4	275	1025	111	537	2630	27	126	1029	33	187	2817	101	9	114	39	42
Jamaica	1661	78	214	1434	953	207	454	17	113	577	58	187	2693	227	263	1129	151	158	2876	58	297	1054	69	117	2860	611	351	114	25	93
Japan	1726	50	194	927	325	119	1132	36	145	563	62	174	517	2	178	1515	105	169	3009	19	255	1191	62	101	3656	165	654	110	7	33
Jordan	1760	166	192	697	1392	198	2209	432	310	657	71	149	411	1	190	1107	117	119	1357	10	59	269	2	1	4839	45	339	33	148	19
Kazakhstan	3371	24	1	593	4881	320	2285	119	55	647	1063	139	1060	9	16	2163	4294	13	3854	3835	16	1299	1623	5	2689	4372	16	132	106	31
Kenya	1524	120	129	1286	2280	307	1516	3	49	2566	10	53	2966	76	152	3089	181	16	5331	0	0	4256	2	3	3133	125	21	342	0	31
Kiribati	3619	32	186	810	1305	168	1724	5	171	822	739	147	4675	0	520	1458	177	128	4306	57	115	2857	103	87	2266	81	62	88	83	19
Korea, Dem People's Rep	1343	350	178	1968	587	26	1558	93	13	1559	14	48	3362	0	1	1934	185	0	828	0	0	2513	16	41	2038	26	285	356	15	0
Korea, Republic	1747	107	184	1120	192	162	910	6	195	739	63	220	782	6	167	1335	59	154	1836	36	519	1595	43	246	2296	17	1238	128	14	35
Kuwait	1732	127	136	1852	1400	360	1435	34	154	751	141	155	1333	19	179	1285	149	175	3549	63	262	2381	79	126	2830	93	78	31	205	59
Kyrgyzstan	1669	563	20	867	1218	1648	1481	53	38	373	470	57	1215	229	110	970	295	39	1119	0	49	2814	3234	131	2239	2300	48	85	18	21
Laos	3614	15	30	2613	216	2	564	6	133	1632	1	3	1384	24	98	1479	181	128	4306	57	115	2857	103	87	2577	39	293	773	0	0
Latvia	1366	0	156	1791	796	284	1466	1	103	689	55	131	154	0	97	1760	2	116	3045	1	40	2857	103	87	1751	4	106	219	1	74
Lebanon	1854	82	123	965	1205	156	1969	626	99	583	360	126	2587	210	262	1684	251	238	2688	15	146	1212	21	42	4807	20	287	27	282	12
Lesotho	3142	24	8	1204	2734	392	4148	180	11	5444	6	18	1419	25	99	1807	120	0	4306	57	115	7232	0	1	2266	81	62	276	0	0
Liberia	1677	71	134	5369	333	118	591	5	133	938	70	154	1503	27	102	1377	2529	84	4306	57	115	1004	66	111	3031	101	9	70	16	22
Libya	1629	195	185	864	752	269	2395	467	178	558	185	163	1456	26	101	8560	4169	561	2415	1	160	5020	1919	248	3144	181	38	62	131	29
Lithuania	1278	1	45	1644	852	267	1284	1	23	819	57	181	235	1	35	1654	17	33	3696	913	91	2890	103	93	1515	6	34	210	0	8
Luxembourg	716	3	190	1485	769	204	375	1	99	429	21	98	383	1	110	357	0	144	4199	55	110	2857	103	87	800	10	99	110	4	41
Macedonia	1434	3	84	525	1022	320	1232	1	68	816	49	93	1270	0	76	2280	94	97	2702	1	74	1668	0	148	2920	100	12	226	85	41
Madagascar	977	108	116	3836	1272	30	526	7	119	4253	2	3	2002	134	232	1150	439	196	4306	57	115	9298	0	0	3278	124	11	1184	0	33
Malawi	1482	374	346	5086	377	868	909	109	72	3706	1	217	2782	190	355	1129	2042	69	5679	0	0	5422	7	52	2613	151	176	375	0	65
Malaysia	1446	51	164	3284	824	298	1688	42	122	990	53	229	1438	26	109	1843	203	188	2641	49	269	1963	36	92	3338	122	13	135	23	76
Maldives	943	355	226	2301	792	302	1097	74	127	1056	82	186	1372	24	97	1699	157	162	1701	28	77	3851	139	117	3237	116	11	219	38	36
Mali	752	145	44	3317	1870	22	559	11	132	2769	3	5	1370	27	91	1339	2483	80	5333	3	0	4374	4	0	9025	0	0	29	146	0
Malta	1411	42	160	1505	871	209	1085	23	123	744	56	116	3048	3	437	1513	116	267	3601	26	55	2386	80	105	4861	21	288	74	91	34
Mauritania	883	14	78	1476	1111	74	746	30	123	4613	109	22	607	17	217	2169	1779	203	15551	0	0	5789	9	1	3198	128	12	91	6	13
Mauritius	1382	15	66	1522	1876	341	1190	1	144	1127	22	90	1690	28	152	1738	153	167	4085	49	124	2857	103	87	3965	80	93	178	29	74
Mexico	1021	318	203	1115	1047	275	941	376	120	1490	62	308	2693	199	255	1230	937	95	3164	62	308	1063	137	62	4633	35	252	128	102	32
Moldova	1862	56	130	780	1498	384	1034	5	7	1243	115	5	856	10	177	1532	66	158	6032	0	547	3647	0	355	5138	501	558	396	197	5
Mongolia	1631	84	133	883	380	314	946	17	343	934	60	241	2115	64	143	1753	84	711	1736	47	218	2857	103	87	8109	187	288	327	216	100
Morocco	2098	151	110	529	1893	258	3073	3	136	1140	502	148	1474	0	115	3854	4148	173	2138	3	85	2762	241	131	2381	3490	38	132	31	24
Mozambique	1670																													

FAO-code >>>	2511			2805			2513			2514			2515			2516			2517			2518			2520			2531		
Product >>>	Wheat			Rice (Milled Equivalent)			Barley			Maize			Rye			Oats			Millet			Sorghum			Cereals, Other			Potatoes		
	Green	Blue	Grey	Green	Blue	Grey	Green	Blue	Grey	Green	Blue	Grey	Green	Blue	Grey	Green	Blue	Grey	Green	Blue	Grey	Green	Blue	Grey	Green	Blue	Grey	Green	Blue	Grey
Philippines	1660	177	224	2958	337	202	1145	18	135	1918	4	165	1894	40	179	1653	179	187	2317	46	262	1568	42	154	2642	68	151	233	20	87
Poland	1107	1	493	1672	824	242	1001	1	16	704	12	315	1332	0	4	1305	1	1	1979	0	31	1630	16	46	1434	1	0	192	1	79
Portugal	1154	36	155	938	1385	39	822	27	194	600	410	162	2785	0	362	2718	279	365	2724	23	114	1179	64	115	2790	375	133	174	152	48
Romania	1644	44	91	380	1334	361	768	1	146	1011	20	21	1739	0	182	1212	4	227	3361	0	355	2711	0	235	1228	37	87	264	6	84
Russian Federation	2326	31	85	1360	1646	308	2144	52	57	900	345	216	2129	74	60	2586	126	63	3203	157	97	3214	0	89	4532	178	149	296	3	25
Rwanda	3252	62	99	1977	819	102	642	27	109	2112	32	91	2596	208	242	1479	181	128	4049	0	2	3029	0	2	2266	81	62	391	0	0
Saint Kitts and Nevis	1283	287	213	1269	2118	326	403	8	114	509	61	172	2214	140	192	1176	365	183	4306	57	115	2857	103	87	3336	113	10	124	36	112
Saint Lucia	1311	298	209	1939	596	213	447	9	109	501	65	172	2954	257	282	1125	327	165	4306	57	115	2857	103	87	3317	101	9	77	40	130
Saint Vincent/Grenadines	1856	93	229	908	1267	279	462	9	122	854	42	206	2685	209	243	895	205	147	4306	57	115	2857	103	87	3398	111	10	101	27	90
Samoa	1669	72	125	796	710	313	1712	1	163	722	121	101	1626	26	119	1392	203	143	4306	57	115	2857	103	87	1093	28	2	79	0	40
Sao Tome and Principe	1519	172	268	1670	898	196	2361	1	366	1081	46	62	1408	0	598	1479	181	128	4306	57	115	2857	103	87	2266	81	62	166	139	43
Saudi Arabia	312	1032	190	1877	1089	326	972	61	134	677	82	167	1161	22	207	1563	169	153	1689	1625	66	1032	2324	0	3270	92	63	25	237	77
Senegal	742	9	59	2311	726	183	537	9	130	1703	16	61	788	0	72	794	64	14	4910	0	15	3839	0	12	4181	910	0	67	3	25
Serbia and Montenegro	1478	1	7	999	845	197	991	0	191	928	4	53	375	0	278	1438	0	270	1671	0	202	1130	0	143	5196	23	253	402	31	201
Seychelles	1166	347	206	2156	738	345	613	3	123	2742	23	91	1443	23	139	1200	106	477	4306	57	115	2857	103	87	2081	95	5	120	43	39
Sierra Leone	2115	106	259	8276	210	35	531	2	133	2209	53	94	889	8	167	1479	181	128	3751	0	0	5302	0	0	3607	183	108	76	5	28
Slovakia	933	4	160	1098	725	121	998	6	79	771	46	115	215	0	119	1477	296	154	2538	0	233	1235	1	105	1048	167	112	231	12	26
Slovenia	1053	5	472	997	716	51	740	2	540	624	18	131	748	0	347	1066	20	748	2694	11	1342	2937	100	81	2442	83	351	191	5	418
Solomon Islands	2065	20	111	2389	232	296	1606	12	160	969	84	200	4638	1	516	1479	181	128	4306	57	115	2871	104	88	2266	81	62	63	53	27
South Africa	1219	178	114	2327	748	219	979	102	107	1632	34	132	19089	7	603	1460	1377	124	4954	392	206	1301	58	41	1581	1276	183	90	67	67
Spain	1221	36	210	641	1754	18	975	77	230	508	235	152	1507	3	224	1228	1142	309	2487	31	101	898	41	85	2254	814	195	88	62	46
Sri Lanka	1590	197	193	1974	1042	500	704	28	127	1755	63	185	1477	26	106	1498	184	122	5401	21	70	2032	13	38	2930	119	59	255	42	41
Sudan	1254	518	157	979	2175	195	867	165	153	2494	3138	59	805	0	111	1044	430	183	13615	0	1	6170	351	0	3219	133	15	109	205	0
Suriname	1777	134	231	1463	569	114	524	16	132	541	63	180	1772	89	156	788	13	177	3361	58	239	2857	103	87	3383	97	35	76	3	29
Swaziland	956	180	91	1391	5007	7	1263	214	71	3732	14	25	7384	0	204	972	1803	58	5698	490	215	3367	36	24	1556	1319	184	958	41	32
Sweden	491	2	136	1704	845	209	534	0	128	503	50	123	725	0	93	526	0	108	3395	35	108	548	343	300	2195	76	47	97	10	22
Switzerland	844	7	199	1671	826	158	437	1	176	505	15	167	465	2	115	636	12	99	3076	58	236	694	20	14	2647	95	29	96	4	38
Syria	1462	445	205	1270	1212	223	4326	227	851	580	425	152	441	0	181	2359	2714	0	3059	0	0	2959	0	0	8621	200	266	40	136	27
Tajikistan	2988	46	33	579	2299	907	1758	77	336	439	1114	412	1691	837	262	2382	972	109	4095	2941	210	2011	0	325	356	591	62	58	133	65
Tanzania	1876	272	147	3670	583	98	823	33	88	2514	20	41	3590	144	223	2050	187	101	4031	0	0	3799	0	0	2268	146	133	199	1	3
Thailand	1632	53	170	2868	590	134	962	29	134	928	2	123	1252	11	205	1472	172	134	2221	40	249	2232	1	129	3447	47	77	213	7	38
Togo	1237	11	161	2791	394	164	559	16	113	3907	1	29	831	1	62	1475	126	136	5410	0	0	4017	0	0	2238	0	0	102	27	31
Trinidad and Tobago	1929	113	266	1740	789	202	383	9	111	623	59	181	2410	429	153	1351	83	155	4104	54	115	1110	73	123	3444	102	32	109	7	54
Tunisia	1937	62	120	2588	641	180	2197	46	137	616	60	154	587	0	99	24216	13497	1431	2887	0	38	6020	2439	411	1748	2191	19	111	112	22
Turkey	2052	125	192	511	1368	289	1431	17	123	626	116	207	1099	1	164	1683	142	145	2396	21	203	1002	64	110	2511	370	127	57	76	14
Turkmenistan	1227	214	2	1799	5307	6	3026	680	7	1888	4491	61	677	8	134	1996	561	36	4306	57	115	2890	103	93	2269	1441	55	197	289	2
Uganda	1746	104	180	2720	486	158	803	18	91	1911	8	18	2364	169	325	2936	222	29	2452	0	2	2884	1	6	1100	142	2	491	0	0
UK	455	1	151	1329	1093	218	348	2	114	552	80	144	683	2	105	328	4	92	3114	63	138	2325	99	74	2418	79	48	70	15	27
Ukraine	1749	19	75	1149	1128	181	1398	19	23	1059	87	122	1821	15	26	1624	37	25	2963	0	38	2559	0	30	3610	67	56	334	4	36
United Arab Emirates	1159	514	245	1670	2193	345	1624	35	132	756	86	168	1604	52	125	1679	159	157	3528	67	259	4241	152	139	3134	94	45	86	163	78
Uruguay	1861	4	157	1180	971	116	1712	1	106	1286	17	61	1419	25	99	3212	140	194	2529	128	95	1488	1	67	2205	9	257	218	38	28
USA	1842	89	228	763	1296	285	910	204	146	523	63	176	2429	167	236	1136	307	170	3004	61	309	1060	70	118	3337	142	35	55	85	245
Uzbekistan	1503	85	7	700	4433	22	1768	113	4	447	1231	7	1779	14	26	2188	118	56	1483	471	0	913	797	0	767	1745	1	61	164	1
Vanuatu	2329	49	132	1028	823	298	1711	2	166	6787	13	31	1884	15	173	2879	232	279	4306	57	115	2857	103	87	2266	81	62	131	10	37
Venezuela	1601	59	215	1349	523	367	598	29	131	1223	48	170	1027	48	199	1143	324	178	4145	59	139	1327	18	0	4829	11	312	108	31	35
Viet Nam	1098	340	200	1612	252	322	1288	3	151	1250	4	474	2867	8	331	1432	175	132	4076	3	9	3154	75	153	1949	45	99	462	1	47
Yemen	1381	424	201	2270	974	242	1864	3165	35	1177	619	162	1195	18	92	1290	154	136	3995	1866	58	2961	967	37	3169	122	76	122	330	15
Zambia	478	558	59	4044	2692	106	692	297	17	2653	4	125	7059	74	256	1775	3292	106	5873	0	0	5452	3	6	1647	1154	161	349	2	

Country	2532			2533			2534			2535			2536			2537			2541			2542			2543			2546				
	Cassava			Sweet Potatoes			Roots, Other			Yams			Sugar Cane			Sugar Beet			Sugar, Non-Centrifugal			Sugar (Raw Equivalent)			Sweeteners, Other			Beans				
	Green	Blue	Grey	Green	Blue	Grey	Green	Blue	Grey	Green	Blue	Grey	Green	Blue	Grey	Green	Blue	Grey	Green	Blue	Grey	Green	Blue	Grey	Green	Blue	Grey	Green	Blue	Grey	Green	Blue
Albania	528	0	13	298	23	40	344	14	20	341	0	1	132	57	12	109	19	8	1020	398	91	1020	398	91	10298	0	1011	1590	198	0		
Algeria	850	0	13	231	135	7	349	15	22	341	0	1	132	42	11	65	54	24	1048	331	88	1048	331	88	9751	0	918	2492	26	463		
Angola	199	0	1	790	58	2	349	16	23	341	0	1	120	46	10	80	26	24	957	362	77	957	362	77	9410	0	881	1850	1	37		
Antigua and Barbuda	1791	0	2	1131	3	16	1301	11	0	1256	0	0	154	23	7	90	26	24	1208	186	59	1208	186	59	10259	0	983	3945	125	983		
Argentina	2246	0	112	395	40	27	324	13	25	341	0	1	89	27	7	68	37	20	708	216	59	708	216	59	9806	0	944	1107	29	431		
Armenia	550	0	13	324	5	53	385	3	6	341	0	1	133	51	13	74	228	268	1047	446	154	1047	446	154	9900	0	983	900	0	216		
Australia	446	0	32	342	24	33	289	24	67	341	0	1	73	53	16	128	6	66	584	420	124	584	420	124	10679	0	1066	3407	1	530		
Austria	472	0	29	362	37	60	320	17	97	341	0	1	139	57	13	70	4	20	778	197	135	778	197	135	9645	0	908	3691	113	875		
Azerbaijan	550	0	13	324	5	53	348	15	21	341	0	1	137	51	13	100	89	14	1052	445	102	1052	445	102	9697	0	895	850	0	1		
Bahamas	746	0	4	1130	19	211	385	3	6	341	0	1	204	21	10	70	33	27	1616	167	76	1616	167	76	10562	0	1063	1145	403	5780		
Bangladesh	415	0	30	409	0	13	342	14	19	341	0	1	253	48	10	84	24	26	2008	382	80	2008	382	80	3398	0	204	3875	0	172		
Barbados	485	0	134	466	0	168	525	3	271	391	0	214	204	11	5	82	24	23	1314	122	83	1314	122	83	9877	0	930	600	0	417		
Belarus	462	0	33	319	8	46	257	10	43	341	0	1	176	23	8	126	1	88	1262	124	283	1262	124	283	9298	0	855	1395	1	476		
Belgium	462	0	29	338	10	55	389	11	18	341	0	1	140	75	14	38	2	13	811	379	108	811	379	108	9684	0	915	524	11	37		
Belize	554	0	163	693	0	297	966	0	279	731	0	391	248	2	4	82	26	25	1972	14	32	1972	14	32	9426	0	870	3940	0	2489		
Benin	418	0	2	878	0	3	366	0	2	364	0	2	156	53	20	46	1	7	1241	420	157	1241	420	157	10009	0	924	3778	0	24		
Bermuda	550	0	13	296	78	155	166	4	23	341	0	1	140	57	13	82	26	25	1109	455	104	1109	455	104	9308	0	852	1282	451	6473		
Bolivia	629	0	0	1162	54	0	823	52	0	341	0	1	151	9	2	80	26	24	1202	73	20	1202	73	20	9577	0	900	1451	0	0		
Bosnia and Herzegovina	550	0	13	323	7	50	385	3	6	341	0	1	136	55	13	78	5	19	1053	415	104	1053	415	104	9772	0	906	2075	0	417		
Botswana	545	0	13	1869	424	329	320	3	0	341	0	1	99	49	9	82	26	25	783	390	75	783	390	75	10237	0	968	751	812	1481		
Brazil	433	1	17	427	7	21	455	7	24	455	7	24	122	5	10	40	59	12	968	44	80	968	44	80	10059	0	977	2761	62	440		
Brunei Darussalam	614	0	10	521	2	27	1923	2	71	341	0	1	147	109	16	82	26	25	1131	826	135	1131	826	135	9665	0	910	3757	118	923		
Bulgaria	387	0	28	327	11	55	385	3	6	341	0	1	156	28	9	102	48	17	1128	260	90	1128	260	90	9558	0	893	3254	0	0		
Burkina Faso	2664	0	32	728	1	8	603	4	8	604	4	8	109	46	23	81	26	25	867	364	184	867	364	184	9549	0	959	3945	125	983		
Burundi	419	0	0	650	0	0	852	1	0	560	0	0	95	41	2	82	26	25	752	326	13	752	326	13	9393	0	861	3060	0	2		
Cambodia	634	0	0	1372	0	0	273	0	0	341	0	1	276	61	6	80	26	24	2133	475	55	2133	475	55	10063	0	928	4649	0	1		
Cameroon	634	0	2	883	2	3	765	1	3	498	1	2	934	12	6	69	10	15	7426	92	50	7426	92	50	9756	0	924	3142	0	20		
Canada	431	0	29	279	42	441	299	10	48	341	0	1	143	29	11	73	25	50	1077	226	120	1077	226	120	10193	0	985	1148	6	868		
Cape Verde	306	0	0	699	197	0	348	15	22	341	0	1	161	69	11	72	16	30	1237	525	95	1237	525	95	9257	0	853	466	0	1		
Central African Republic	1749	0	0	324	5	53	801	0	0	598	0	0	963	18	5	82	26	25	7653	143	39	7653	143	39	10259	0	983	3945	125	983		
Chad	715	0	0	1988	6	0	605	1	0	471	0	0	124	123	1	82	26	25	982	975	10	982	975	10	9441	0	869	5629	0	0		
Chile	475	0	14	394	630	769	161	17	39	341	0	1	110	18	6	39	72	12	524	412	77	524	412	77	9630	0	930	856	26	3631		
China	368	0	56	242	4	55	255	8	70	341	0	1	173	15	28	148	0	82	1353	110	264	1353	110	264	9738	0	914	1902	0	805		
Colombia	599	0	3	1087	194	0	304	3	3	322	1	3	125	9	1	6	2	2	991	68	6	991	68	6	9838	0	937	2639	0	32		
Comoros	882	0	0	2624	0	0	936	0	0	995	0	0	6	333	37	14	84	24	25	1060	294	113	1060	294	113	9795	0	935	762	34	0	
Congo, Dem Republic	601	0	0	465	0	0	273	0	0	365	0	0	150	30	1	72	24	22	1188	240	6	1188	240	6	9533	0	874	3405	0	1		
Congo, Republic	396	0	0	312	5	1	199	2	1	408	0	1	149	51	1	7199	6	9	1230	406	9	1230	406	9	9232	0	844	2426	1	21		
Costa Rica	522	0	5	403	6	51	324	4	8	300	6	6	140	24	6	82	26	25	1111	194	48	1111	194	48	9562	0	891	6078	1	154		
Côte d'Ivoire	974	0	2	2268	0	6	532	1	2	472	1	2	159	33	10	82	26	25	1267	261	79	1267	261	79	9598	0	907	3059	0	15		
Croatia	535	0	2	326	5	51	385	3	6	341	0	1	134	45	12	110	1	24	952	152	150	952	152	150	10021	0	1003	911	0	47		
Cuba	1653	0	0	949	7	0	857	1	0	653	0	0	354	50	2	81	27	25	2814	394	17	2814	394	17	10802	0	1080	3909	0	0		
Cyprus	520	0	12	248	194	73	79	153	23	341	0	1	139	57	13	54	26	11	1096	452	104	1096	452	104	9696	0	896	1112	4425	582		
Czech Republic	420	0	26	300	39	16	220	6	249	341	0	1	140	57	13	83	1	19	731	73	143	731	73	143	9601	0	892	2301	40	324		
Denmark	522	0	19	302	7	55	347	15	21	341	0	1	129	97	17	65	5	16	766	401	128	766	401	128	9648	0	909	3507	114	883		
Djibouti	550	0	13	474	25	3	385	3	6	341	0	1	120	50	6	48	309	41	955	399	50	955	399	50	9610	0	899	6530	1477	0		
Dominica	972	0	9	1346	0	20	546	0	7	313	0	5	222	33	10	81	27	25	1765	262	80	1765	262	80	9626	0	890	3945	125	983		
Dominican Republic	1058	0	0	882	13	2	883	6	0	695	4	0	257	93	1	86	26	26	2040	740	6	2040	740	6	9707	0	917	4397	0	0		
East Timor	905	0	0	1321	0	0	783	0	0	341	0	1	215	41	7	82	26	25	1707	326	54	1707	326	54	25013	0	3338	2109	0	0		
Ecuador	751	0	0	1538	275	0	781	348	0	341	0	1	105	70	3	489	0	0	836	556	27	836	556	27	9373	0	865	4188	557	0		
Egypt	422	0	31	63	122	112	39	144	108	341	0	1	45	118	19	16	165	51	333	977	177	333	977	177	9433	0	880	316	1892	991		
El Salvador	578	0	3	542	147	14	448	0	2	341	0	1	146	6	17	80	26	24	1157	46	138	1157	46	138	9274	0	854	4146	0	41		
Eritrea</																																

FAO-code >>>	2532			2533			2534			2535			2536			2537			2541			2542			2543			2546		
Product >>>	Cassava			Sweet Potatoes			Roots, Other			Yams			Sugar Cane			Sugar Beet			Sugar, Non-Centrifugal			Sugar (Raw Equivalent)			Sweeteners, Other			Beans		
	Green	Blue	Grey	Green	Blue	Grey	Green	Blue	Grey	Green	Blue	Grey	Green	Blue	Grey	Green	Blue	Grey	Green	Blue	Grey	Green	Blue	Grey	Green	Blue	Grey	Green	Blue	Grey
Ghana	540	0	1	2520	1	4	310	0	1	229	0	0	146	21	12	81	23	23	1159	165	92	1159	165	92	10025	0	924	3533	76	759
Greece	523	0	3	160	97	8	346	14	20	341	0	1	116	75	15	48	54	11	521	473	94	521	473	94	10059	0	946	728	301	1
Grenada	1196	30	0	1850	0	0	591	5	0	1797	0	0	166	30	7	86	26	26	1117	230	103	1117	230	103	10004	0	950	3330	0	0
Guatemala	2826	0	0	542	23	221	349	16	23	341	0	1	128	13	4	79	26	24	1016	101	29	1016	101	29	9831	0	925	4444	0	0
Guinea	929	0	0	1569	0	0	531	0	0	388	0	0	161	29	8	65	10	15	1277	227	66	1277	227	66	9908	0	930	3945	125	983
Guinea-Bissau	450	0	0	324	5	53	466	0	0	341	0	1	148	55	11	82	26	25	1173	434	84	1173	434	84	9795	0	935	3945	125	983
Guyana	535	0	255	2436	0	1777	337	0	359	363	0	303	166	19	4	82	26	25	1318	155	28	1318	155	28	10229	0	954	1932	323	4458
Haiti	1649	0	0	1471	15	0	805	7	0	682	1	0	168	18	2	82	26	25	1334	143	17	1334	143	17	9930	0	961	3738	35	30
Honduras	1520	0	9	722	4	7	404	10	6	341	0	1	149	7	10	60	18	19	1186	57	77	1186	57	77	9441	0	876	4252	3	61
Hungary	513	0	13	361	62	82	327	21	20	341	0	1	138	55	13	95	1	20	779	37	158	779	37	158	9300	0	854	1851	109	1
Iceland	526	0	12	218	176	285	343	14	19	341	0	1	139	57	13	55	0	10	1103	452	104	1103	452	104	9790	0	908	536	1	10
India	258	0	24	587	12	67	260	11	43	341	0	1	122	140	17	86	8	36	966	1108	133	966	1108	133	14202	0	1616	8801	167	1632
Indonesia	421	0	28	564	17	37	518	36	71	341	0	1	166	48	12	57	93	35	1292	390	103	1292	390	103	22143	0	2870	3348	105	407
Iran	450	0	23	320	5	50	385	3	6	341	0	1	110	22	12	54	346	46	734	993	182	734	993	182	9713	0	924	767	1451	470
Ireland	569	0	17	307	34	67	346	14	19	341	0	1	111	150	21	76	1	33	749	626	214	749	626	214	9806	0	927	368	0	1
Israel	401	0	29	53	188	0	336	13	31	341	0	1	139	57	13	61	5	10	1075	432	103	1075	432	103	9688	0	900	1129	32	42
Italy	448	0	28	315	26	23	348	14	19	341	0	1	115	117	17	89	14	16	806	497	130	806	497	130	9780	0	928	1280	4	29
Jamaica	409	0	21	290	3	25	238	1	25	248	1	25	188	24	4	79	28	24	1474	193	38	1474	193	38	9961	0	935	2185	43	478
Japan	439	0	32	155	0	13	222	1	70	148	1	1	159	40	11	74	1	18	1150	266	98	1150	266	98	9908	0	973	1463	30	18
Jordan	550	0	13	68	124	110	545	38	74	341	0	1	142	49	12	91	1	75	1129	388	100	1129	388	100	9630	0	892	3912	123	978
Kazakhstan	553	0	13	328	5	54	385	3	6	341	0	1	154	26	10	125	157	44	1168	464	147	1168	464	147	9467	0	871	1915	1	365
Kenya	431	0	0	398	12	0	326	7	0	427	8	0	96	18	4	83	24	25	759	144	33	759	144	33	9685	0	963	8319	0	0
Kiribati	416	0	0	676	0	0	371	0	0	341	0	1	162	24	15	96	24	29	1251	188	129	1251	188	129	9795	0	935	3945	125	983
Korea, Dem People's Rep	471	0	34	300	0	0	260	11	43	341	0	1	186	33	7	167	5	33	1468	248	67	1468	248	67	9847	0	906	3178	1	0
Korea, Republic	513	0	37	218	0	16	317	15	49	341	0	1	144	45	10	78	70	32	1137	365	86	1137	365	86	9520	0	884	2822	5	73
Kuwait	377	0	27	184	113	103	369	14	23	341	0	1	138	57	13	81	50	33	1094	455	106	1094	455	106	9386	0	866	5969	124	1254
Kyrgyzstan	550	0	13	324	5	53	385	3	6	341	0	1	170	48	11	88	47	18	1046	378	116	1046	378	116	10180	0	949	883	96	167
Laos	690	0	1	698	1	0	259	10	43	341	0	1	266	53	4	92	25	28	2109	423	31	2109	423	31	9664	0	938	3028	0	2
Latvia	424	0	29	327	5	53	385	3	6	341	0	1	171	42	10	98	0	11	980	118	82	980	118	82	9617	0	887	1056	0	544
Lebanon	754	0	1	59	113	104	104	31	0	341	0	1	138	57	13	72	78	6	1018	478	94	1018	478	94	9792	0	913	452	0	2
Lesotho	422	0	31	324	5	53	385	3	6	341	0	1	137	54	13	82	26	25	1090	427	104	1090	427	104	9795	0	935	1938	0	13
Liberia	1487	0	0	546	0	0	611	0	0	563	0	0	1029	9	2	57	45	15	8176	73	19	8176	73	19	9111	0	829	3945	125	983
Libya	550	0	13	324	5	53	385	3	6	341	0	1	136	49	12	73	14	12	1078	390	98	1078	390	98	10056	0	965	444	830	205
Lithuania	459	0	18	387	72	87	385	3	6	341	0	1	134	42	12	107	0	8	907	90	74	907	90	74	9355	0	861	1111	0	1
Luxembourg	532	0	13	314	5	52	344	14	20	341	0	1	137	58	13	52	2	15	960	371	105	960	371	105	9806	0	918	694	1	5
Macedonia	520	0	12	281	26	41	385	3	6	341	0	1	132	35	12	77	30	33	869	263	164	869	263	164	9777	0	903	1020	0	221
Madagascar	1112	0	0	1153	1	0	983	4	0	341	0	1	262	38	5	51	2	14	2080	298	43	2080	298	43	9938	0	923	1610	0	0
Malawi	511	0	0	1294	650	528	385	3	6	341	0	1	64	68	4	64	169	28	513	539	36	513	539	36	9977	0	928	1629	1	6
Malaysia	594	0	31	432	4	34	585	15	57	341	0	1	125	41	12	81	26	25	990	323	95	990	323	95	10340	0	981	1943	12	936
Maldives	64	0	1	1794	441	259	553	22	33	341	0	1	141	67	13	76	24	23	849	353	144	849	353	144	10749	0	1063	5574	63	891
Mali	369	0	0	415	5	0	438	24	1	442	24	0	115	79	8	45	1	9	918	624	65	918	624	65	9945	0	957	3945	125	983
Malta	550	0	13	327	106	53	385	3	6	341	0	1	139	52	13	64	1	13	1097	409	101	1097	409	101	9669	0	893	571	0	337
Mauritania	430	0	31	4041	45	0	512	0	0	512	0	0	127	37	11	87	27	26	1010	297	86	1010	297	86	9773	0	978	2749	0	0
Mauritius	413	0	44	512	1	171	554	10	189	341	0	1	139	7	1	71	23	22	1108	53	8	1108	53	8	9890	0	946	10460	199	1951
Mexico	522	0	22	231	46	43	96	25	11	341	0	1	138	32	14	72	34	22	1097	258	114	1097	258	114	10375	0	1011	4368	174	475
Moldova	522	0	5	319	5	50	385	3	6	341	0	1	174	35	10	161	24	36	1297	202	257	1297	202	257	9572	0	879	2440	67	0
Mongolia	512	0	37	417	11	133	385	3	6	341	0	1	166	23	23	130	4	55	1227	132	265	1227	132	265	9154	0	832	1225	28	145
Morocco	403	0	29	251	64	30	205	41	71	341	0	1	112	32	11	33	85	20	679	392	109	679	392	109	9675	0	911	1924	539	765
Mozambique	1077	0	3	805	5	2	591	8	3	341	0	1	270	79	10	86	27	26	2124	623	81	2124	623	81	10052	0	955	870	940	1716
Myanmar	725	0	0	855	4	0	259	10	43	341	0	1	244	6	4	82	26	25	1937	49	30	1937	49	30	5745	0	12	3605	0	0
Namibia	542	0	13	1212	706	576	279	3	9	341	0	1	73	62	5	82	26	25	582	483	48	582	483	48	10085	0	938</			

FAO-code >>>	2532			2533			2534			2535			2536			2537			2541			2542			2543			2546		
Product >>>	Cassava			Sweet Potatoes			Roots, Other			Yams			Sugar Cane			Sugar Beet			Sugar, Non-Centrifugal			Sugar (Raw Equivalent)			Sweeteners, Other			Beans		
	Green	Blue	Grey	Green	Blue	Grey	Green	Blue	Grey	Green	Blue	Grey	Green	Blue	Grey	Green	Blue	Grey	Green	Blue	Grey	Green	Blue	Grey	Green	Blue	Grey	Green	Blue	Grey
Philippines	862	0	77	1028	1	139	851	2	124	820	0	129	160	21	4	59	1	15	1275	168	30	1275	168	30	9713	0	919	4171	0	846
Poland	501	0	29	234	105	138	265	11	42	341	0	1	139	56	13	92	1	75	747	25	577	747	25	577	9481	0	883	1146	0	1
Portugal	449	0	32	426	184	0	241	24	9	163	31	0	134	71	9	48	70	23	949	566	87	949	566	87	9780	0	924	3242	0	1
Romania	428	0	28	321	6	56	350	16	22	341	0	1	159	23	9	180	8	26	1318	141	119	1318	141	119	9116	0	828	1772	0	905
Russian Federation	418	0	31	314	49	57	385	3	6	341	0	1	199	28	7	167	13	44	1502	183	149	1502	183	149	9751	0	906	1700	34	213
Rwanda	780	0	0	773	1	0	1149	3	0	1260	0	0	148	26	4	82	26	25	1173	206	34	1173	206	34	10260	0	976	3588	0	2
Saint Kitts and Nevis	540	0	13	1737	1	14	1549	5	17	1152	0	10	212	3	1	82	26	25	1686	26	6	1686	26	6	9955	0	932	3945	125	983
Saint Lucia	47	0	0	9	0	0	55	0	1	21	0	0	161	24	5	76	24	23	1262	194	43	1262	194	43	9757	0	907	1224	431	6180
Saint Vincent/Grenadines	1159	0	0	3098	0	0	427	0	0	471	0	0	216	21	4	82	27	25	1668	167	42	1668	167	42	9437	0	867	3945	125	983
Samoa	516	0	0	248	30	0	1282	0	1	1219	0	1	87	52	15	79	26	24	689	411	118	689	411	118	10201	0	954	3945	125	983
Sao Tome and Principe	668	0	0	1302	55	6	381	0	0	449	0	0	122	64	10	95	1	78	815	145	471	815	145	471	9795	0	935	3945	125	983
Saudi Arabia	511	0	35	204	110	92	292	36	51	341	0	1	123	33	15	102	32	56	980	263	122	980	263	122	9837	0	946	3317	118	789
Senegal	754	2	10	405	11	4	389	4	7	341	0	1	73	59	6	40	53	20	580	467	51	580	467	51	9615	0	894	3945	125	983
Serbia and Montenegro	550	0	13	325	5	49	385	3	6	341	0	1	157	53	11	120	2	32	1029	117	211	1029	117	211	9593	0	893	2103	0	1657
Seychelles	1159	381	0	380	11	0	322	10	41	341	0	1	148	37	11	81	27	25	1179	296	84	1179	296	84	9692	0	930	8676	174	1660
Sierra Leone	1649	0	0	1744	0	0	2013	0	0	341	0	1	124	36	7	73	21	22	982	282	59	982	282	59	9465	0	874	3945	125	983
Slovakia	538	0	13	259	32	57	349	15	22	341	0	1	139	57	13	90	11	12	808	173	96	808	173	96	9298	0	855	1742	5	52
Slovenia	520	0	12	303	13	37	260	11	43	341	0	1	133	52	13	89	0	31	919	252	157	919	252	157	9807	0	921	1215	0	4970
Solomon Islands	454	0	0	289	0	0	187	0	0	154	0	0	201	12	14	82	26	25	1594	92	109	1594	92	109	9795	0	935	3945	125	983
South Africa	407	0	29	1192	698	569	264	11	42	341	0	1	118	29	13	77	27	24	938	234	103	938	234	103	11385	0	1183	774	835	1524
Spain	440	0	32	244	136	6	168	58	7	341	0	1	105	118	17	42	56	21	632	742	147	632	742	147	9810	0	935	1937	211	1
Sri Lanka	768	0	2	637	236	0	268	11	41	341	0	1	151	69	9	81	23	25	1200	547	72	1200	547	72	9703	0	915	3428	0	0
Sudan	2938	0	0	107	28	0	417	0	0	417	0	0	34	219	15	49	0	13	273	1739	116	273	1739	116	9456	0	883	1305	281	3
Suriname	320	0	59	313	0	79	395	1	151	341	0	1	216	17	16	88	20	26	1718	132	128	1718	132	128	10259	0	983	3945	125	983
Swaziland	548	0	13	3142	50	2	479	9	0	341	0	1	55	66	0	77	26	24	439	524	1	439	524	1	10278	0	963	1963	22	41
Sweden	422	0	27	257	7	66	368	11	37	341	0	1	139	57	13	75	3	19	660	74	146	660	74	146	9868	0	937	1352	1	8
Switzerland	488	0	31	346	70	56	366	14	18	341	0	1	140	55	13	52	0	17	847	274	115	847	274	115	9775	0	927	3868	95	741
Syria	550	0	13	324	5	53	385	3	6	341	0	1	135	46	12	74	59	27	957	391	122	957	391	122	9268	0	860	590	113	0
Tajikistan	550	0	13	324	5	53	385	3	6	341	0	1	138	56	13	103	4	69	1092	435	113	1092	435	113	9795	0	935	797	1624	601
Tanzania	390	0	0	1812	12	2	570	4	0	570	4	0	96	15	4	82	23	24	766	116	37	766	116	37	9384	0	860	1586	0	0
Thailand	435	0	32	294	3	42	349	15	46	341	0	1	209	43	7	71	23	22	1658	339	52	1658	339	52	9637	0	901	4158	0	678
Togo	744	0	0	1637	1	0	497	1	0	393	1	0	138	49	13	69	17	19	1086	383	101	1086	383	101	9569	0	883	9102	0	0
Trinidad and Tobago	610	0	38	2887	0	7	516	0	46	405	0	44	195	11	4	62	0	14	1548	86	31	1548	86	31	9595	0	910	1691	0	717
Tunisia	257	0	22	324	5	53	385	3	6	341	0	1	154	42	9	44	70	21	1129	357	81	1129	357	81	9858	0	942	2510	102	455
Turkey	460	0	34	326	5	52	435	261	69	341	0	1	88	104	15	57	88	12	473	708	100	473	708	100	9876	0	940	985	169	249
Turkmenistan	550	0	13	324	5	53	385	3	6	341	0	1	136	56	13	157	51	9	1154	430	89	1154	430	89	9241	0	846	1437	0	260
Uganda	460	0	0	794	0	1	342	14	19	341	0	1	124	7	3	80	30	27	988	59	24	988	59	24	9674	0	892	5642	0	5
UK	487	0	21	957	59	181	376	13	22	341	0	1	148	57	10	69	5	19	962	314	103	962	314	103	9734	0	922	3786	213	1234
Ukraine	461	0	33	301	9	53	385	3	6	341	0	1	147	21	10	183	3	14	1399	48	104	1399	48	104	9275	0	854	1371	0	248
United Arab Emirates	413	0	26	490	76	52	341	15	28	341	0	1	126	25	11	81	41	35	1003	198	88	1003	198	88	10360	0	1018	4957	84	784
Uruguay	480	1	21	559	17	4	349	16	22	341	0	1	126	10	10	69	34	21	998	76	83	998	76	83	9642	0	892	2526	0	52
USA	476	0	22	254	53	558	296	28	262	341	0	1	163	30	11	69	37	21	1043	258	114	1043	258	114	9848	0	954	1219	427	6126
Uzbekistan	550	0	13	324	5	53	385	3	6	341	0	1	139	56	13	144	7	40	1109	412	122	1109	412	122	9363	0	858	1403	0	254
Vanuatu	550	0	13	324	5	53	326	0	0	341	0	1	76	54	16	77	26	24	603	431	127	603	431	127	25013	0	3338	3945	125	983
Venezuela	508	0	2	443	23	10	420	58	3	388	36	3	152	40	9	125	5	5	1206	321	73	1206	321	73	9736	0	931	3681	60	33
Viet Nam	564	0	40	686	1	71	336	19	67	341	0	1	214	36	21	131	7	24	1686	285	167	1686	285	167	9297	0	853	4163	0	656
Yemen	2202	0	10	237	137	20	609	12	56	341	0	1	133	33	11	69	20	21	1043	263	90	1043	263	90	9766	0	910	1235	898	239
Zambia	924	0	0	326	2	0	385	3	6	341	0	1	37	91	0	77	25	23	297	720	1	297	720	1	9629	0	893	736	796	1453
Zimbabwe	1308	0	0	2722	48	0	463	21	13	341	0	1	42	77	0	84	27	26	333	615	3	333	615	3	9728	0	904	959	30	0
World average	550	0	13	324	5	53	385	3	6	341	0	1	139	57	13	82	26	25	1055	412	115	1055	412	115	9795	0	935	3945	125	983

Country	2547			2549			2551			2555			2556			2557			2558			2559			2560			2561				
	Product >>>			Pulses, Other			Nuts			Soyabeans			Groundnuts (Shelled Eq)			Sunflowerseed			Rape and Mustardseed			Cottonseed			Coconuts - Incl Copra			Sesameseed				
	Green	Blue	Grey	Green	Blue	Grey	Green	Blue	Grey	Green	Blue	Grey	Green	Blue	Grey	Green	Blue	Grey	Green	Blue	Grey	Green	Blue	Grey	Green	Blue	Grey	Green	Blue	Grey	Green	Blue
Albania	871	133	3	4537	232	301	4943	2577	0	1353	94	7	2818	245	135	2575	128	416	1856	245	340	433	440	81	2586	1	16	4949	1937	542		
Algeria	1545	12	572	2215	74	784	4841	1792	277	1760	251	18	2222	144	320	2898	68	173	1251	333	179	430	442	117	3018	0	9	9870	1002	363		
Angola	1028	45	3513	2010	148	908	15304	1264	19	2017	48	27	17315	7	69	5668	507	130	1810	125	213	1396	11	91	2402	2	15	12514	786	65		
Antigua and Barbuda	1347	31	1321	2500	201	1060	7016	1367	680	1936	71	29	2924	284	259	3140	114	384	2886	21	386	300	361	19	2677	0	86	8992	575	452		
Argentina	1278	23	371	1097	16	482	3053	900	11	2100	5	11	4796	65	41	2673	11	26	3337	3	57	1539	46	68	3258	0	12	8191	358	200		
Armenia	1320	14	851	3379	702	1777	5783	3773	543	1656	162	55	2681	101	471	3626	25	2519	1571	150	261	306	755	66	2176	0	94	8460	509	403		
Australia	1478	0	498	1403	1	487	2028	1403	109	1767	67	11	2659	767	297	3615	10	362	2104	1	422	422	444	88	3462	0	14	7705	244	506		
Austria	821	0	2	1285	55	679	2304	102	0	1865	51	154	3279	238	238	1950	19	523	1640	8	214	673	448	130	2878	1	12	8887	468	400		
Azerbaijan	888	71	233	1516	108	137	4240	1748	1	1442	710	39	1164	9	52	2840	28	105	1615	205	332	425	1137	118	2498	0	9	4395	2368	543		
Bahamas	932	39	3968	3326	161	398	7016	1367	680	1584	91	10	1912	359	286	3119	109	366	2864	21	383	622	425	58	2837	2	16	8737	541	428		
Bangladesh	1717	3	551	3595	63	292	20154	0	198	2217	11	18	5174	21	200	5427	346	284	3143	224	300	993	474	167	3774	0	42	4696	0	229		
Barbados	1344	22	2082	2367	11	1868	7016	1367	680	1609	88	13	1696	309	264	3269	315	362	2652	17	401	719	298	125	4715	0	474	8342	480	388		
Belarus	1406	2	396	1121	3	332	2439	0	316	2236	21	129	2199	132	317	3119	18	94	3978	2	1060	504	625	89	2662	2	15	9867	1181	386		
Belgium	653	19	193	1988	105	1119	1498	6	0	2005	51	29	4691	146	131	2481	74	273	1161	3	174	667	475	151	2852	1	10	8812	539	350		
Belize	2280	1	1382	2225	219	694	5570	97	1218	1908	126	133	4922	1	2000	4315	1	58	2576	19	345	699	290	96	3142	0	491	7902	490	188		
Benin	849	31	3092	1295	1	60	37054	5	83	2407	51	49	6786	0	30	1571	204	439	1977	11	260	1399	29	40	5741	0	11	6392	0	28		
Bermuda	971	45	3595	2382	80	1007	7016	1367	680	2166	0	15	1980	399	288	3771	26	170	2362	1	308	2188	7	19	3368	0	5	4298	52	710		
Bolivia	1181	5	492	1604	2	707	3521	79	0	2901	0	8	5698	0	80	5093	0	0	2161	82	421	1292	145	92	2691	2	16	8460	509	403		
Bosnia and Herzegovina	1268	3	566	1727	116	466	5189	0	22	2002	24	141	2184	206	279	1994	10	941	1699	3	2068	484	374	120	2621	2	16	6683	1207	450		
Botswana	1378	368	1017	4806	11	29	7016	1367	680	1951	48	159	11837	238	61	2970	31	54	2039	154	348	825	652	54	2658	2	16	8992	575	452		
Brazil	1168	16	722	2415	212	1049	22896	4114	794	2186	1	15	4000	6	18	3407	8	59	2832	11	114	1026	93	130	1214	23	3	7104	132	98		
Brunei Darussalam	2101	124	813	2167	196	719	7016	1367	680	2166	85	49	2559	162	147	3078	159	209	1925	287	368	544	161	202	6592	0	258	8335	519	423		
Bulgaria	1329	2	8	2057	63	467	7046	73	0	2115	67	29	4733	121	120	3065	12	30	2470	13	86	312	473	52	3234	1	22	10182	834	425		
Burkina Faso	788	7	626	5891	8	135	15579	820	158	3315	42	175	7361	1	63	1298	61	497	1513	76	254	1564	1	11	1366	0	13	9081	21	109		
Burundi	1638	1	109	1871	34	100	7016	1367	680	3927	19	26	6196	3	46	11031	1	0	1774	171	320	1907	97	79	5299	0	15	8460	509	403		
Cambodia	1072	1	616	1856	142	628	7923	0	0	3842	2	2	8101	0	2	2827	120	239	2074	6	71	574	141	200	2462	0	0	8000	0	1		
Cameroon	978	44	4435	2978	5	33	33720	2	45	2555	66	57	9284	0	36	1470	46	477	1217	70	185	1338	8	18	2878	0	8	31875	58	126		
Canada	1198	1	746	2272	9	1214	7016	1367	680	1492	40	20	2512	283	225	2837	750	370	2699	1	361	744	301	117	3227	0	11	8706	230	610		
Cape Verde	994	145	212	10079	70	190	7016	1367	680	2028	76	37	1832	24	50	5285	3188	12	1114	0	323	637	262	156	1954	0	0	8460	509	403		
Central African Republic	1198	19	1333	852	0	5	7016	1367	680	2028	115	62	5381	0	0	1275	11	541	1470	213	281	2253	2	1	2669	2	16	3893	0	0		
Chad	979	21	2379	952	0	33	7016	1367	680	2078	39	54	6776	0	0	2322	73	96	1431	0	222	2623	2	1	2669	2	16	13024	21	0		
Chile	1190	25	2732	919	16	2743	4411	2671	1582	2379	8	13	4485	61	42	2822	10	42	1040	0	298	882	144	147	2902	1	14	9125	432	218		
China	1958	0	848	1387	1	732	2487	91	359	2237	129	106	1999	125	368	2270	335	458	1492	8	469	532	186	181	2093	0	35	4525	66	680		
Colombia	1674	1	523	2295	62	936	3871	63	0	2357	20	14	3324	42	80	3917	9	26	2222	0	241	979	150	231	1694	0	0	5649	45	4		
Comoros	1453	33	493	4785	0	1	7016	1367	680	1911	130	70	851	0	0	1767	53	435	1286	66	179	1891	554	229	5248	0	0	8460	509	403		
Congo, Dem Republic	2654	21	897	2834	12	74	7016	1367	680	3561	23	17	4381	0	1	3493	60	112	2118	204	361	3303	10	4	4888	1	6	3088	0	1		
Congo, Republic	1795	2	243	1892	55	224	7016	1367	680	1937	96	52	4948	0	6	2417	126	294	1482	112	220	1499	7	34	2883	0	1	3424	51	5		
Costa Rica	1161	23	2727	2072	225	814	18943	1067	0	1635	87	10	1964	17	13	2857	133	141	2376	2	558	665	227	94	2556	0	3	6981	59	210		
Cote d'Ivoire	1086	23	1921	2158	16	226	21093	92	28	2079	85	181	6057	0	170	2334	195	296	1396	52	280	1277	17	22	1405	0	13	8369	2	210		
Croatia	3005	3	224	1513	93	490	5379	10	101	2030	20	155	2782	302	253	2526	9	921	2139	7	837	753	452	149	3092	1	13	11657	399	496		
Cuba	1180	5	1011	1611	36	662	7016	1367	680	1998	55	12	25	1	1	2687	80	83	2656	53	370	534	290	114	3865	0	0	6767	833	369		
Cyprus	666	333	475	1806	888	970	10516	21645	1720	1799	244	13	335	114	49	2825	138	127	1174	29	170	643	384	159	2852	0	23	12956	323	547		
Czech Republic	1049	0	6	1900	24	664	3560	101	0	2044	28	198	3430	144	260	1897	17	362	1579	0	687	643	486	120	2925	1	13	12938	292	565		
Denmark	582	1	11	919	41	960	4405	8	0	2073	13	65	3149	252	225	2881	34	110	1293	0	169	698	367	148	2903	1	13	8657	412	451		
Djibouti	1164	27	2969	2347	150	1065	7016	1367	680	2033	252	36	4645	49	56	2210	534	244	1473	130	234	1739	943	1	3026	0	69	8347	29	0		
Dominica	1259	25	2745	4072	60	1057	7016	1367	680	2019	71	37	2927	279	256	3017	148	201	1774	171	320	639	271	129	4385	0	18	8460	509	403		
Dominican Republic	1589	2	512	2817	88	238	50771	250	0	1893	46	11	381	38	28	2699	36	51	2712	12	368	647	298	66	2950	0	0	9591	202	764		
East Timor	840	0	0	1254	0	526	7016	1367	680	3908	0	0	5	0	0	3017	148															

FAO-code >>>	2547			2549			2551			2555			2556			2557			2558			2559			2560			2561		
Product >>>	Peas			Pulses, Other			Nuts			Soyabeans			Groundnuts (Shelled Eq)			Sunflowerseed			Rape and Mustardseed			Cottonseed			Coconuts - Incl Copra			Sesameseed		
	Green	Blue	Grey	Green	Blue	Grey	Green	Blue	Grey	Green	Blue	Grey	Green	Blue	Grey	Green	Blue	Grey	Green	Blue	Grey	Green	Blue	Grey	Green	Blue	Grey	Green	Blue	Grey
Ghana	1096	5	729	8968	0	73	39483	0	20	2154	74	64	6168	0	20	2776	146	218	1109	21	137	1342	95	121	1740	0	2	6645	314	581
Greece	1301	41	177	1832	194	744	2555	798	0	1997	78	26	3258	590	135	2818	190	158	1579	29	226	373	404	50	2847	0	18	9913	830	239
Grenada	1356	2	770	3290	15	238	7016	1367	680	2010	74	33	3334	196	230	3210	142	195	1127	0	287	689	300	90	4265	0	2	8992	575	452
Guatemala	886	20	2025	2068	31	1168	2358	15	0	1649	76	12	3381	1	1	2964	64	185	2534	6	294	609	312	78	3523	0	0	6640	36	708
Guinea	1031	42	4308	1209	1	57	8972	41	0	2028	92	113	6010	2	1	1572	35	465	1065	23	122	1303	100	93	2828	0	1	22188	0	0
Guinea-Bissau	1453	33	493	825	1	3	15442	356	0	2022	71	36	5797	1	0	6281	3829	7	1960	138	161	1267	1	0	1722	0	0	8460	509	403
Guyana	1915	7	1801	1797	50	1796	7016	1367	680	1783	77	20	7655	40	625	4063	37	113	1965	223	346	1145	385	179	2452	0	79	8992	575	452
Haiti	908	28	2753	3561	90	601	7016	1367	680	1846	44	12	3526	214	234	2584	190	217	2337	53	223	99	97	12	3989	0	0	14022	95	0
Honduras	666	1	32	2243	263	724	6286	374	30	1655	78	16	1265	1	1	3002	166	232	2076	1	267	717	231	94	1519	0	0	5196	26	32
Hungary	1132	74	26	2892	146	7782	4887	113	0	2062	34	49	4325	206	103	2166	26	495	2082	38	33	599	412	144	2740	1	16	10742	341	503
Iceland	658	1	25	2203	243	749	7016	1367	680	1963	66	54	3237	285	230	1948	60	486	1247	7	135	728	347	167	2673	2	16	10418	394	478
India	2985	52	630	3938	148	855	11091	1298	692	3350	19	92	4102	486	299	6461	403	269	1652	1467	237	1824	535	269	2462	0	44	14058	202	605
Indonesia	900	0	246	2326	205	668	46615	0	1040	2811	95	54	3832	89	96	3967	172	185	1791	1209	266	667	412	73	2485	0	10	12404	203	582
Iran	976	33	165	4002	4230	1853	3187	9149	775	2102	81	45	2785	162	508	3327	21	531	424	0	48	147	1113	94	3578	2	17	4073	1745	3589
Ireland	919	7	638	1976	217	564	7016	1367	680	1926	43	20	3778	199	211	2643	453	323	1327	22	231	801	387	120	3154	1	10	8400	473	412
Israel	1221	888	690	871	739	227	1855	4236	0	1690	84	30	212	1028	304	2517	348	248	1878	5	157	484	405	104	2956	0	29	7801	198	210
Italy	1197	13	306	1300	68	337	3775	691	21	1922	89	17	5704	273	80	2547	47	196	1497	301	207	552	479	107	2999	0	8	9970	447	411
Jamaica	2800	10	1156	2444	160	559	7016	1367	680	1642	83	12	119	17	19	3226	107	335	2565	58	389	746	307	97	3153	0	18	8533	520	426
Japan	1088	7	839	2079	205	662	7524	11	0	1879	66	22	1451	236	94	3124	120	369	2639	19	372	631	230	179	3157	0	6	8337	371	158
Jordan	723	17	296	1822	197	416	921	1778	143	2410	110	55	2187	694	323	2911	255	206	1530	79	240	356	313	179	3240	0	31	7716	1245	40
Kazakhstan	2068	5	323	1832	30	408	1554	2202	14	1973	69	45	2050	39	137	4119	4	145	5070	8	103	411	558	57	3092	1	10	4105	2278	2016
Kenya	1173	19	2101	3778	11	302	1541	26	0	2231	81	29	3325	1	76	3948	21	23	2005	12	97	2251	135	35	2108	0	3	7164	212	1
Kiribati	1453	33	493	2017	126	741	15993	0	0	2026	65	36	3526	214	234	3017	148	201	1408	0	496	322	393	76	2726	0	0	8460	509	403
Korea, Dem People's Rep	1165	7	1008	2207	60	697	5308	75	0	2588	43	48	2032	125	357	7038	499	323	1557	1185	228	816	48	56	2142	0	97	8138	632	398
Korea, Republic	1092	36	3804	1918	86	1021	3941	62	0	2298	49	35	3076	48	145	4022	183	262	1746	905	326	628	442	142	2923	0	9	6411	542	315
Kuwait	1432	13	1150	3589	313	744	7016	1367	680	3576	46	108	2906	367	324	2793	179	295	1842	992	265	749	399	225	4419	0	12	10115	891	272
Kyrgyzstan	1636	111	210	1571	262	267	3295	2150	201	1602	473	144	1621	0	114	2138	315	144	2779	2	179	336	342	88	1528	0	52	8992	575	452
Laos	1453	33	493	1496	1	4	7016	1367	680	3819	3	3	5636	0	0	2289	302	463	1774	171	320	534	38	1	2301	0	21	6013	2	0
Latvia	1403	1	468	1733	98	661	7016	1367	680	2101	79	146	2842	184	286	3047	36	166	1698	3	364	562	590	102	3041	1	14	11289	338	504
Lebanon	632	1	92	1556	156	466	879	720	0	1572	527	50	1303	1294	216	2348	191	173	2035	97	295	631	441	156	2342	0	90	8093	1627	14
Lesotho	2344	1	97	2270	240	626	7016	1367	680	1897	5	10	3526	214	234	2450	11	24	1146	0	134	1744	5	13	2669	2	16	8460	509	403
Liberia	1050	30	3042	2877	43	656	13346	0	0	2897	44	51	11714	0	0	2748	37	46	1680	76	222	1695	80	26	4254	0	0	8206	453	338
Libya	792	1238	346	1353	1208	546	6516	11339	1094	2488	43	49	1149	2452	54	2693	643	130	1136	0	274	370	452	157	2325	1	57	5664	1082	208
Lithuania	1459	0	11	1331	2	10	7016	1367	680	2157	52	139	2826	183	297	3027	30	174	2281	1	158	613	567	111	2692	1	15	11777	294	521
Luxembourg	759	2	13	1785	151	6942	3120	0	0	2020	73	56	2753	252	250	2834	315	388	1018	3	96	691	409	134	2665	2	16	8344	487	395
Macedonia	1016	0	207	1007	17	241	3684	482	47	1636	40	12	2329	190	324	2530	175	201	2184	13	165	418	502	52	2666	1	38	9756	1000	351
Madagascar	489	0	1	3535	4	34	19132	0	0	2044	44	20	8613	0	0	2451	239	145	1318	44	159	972	352	157	3979	0	3	4298	52	710
Malawi	1667	1	135	1216	1	3	6662	1754	0	1920	43	16	8248	2	323	5887	33	45	2499	114	372	1579	116	77	1764	0	4	8206	453	338
Malaysia	1197	4	471	2000	157	661	7188	0	169	2276	27	34	3490	247	277	2944	59	85	1865	332	313	994	255	194	3495	0	7	10271	238	497
Maldives	2004	41	534	2329	248	713	2537	290	231	2025	68	37	4209	488	302	2978	140	200	2008	109	331	919	327	222	2653	2	16	8344	477	383
Mali	1067	24	2736	8071	15	0	9514	1968	0	2113	120	251	6905	19	0	2471	97	295	1608	0	194	1500	2	5	1421	0	14	11481	75	0
Malta	776	0	189	670	33	270	7016	1367	680	1163	1176	26	2015	205	362	1816	187	427	1187	18	150	612	440	152	2236	1	28	13068	242	607
Mauritania	7293	2	259	4002	4	39	7016	1367	680	1946	250	107	5560	0	6	2291	427	189	1703	165	234	1557	5	6	3297	0	24	8460	509	403
Mauritius	1599	5	529	2781	56	658	7016	1367	680	2212	8	17	4700	116	129	2645	32	40	1857	94	412	1472	446	219	3490	17	448	7896	114	655
Mexico	1439	31	1789	1495	92	350	5930	2732	5	1631	98	10	3016	130	133	2970	84	257	2566	4	342	676	313	78	1624	0	8	7904	391	265
Moldova	1930	63	3	2310	129	175	2457	68	0	2530	80	208	2874	175	255	2849	12	2	3290	0	16	375	696	74	3118	0	13	12574	260	551
Mongolia	1768	39	396	2818	0	1031	2328	803	395	2165	75	105	1911	118	357	2893	39	413	1200	1	225	474	111	195	1904	0	56	8460	509	403
Morocco	2585	349	812	2517	435	837	7961	1356	891	1962	125																			

FAO-code >>> Product >>>	2547			2549			2551			2555			2556			2557			2558			2559			2560			2561		
	Peas			Pulses, Other			Nuts			Soyabeans			Groundnuts (Shelled Eq)			Sunflowerseed			Rape and Mustardseed			Cottonseed			Coconuts - Incl Copra			Sesameseed		
	Green	Blue	Grey	Green	Blue	Grey	Green	Blue	Grey	Green	Blue	Grey	Green	Blue	Grey	Green	Blue	Grey	Green	Blue	Grey	Green	Blue	Grey	Green	Blue	Grey	Green	Blue	Grey
Philippines	1221	24	2810	2937	79	774	7941	0	275	1965	57	23	2052	132	238	3340	126	309	2076	466	306	795	203	179	3262	0	5	7185	178	608
Poland	1122	0	18	1218	1	7	2588	1	0	2035	50	117	3022	188	263	2891	38	199	1492	1	31	589	529	125	3057	0	11	10855	710	516
Portugal	1237	37	206	2262	124	464	8035	788	0	1892	193	15	4121	88	157	2917	509	137	1217	12	182	1011	417	83	3082	0	9	9588	334	481
Romania	1473	1	653	1683	162	711	372	3	71	2017	323	22	2584	275	277	2993	114	124	2947	0	132	472	493	107	3144	1	13	10924	695	601
Russian Federation	1667	56	184	1749	104	206	4513	0	216	2446	48	69	2275	141	444	3414	11	54	2584	32	103	271	885	38	2740	1	11	12216	410	531
Rwanda	2733	16	1318	2527	217	1077	7016	1367	680	5549	31	6	7584	0	43	4274	5	55	1647	185	270	3086	125	47	2656	2	16	8460	509	403
Saint Kitts and Nevis	1043	35	3664	3002	30	570	7016	1367	680	1764	84	21	241	34	27	3792	29	89	2721	20	364	733	307	116	2666	0	6	8460	509	403
Saint Lucia	1115	44	3761	1923	76	3825	7016	1367	680	2001	79	35	1871	339	270	2975	31	130	2197	0	651	619	297	158	86	0	1	8992	575	452
Saint Vincent/Grenadines	1480	54	693	2699	76	483	7016	1367	680	1808	74	27	129	9	9	2864	400	380	2751	0	54	694	318	115	3321	0	2	8460	509	403
Samoa	1761	25	597	1731	0	726	7016	1367	680	2353	98	44	3379	218	228	3614	108	397	1765	230	348	630	259	172	2039	0	0	8460	509	403
Sao Tome and Principe	580	0	7	2328	232	614	7016	1367	680	2027	78	37	4339	296	21	6575	4009	7	1115	0	193	906	273	104	4951	0	0	8460	509	403
Saudi Arabia	1333	30	757	2215	683	588	7016	1367	680	1986	49	24	2552	826	195	2985	131	182	1605	373	270	624	317	187	2912	0	44	7260	1601	61
Senegal	1058	6	545	8845	3	226	12797	2371	143	1835	417	49	5488	0	6	2076	519	339	1159	2	215	1532	135	108	2167	0	5	8576	0	6
Serbia and Montenegro	1147	13	578	850	9	576	3700	27	0	1982	23	45	2326	130	311	1787	4	246	2750	2	302	473	479	133	2821	1	12	10955	761	473
Seychelles	3359	71	593	4398	413	835	7016	1367	680	2459	51	131	3556	392	241	3187	90	159	2685	0	349	630	443	128	2902	403	1	8992	575	452
Sierra Leone	2634	10	1064	1336	0	379	52424	0	0	1697	189	36	8425	0	0	2650	152	153	1481	73	203	643	248	94	12180	0	0	6494	1	1
Slovakia	1234	0	9	2129	30	570	5483	187	0	2077	58	107	2992	166	279	2058	49	448	1807	4	316	557	474	125	2827	1	15	13706	216	591
Slovenia	789	0	2630	2051	187	681	287	8	427	1971	18	84	3370	212	253	2297	18	413	1733	3	971	622	487	111	2933	0	21	9685	450	433
Solomon Islands	2138	0	0	2727	3	8	11424	0	0	1963	71	37	3659	227	234	3070	155	210	2129	0	428	1561	14	56	1774	0	0	11305	161	486
South Africa	1160	79	727	1834	221	1230	1975	2023	0	2224	20	14	3382	549	138	2861	54	101	3246	3	166	1419	164	85	2226	0	9	13155	247	597
Spain	1256	18	602	2538	143	682	11615	1081	0	2011	31	16	2314	190	297	2582	574	162	1509	257	196	564	474	101	2687	0	10	7538	923	484
Sri Lanka	1710	22	625	4118	221	773	17332	0	0	4063	45	148	1731	202	126	3039	140	206	1983	799	291	853	297	211	2920	0	21	7470	1568	249
Sudan	1118	11	907	1428	644	106	7016	1367	680	2533	124	72	7735	562	0	3815	6188	12	1774	171	320	678	1407	217	2702	0	74	7478	1607	0
Suriname	1364	0	825	3179	146	1033	7016	1367	680	1932	65	28	3163	184	1092	2859	128	163	1137	0	126	759	361	150	1476	0	231	4788	108	680
Swaziland	1167	292	2204	3086	70	205	7422	73	0	2403	61	13	5900	156	36	2701	66	123	2214	2	135	564	1161	32	1723	0	4	6491	23	0
Sweden	795	1	65	2172	195	1921	7016	1367	680	2035	51	94	2817	270	243	2624	98	362	1149	2	184	730	369	162	2707	1	14	7548	322	522
Switzerland	654	12	32	2185	175	1666	3177	2	0	1972	77	81	4522	204	116	1967	37	650	1145	1	315	744	402	145	2972	0	10	8480	405	470
Syria	1098	68	504	1645	214	28	1216	838	0	1961	23	17	400	2923	285	2262	618	175	1907	48	177	29	656	57	4169	0	14	7048	3155	289
Tajikistan	2677	2866	1295	1786	2583	1018	4914	5531	1063	1213	1132	123	2610	0	4549	3537	473	2884	1651	95	594	188	1222	13	2669	2	16	5134	2732	2681
Tanzania	2087	15	407	2854	2	30	5143	147	0	2518	24	24	3205	1	1	9795	16	30	2242	23	296	2139	176	66	6355	0	0	8367	43	1
Thailand	1027	2	512	1487	12	585	9339	520	287	2230	28	35	4156	287	231	3522	80	115	1506	499	398	814	358	117	2433	0	23	7059	71	186
Togo	1058	0	616	1300	0	4	7584	78	0	2091	119	75	10078	8	33	1611	43	459	1260	62	208	1413	38	99	2857	0	1	15037	1	2
Trinidad and Tobago	1361	32	820	1890	63	658	7016	1367	680	1769	67	12	2432	272	242	3635	137	424	2676	32	350	309	670	221	2031	0	99	5387	124	660
Tunisia	2503	154	418	1774	443	581	19538	2234	1228	1655	727	37	1127	2635	112	2995	8	42	1321	3	186	704	428	113	2740	0	10	7381	1767	65
Turkey	1051	102	454	2027	241	383	3407	717	220	1641	447	30	996	1639	185	2504	137	141	1763	7	161	323	655	68	2841	0	14	7418	1395	488
Turkmenistan	1309	1493	30	2500	960	1503	4530	4488	1	770	2078	97	825	1679	160	3460	48	3726	1474	178	291	319	1526	0	2533	2	15	3232	2977	758
Uganda	2823	7	645	2315	4	29	7016	1367	680	3251	7	5	7584	0	8	4330	4	12	2068	43	91	3408	58	55	4116	0	8	6125	0	7
UK	625	1	37	941	51	181	7016	1367	680	2035	40	35	4709	250	134	2731	141	179	1094	4	234	723	414	155	3137	0	12	7489	250	536
Ukraine	1584	0	253	1463	5	252	1473	0	104	2613	13	116	2679	237	306	3113	24	74	3611	0	89	475	447	119	3006	1	13	10135	1441	455
United Arab Emirates	1390	7	611	3009	900	1237	184	1437	114	2319	21	32	3051	203	282	3187	96	144	1924	736	284	766	550	159	2387	0	74	10608	946	357
Uruguay	831	1	82	2052	56	920	7016	1367	680	2704	6	6	7604	30	26	3424	20	128	1754	0	3	1575	53	75	3289	0	9	10567	299	465
USA	1104	46	4381	1974	83	4468	1323	2089	3156	1563	92	10	1990	343	247	3128	139	356	2732	3	365	701	319	124	3211	0	6	8145	248	470
Uzbekistan	2287	2834	88	1090	2272	67	1722	2918	0	1763	261	24	1429	0	0	2655	323	817	2389	6	150	112	1068	0	3725	0	8	3274	4177	2
Vanuatu	1453	33	493	3213	196	705	7016	1367	680	1932	175	94	3	0	1	1129	10	479	1699	188	375	730	418	141	2774	0	0	8460	509	403
Venezuela	1247	4	1027	2213	156	794	7016	1367	680	2352	21	13	4790	73	70	2939	33	81	2634	1	224	736	322	113	1793	0	0	5840	210	661
Viet Nam	810	6	426	2439	0	666	4441	52	230	2952	25	126	4201	61	295	4521	276	273	1632	383	374	1018	230	126	1903	0	44	8162	11	651
Yemen	1805	209	549	1350	846	248	5913	13512	244	1979	146	32	3617	151	158	2708	77	195	1452	160	288	627	330	202	2642	0	49	4620	1379	256
Zambia	1075	209	616	6632	22																									

FAO-code >>>	2562			2563			2570			2571			2572			2573			2574			2575			2576			2577			
Product >>>	Palmkernels			Olives			Oilcrops, Other			Soyabean Oil			Groundnut Oil			Sunflowerseed Oil			Rape and Mustard Oil			Cottonseed Oil			Palmkernel Oil			Palm Oil			
	Green	Blue	Grey	Green	Blue	Grey	Green	Blue	Grey	Green	Blue	Grey	Green	Blue	Grey	Green	Blue	Grey	Green	Blue	Grey	Green	Blue	Grey	Green	Blue	Grey	Green	Blue	Grey	
Albania	2602	0	102	4380	172	0	4416	431	105	2643	183	13	5338	464	256	5195	259	839	3514	463	644	102	103	19	4900	1	193	4509	1	178	
Algeria	2187	0	110	3370	895	51	2632	137	230	3438	490	35	4210	273	607	5848	138	348	2368	631	339	101	104	27	4118	0	207	3790	0	190	
Angola	1879	0	23	6705	194	10	11911	902	65	3942	93	52	32804	14	130	11436	1022	262	3428	238	403	327	2	21	3539	0	43	3257	0	39	
Antigua and Barbuda	2011	0	83	1115	310	28	2151	17	461	3782	138	56	5540	538	491	6336	230	775	5466	40	732	70	85	4	3788	0	156	3486	0	143	
Argentina	2315	0	121	2194	908	26	5776	456	16	4102	11	22	9087	122	78	5394	23	53	6477	6	72	361	11	16	4361	0	228	4013	0	210	
Armenia	2478	0	101	2600	537	40	3083	1484	386	3235	317	108	5080	192	892	7315	50	5082	2976	284	495	72	177	15	4668	1	190	4296	1	175	
Australia	2140	0	65	2070	384	15	4765	560	387	3452	131	21	5038	1453	563	7293	21	730	3984	2	799	99	104	21	4031	0	123	3710	0	113	
Austria	2695	1	105	2116	323	22	2584	82	156	3643	100	302	6211	450	452	3935	38	1056	3110	15	406	158	105	31	5075	1	198	4671	1	182	
Azerbaijan	2385	0	101	6328	1631	17	1202	621	171	2817	1387	76	2206	17	99	5731	56	212	3058	388	629	100	267	28	4491	1	190	4133	1	175	
Bahamas	2844	1	109	533	589	81	3260	117	127	3094	177	19	3623	680	541	6292	220	739	5424	40	726	146	100	14	5356	1	205	4929	1	189	
Bangladesh	2195	0	116	2612	547	42	4414	9	6	4331	21	36	9803	41	379	10951	698	573	6024	477	546	233	111	39	4134	0	218	3805	0	201	
Barbados	2035	0	100	957	412	52	2955	586	60	3143	172	25	3213	585	500	6596	636	731	5149	37	689	169	70	29	3833	0	189	3527	0	174	
Belarus	2314	0	128	1852	317	9	14089	73	21	4368	42	252	4165	250	600	6294	37	189	7535	4	2009	118	147	21	4359	0	240	4011	0	221	
Belgium	2510	0	119	2423	365	69	3281	124	15	3917	99	57	8888	276	248	5005	150	551	2193	6	327	156	111	35	4727	1	223	4350	1	206	
Belize	1331	0	30	632	426	49	2713	145	132	3727	247	260	9325	2	3789	8706	2	116	4879	36	653	164	68	22	2507	0	57	2307	0	53	
Benin	2146	0	27	3179	326	205	889	13	5	4703	99	97	12856	0	57	3170	412	885	3744	22	492	328	7	9	4042	0	50	3720	0	46	
Bermuda	2782	1	106	1538	175	13	2385	938	0	4233	1	29	3752	756	545	7610	52	343	4474	2	583	513	2	5	5240	1	199	4823	1	183	
Bolivia	1881	0	130	2186	533	17	5530	700	22	5668	0	15	10795	0	151	10276	0	1	3796	506	640	303	34	22	3543	1	245	3261	1	226	
Bosnia and Herzegovina	2589	0	102	2722	214	46	3534	224	93	3910	47	275	4139	390	529	4023	20	1898	3218	5	3916	113	88	28	4875	1	192	4487	1	177	
Botswana	2756	1	106	2474	509	46	5389	1015	147	3812	93	310	22426	450	116	5992	64	109	3342	435	659	193	153	13	5191	1	201	4778	1	185	
Brazil	2421	0	122	4924	425	13	8288	1200	44	4270	2	29	7578	11	35	6874	16	119	5375	20	211	241	22	30	4560	0	230	4196	0	212	
Brunei Darussalam	2303	0	93	2323	460	43	5273	413	117	4231	165	96	4848	306	278	6212	320	422	3635	547	698	128	38	47	4337	0	175	3992	0	161	
Bulgaria	2396	0	112	1649	204	19	2255	163	37	4133	132	56	8967	229	227	6185	25	60	4669	25	165	73	111	12	4512	0	212	4152	0	195	
Burkina Faso	3023	0	21	2926	430	203	67	2	4	6477	83	342	13945	1	120	2618	123	1003	2865	143	481	367	0	3	5693	0	39	5239	0	36	
Burundi	2082	0	28	2656	534	48	4298	135	100	7972	38	50	11739	6	87	22258	2	1	3226	438	636	447	23	19	3921	0	53	3608	0	49	
Cambodia	2256	0	94	1172	164	106	5251	25	212	7507	5	4	15349	1	3	5705	243	483	3929	11	135	135	33	47	4248	0	178	3910	0	164	
Cameroon	1394	0	7	4206	309	406	6452	5	29	4992	129	111	17589	0	68	2966	94	963	2306	132	350	314	2	4	2626	0	13	2417	0	12	
Canada	2296	0	116	2136	223	26	2726	68	12	2916	79	40	4760	536	427	5725	1513	747	5147	2	671	174	71	27	4324	0	218	3979	0	201	
Cape Verde	2622	1	112	7459	136	4	5033	759	62	3962	148	73	3471	45	94	10665	6433	24	2110	0	613	149	61	37	4938	1	211	4545	1	194	
Central African Republic	2473	0	7	4301	361	375	3587	1	1	3962	225	122	10195	0	0	2574	23	1091	2785	404	533	528	0	0	4657	0	14	4286	0	13	
Chad	1995	1	4	2885	617	56	5722	14	1	4061	77	105	12837	0	0	4685	148	193	2710	0	420	615	1	0	3757	1	8	3458	1	7	
Chile	2107	0	84	1861	703	169	3220	1111	220	4647	15	25	8497	116	79	5695	21	85	1964	0	562	207	34	35	3968	0	159	3652	0	146	
China	2150	0	118	1653	265	36	2307	107	295	4370	253	206	3788	238	697	4581	677	924	2822	16	886	125	44	42	4050	0	222	3727	0	204	
Colombia	1678	0	97	2268	547	8	6473	507	110	4604	40	27	6298	80	152	7904	18	52	4212	1	422	229	35	54	3161	0	183	2909	0	168	
Comoros	2420	0	117	3696	378	305	3812	142	36	3734	254	137	1612	0	1	3565	107	878	2436	125	340	443	130	54	4558	0	220	4195	0	202	
Congo, Dem Republic	3706	0	4	2525	501	44	3358	3	2	6958	44	34	8300	0	1	7048	122	226	4012	387	684	774	2	1	6979	0	7	6423	0	7	
Congo, Republic	2049	0	19	2455	460	71	4675	78	46	3784	187	102	9374	0	11	4876	253	593	2807	211	416	352	2	8	3859	0	36	3551	0	33	
Costa Rica	2193	0	54	1999	457	12	3704	193	60	3194	171	20	3722	32	25	5765	268	284	5087	11	662	156	53	22	4130	0	102	3801	0	94	
Cote d'Ivoire	3507	0	14	3013	428	155	393	2	28	4062	166	354	11476	1	321	4709	393	598	2643	99	530	299	4	5	6605	0	26	6079	0	24	
Croatia	2546	0	99	2712	86	84	2946	107	209	3965	38	303	5271	572	480	5097	19	1858	4053	13	1589	176	106	35	4795	1	187	4413	1	172	
Cuba	2490	0	136	2261	489	10	4722	549	234	3903	107	23	47	2	2	5422	162	167	5030	101	701	125	68	27	4690	0	255	4317	0	235	
Cyprus	2401	0	125	1777	939	97	2474	38	285	3514	478	25	635	215	92	5699	279	257	2224	55	322	151	90	37	4523	0	236	4163	0	217	
Czech Republic	2481	0	128	2109	364	10	2529	64	49	3993	55	388	6499	273	492	3827	35	730	2991	1	1349	151	114	28	4672	0	242	4300	0	223	
Denmark	2328	0	103	2100	239	17	4084	184	133	4051	25	127	5966	477	426	5813	68	223	2449	1	319	164	86	35	4384	0	193	4035	0	178	
Djibouti	2463	0	97	3086	573	110	2577	71	167	3972	493	70	4460	1078	92	105	4460	1078	493	2790	247	444	408	221	0	4639	1	182	4269	1	168
Dominica	2428	0	106	1230	533	53	3265	132	91	3945	139	72	5546	529	486	6088	299	405	3226	438	636	150	64	30	4573	1	200	4209	0	184	
Dominican Republic	1877	0	22	2026	509	14	3246	560	56	3698	90	21	722	72	53	5447	73	103	5173	23	682	152	70	15	3534	0	41	3253	0	38	
East Timor	2519	0	176	7862	137	4	2889	106	39	7636	0	0	9	0	1	6088	299	405	2536	2313	363	451	26	4	4745	0	332	4367			

FAO-code >>>	2562			2563			2570			2571			2572			2573			2574			2575			2576			2577				
	Product >>>			Palmkernels			Olives			Oilcrops, Other			Soyabean Oil			Groundnut Oil			Sunflowerseed Oil			Rape and Mustard Oil			Cottonseed Oil			Palmkernel Oil			Palm Oil	
Country	Green	Blue	Grey	Green	Blue	Grey	Green	Blue	Grey	Green	Blue	Grey	Green	Blue	Grey	Green	Blue	Grey	Green	Blue	Grey	Green	Blue	Grey	Green	Blue	Grey	Green	Blue	Grey		
Ghana	3209	0	11	2660	498	92	547	31	10	4209	146	125	11686	0	38	5602	295	441	2101	41	259	315	22	28	6044	0	20	5562	0	18		
Greece	2263	0	105	1403	221	0	2060	513	42	3901	152	51	6172	1118	256	5686	382	319	2671	67	377	87	95	12	4262	0	198	3922	0	182		
Grenada	2681	1	108	1367	335	44	6757	250	687	3928	144	65	6316	371	436	6476	287	393	2134	0	544	162	70	21	5050	1	203	4648	1	187		
Guatemala	1551	0	40	1181	547	55	2646	804	8	3223	148	24	6405	3	2	5981	129	374	4925	14	380	143	73	18	2921	0	75	2688	0	69		
Guinea	9327	15	3	2648	539	66	3628	142	73	3961	179	220	11387	3	2	3171	71	939	2017	43	230	306	24	22	17567	28	6	16167	26	6		
Guinea-Bissau	2343	0	1	6446	113	3	2995	131	53	3950	139	70	10982	2	0	12674	7727	14	3712	261	304	297	0	0	4413	0	2	4061	0	2		
Guyana	2217	0	94	2174	519	51	3271	221	49	3484	151	39	14503	76	1184	8198	75	228	3722	423	656	269	90	42	4175	0	178	3842	0	163		
Haiti	2112	0	88	459	546	76	10775	182	20	3607	87	23	6681	405	442	5214	383	438	4426	100	423	23	23	3	3978	0	165	3661	0	152		
Honduras	1887	0	70	1567	462	29	3411	366	116	3234	152	31	2397	2	1	6057	335	467	3927	2	506	168	54	22	3554	0	131	3271	0	121		
Hungary	2306	0	100	1971	270	6	2332	102	35	4029	67	95	8194	390	196	4370	52	999	4043	77	64	141	97	34	4343	0	189	3997	0	174		
Iceland	2799	1	105	1960	200	27	5119	559	165	3836	130	105	6133	540	436	3931	121	980	2361	14	257	171	81	39	5272	1	198	4852	1	182		
India	2278	0	131	2240	367	21	9749	926	248	6545	36	180	7771	920	567	13037	813	542	3128	2779	448	428	126	63	4290	0	247	3948	0	227		
Indonesia	2326	0	165	1978	378	29	16342	337	155	5492	185	106	7260	168	181	8004	347	374	3393	2290	504	156	97	17	4449	0	311	4095	0	286		
Iran	2262	0	105	1341	2885	917	4877	1020	2009	4106	159	89	5276	308	963	6713	42	1072	803	0	90	34	261	22	4260	0	199	3921	0	183		
Ireland	2921	1	113	2707	524	46	2715	247	110	3764	83	39	7157	376	399	5332	914	652	2512	42	437	188	91	28	5502	1	213	5063	1	196		
Israel	2471	0	110	1967	753	152	1866	4291	380	3302	164	59	401	1947	575	5078	703	499	3554	10	294	113	95	24	4653	1	207	4282	1	191		
Italy	2541	0	102	2600	284	16	2802	297	56	3754	173	34	10807	518	151	5138	96	395	2835	571	391	129	112	25	4786	1	191	4404	1	176		
Jamaica	2510	0	102	1298	416	38	3204	165	62	3208	163	24	225	32	36	6509	217	677	4868	111	729	175	72	23	4727	1	192	4350	1	177		
Japan	2173	0	90	2017	290	11	4363	616	137	3672	130	42	2750	447	177	6303	243	744	5002	36	703	148	54	42	4092	0	169	3766	0	155		
Jordan	2228	0	117	1869	1063	318	2733	106	346	4709	215	108	4143	1314	612	5874	515	415	2838	155	450	83	73	42	4196	0	220	3861	0	202		
Kazakhstan	2403	0	106	2257	510	29	2716	4326	76	3854	135	89	3884	73	260	8311	9	293	7954	20	142	96	131	13	4525	0	199	4165	0	183		
Kenya	2462	0	142	1897	174	6	8123	415	7	4358	157	56	6298	1	145	7966	43	46	3786	22	177	528	32	8	4637	0	268	4267	0	247		
Kiribati	2320	0	105	2470	499	45	4377	389	132	3958	127	71	6681	405	442	6088	299	405	2667	0	940	76	92	18	4369	0	199	4021	0	183		
Korea, Dem People's Rep	2360	0	112	1967	238	24	4047	440	258	5056	84	93	3849	236	677	14201	1007	651	2947	2247	432	191	11	13	4445	0	211	4091	0	194		
Korea, Republic	2260	0	122	2369	475	23	4346	182	151	4489	95	68	5828	91	275	8478	370	529	3304	1720	616	147	104	33	4256	0	230	3917	0	212		
Kuwait	2536	0	101	2508	636	84	4564	608	288	6987	90	211	5505	696	614	5636	362	595	3460	1933	494	176	94	53	4777	1	190	4396	1	175		
Kyrgyzstan	2511	0	114	1825	204	50	3144	2240	177	3130	925	282	3072	0	217	4315	636	291	4679	10	292	79	80	21	4729	1	215	4352	1	198		
Laos	1968	0	141	2476	505	46	3183	129	59	7461	6	6	10677	0	0	4618	609	933	3226	438	636	125	9	0	3707	0	266	3412	0	245		
Latvia	2734	1	107	1939	319	8	4364	171	200	4105	154	285	5385	348	543	6149	72	336	3216	5	689	132	138	24	5149	1	201	4738	1	185		
Lebanon	2595	0	102	1855	1193	5	2265	160	429	3071	1029	98	2468	2452	410	4738	385	349	3838	187	557	148	103	37	4887	1	193	4498	1	178		
Lesotho	2762	1	105	2470	499	45	2902	123	51	3706	9	20	6681	405	442	4943	21	48	2171	0	253	409	1	3	5202	1	198	4787	1	182		
Liberia	3030	0	6	1975	927	66	3625	129	74	5659	86	100	22192	0	0	5546	75	93	3183	145	420	398	19	6	5707	0	12	5252	0	11		
Libya	2543	0	100	2474	3317	65	4952	782	248	4861	84	97	2177	4645	152	5433	1298	263	2152	0	519	87	106	37	4789	0	189	4408	0	174		
Lithuania	2461	0	100	2042	370	9	7811	82	88	4215	101	272	5353	346	562	6108	60	351	4320	1	300	144	133	26	4635	1	189	4266	1	174		
Luxembourg	2710	1	107	3860	348	88	4374	72	52	3947	143	109	5215	478	474	5717	635	783	1924	5	181	162	96	31	5104	1	201	4698	1	185		
Macedonia	2326	0	100	2037	137	167	1802	77	524	3196	77	23	4411	360	613	5105	354	406	4136	25	313	98	118	12	4382	0	188	4032	0	173		
Madagascar	2309	0	70	2208	291	92	12095	14	3	3994	87	39	16318	0	0	4945	482	293	2497	84	299	228	82	37	4348	0	132	4001	0	121		
Malawi	2414	0	127	989	543	69	906	75	10	3751	84	32	15627	3	611	11878	67	92	4729	220	705	370	27	18	4546	0	239	4184	0	220		
Malaysia	2156	0	93	1744	279	39	7623	374	38	4446	53	66	6611	467	524	5940	120	172	3531	628	592	233	60	46	4061	0	175	3737	0	161		
Maldives	2762	1	105	2186	418	35	3801	163	57	3957	132	72	7974	925	572	6009	283	404	3453	291	619	216	79	52	5202	1	198	4787	1	182		
Mali	3462	0	40	4381	316	444	342	4	4	4128	235	490	13083	37	1	4986	196	595	3046	1	368	352	1	1	6520	0	74	6001	0	69		
Malta	2584	0	101	1988	226	194	2622	73	77	2272	2298	51	3817	389	686	3665	377	862	2248	33	283	143	103	36	4866	1	190	4479	1	175		
Mauritania	2143	0	104	2038	489	6	5612	49	5	3803	488	209	10534	0	12	4623	862	381	3226	313	443	365	1	1	4037	0	195	3715	0	179		
Mauritius	2225	0	99	2357	335	61	4130	277	115	4322	16	33	8904	220	244	5336	64	80	2851	382	534	345	105	51	4190	0	186	3856	0	171		
Mexico	1983	0	94	1484	534	37	3119	690	75	3186	191	19	5714	247	251	5993	169	519	4862	7	647	159	73	18	3735	0	176	3437	0	162		
Moldova	2188	0	103	2636	499	29	3183	275	233	4943	156	406	5446	331	484	5748	24	4	6243	0	24	88	163	17	4120	0	194	3792	0	178		
Mongolia	1911	0	130	2454	444	37	3415	139	54	4230	147	205	3620	223	676	5838	79	833	2272	2	426	111	26	46	3600	0	245	3313	0	226		
Morocco	2367	0	152	3549	1337	44	3824	704	55	3834	245	59	2361	2961	95	5566	1247	287	2610	5												

FAO-code >>>	2562			2563			2570			2571			2572			2573			2574			2575			2576			2577		
Product >>>	Palmkernels			Olives			Oilcrops, Other			Soyabean Oil			Groundnut Oil			Sunflowerseed Oil			Rape and Mustard Oil			Cottonseed Oil			Palmkernel Oil			Palm Oil		
	Green	Blue	Grey	Green	Blue	Grey	Green	Blue	Grey	Green	Blue	Grey	Green	Blue	Grey	Green	Blue	Grey	Green	Blue	Grey	Green	Blue	Grey	Green	Blue	Grey	Green	Blue	Grey
Philippines	2310	0	146	2240	437	43	7848	113	76	3838	112	46	3888	250	451	6738	255	624	3924	888	572	186	48	42	4351	0	275	4005	0	253
Poland	2451	0	140	2044	354	6	3904	111	86	3976	98	228	5725	356	498	5834	76	401	2823	2	57	138	124	29	4616	0	264	4249	0	243
Portugal	6081	4	60	4684	359	14	726	104	31	3696	37	28	7808	166	298	5886	1026	276	2302	23	345	237	98	19	11452	8	113	10539	7	104
Romania	2453	0	105	1615	160	7	4284	143	182	3940	632	44	4895	521	524	6040	230	251	5625	1	228	111	116	25	4620	1	198	4252	0	182
Russian Federation	2279	0	111	2109	413	11	5428	244	89	4779	94	134	4310	266	841	6888	22	109	4587	71	201	63	208	9	4291	0	209	3949	0	192
Rwanda	2452	0	91	2375	446	43	3213	133	76	10842	61	11	14367	0	82	8624	9	111	3120	350	512	724	29	11	4618	1	171	4250	1	157
Saint Kitts and Nevis	2519	0	121	796	616	79	2999	124	59	3447	164	41	457	64	51	7651	58	180	5153	38	690	172	72	27	4743	1	227	4365	1	209
Saint Lucia	2781	1	106	765	559	73	3001	125	62	3909	154	69	3545	643	512	6003	62	262	3226	438	636	145	70	37	5238	1	199	4821	1	183
Saint Vincent/Grenadines	2322	0	162	1004	474	65	4056	221	137	3533	144	53	245	17	18	5778	806	767	5210	0	103	163	75	27	4373	0	306	4025	0	282
Samoa	2209	0	110	2305	496	50	6696	17	8	4597	192	87	6401	413	432	7291	217	801	3342	435	659	148	61	40	4161	0	208	3830	0	191
Sao Tome and Principe	2630	0	6	6603	115	3	2799	112	49	3961	153	72	8221	561	41	13267	8088	14	2111	0	365	213	64	24	4953	0	10	4558	0	10
Saudi Arabia	2381	0	97	2657	549	77	4400	246	121	3880	95	47	4834	1564	369	6022	263	367	2970	747	493	146	74	44	4485	0	183	4127	0	168
Senegal	2554	0	70	3087	477	144	12330	1119	29	3585	815	96	10397	0	12	4188	1047	683	2142	4	389	359	32	25	4809	0	131	4426	0	121
Serbia and Montenegro	2423	0	105	3154	252	116	3182	188	455	3873	45	87	4407	247	588	3606	8	496	5209	4	573	111	112	31	4564	0	198	4200	0	183
Seychelles	2822	1	105	2404	244	86	3313	190	75	4805	100	257	6738	743	457	6431	182	320	5137	0	668	148	104	30	5314	1	198	4891	1	182
Sierra Leone	3275	0	4	1904	458	5	3236	262	18	3316	369	71	15962	0	0	5348	307	309	2807	140	380	151	58	22	6169	0	7	5677	0	7
Slovakia	2662	0	111	2145	406	6	3848	241	146	4057	112	208	5669	314	529	4152	98	905	3411	8	591	131	111	29	5013	1	209	4614	1	192
Slovenia	2705	1	105	2425	200	2834	4424	406	206	3851	36	163	6385	401	479	4634	36	833	3286	6	1847	146	114	26	5094	1	198	4689	1	182
Solomon Islands	1764	0	2	2470	499	45	2975	130	56	3835	138	73	6933	429	443	6195	313	423	4032	0	810	366	3	13	3321	0	3	3057	0	3
South Africa	2519	0	99	2464	271	10	5100	2640	127	4344	39	27	6408	1040	262	5772	108	204	6160	5	308	333	39	20	4745	1	187	4367	1	172
Spain	3233	1	107	2384	473	9	4665	1032	226	3928	60	31	4384	359	563	5210	1157	328	2856	487	371	132	111	24	6089	2	202	5604	2	186
Sri Lanka	2188	0	88	2410	569	19	6387	587	293	7938	87	289	3279	382	239	6132	282	417	2996	2651	423	200	70	49	4121	0	167	3793	0	153
Sudan	2171	0	94	1876	278	35	1290	220	3	4949	243	140	14654	1065	0	7698	12485	24	3226	438	636	159	330	51	4089	0	177	3763	0	163
Suriname	10368	0	729	1185	739	96	3101	37	7	3774	126	56	5992	349	2069	5769	258	329	1774	0	117	178	85	35	19527	0	1374	17971	0	1264
Swaziland	2808	1	106	2454	505	46	4490	1972	184	4695	120	25	11178	295	68	5450	133	247	4193	4	255	132	272	7	5289	1	199	4868	1	183
Sweden	2689	1	109	1886	241	10	3642	282	173	3976	99	183	5337	511	460	5295	197	730	2175	3	347	171	87	38	5064	1	205	4661	1	188
Switzerland	2392	0	115	2108	277	13	5668	658	187	3854	151	159	8566	386	219	3968	74	1312	2124	1	587	175	94	34	4504	0	217	4145	0	200
Syria	2108	0	101	2589	1190	344	2484	87	353	3832	45	33	757	5537	539	4564	1248	352	3607	92	335	7	154	13	3969	0	190	3653	0	175
Tajikistan	2582	0	131	2446	504	45	2598	3547	2257	2370	2211	239	4944	0	8617	7136	954	5820	3127	179	1126	44	286	3	4862	1	247	4475	1	228
Tanzania	2250	0	132	2345	464	42	7266	188	11	4919	47	46	6072	3	2	19764	32	60	4246	44	562	502	41	15	4237	0	248	3899	0	228
Thailand	1812	0	148	2238	475	50	9083	1527	203	4357	56	69	7873	543	438	7107	160	231	2834	958	750	191	84	27	3413	0	279	3141	0	257
Togo	2638	0	49	1914	221	138	1741	16	182	4086	233	147	19093	16	62	3250	87	926	2387	118	395	331	9	23	4969	0	92	4573	0	85
Trinidad and Tobago	1895	0	100	2783	371	205	3072	130	64	3456	130	23	4608	515	458	7334	276	855	5092	62	647	73	157	52	3569	0	189	3285	0	174
Tunisia	2209	0	118	8688	332	37	2315	58	22	3233	1421	73	2135	4992	212	6043	17	85	2503	5	353	165	100	27	4161	0	223	3829	0	205
Turkey	2247	0	121	2176	272	159	3541	209	423	3206	874	59	1887	3106	350	5052	276	284	3307	13	304	76	154	16	4232	0	228	3895	0	210
Turkmenistan	2607	0	143	2104	325	42	1617	4303	1466	1505	4060	189	1562	3181	303	6981	97	7518	2792	337	551	75	358	0	4910	0	270	4519	0	248
Uganda	2343	0	94	2197	362	30	1028	7	3	6353	13	10	14369	0	15	8736	8	24	3914	82	171	799	14	13	4412	0	177	4061	0	163
UK	2618	0	97	2257	338	34	3450	239	91	3977	78	68	8921	473	255	5510	284	361	2071	8	443	169	97	36	4931	1	184	4538	1	169
Ukraine	2246	0	120	2365	426	25	6769	299	80	5105	26	226	5075	450	579	6282	48	150	7234	0	147	111	105	28	4230	0	226	3893	0	208
United Arab Emirates	2189	0	91	2549	554	32	5764	684	194	4532	41	62	5780	384	535	6430	194	290	3620	1456	521	180	129	37	4123	0	171	3794	0	157
Uruguay	2908	0	191	2869	313	5	4757	203	4	5283	11	12	14406	57	49	6908	40	259	3320	0	5	369	12	18	5477	0	360	5040	0	331
USA	2208	0	106	2198	291	30	3062	710	130	3053	180	19	3770	650	467	6311	280	719	5195	6	682	164	75	29	4159	0	199	3827	0	183
Uzbekistan	1998	0	84	2845	2093	21	3982	8298	5	3445	510	47	2707	1	1	5356	651	1649	4521	12	284	26	250	0	3763	0	159	3463	0	146
Vanuatu	2337	0	137	4236	326	432	2793	108	123	3775	342	183	6	0	1	2278	20	966	3218	355	711	171	98	33	4402	0	258	4051	0	237
Venezuela	2146	0	89	3668	289	7	2422	321	20	4595	41	25	9075	139	133	5930	66	164	5162	3	273	173	76	26	4042	0	167	3720	0	153
Viet Nam	2137	0	109	2311	424	33	10097	237	381	5767	49	246	7959	116	558	9123	557	551	3092	726	708	239	54	29	4024	0	206	3704	0	189
Yemen	2259	0	112	2474	570	52	6035	287	68	3866	285	62	6853	287	300	5464	156	394	2749	303	546	147	77	47	4254	0	211	3915	0	195
Zambia	2669	1	106	2582	533	47	4533	951	80	5662	88	50	22024	1	3	13975														

FAO-code >>>	2578			2579			2580			2581			2582			2586			2601			2602			2605			2611		
Product >>>	Coconut Oil			Sesameseed Oil			Olive Oil			Ricebran Oil			Maize Germ Oil			Oilcrops Oil, Other			Tomatoes			Onions			Vegetables, Other			Oranges, Mandarines		
	Green	Blue	Grey	Green	Blue	Grey	Green	Blue	Grey	Green	Blue	Grey	Green	Blue	Grey	Green	Blue	Grey	Green	Blue	Grey	Green	Blue	Grey	Green	Blue	Grey	Green	Blue	Grey
Albania	9245	5	58	11510	4504	1261	21393	842	2	750	1408	271	1354	1147	24	8046	786	191	95	105	23	274	290	50	109	63	17	267	80	35
Algeria	10791	1	33	22954	2330	844	16460	4372	250	1921	1068	353	1319	118	314	4795	249	418	121	66	4	194	76	5	162	41	7	371	336	7
Angola	8591	6	52	29101	1827	150	32751	946	49	3390	1289	295	11584	64	151	2102	1643	118	926	112	17	196	158	34	538	109	15	311	166	31
Antigua and Barbuda	9571	0	308	20911	1338	1050	5447	1517	138	2689	707	306	1307	119	343	3920	30	840	411	73	5	869	90	0	517	127	33	1044	33	63
Argentina	11650	0	42	19050	833	466	10717	4437	127	2288	928	63	2203	30	167	10523	830	28	75	33	13	151	109	18	277	130	39	496	32	29
Armenia	7780	1	335	19674	1183	936	12702	2625	197	674	3416	481	1692	191	1055	5617	2705	703	77	125	7	165	181	12	118	129	11	244	283	44
Australia	12378	0	51	17919	568	1178	10112	1875	71	736	2283	20	1673	1111	317	8682	1020	706	37	70	36	73	148	42	137	119	102	281	171	85
Austria	10289	3	42	20668	1088	931	10335	1580	106	1724	917	165	917	8	158	4708	149	284	36	18	13	80	48	12	125	46	30	313	110	46
Azerbaijan	8933	1	33	10220	5506	1263	30912	7967	85	1524	2472	207	1202	1079	216	2190	1131	312	105	218	1	207	384	1	172	197	8	318	270	19
Bahamas	10144	6	58	20320	1259	995	2604	2875	397	874	1751	383	1171	135	371	5940	214	231	281	17	5	495	3	2	278	62	20	330	49	31
Bangladesh	13494	0	151	10922	0	532	12760	2670	205	2783	407	562	2894	101	524	8042	17	11	533	118	44	611	205	64	315	48	49	1433	7	77
Barbados	16861	0	1695	19400	1117	902	4675	2012	252	1228	1518	379	1143	135	380	5384	1067	110	312	88	97	370	102	82	354	49	121	906	19	48
Belarus	9519	5	53	22527	2746	898	9046	1547	44	2154	1736	395	2074	225	326	25669	133	38	209	8	172	307	3	313	162	2	177	289	203	44
Belgium	10196	2	37	20492	1253	814	11835	1783	338	1461	1647	162	894	113	230	5977	226	27	9	3	3	96	32	28	75	16	25	343	65	30
Belize	11237	0	1756	18376	1139	438	3088	2083	237	2916	309	2442	4377	49	1111	4942	264	241	197	1	34	85	16	19	340	27	70	839	1	57
Benin	20529	0	39	14865	1	65	15527	1591	1001	3078	756	290	8538	1	44	1621	24	9	612	6	20	105	7	9	493	8	30	1536	1	21
Bermuda	12045	0	19	9994	121	1651	7514	856	61	1875	1392	430	1117	135	377	4346	1709	1	189	127	78	260	133	92	208	279	113	241	65	44
Bolivia	9622	6	58	19674	1183	936	10680	2604	85	4446	254	50	5858	194	4	10076	1276	40	259	28	1	808	181	2	657	70	2	824	63	0
Bosnia and Herzegovina	9371	6	56	15542	2807	1047	13296	1047	226	1331	970	183	2072	6	103	6439	409	170	411	28	20	698	40	27	573	37	32	1044	84	110
Botswana	9504	6	57	20911	1338	1050	12086	2484	224	1751	6979	7	4510	68	263	9819	1849	268	60	55	17	252	52	4	520	81	19	515	499	18
Brazil	4342	81	11	16520	307	227	24051	2076	61	3796	782	209	3410	2	261	15100	2186	79	68	19	7	393	42	23	326	39	35	383	2	16
Brunei Darussalam	23571	0	921	19383	1208	983	11347	2245	212	3909	818	203	6212	7	650	9607	753	212	50	9	13	186	91	72	1634	61	66	947	67	335
Bulgaria	11564	3	78	23679	1940	989	8056	995	95	225	1443	242	2165	36	12	4108	297	67	194	43	0	426	116	1	286	48	2	197	114	39
Burkina Faso	4884	0	46	21119	48	254	14295	2099	993	3573	772	533	6372	2	142	122	5	8	159	60	90	175	16	101	138	65	120	1185	3	167
Burundi	18948	1	54	19674	1183	936	12976	2610	234	1387	2842	41	6459	2	16	7831	246	182	42	30	3	1995	127	25	356	2	0	407	112	70
Cambodia	8802	0	0	18605	0	1	5727	803	519	4983	393	25	3750	7	50	9567	46	386	63	61	43	184	72	68	340	0	7	1498	1	5
Cameroon	10289	0	29	74128	135	293	20545	1508	1981	2465	1519	452	3423	20	111	11755	9	53	312	26	4	345	57	5	928	21	14	329	71	27
Canada	11537	0	40	20247	536	1420	10433	1087	125	1657	1537	341	1054	43	329	4966	124	22	48	154	9	87	6	17	187	77	50	276	78	52
Cape Verde	6987	0	0	19674	1183	936	36437	664	19	2147	727	309	6238	110	218	9170	1383	113	93	138	0	93	157	0	136	68	7	427	184	27
Central African Republic	9544	6	57	9055	0	0	21010	1766	1832	5395	17	4	7823	4	8	6534	3	1	108	63	43	397	33	3	168	399	0	1848	0	0
Chad	9544	6	57	30288	48	1	14092	3012	271	7979	503	2	7262	66	42	10426	25	3	108	63	43	44	101	0	69	115	1	309	35	12
Chile	10378	4	51	21221	1005	506	9092	3432	823	1306	2234	226	976	609	412	5867	2024	402	34	4	17	69	23	24	128	212	72	306	248	69
China	7483	0	124	10523	153	1582	8073	1293	177	1141	508	443	1667	155	621	4204	194	538	182	3	99	220	8	134	222	5	138	708	34	313
Colombia	6058	0	0	13137	104	9	11079	2674	40	2246	738	281	2956	110	386	11794	924	200	187	10	37	181	31	28	305	24	69	662	13	1
Comoros	18766	0	0	19674	1183	936	18056	1845	1492	4838	1652	282	4253	0	2	6945	259	66	548	0	0	2034	129	25	766	8	4	285	87	24
Congo, Dem Republic	17478	2	22	7181	0	2	12335	2448	217	10010	126	11	7981	7	26	6118	6	3	519	0	0	1112	0	0	598	0	1	437	0	0
Congo, Republic	10308	0	2	7963	118	11	11990	2248	349	2162	2865	419	2639	127	308	8518	143	83	844	1	2	411	9	1	467	5	6	1827	7	5
Costa Rica	9141	0	12	16236	137	487	9766	2230	57	1933	718	510	1400	128	372	6748	352	109	91	40	0	168	73	0	173	10	4	644	39	1
Cote d'Ivoire	5025	0	48	19464	5	489	14716	2093	756	4183	673	288	4871	18	197	717	4	51	376	6	8	73	38	23	802	4	19	720	3	7
Croatia	11056	4	45	27109	929	1152	13250	418	408	1854	883	156	1626	5	337	5368	194	380	326	9	65	550	13	104	353	10	83	506	83	60
Cuba	13821	0	1	15737	1937	858	11046	2390	49	2937	281	200	2663	52	148	8603	1001	426	310	88	250	294	112	222	269	23	211	872	114	0
Cyprus	10197	2	81	30129	751	1271	8680	4586	475	1806	1257	216	1469	97	259	4507	68	518	21	27	2	78	53	5	229	124	12	158	272	10
Czech Republic	10459	3	46	30088	680	1315	10301	1777	50	2062	995	272	1259	15	84	4607	117	90	106	26	12	224	43	4	199	37	20	282	131	48
Denmark	10379	3	45	20132	958	1048	10256	1168	83	2122	816	288	965	104	268	7441	336	243	15	5	7	95	18	48	141	36	67	348	124	53
Djibouti	10819	0	248	19413	68	0	15073	2797	537	2692	1231	408	2791	196	309	4696	129	304	109	66	0	138	406	9	218	70	10	1000	600	5
Dominica	15679	0	63	19674	1183	936	6009	2602	259	2610	762	293	2798	63	2449	5948	240	165	522	0	4	58	60	28	464	6	11	1750	0	21
Dominican Republic	10547	0	0	22306	469	1778	9898	2486	70	1525	1711	38	1336	128	361	5915	1020	102	116	8	0	430	28	1	400	14	8	599	3	1
East Timor	161	0	1	19674	1183	936	38404	672	20	5314	442	5	5358	0	0	5263	193	71	2259	1	0									

FAO-code >>>	2578			2579			2580			2581			2582			2586			2601			2602			2605			2611		
Product >>>	Coconut Oil			Sesameseed Oil			Olive Oil			Ricebran Oil			Maize Germ Oil			Oilcrops Oil, Other			Tomatoes			Onions			Vegetables, Other			Oranges, Mandarines		
Country	Green	Blue	Grey	Green	Blue	Grey	Green	Blue	Grey	Green	Blue	Grey	Green	Blue	Grey	Green	Blue	Grey	Green	Blue	Grey	Green	Blue	Grey	Green	Blue	Grey	Green	Blue	Grey
Ghana	6223	0	8	15453	729	1351	12992	2433	449	3159	765	264	5752	2	43	997	56	17	528	22	6	412	47	5	484	39	10	1032	1	5
Greece	10181	2	65	23054	1929	555	6853	1080	1	619	1206	16	787	433	219	3754	934	77	42	23	21	98	25	40	128	86	49	168	101	38
Grenada	15251	0	7	20911	1338	1050	6677	1636	214	2141	1193	310	1394	55	316	12312	456	1252	286	208	4	53	73	32	322	67	11	1566	8	58
Guatemala	12596	0	0	15441	83	1647	5769	2671	268	2335	1077	404	4783	41	706	4820	1465	15	137	21	4	210	51	5	222	16	5	412	41	2
Guinea	10113	0	3	51601	0	0	12937	2631	320	7454	265	85	6916	20	84	6611	259	133	97	69	38	99	24	24	1233	7	1	255	98	45
Guinea-Bissau	6156	0	0	19674	1183	936	31489	551	16	5463	704	96	6716	2	5	5457	239	96	46	18	16	192	88	65	200	64	0	1092	779	0
Guyana	8767	0	282	20911	1338	1050	10618	2534	251	2757	843	133	4253	48	1926	5959	402	89	829	23	328	1	1	361	29	188	1705	1	282	
Haiti	14264	0	0	32610	221	0	2243	2666	370	1609	1789	266	7256	91	129	19631	332	37	215	60	1	734	212	4	410	87	4	1948	76	1
Honduras	5431	0	0	12083	61	74	7656	2256	143	1619	1558	665	4706	78	651	6215	667	212	193	44	0	270	60	1	207	7	4	711	31	9
Hungary	9798	5	57	24980	794	1169	9627	1320	31	1775	1172	133	1334	4	83	4249	186	63	105	29	1	126	51	0	194	42	6	238	112	43
Iceland	9557	6	57	24229	917	1112	9574	978	133	2086	1260	313	1098	68	301	9327	1018	301	15	6	10	82	41	31	113	52	51	305	116	45
India	8803	0	158	32694	469	1406	10944	1792	104	2878	933	462	4688	216	412	17762	1687	452	126	58	43	155	140	64	205	43	61	802	3	76
Indonesia	8887	0	35	28846	471	1354	9664	1845	142	3066	395	372	2842	75	673	29774	613	283	427	8	89	964	17	124	545	27	146	622	14	65
Iran	12792	9	62	9471	4058	8346	6549	14092	4478	1227	2979	434	789	1164	682	8885	1859	3661	42	284	23	67	265	22	90	188	38	205	497	43
Ireland	11279	4	34	19534	1100	958	13225	2561	222	1533	1501	265	1244	184	349	4947	451	200	16	6	7	83	10	7	112	21	18	349	115	41
Israel	10570	0	105	18141	460	487	9607	3680	744	2047	1566	134	1260	166	345	3400	7817	693	25	26	33	116	69	99	83	137	94	147	269	36
Italy	10725	1	30	23185	1039	956	12702	1385	77	1267	953	17	926	210	338	5105	541	103	64	31	13	139	72	24	175	61	41	290	52	50
Jamaica	11275	0	63	19844	1209	991	6339	2032	185	1885	1253	272	1216	122	394	5838	301	113	251	8	11	513	18	19	239	7	15	1027	0	20
Japan	11290	0	22	19388	862	367	9854	1415	56	1218	427	157	1186	130	366	7950	1123	250	73	0	21	104	5	25	149	7	46	272	10	15
Jordan	11585	0	109	17945	2896	93	9130	5193	1554	167	1829	261	1385	150	314	4980	193	631	42	86	0	126	137	0	69	57	4	145	346	11
Kazakhstan	11055	3	36	9545	5297	4687	11025	2492	141	780	6415	421	1364	2239	294	4949	7882	139	136	215	18	149	210	18	155	142	22	385	143	45
Kenya	7538	0	10	16661	493	3	9269	852	30	1690	2996	403	5406	22	111	14799	757	12	207	12	8	378	55	13	257	34	14	1140	74	23
Kiribati	9746	0	0	19674	1183	936	10667	2437	221	1065	1715	220	1732	1558	309	7975	708	240	37	71	36	66	142	39	205	3	4	297	177	87
Korea, Dem People's Rep	7660	0	346	18925	1470	927	9611	1165	115	2587	771	34	3284	30	101	7373	802	470	575	19	0	339	59	0	320	11	0	493	18	130
Korea, Republic	10452	0	30	14909	1261	732	11571	2320	110	1472	252	213	1556	133	464	7918	332	275	86	2	25	95	10	29	168	6	53	283	9	18
Kuwait	15801	0	41	23522	2072	632	12252	3108	410	2434	1840	473	1582	297	326	8316	1107	524	30	77	14	68	177	50	105	134	46	301	213	34
Kyrgyzstan	5463	1	188	20911	1338	1050	8914	997	245	1139	1601	2166	785	990	120	5729	4082	322	154	159	16	159	126	16	142	98	18	481	115	138
Laos	8227	0	75	13984	5	0	12097	2466	225	3434	283	2	3439	1	5	5800	235	108	181	3	98	225	54	134	272	139	1	1042	162	2
Latvia	10873	4	51	26253	787	1172	9471	1560	38	2353	1046	373	1452	115	276	7951	311	365	203	10	39	337	4	78	179	7	48	343	128	71
Lebanon	8375	1	323	18821	3784	32	9061	5828	27	1268	1583	205	1229	758	265	4127	291	781	43	47	105	126	48	191	84	70	156	166	289	0
Lesotho	9544	6	57	19674	1183	936	12067	2437	221	1582	3593	516	11471	13	39	5288	225	92	108	63	43	192	88	65	639	26	0	407	112	70
Liberia	15212	0	0	19084	1053	786	9645	4529	323	7056	437	156	1976	148	325	6605	235	134	351	16	1	88	46	44	749	35	0	2415	3	1
Libya	8313	4	205	13172	2517	483	12085	16204	318	1136	989	354	1176	389	344	9022	1425	452	80	212	18	108	239	18	127	152	26	279	797	33
Lithuania	9624	5	55	27387	683	1211	9977	1807	43	2160	1120	351	1725	120	381	14230	149	160	208	12	25	320	11	33	151	4	18	331	163	60
Luxembourg	9529	6	57	19562	1132	920	18854	1700	430	1951	1010	269	904	44	206	7969	131	95	25	9	8	98	21	25	794	92	70	388	104	53
Macedonia	9534	4	135	22688	2326	816	9953	668	816	689	1343	420	1720	104	197	3283	141	955	172	43	12	329	95	26	271	49	25	246	114	41
Madagascar	14227	0	10	9994	121	1651	10788	1420	448	5041	1671	39	8960	4	6	22037	26	6	459	24	0	860	39	0	606	21	0	1269	0	0
Malawi	6309	0	13	19084	1053	786	4831	2655	335	6684	496	1141	7807	3	457	1651	136	18	355	15	106	424	14	70	381	15	103	700	275	15
Malaysia	12498	0	26	23886	554	1156	8520	1364	190	4316	1083	392	2086	112	482	13888	681	69	216	35	44	231	54	113	268	52	77	583	89	165
Maldives	9487	6	58	19406	1110	890	10679	2040	170	3023	1040	397	2226	172	391	6925	297	103	290	118	23	94	58	215	49	90	584	139	62	
Mali	5082	0	48	26699	174	0	21402	1544	2169	4359	2457	29	5833	6	10	624	7	8	66	26	0	31	30	0	114	31	0	2263	167	0
Malta	7997	5	100	30390	562	1412	9710	1103	946	1978	1144	275	1567	119	243	4778	133	141	44	27	2	181	59	5	122	40	6	234	142	49
Mauritania	11789	0	84	19674	1183	936	9955	2391	31	1939	1460	97	9718	230	46	10224	90	10	36	25	24	192	88	65	1168	117	8	235	206	44
Mauritius	12479	62	1602	18363	264	1522	11514	1637	300	2000	2466	448	2375	47	191	7524	504	209	370	1	45	266	7	22	264	20	47	310	220	43
Mexico	5808	0	27	18381	908	617	7247	2609	178	1465	1376	362	3140	131	648	5683	1258	137	61	84	42	72	126	40	171	79	69	518	214	77
Moldova	11148	2	46	29241	605	1282	12877	2436	144	1025	1968	505	2620	242	10	5799	500	425	294	220	14	444	467	21	368	191	14	236	136	39
Mongolia	6808	0	198	19674	1183	936	11988	2170	179	1160	499	413	1968	127	507	6223	253	99	194	6	91	331	537	244	248	204	169	566	69	148
Morocco	8982	1	48	12560	2869	676	17335	6533	216	696	2488	339	2401	1																

FAO.code >>>	2578			2579			2580			2581			2582			2586			2601			2602			2605			2611			
Product >>>	Coconut Oil			Sesameseed Oil			Olive Oil			Ricebran Oil			Maize Germ Oil			Oilcrops Oil, Other			Tomatoes			Onions			Vegetables, Other			Oranges, Mandarines			
	Green	Blue	Grey	Green	Blue	Grey	Green	Blue	Grey	Green	Blue	Grey	Green	Blue	Grey	Green	Blue	Grey	Green	Blue	Grey	Green	Blue	Grey	Green	Blue	Grey	Green	Blue	Grey	
Philippines	11664	0	19	16710	415	1414	10941	2136	209	3888	443	266	4041	9	348	14298	206	138	433	33	52	651	49	60	431	18	57	2042	49	224	
Poland	10932	1	39	25244	1651	1201	9986	1731	28	2198	1082	318	1483	26	664	7114	203	156	154	5	2	150	6	0	110	3	2	270	133	46	
Portugal	11022	0	34	22297	776	1118	22881	1752	68	1232	1820	52	1232	863	342	1322	189	56	41	16	14	136	18	36	165	45	51	424	185	29	
Romania	11243	4	46	25405	1616	1398	7887	781	36	500	1753	475	2130	41	44	7806	260	332	227	27	11	316	50	18	211	16	13	188	124	37	
Russian Federation	9797	2	40	28410	952	1234	10303	2020	52	1788	2163	405	1896	727	456	9890	444	162	269	47	6	235	42	4	175	20	7	280	185	58	
Rwanda	9496	6	57	19674	1183	936	11599	2180	208	2598	1076	134	4450	67	192	5854	243	138	488	3	1	192	88	65	515	2	1	956	90	27	
Saint Kitts and Nevis	9533	0	20	19674	1183	936	3886	3010	386	1667	2783	428	1072	129	362	5464	226	108	9	22	7	5	0	1	192	68	40	845	50	69	
Saint Lucia	307	0	2	20911	1338	1050	3738	2729	358	2549	783	279	1056	137	363	5468	227	114	118	58	18	1056	54	63	32	122	47	44	817	21	61
Saint Vincent/Grenadines	11875	0	5	19674	1183	936	4906	2315	317	1194	1665	366	1798	90	435	7390	402	249	223	39	44	97	14	21	356	6	8	1818	4	42	
Samoa	7291	0	0	19674	1183	936	11260	2422	245	1046	933	411	1521	255	213	12200	31	15	23	14	2	192	84	67	2224	34	4	421	138	63	
Sao Tome and Principe	17702	0	0	19674	1183	936	32253	564	17	2195	1180	257	2277	97	132	5099	205	90	108	63	43	115	8	28	666	6	1	443	188	25	
Saudi Arabia	10412	1	159	16883	3724	143	12981	2684	374	2466	1432	429	1426	172	351	8016	448	221	58	216	96	62	388	153	78	188	112	193	366	57	
Senegal	7748	0	17	19943	0	15	15080	2329	701	3037	954	240	3587	34	128	22464	2038	52	31	154	9	42	149	10	235	39	19	471	640	23	
Serbia and Montenegro	10087	3	43	25477	1769	1101	15405	1233	569	1313	1110	259	1955	9	111	5797	343	829	421	25	56	591	49	87	378	18	64	259	106	42	
Seychelles	10377	1439	3	20911	1338	1050	11742	1194	422	2834	969	453	5776	48	191	6036	346	137	493	62	7	204	113	60	404	54	33	308	140	49	
Sierra Leone	43552	0	0	15103	2	2	9300	2239	25	10876	276	46	4654	112	198	5897	478	33	257	114	0	63	4	16	250	148	0	197	115	35	
Slovakia	10108	4	52	31874	503	1374	10478	1983	30	1443	953	159	1625	98	242	7010	439	265	156	68	14	305	180	23	219	61	21	288	126	46	
Slovenia	10486	0	74	22522	1046	1007	11844	979	13845	1311	941	66	1316	38	277	8060	740	375	96	27	27	191	34	55	161	34	55	301	104	48	
Solomon Islands	6344	0	0	26291	375	1131	12067	2437	221	3140	305	389	2042	177	421	5420	238	102	108	63	43	100	0	26	249	4	2	338	163	77	
South Africa	7961	0	33	30592	574	1388	12038	1325	49	3058	983	288	3439	72	278	9292	4810	231	53	49	15	230	230	36	216	166	47	254	162	27	
Spain	9610	0	37	17530	2148	1125	11645	2309	45	842	2306	24	1069	495	320	8499	1881	411	35	23	25	63	34	36	160	77	72	243	165	56	
Sri Lanka	10442	0	76	17373	3645	580	11771	2780	95	2595	1370	658	3697	133	390	11637	1069	534	532	206	0	718	234	0	460	131	16	3177	326	55	
Sudan	9662	1	266	17391	3738	0	9165	1360	169	1287	2858	256	5254	6612	125	2350	400	6	93	307	44	134	893	81	95	218	51	593	1394	5	
Suriname	5278	0	825	11136	251	1581	5789	3610	469	1923	747	149	1140	132	380	5651	68	12	392	0	126	64	22	20	220	1	91	995	3	162	
Swaziland	6161	0	13	15095	54	1	11989	2469	223	1828	6580	10	7863	29	52	8181	3593	335	248	68	1	254	254	39	469	156	20	1310	124	1	
Sweden	9679	4	51	17552	749	1215	9211	1179	49	2239	1110	274	1060	106	260	6635	513	315	12	4	5	78	32	14	142	34	37	314	138	50	
Switzerland	10628	2	36	19722	943	1093	10298	1355	63	2197	1085	207	1064	31	352	10327	1199	342	36	17	13	127	42	47	170	44	52	301	95	40	
Syria	14908	0	51	16391	7336	672	12647	5813	1681	1670	1593	293	1223	896	319	4525	159	644	50	52	4	158	88	10	91	244	14	116	227	7	
Tajikistan	9544	6	57	11939	6354	6235	11948	2464	221	761	3021	1192	924	2347	868	4733	6462	4113	115	398	20	190	341	21	151	199	22	427	421	31	
Tanzania	22723	0	0	19459	101	1	11454	2267	203	4823	766	129	5298	43	86	13239	342	19	539	7	10	1992	127	25	503	38	11	784	69	16	
Thailand	8699	0	81	16417	165	432	10931	2320	244	3769	775	176	1956	4	260	16549	2783	370	157	51	77	227	165	126	386	96	228	517	90	99	
Togo	10217	0	3	34969	3	5	9348	1080	672	3667	518	215	8231	1	61	3172	29	331	738	23	67	32	108	3	232	21	52	1696	0	0	
Trinidad and Tobago	7261	0	355	12528	288	1535	13595	1810	1002	2287	1037	266	1312	124	381	5596	237	116	163	51	37	60	49	29	240	18	62	1256	12	87	
Tunisia	9798	0	35	17165	4109	150	42437	1624	181	3401	842	237	1297	126	325	4218	106	41	60	48	8	189	77	17	178	42	21	410	255	25	
Turkey	10160	0	49	17252	3245	1135	10630	1327	778	672	1798	379	1319	245	436	6452	380	770	60	56	21	129	88	35	114	61	41	161	136	30	
Turkmenistan	9057	6	55	7517	6923	1763	10278	1588	206	2364	6975	8	3978	9462	128	2946	7839	2672	142	416	0	269	623	0	196	312	0	204	475	42	
Uganda	14717	0	27	14244	1	17	10734	1767	146	3574	639	207	4026	17	39	1873	13	5	526	1	1	1057	3	1	320	1	1	787	66	63	
UK	11216	1	42	17417	581	1246	11026	1650	167	1746	1436	287	1164	168	303	6285	435	166	23	12	13	74	13	17	152	39	46	333	137	43	
Ukraine	10748	3	47	23571	3351	1058	11553	2081	122	1510	1482	238	2231	183	257	12333	545	146	316	31	69	309	44	81	248	15	65	234	174	56	
United Arab Emirates	8536	0	264	24669	2199	831	12452	2705	156	2194	2882	453	1593	182	354	10502	1247	354	51	42	4	138	138	55	112	110	32	311	308	45	
Uruguay	11762	1	32	24573	695	1082	14015	1529	23	1551	1276	153	2710	35	128	8667	369	6	151	8	27	575	119	63	438	67	70	522	2	12	
USA	11483	0	23	18942	578	1094	10737	1424	145	1003	1703	375	1101	133	372	5580	1294	236	33	74	23	54	74	32	142	114	76	256	57	42	
Uzbekistan	13319	1	27	7613	9715	5	13899	10226	105	920	5826	29	943	2594	14	7255	15119	9	63	298	0	119	344	0	99	230	0	300	497	36	
Vanuatu	9918	0	0	19674	1183	936	20692	1592	2109	1351	1081	391	14300	28	65	5089	197	224	29	39	17	66	142	39	268	1	0	252	170	83	
Venezuela	6412	0	0	13581	489	1538	17918	1411	34	1773	687	482	2576	102	357	4413	584	37	137	80	57	142	109	50	158	43	35	629	34	0	
Viet Nam	6804	0	158	18980	26	1515	11291	2070	163	2118	332	423	2633	9	999	18397	433	694	185	3	100	1319	886	95	224	77	24	1154	3	63	
Yemen	9444	0	173	10745	3206	596	12083	2785	252	2983	1280	318	2480	1305	342	10996	523	124	124	250	8	132	389	9	185	191	16	374	575	18	
Zambia	8068	3	42																												

FAO-code >>>	2612			2613			2614			2615			2616			2617			2618			2619			2620			2625		
Product >>>	Lemons, Limes			Grapefruit			Citrus, Other			Bananas			Plantains			Apples			Pineapples			Dates			Grapes			Fruits, Other		
	Green	Blue	Grey	Green	Blue	Grey	Green	Blue	Grey	Green	Blue	Grey	Green	Blue	Grey	Green	Blue	Grey	Green	Blue	Grey	Green	Blue	Grey	Green	Blue	Grey	Green	Blue	Grey
Albania	320	159	64	244	77	40	279	87	45	328	61	2	1570	27	6	543	153	24	212	9	30	2175	1071	20	248	19	7	1317	264	14
Algeria	374	337	7	316	273	8	508	175	59	358	48	0	1570	27	6	568	238	12	210	9	30	987	2284	21	599	1147	22	1165	691	21
Angola	289	188	32	210	136	23	1039	209	15	814	130	8	1570	27	6	261	189	26	323	14	6	967	1237	93	949	106	130	1463	20	17
Antigua and Barbuda	2729	1	2	1229	14	22	750	65	50	772	21	1	1570	27	6	171	208	45	336	3	34	417	33	196	407	96	73	1921	32	7
Argentina	234	17	16	418	29	26	1034	80	38	444	167	14	1570	27	6	204	170	18	190	17	17	548	410	177	171	246	40	347	284	33
Armenia	158	114	26	227	205	39	939	92	41	640	74	24	1570	27	6	595	459	27	212	16	31	988	2329	150	379	304	28	1091	820	52
Australia	229	146	73	268	172	83	757	158	83	183	313	77	1570	27	6	244	346	122	76	17	42	943	1922	146	261	132	135	425	610	199
Austria	284	108	46	287	99	35	937	81	44	325	48	3	1570	27	6	202	12	13	201	10	32	961	2342	102	528	17	47	417	85	48
Azerbaijan	343	244	17	232	89	35	864	187	45	323	53	2	1570	27	6	674	464	28	209	26	42	974	2335	150	700	358	42	614	413	26
Bahamas	324	1	1	516	3	2	713	107	70	613	115	27	1570	27	6	157	242	54	149	5	36	351	0	173	212	176	87	1183	83	27
Bangladesh	2872	0	101	2257	0	79	861	76	56	727	0	20	1570	27	6	1009	226	118	400	0	26	1914	1757	115	1028	699	91	1925	10	54
Barbados	388	81	58	661	31	33	751	96	52	1168	18	51	1570	27	6	169	186	42	238	6	65	877	1122	106	356	97	82	1189	166	138
Belarus	226	134	45	278	93	42	1001	162	42	389	60	7	1570	27	6	1446	4	763	207	29	34	967	1938	135	831	97	37	1048	77	600
Belgium	289	111	39	274	82	31	1008	107	49	391	39	3	1570	27	6	123	18	5	191	5	9	1004	2282	90	500	47	72	375	139	36
Belize	389	122	56	591	0	40	1185	307	117	412	24	21	423	0	23	736	302	86	403	5	51	377	0	186	328	107	89	1015	2	55
Benin	310	28	7	367	85	54	877	237	112	1706	0	20	1570	27	6	206	118	15	87	0	2	3426	6	36	642	98	151	2084	0	23
Bermuda	432	152	58	226	64	43	504	68	45	334	145	27	1570	27	6	171	164	43	145	2	20	930	1250	98	300	123	84	294	96	29
Bolivia	732	58	0	524	40	0	1099	65	36	773	40	0	863	39	0	609	78	19	418	4	0	599	519	132	451	34	14	1092	60	3
Bosnia and Herzegovina	220	127	43	194	88	32	1116	63	37	354	50	2	1570	27	6	1121	6	43	210	9	29	1042	2296	97	819	8	63	2151	26	67
Botswana	285	185	31	198	129	22	343	212	36	324	482	33	1570	27	6	283	224	28	236	88	39	966	1212	92	237	170	53	953	302	8
Brazil	511	3	23	426	3	20	1063	308	101	927	39	37	1570	27	6	343	17	14	146	3	11	855	1622	121	300	39	28	1583	33	61
Brunei Darussalam	631	114	51	1415	11	93	1445	68	99	1125	43	45	1570	27	6	363	150	93	404	1	13	2662	1637	91	216	171	105	1252	157	101
Bulgaria	232	139	46	159	89	27	674	185	49	323	53	3	1570	27	6	621	28	7	198	104	48	1501	1295	210	1061	6	2	1460	44	6
Burkina Faso	956	0	150	442	0	70	876	147	56	442	2	3	1570	27	6	564	109	143	202	1	3	1081	2698	64	627	93	143	1437	192	190
Burundi	432	152	58	367	85	54	1024	244	86	1600	0	1	1570	27	6	561	133	127	215	9	31	3717	1636	78	316	114	60	1417	0	1
Cambodia	1268	0	4	1144	18	22	2294	399	434	2767	0	6	1570	27	6	439	133	118	495	0	3	947	1259	96	399	80	75	1608	51	14
Cameroon	411	137	54	57	6	2	805	237	93	1024	22	3	1863	0	7	203	124	17	301	1	3	2074	5	11	696	111	177	1938	4	8
Canada	313	76	45	226	64	42	462	102	66	337	45	2	1570	27	6	253	125	33	123	6	20	774	1440	136	302	98	78	379	212	76
Cape Verde	407	183	28	435	185	29	1057	75	38	160	303	0	1570	27	6	441	71	22	230	16	28	978	1260	96	1013	49	69	683	13	2
Central African Republic	1663	0	0	1067	0	0	1110	62	34	1550	0	0	1146	25	3	743	0	0	930	1250	98	643	90	131	1867	0	0	0	0	0
Chad	432	152	58	367	85	54	848	342	107	660	97	33	1570	27	6	278	180	36	263	7	16	3209	2	0	623	76	121	1518	0	0
Chile	242	204	57	365	41	32	944	203	67	313	50	0	1570	27	6	213	94	36	270	17	32	1028	2382	163	209	5	90	433	281	84
China	540	26	238	760	39	329	451	23	196	517	16	112	1570	27	6	795	30	284	155	3	114	513	26	146	356	3	203	1261	47	422
Colombia	633	25	1	251	66	42	515	7	1	418	17	0	1697	35	2	277	101	34	114	0	0	1751	37	19	322	23	57	983	27	3
Comoros	432	152	58	333	30	8	666	155	91	2606	3	0	1570	27	6	204	95	16	215	9	31	1476	1656	74	629	83	124	2676	0	0
Congo, Dem Republic	442	0	0	408	0	0	383	202	36	2712	0	1	2253	0	0	260	193	28	160	0	0	629	23	112	504	109	106	553	0	0
Congo, Republic	686	0	1	532	0	1	624	163	53	1500	0	1	1464	0	1	238	118	30	1223	0	3	930	1250	98	666	116	171	1287	1	2
Costa Rica	516	32	1	1056	62	0	1258	195	49	267	63	0	1867	59	0	323	193	52	68	6	0	638	220	203	225	101	88	1464	20	3
Cote d'Ivoire	380	161	33	1572	0	14	707	2	7	255	2	2	2703	14	19	215	127	16	121	1	2	1005	1413	99	720	123	196	9437	35	64
Croatia	344	123	52	180	100	28	1075	120	44	354	44	1	1570	27	6	568	5	44	215	14	29	1033	2305	105	630	4	69	1635	45	134
Cuba	1686	221	0	714	93	0	1402	245	29	1107	0	0	1626	0	0	374	200	53	529	0	0	1195	347	200	636	111	170	1264	0	0
Cyprus	145	282	10	87	165	5	420	352	44	111	258	7	1570	27	6	370	527	25	213	25	46	340	556	85	362	1156	37	516	780	43
Czech Republic	248	146	46	216	109	27	1005	94	46	371	37	4	1570	27	6	251	9	4	224	7	29	983	2658	109	599	35	59	646	70	32
Denmark	335	151	55	336	82	50	1069	72	45	612	89	29	1570	27	6	215	14	11	208	11	39	924	1521	127	458	73	85	562	128	62
Djibouti	123	66	0	367	85	54	1130	747	52	1264	493	0	1570	27	6	269	204	9	321	10	30	335	1915	91	492	28	44	471	103	30
Dominica	1743	0	6	1713	0	6	891	136	38	1492	0	4	2406	0	5	266	173	63	234	8	33	930	1250	98	456	81	73	9278	7	26
Dominican Republic	2810	0	0	1861	0	0	480	72	42	639	7	0	1245	13	0	172	222	54	308	0	0	799	0	210	303	151	96	1232	9	1
East Timor	432	152	58	367	85	54	1172	102	53	333	0	0	1570	27	6	250	415	133	788	0	0	930	1250	98	308	130	131	959	1	0
Ecuador	1667	390	8	640	133	1	1417	291	4	315	50	0	1274	189	0	778	124	23	314	12	0	439	0	180	244	38	85	909	96	1
Egypt	82	494	110	118	666	148	228	560	129	41	470	57	1570	27	6	144	679	115	209	11	58	93	0	69	115	1	117	221	1248	219
El Salvador	688	28																												

FAO-code >>>	2612			2613			2614			2615			2616			2617			2618			2619			2620			2625		
Product >>>	Lemons, Limes			Grapefruit			Citrus, Other			Bananas			Plantains			Apples			Pineapples			Dates			Grapes			Fruits, Other		
	Green	Blue	Grey	Green	Blue	Grey	Green	Blue	Grey	Green	Blue	Grey	Green	Blue	Grey	Green	Blue	Grey	Green	Blue	Grey	Green	Blue	Grey	Green	Blue	Grey	Green	Blue	Grey
Ghana	1273	0	6	216	118	40	587	215	69	2715	0	11	1125	0	4	242	180	28	709	0	6	934	1510	102	671	120	173	2419	2	10
Greece	286	168	64	212	105	41	665	127	54	280	89	21	1570	27	6	209	134	41	207	11	30	933	1517	107	318	121	92	345	216	72
Grenada	581	0	0	778	1	7	1067	17	19	3638	8	0	1963	0	0	1905	71	19	298	3	44	642	602	126	339	127	85	1576	6	1
Guatemala	336	39	0	775	71	15	1640	171	30	277	19	0	375	13	0	1104	48	16	183	2	1	341	0	168	624	48	40	1066	8	2
Guinea	310	28	7	367	85	54	1588	0	0	2823	44	0	2043	0	0	187	72	11	1047	5	0	536	3472	163	754	166	165	4537	0	0
Guinea-Bissau	940	671	0	367	85	54	1329	123	110	836	282	0	2758	931	0	529	75	25	995	25	9	930	1250	98	1069	104	159	1140	220	0
Guyana	1804	0	367	1796	0	363	1206	20	169	1595	0	236	3670	0	543	164	241	56	564	0	205	734	771	118	357	119	94	1278	1	195
Haiti	1825	69	0	1084	41	0	501	149	69	1638	5	0	1671	5	0	306	269	69	459	1	4	930	1250	98	295	113	67	1735	3	0
Honduras	950	41	12	695	31	9	1348	140	32	324	42	3	747	77	7	591	135	38	173	6	4	359	0	177	277	138	86	1765	16	20
Hungary	232	135	45	180	107	25	797	179	57	396	46	6	1570	27	6	387	8	50	198	43	48	1042	2625	118	572	2	101	968	39	140
Iceland	267	129	44	237	71	35	909	67	50	289	45	7	1570	27	6	170	113	26	198	9	33	945	1862	127	348	106	83	494	177	94
India	799	0	78	348	0	36	553	2	51	305	170	26	1570	27	6	1372	419	123	289	31	48	1061	1687	135	301	16	30	1028	429	85
Indonesia	252	163	57	416	145	86	998	203	158	1070	0	80	1570	27	6	170	219	52	110	0	20	1312	1614	110	247	147	99	1363	2	107
Iran	181	440	38	170	415	36	251	589	51	667	177	39	1570	27	6	260	775	48	206	9	41	967	2281	147	338	0	80	338	976	68
Ireland	268	148	43	239	102	29	1033	119	51	409	48	7	1570	27	6	203	28	9	192	17	26	999	1354	112	609	48	108	581	247	64
Israel	137	289	37	60	120	16	818	204	56	85	282	21	1570	27	6	167	349	39	194	46	56	749	1585	144	108	394	52	269	650	68
Italy	287	50	49	222	107	30	846	114	50	409	64	9	1570	27	6	167	46	24	203	13	27	990	2890	92	380	33	82	381	108	59
Jamaica	1031	0	19	697	0	13	815	98	73	1604	6	24	775	3	11	376	186	89	231	2	18	770	849	111	457	52	65	1309	6	20
Japan	263	78	46	205	77	35	352	51	29	858	10	33	1570	27	6	333	8	12	147	3	21	933	1721	143	323	72	52	358	40	22
Jordan	153	376	11	160	407	11	649	433	56	202	762	13	1570	27	6	335	939	19	207	22	39	1054	1490	96	342	3	27	484	1261	33
Kazakhstan	428	316	72	372	109	77	1010	119	39	409	65	12	1570	27	6	1613	1134	124	188	6	76	991	2338	151	517	411	61	1672	1341	123
Kenya	1376	89	27	823	46	15	835	49	16	545	12	11	546	0	11	520	138	24	100	1	3	2222	768	66	465	189	65	764	5	14
Kiribati	215	146	72	367	85	54	540	245	125	1817	0	0	1570	27	6	221	301	96	55	16	37	930	1250	98	254	142	142	579	5	1
Korea, Dem People's Rep	281	237	66	367	85	54	1195	165	230	513	18	123	1570	27	6	779	4	3	215	14	79	641	0	116	411	6	151	954	4	0
Korea, Republic	266	55	44	206	67	39	535	101	107	967	1	34	1570	27	6	575	3	24	151	3	22	952	1680	144	335	14	31	476	11	25
Kuwait	241	237	30	180	234	16	628	695	100	967	7	35	1570	27	6	241	423	38	242	11	48	393	1837	25	362	37	58	577	927	78
Kyrgyzstan	793	940	77	332	88	51	555	314	32	347	55	4	1570	27	6	1148	805	81	209	10	32	987	2327	150	757	472	26	1385	963	97
Laos	1389	216	1	1187	185	9	2452	427	470	1412	0	0	1570	27	6	815	31	291	417	0	0	977	1219	94	434	30	62	1502	73	13
Latvia	298	149	52	235	97	38	734	289	52	636	97	32	1570	27	6	898	2	100	183	170	57	1058	2059	122	708	81	89	744	84	120
Lebanon	132	232	0	133	229	1	895	106	55	142	443	0	1570	27	6	292	593	0	188	6	37	578	1130	105	332	0	2	395	747	2
Lesotho	432	152	58	367	85	54	1145	62	35	660	97	33	1570	27	6	561	133	127	215	9	31	930	1250	98	262	0	17	1696	0	0
Liberia	253	25	19	290	99	58	882	441	166	1123	0	0	5561	0	0	240	128	42	793	0	0	1072	960	137	292	171	54	2260	1	0
Libya	270	788	31	402	109	42	482	358	80	364	60	8	1570	27	6	224	258	21	226	9	30	785	1324	60	431	1177	74	716	1270	71
Lithuania	301	139	50	325	90	44	1109	74	39	497	83	19	1570	27	6	1119	1	6	212	11	32	949	1777	134	591	41	63	816	81	58
Luxembourg	354	119	44	367	76	48	1081	58	35	639	92	32	1570	27	6	524	9	518	348	7	24	978	1271	93	396	12	41	1032	120	719
Macedonia	222	135	45	144	94	27	1037	79	39	317	74	8	1570	27	6	602	74	26	214	34	37	1051	1927	157	454	46	27	873	136	42
Madagascar	1866	0	0	977	0	0	1153	163	94	1805	0	0	1570	27	6	5286	1	0	875	0	0	904	1723	106	819	4	2	1773	0	0
Malawi	286	186	31	209	136	23	706	53	6	413	0	0	998	0	0	240	189	24	288	103	49	1166	1686	107	323	101	39	793	0	0
Malaysia	1656	82	143	1612	16	109	1253	103	159	832	1	38	1570	27	6	393	128	124	190	0	22	745	541	152	306	195	102	1610	82	118
Maldives	2882	11	55	837	190	155	1217	190	111	20	8	2	1570	27	6	295	188	59	393	10	20	3150	1465	72	1121	423	117	133	33	13
Mali	760	56	0	337	122	22	721	164	58	90	0	0	1570	27	6	262	147	31	144	2	7	981	2272	21	562	60	69	1273	335	0
Malta	28	10	4	267	132	35	485	250	26	336	49	4	1570	27	6	180	48	24	188	7	28	915	2058	134	458	113	68	620	189	46
Mauritania	254	163	49	367	85	54	1063	288	131	205	33	8	1570	27	6	314	181	56	185	7	35	1679	1747	1	557	98	104	904	20	6
Mauritius	352	207	34	200	135	23	624	213	67	549	0	29	1570	27	6	257	200	28	164	5	19	1219	1550	100	410	210	62	665	291	67
Mexico	503	196	74	292	115	43	821	309	112	321	181	35	1570	27	6	748	347	99	89	23	23	554	1	225	310	38	92	785	331	95
Moldova	186	123	32	170	88	28	1132	92	39	348	54	2	1570	27	6	1303	35	0	206	33	34	1854	239	267	1097	21	2	2118	68	1
Mongolia	432	152	58	382	86	57	1075	50	42	562	29	90	1570	27	6	737	27	252	191	7	28	3060	1310	91	632	13	55	633	97	219
Morocco	273	361	43	249	325	39	447	461	79	118	193	17	1570	27	6	349	578	49	213	8	28	2493	3650	293	321	932	100	680	990	103
Mozambique	1301	65	65	618	67	35	399	204	35	1090	1	46	1570	27	6	270	199	27	544	1	40	1734	1468	95	641	110	75	1038	1	50
Myanmar	446	154	60	394	88	59	1980	317	357	1004	20	40	1203	60	7	727	28	259	218	10	44	930	1250	98	429	41	1			

FAO-code >>>	2612			2613			2614			2615			2616			2617			2618			2619			2620			2625		
Product >>>	Lemons, Limes			Grapefruit			Citrus, Other			Bananas			Plantains			Apples			Pineapples			Dates			Grapes			Fruits, Other		
	Green	Blue	Grey	Green	Blue	Grey	Green	Blue	Grey	Green	Blue	Grey	Green	Blue	Grey	Green	Blue	Grey	Green	Blue	Grey	Green	Blue	Grey	Green	Blue	Grey	Green	Blue	Grey
Philippines	735	3	42	895	2	45	1011	4	52	991	0	35	1570	27	6	604	80	209	142	0	13	590	913	146	438	122	129	1537	0	55
Poland	232	127	45	167	105	24	834	218	51	327	45	1	1570	27	6	425	2	1	173	72	39	974	2410	131	464	41	74	854	61	14
Portugal	416	179	33	496	213	29	665	249	89	314	59	10	1570	27	6	428	77	25	174	8	21	1000	2102	111	1024	54	77	1769	598	112
Romania	188	123	35	144	93	23	977	115	45	321	50	0	1570	27	6	684	6	21	203	27	31	980	2165	144	864	11	36	851	15	28
Russian Federation	219	100	33	184	99	29	1069	202	44	342	47	1	1570	27	6	1138	34	25	196	36	35	997	2280	143	823	162	34	1025	300	36
Rwanda	432	152	58	869	48	16	843	81	32	1495	21	3	1261	0	0	356	11	4	216	9	31	930	1250	98	477	70	66	1201	0	0
Saint Kitts and Nevis	654	39	35	630	29	26	794	65	57	1447	1	4	1570	27	6	188	213	49	275	6	36	318	0	157	521	103	97	2097	16	17
Saint Lucia	19	0	0	62	2	3	934	57	46	22	0	0	81	0	0	266	193	67	179	5	37	393	0	194	378	90	68	40	6	2
Saint Vincent/Grenadines	1209	0	0	1079	1	4	978	40	71	1153	0	0	1478	0	0	2481	27	8	286	4	41	930	1250	98	520	80	87	2250	8	2
Samoa	546	32	0	304	18	0	1669	17	9	2746	0	0	1570	27	6	232	70	33	159	0	0	955	1205	90	347	124	96	2516	2	1
Sao Tome and Principe	432	152	58	367	85	54	1138	56	34	2014	0	0	1570	27	6	430	61	21	215	9	31	930	1250	98	1187	55	75	1367	0	0
Saudi Arabia	226	260	46	186	260	53	446	716	75	587	210	16	1570	27	6	229	255	42	208	10	42	465	3041	143	191	529	63	466	188	103
Senegal	288	253	39	315	265	40	1030	219	114	220	39	6	1570	27	6	197	104	14	162	5	18	1112	2884	95	707	130	178	873	167	29
Serbia and Montenegro	234	146	46	164	106	28	1028	69	38	343	47	1	1570	27	6	805	8	68	207	29	36	1220	1405	149	713	8	84	1442	21	133
Seychelles	26	12	3	288	101	25	490	187	41	2503	0	2	1570	27	6	299	195	52	648	3	5	2205	1447	87	416	121	59	1269	297	31
Sierra Leone	303	190	56	213	139	23	1466	1	0	790	0	36	2114	0	0	194	124	31	216	9	31	930	1250	98	925	12	91	2726	1	0
Slovakia	251	146	47	180	120	23	1061	78	38	351	40	4	1570	27	6	284	15	7	226	8	29	1001	2694	114	791	15	39	695	66	26
Slovenia	236	112	41	138	102	23	997	87	40	371	44	2	1570	27	6	182	4	34	200	7	21	1004	2324	93	514	7	147	698	82	119
Solomon Islands	432	152	58	367	85	54	1012	92	48	4413	0	0	1570	27	6	181	41	11	215	9	31	930	1250	98	348	77	109	795	0	0
South Africa	290	189	32	216	139	23	558	188	59	294	428	29	1570	27	6	256	199	27	239	94	42	1049	1782	130	220	157	49	490	439	54
Spain	226	154	53	201	110	36	957	117	52	186	112	21	1570	27	6	265	164	52	178	9	35	861	1317	118	740	133	211	443	281	94
Sri Lanka	5308	0	0	273	141	68	983	276	150	660	97	33	1124	0	0	466	173	155	607	0	0	3920	1751	85	2210	1881	141	3042	7	3
Sudan	360	841	0	290	678	0	592	297	42	188	0	0	1570	27	6	371	448	78	949	0	0	731	3	0	441	370	80	991	0	0
Suriname	1695	0	286	1329	0	224	1121	77	164	582	159	77	501	0	63	430	76	121	243	9	71	911	1084	100	678	27	97	1083	3	140
Swaziland	58	38	6	715	70	2	407	209	34	773	540	20	1570	27	6	281	223	28	119	0	0	2510	66	5	295	161	54	1305	70	10
Sweden	315	155	53	261	88	39	1065	81	40	432	63	17	1570	27	6	208	29	12	207	9	34	840	1910	129	475	84	97	521	152	63
Switzerland	279	122	45	248	85	33	906	85	46	347	45	4	1570	27	6	120	3	10	314	7	16	778	1681	118	433	40	69	424	173	59
Syria	150	294	9	111	538	106	117	217	7	299	176	3	1570	27	6	405	944	21	212	10	36	1097	571	82	408	0	28	539	1174	29
Tajikistan	1389	1819	116	367	85	54	905	131	49	628	94	33	1570	27	6	1557	2246	109	208	9	30	1002	2364	152	920	1518	107	2628	3664	186
Tanzania	1171	3	2	209	136	24	1114	7	1	1680	199	0	3286	0	0	312	176	35	444	5	0	2606	1908	98	558	31	9	984	0	0
Thailand	2958	515	567	4901	853	940	1537	245	268	829	514	137	1570	27	6	448	92	148	211	14	77	935	1401	141	456	47	78	2068	595	313
Togo	432	152	58	367	85	54	937	130	77	843	48	0	1570	27	6	176	72	11	551	5	0	638	425	119	653	96	152	1637	34	0
Trinidad and Tobago	3217	0	210	1047	1	69	917	47	67	2004	0	88	2803	0	139	194	116	36	322	2	41	652	1234	148	301	110	91	1454	32	84
Tunisia	311	193	18	229	142	14	448	275	27	353	47	0	1570	27	6	1275	0	67	214	12	53	1032	3271	84	551	1058	56	1109	126	61
Turkey	149	125	28	104	90	19	435	255	53	234	56	9	1570	27	6	217	71	36	183	19	37	1537	836	212	526	1	116	472	212	85
Turkmenistan	157	125	33	104	87	20	462	374	50	210	857	39	1570	27	6	1423	1807	21	214	9	31	986	2325	150	441	677	0	1167	1258	1
Uganda	432	152	58	211	137	23	721	114	29	1958	0	1	1520	0	1	468	135	33	510	2	2	2656	1447	82	437	146	77	1312	0	1
UK	285	130	41	246	101	28	1015	92	46	640	48	15	1570	27	6	217	51	20	165	13	20	911	1925	130	396	77	81	524	212	75
Ukraine	193	124	34	142	98	23	1005	241	52	360	57	4	1570	27	6	1518	0	218	200	49	43	1285	1961	150	948	8	167	1032	27	162
United Arab Emirates	448	218	31	360	185	20	543	551	76	977	4	36	1570	27	6	234	362	50	210	11	38	3480	1635	80	347	16	75	737	871	100
Uruguay	1225	4	28	526	3	12	1140	142	56	809	41	30	1570	27	6	508	10	11	151	4	11	889	2422	86	325	15	17	850	28	26
USA	299	80	50	209	57	39	1022	187	76	313	46	2	1570	27	6	192	211	61	143	5	27	396	92	153	160	180	85	289	267	80
Uzbekistan	422	709	0	241	407	0	380	445	10	642	95	33	1570	27	6	689	1074	0	218	9	31	959	2263	146	419	989	0	736	1142	0
Vanuatu	432	152	58	367	85	54	559	239	117	965	0	0	1570	27	6	186	75	22	124	13	34	930	1250	98	330	103	95	677	1	0
Venezuela	597	32	0	860	47	0	1050	438	147	590	150	0	1148	84	0	216	143	42	239	19	0	840	1447	119	356	46	74	768	99	3
Viet Nam	332	185	38	784	0	26	917	139	129	862	74	21	1570	27	6	680	36	241	500	4	30	885	1215	105	429	35	60	1012	3	32
Yemen	477	825	17	325	217	79	356	634	68	385	1514	13	1570	27	6	593	582	54	234	13	68	2427	820	100	460	3	19	428	698	16
Zambia	562	200	15	525	169	9	404	229	35	1392	917	0	1570	27	6	288	181	23	332	96	40	621	2309	122	255	134	43	921	1	0
Zimbabwe	791	208	0	719	189	0	532	231	28	1172	0	0	1570	27	6	424	94	12	458	30	3	951	2004	132	304	66	25	971	80	4
World average	432	152	58	367	85	54	1145	62	35	660	97	33	1570	27	6	561	133	127	215	9	31	930	1250	98	425	97	87	99		

FAO-code >>>	2630			2633			2635			2640			2641			2642			2645			2655			2656			2661					
Product >>>	Coffee			Cocoa Beans			Tea			Pepper			Pimento			Cloves			Spices, Other			Wine			Beer			Cotton Lint					
	Green	Blue	Grey	Green	Blue	Grey	Green	Blue	Grey	Green	Blue	Grey	Green	Blue	Grey	Green	Blue	Grey	Green	Blue	Grey	Green	Blue	Grey	Green	Blue	Grey	Green	Blue	Grey			
Albania	13032	114	481	19261	4	177	7171	905	719	6225	431	576	4310	844	292	57975	33	1382	3149	2602	20	354	27	9	197	1	44	3066	3115	573			
Algeria	25024	8	183	19290	3	164	9115	780	1450	3432	230	270	2057	1179	113	50358	24	786	4829	3907	1006	856	1638	32	482	1	11	3041	3124	829			
Angola	218746	8	249	51398	3	148	6865	722	936	6222	437	572	4106	5533	1341	44259	22	996	5735	1128	183	1355	151	186	188	10	30	9873	75	645			
Antigua and Barbuda	17887	17	3645	22162	3	160	5691	328	334	5282	366	474	5988	1095	362	62968	31	1414	3661	33	127	581	138	104	99	3	24	2123	2556	135			
Argentina	11568	178	344	29803	46	618	7637	1217	248	2396	144	172	6095	2839	389	52166	15	658	6268	1262	481	244	351	57	304	3	15	10889	322	478			
Armenia	17036	81	817	20166	3	190	7533	878	836	6270	436	577	5501	983	322	53393	29	1221	28456	11603	652	541	434	40	391	64	23	2163	5341	464			
Australia	11744	40	427	19050	2	314	8860	420	574	7622	369	745	4809	1495	425	52893	17	874	6721	956	506	373	189	193	343	0	32	2984	3137	621			
Austria	13547	96	628	18794	3	127	7220	805	734	6541	370	602	2472	536	189	54873	2	604	8759	1624	539	755	25	68	88	0	31	4759	3172	921			
Azerbaijan	13111	112	508	20257	5	208	9267	2992	987	7293	499	682	5281	1385	291	59834	30	1341	13200	6137	523	1000	511	60	238	89	1	3005	8043	832			
Bahamas	10720	25	3297	20290	4	216	7283	894	740	6754	491	625	5419	959	314	61504	30	1380	2535	809	234	303	251	125	137	24	28	4399	3009	411			
Bangladesh	21714	46	670	18720	0	557	10989	2	113	5154	322	479	11312	53	154	55608	19	1154	2021	140	106	1468	999	130	1294	4	5	7025	3353	1181			
Barbados	16191	22	6203	19233	3	241	7627	721	830	5850	370	529	5173	1118	317	52946	15	978	4561	583	213	509	139	117	185	8	28	5086	2109	884			
Belarus	14966	57	664	21082	3	143	6617	501	578	10446	542	1047	5502	1190	326	56932	25	1105	6687	943	488	1188	139	53	300	1	35	3568	4421	630			
Belgium	14530	126	514	19694	3	146	7628	794	856	6785	422	612	3830	990	248	50022	12	522	6018	487	246	715	67	102	94	1	25	4721	3357	1066			
Belize	5302	0	2408	25051	1	1992	7354	871	1992	7354	871	762	6470	357	394	5418	976	321	44259	22	996	5052	417	404	469	153	127	189	12	24	4943	2054	677
Benin	40981	7	117	16807	1	17	8684	851	1226	15273	27	88	7469	2	17	68297	52	1509	4256	208	175	918	141	215	123	3	27	9896	202	285			
Bermuda	12547	3	2871	18192	3	211	7608	814	809	6054	424	555	5869	1125	371	59834	30	1341	348	32	182	428	175	119	192	18	19	15480	47	136			
Bolivia	7467	0	155	16514	13	242	5125	387	123	6018	509	14	1142	661	70	55772	28	1252	11379	1418	387	645	49	19	1023	38	19	9136	1026	652			
Bosnia and Herzegovina	11969	138	388	20337	3	196	7000	937	699	6230	399	579	790	5	67	51110	27	1165	3135	522	301	1170	11	90	164	0	38	3421	2646	849			
Botswana	14865	374	533	20966	4	193	3946	2497	342	6517	462	601	4041	6036	1453	61139	30	1372	2904	349	137	339	243	75	190	63	11	5834	4615	379			
Brazil	10751	181	263	28068	44	628	7026	259	132	1707	99	98	4123	2847	709	61578	8	1451	8913	3510	625	429	56	41	301	2	29	7256	658	918			
Brunei Darussalam	19141	45	590	20002	1	417	10745	220	379	9896	118	267	5242	805	332	57774	30	1293	1926	110	129	309	244	150	248	15	27	3849	1137	1429			
Bulgaria	21769	20	608	19665	2	239	9685	246	1254	4593	330	406	1487	118	17	52029	19	808	2900	346	7	1515	8	3	163	0	15	2209	3348	368			
Burkina Faso	31017	8	77	13440	0	21	8428	843	1213	6155	436	566	5721	0	3	59834	30	1341	2387	36	35	895	132	204	138	19	28	11060	11	76			
Burundi	9949	64	2	19745	4	179	10816	0	2	6303	431	581	5869	1125	371	59834	30	1341	1537	45	40	451	162	86	150	14	19	13491	683	560			
Cambodia	14291	2	13	19280	0	894	15126	1644	1130	768	0	0	11450	0	1	59834	30	1341	13009	1188	534	570	114	108	236	3	28	4062	998	1417			
Cameroon	34095	0	57	27905	0	50	4226	48	25	14955	97	109	6703	58	13	52247	21	887	1079	4	4	995	158	253	100	1	26	9468	54	125			
Canada	11928	47	2465	20288	6	221	7412	767	745	10474	484	1056	4325	1087	297	49691	14	691	6029	1003	785	431	139	111	186	2	25	5259	2127	828			
Cape Verde	12945	127	436	20451	5	199	3997	496	250	6216	438	572	401	184	3	56918	29	1270	14378	2321	622	1447	70	98	465	0	72	4504	1852	1102			
Central African Republic	17738	0	0	105437	0	46	4377	98	59	6042	413	550	9304	0	0	59834	30	1341	7007	715	462	918	129	187	140	21	27	15937	12	10			
Chad	16793	38	380	27366	0	53	7865	813	1055	6540	467	604	5344	953	313	59834	30	1341	7388	23	12	890	109	173	130	6	23	18552	17	9			
Chile	18792	98	403	28487	23	474	8759	774	645	3781	407	288	2103	1729	299	63358	29	1443	8333	3096	483	298	6	129	171	28	46	6236	1022	1041			
China	7234	5	787	19376	2	335	9284	797	1494	2737	109	831	1041	85	196	41292	3	1013	1817	43	361	509	4	289	177	4	30	3766	1313	1277			
Colombia	13056	0	1525	23912	0	685	7589	474	292	2317	454	151	2520	784	146	50224	12	591	2525	855	60	459	33	82	230	3	32	6923	1061	1632			
Comoros	46942	11	285	2597	0	25	4346	92	150	6020	29	0	5869	1125	371	51908	13	0	51539	380	0	899	118	178	202	33	14	13376	3921	1623			
Congo, Dem Republic	22389	2	3	25755	0	3	13688	770	64	6128	430	564	2047	0	0	59834	30	1341	6743	1185	223	721	156	151	160	15	18	23362	67	30			
Congo, Republic	30999	6	38	29316	0	18	5551	5675	221	6428	422	553	1034	82	197	59834	30	1341	15098	4073	374	952	166	245	124	6	19	10605	52	242			
Costa Rica	8604	0	1429	24894	2	510	10575	895	574	1741	68	93	4870	977	274	54667	28	1231	812	87	29	321	144	125	178	6	26	4705	1605	667			
Cote d'Ivoire	28264	0	38	14047	0	22	8438	821	1206	7269	180	249	9420	104	14	57448	28	1289	1489	8	10	1029	175	279	103	2	26	9031	117	158			
Croatia	12780	113	465	24457	1	82	7503	881	646	8316	368	835	1662	493	185	53289	15	977	10352	1073	498	900	6	99	132	0	28	5323	3195	1053			
Cuba	40649	3	18	13817	2	170	7475	864	787	6363	463	589	1865	835	20	54702	29	1248	3536	1970	154	908	158	243	123	2	29	3776	2050	810			
Cyprus	11643	173	385	19767	4	183	7909	780	845	5014	308	420	3682	1072	201	51039	21	890	4384	4746	358	518	1651	53	279	6	24	4549	2716	1125			
Czech Republic	14278	44	442	19216	3	117	7687	814	814	6077	325	571	5822	594	40	53031	5	526	7076	473	405	856	50	85	138	0	29	4550	3439	850			
Denmark	13287	136	550	19270	3	134	7838	812	868	7391	440	709	4460	923	270	54176	23	1211	6226	833	266	654	104	121	94	0	21	4936	2595	1050			
Djibouti	11874	173	106	20194	4	188	6227	177	263	9290	181	116	3954	1	0	69401	21	1658	12757	57	359	703	40	63	341	2	37	12301	6670	5			
Dominica	16503	0	118	8934	2	110	7182	827	724	1678	33	40	5869	1125	371	57946	31	1285	7756	1	66	652	116	104	202	12	28	4522	1919	910			
Dominican Republic																																	

FAO-code >>>	2630			2633			2635			2640			2641			2642			2645			2655			2656			2661		
Product >>>	Coffee			Cocoa Beans			Tea			Pepper			Pimento			Cloves			Spices, Other			Wine			Beer			Cotton Lint		
	Green	Blue	Grey	Green	Blue	Grey	Green	Blue	Grey	Green	Blue	Grey	Green	Blue	Grey	Green	Blue	Grey	Green	Blue	Grey	Green	Blue	Grey	Green	Blue	Grey	Green	Blue	Grey
Ghana	35291	0	28	26312	0	20	7156	1363	1012	5700	23	22	2589	0	2	51346	69	1141	7482	520	256	959	172	248	98	4	22	9494	670	856
Greece	12377	140	388	19900	5	185	8025	540	871	4225	319	362	4035	1055	232	51143	14	616	7597	2020	452	454	173	131	189	2	30	2638	2860	356
Grenada	25432	1	6061	891	0	8	7175	888	716	7367	464	702	1937	19	9	59834	30	1341	22101	20	6	484	181	121	104	4	24	4873	2121	639
Guatemala	11674	0	687	19118	1	184	11882	316	158	6694	164	96	4358	2602	201	60346	26	1388	28595	388	10	891	69	57	184	16	28	4307	2204	548
Guinea	25758	0	2	16037	0	11	8693	557	1087	6378	441	588	5869	1125	371	55560	28	1235	6416	297	231	1077	237	235	116	5	25	9217	710	661
Guinea-Bissau	11898	5	129	20173	3	193	8654	798	1243	6540	467	604	5869	1125	371	59834	30	1341	7007	715	462	1527	149	227	491	0	77	8965	9	3
Guyana	24692	0	6331	36719	2	7838	7362	823	763	9806	542	972	6186	1286	409	64458	16	1550	999	87	96	509	170	135	139	16	26	8103	2727	1269
Haiti	20857	0	0	409	0	4	9870	1442	181	5904	417	539	5869	1125	371	68478	29	1522	27829	180	965	422	162	95	159	22	29	699	689	82
Honduras	12987	0	913	19708	1	519	7475	866	693	7752	317	205	5489	1068	368	53963	27	1223	14662	1999	317	396	197	123	234	18	26	5071	1630	664
Hungary	12543	56	220	19442	3	228	7444	1323	520	6581	355	611	586	47	8	53584	13	629	3515	276	77	817	2	144	124	0	87	4240	2913	1019
Iceland	14758	109	645	19590	4	186	7401	924	733	6347	442	583	5494	1019	325	55747	28	1259	3258	366	162	498	151	118	102	2	29	5152	2456	1178
India	12800	0	671	22240	1	884	4852	1319	361	16271	775	1687	5857	1499	506	50141	59	880	4427	292	524	430	23	43	261	163	20	12904	3787	1901
Indonesia	28127	0	751	19859	0	529	11121	10	258	6288	405	531	5980	1153	425	67898	2	1740	24957	151	677	352	210	141	289	3	31	4715	2915	517
Iran	16695	98	563	18964	2	255	2846	7256	507	6088	402	566	1769	7438	449	53903	28	1198	3083	1973	1319	482	0	114	260	15	46	1037	7875	662
Ireland	15800	132	708	22871	2	117	5388	428	309	6110	415	553	5720	1106	359	63279	38	1412	9363	3323	232	869	69	155	62	1	18	5667	2736	850
Israel	13900	79	926	19018	3	166	8918	422	1076	4938	442	401	3444	1469	327	51066	23	1040	6983	548	573	155	563	74	189	5	25	3420	2864	736
Italy	15963	66	403	20090	2	128	8140	629	928	10465	485	1047	4819	1277	313	53407	14	810	9545	1702	732	543	47	118	137	1	31	3906	3388	755
Jamaica	25947	130	919	12873	12	195	7650	816	792	6615	432	618	2238	40	79	60023	29	1344	1890	161	128	652	74	92	95	3	24	5274	2172	689
Japan	14965	80	728	21799	3	208	5624	120	1887	5046	206	404	4331	1060	237	36165	182	240	2184	308	191	461	102	75	237	8	30	4462	1626	1268
Jordan	13567	136	480	18804	3	247	9964	74	1269	5375	342	478	5208	1726	471	53723	10	1155	11896	3019	443	489	5	38	462	90	65	2517	2212	1263
Kazakhstan	8933	142	231	19337	3	109	5970	1045	488	5641	477	486	2341	4511	213	54659	26	1192	3262	185	154	738	587	87	478	25	12	2907	3949	404
Kenya	22214	801	549	19887	0	951	4127	35	94	4978	206	55	7385	223	3	28868	544	0	10410	410	138	664	270	92	317	1	10	15923	953	249
Kiribati	16016	112	512	20059	4	186	7237	915	725	6540	467	604	5869	1125	371	59834	30	1341	1462	39	90	363	202	203	361	1	36	2280	2778	540
Korea, Dem People's Rep	12515	24	794	25810	2	123	5087	164	247	6966	284	793	1007	82	190	59834	30	1341	3916	99	441	587	8	216	326	19	3	5772	338	396
Korea, Republic	13209	25	680	20062	3	218	9488	423	288	3806	145	288	1058	158	192	52845	4	982	3762	95	281	478	20	44	190	1	41	4442	3126	1008
Kuwait	12955	8	894	19458	3	215	8600	424	1070	10777	467	1118	4590	1657	550	40079	113	704	7137	959	633	517	53	83	300	7	32	5299	2825	1589
Kyrgyzstan	14388	137	467	19493	3	224	8692	890	1093	2418	2894	450	1540	1716	121	55560	28	1235	1194	1300	270	1081	675	37	310	11	8	2378	2416	623
Laos	14851	0	24	19766	0	1050	30099	351	193	6540	467	604	3366	1	2	59834	30	1341	27474	0	4	619	43	89	118	1	28	3778	266	8
Latvia	15576	108	540	19909	4	186	7956	591	875	6374	398	599	4833	1284	274	53319	18	1030	2727	347	208	1011	116	127	307	0	22	3973	4173	720
Lebanon	11434	178	310	19444	3	229	10065	120	1271	6835	611	688	4452	2121	261	54832	17	1124	7487	3525	307	474	1	3	412	131	21	4460	3121	1106
Lesotho	15249	116	532	19745	4	179	7232	898	726	6540	467	604	5869	1125	371	59834	30	1341	7007	715	462	375	0	24	867	38	2	12336	36	90
Liberia	56039	0	4	75201	0	6	6023	1061	620	6556	470	606	6034	1159	386	59834	30	1341	1682	1279	975	418	244	77	124	1	28	11991	566	187
Libya	13669	154	445	19708	3	199	8864	544	1258	5513	396	516	2179	429	152	50163	25	1153	2561	881	374	615	1681	106	501	98	37	2618	3194	1112
Lithuania	15048	112	571	18734	3	163	8308	527	984	5924	444	545	4731	1147	286	54513	24	1061	4294	421	292	844	59	91	269	0	5	4333	4007	785
Luxembourg	14992	115	526	20182	4	186	7115	872	707	6319	443	584	5713	1037	341	57388	29	1296	3714	563	156	566	17	59	79	0	21	4890	2894	948
Macedonia	10871	126	328	23234	3	167	10171	34	1373	5122	453	449	1097	160	118	44259	22	996	419	123	61	649	66	38	258	0	14	2959	3550	368
Madagascar	35418	0	0	11183	0	6	6807	24	21	10299	50	0	9429	0	0	44741	0	0	54484	9621	0	1170	5	2	110	1	25	6873	2489	1113
Malawi	7335	6465	957	20262	4	201	4639	3948	0	4979	38	10	11629	3646	1	59834	30	1341	7815	1336	18	462	144	55	190	23	15	11171	820	546
Malaysia	19629	3	499	21048	0	505	10613	154	416	3371	101	224	2985	432	273	53846	16	835	8247	511	765	437	278	145	353	9	26	7031	1801	1374
Maldives	16386	90	443	19522	4	213	9950	97	1348	7147	1586	481	5855	1468	506	50608	18	887	7141	434	617	1601	605	168	229	15	27	6501	2385	1567
Mali	23382	43	225	16920	3	168	9240	968	1486	2830	139	185	8766	2584	1	60041	29	1347	3186	80	232	803	86	98	117	2	28	10610	15	32
Malta	14210	125	484	19715	4	179	6767	1066	634	7520	401	724	4129	947	214	43409	14	738	4045	768	217	654	162	97	227	5	26	4327	3111	1076
Mauritania	21245	13	244	20817	4	221	8895	764	1431	6280	456	573	5869	1125	371	61352	29	1370	18848	546	846	796	140	148	156	6	26	11011	38	40
Mauritius	18227	85	558	16975	1	312	5591	104	938	6071	210	421	5399	1380	480	49521	4	221	6141	1100	568	586	300	88	249	0	30	10415	3154	1550
Mexico	22633	3	821	20446	4	389	7435	881	851	4718	608	428	4159	2322	224	52941	16	967	5033	566	161	442	54	132	197	79	25	4784	2216	550
Moldova	15428	113	678	17925	2	182	8462	388	1002	5315	311	498	4724	1223	263	59834	30	1341	3052	279	180	1567	31	3	216	1	2	2654	4922	524
Mongolia	186																													

FAO-code >>>	2630			2633			2635			2640			2641			2642			2645			2655			2656			2661		
Product >>>	Coffee			Cocoa Beans			Tea			Pepper			Pimento			Cloves			Spices, Other			Wine			Beer			Cotton Lint		
	Green	Blue	Grey	Green	Blue	Grey	Green	Blue	Grey	Green	Blue	Grey	Green	Blue	Grey	Green	Blue	Grey	Green	Blue	Grey	Green	Blue	Grey	Green	Blue	Grey	Green	Blue	Grey
Philippines	15323	0	780	16659	2	290	8056	781	880	1334	60	142	4721	884	298	57996	29	1310	1440	252	114	626	174	185	239	4	28	5621	1437	1268
Poland	15768	22	429	18163	2	113	7709	758	516	6876	315	669	2743	1230	141	50853	7	450	10872	457	361	663	59	106	209	0	3	4169	3742	887
Portugal	20984	78	425	19540	4	170	6326	807	574	6254	432	576	2801	961	88	58699	24	1362	8243	1358	408	1462	78	110	172	6	41	7153	2948	584
Romania	17276	45	517	19216	3	222	7664	828	854	4847	413	419	5016	85	1184	50862	13	612	3738	210	1303	1235	16	52	161	0	30	3340	3489	757
Russian Federation	14780	52	549	18286	3	168	7343	765	738	8352	444	837	3546	2366	271	53016	31	913	5779	531	352	1176	232	49	448	11	12	1915	6262	268
Rwanda	12412	1	2	20406	4	193	7271	0	1	6540	467	604	3194	518	256	59834	30	1341	5024	208	69	681	100	95	134	6	23	21829	881	334
Saint Kitts and Nevis	9019	0	7566	20449	4	188	8573	539	625	6276	442	577	5939	1086	359	44259	22	996	2325	24	133	744	147	138	84	2	24	5184	2169	821
Saint Lucia	41618	19	4348	13524	3	125	7292	855	741	199	5	8	5540	998	328	53475	27	1195	652	103	53	540	128	98	94	2	23	4377	2099	1121
Saint Vincent/Grenadines	28664	0	171	4432	1	41	8820	597	712	6018	360	541	5653	1006	330	54636	0	0	7904	9	7	743	114	125	97	2	26	4907	2249	815
Samoa	49013	13	82	53160	0	26	7660	791	741	6951	312	407	5618	999	327	57946	31	1285	7030	1323	67	496	177	137	358	0	34	4465	1835	1214
Sao Tome and Principe	31359	0	15	47	0	1	7182	885	717	6182	431	571	5869	1125	371	59834	30	1341	28023	210	51	1696	78	108	494	0	77	6411	1930	736
Saudi Arabia	12058	1622	293	19794	3	236	7718	640	865	7261	380	715	4888	1718	609	55986	50	1260	10399	2076	833	273	756	90	203	13	28	4415	2244	1320
Senegal	29693	56	280	14389	0	27	9293	800	1500	2420	114	236	950	174	11	47874	14	669	7516	1394	285	1010	186	254	112	2	27	10838	954	763
Serbia and Montenegro	11602	133	322	22264	4	171	9977	169	1333	8378	450	814	2974	54	983	53017	15	459	9490	662	539	1018	12	120	207	0	40	3347	3391	943
Seychelles	14767	298	463	19993	3	255	23363	8122	153	7962	468	778	4866	1378	438	59834	30	1341	83762	2626	45	594	172	85	128	1	26	4459	3132	905
Sierra Leone	6642	0	2	26487	1	10	7644	616	977	12273	478	1227	3496	7	2	60041	29	1347	1987	7	15	1322	17	130	111	0	28	4552	1757	663
Slovakia	14428	58	529	17543	2	117	7890	960	789	5401	299	524	2213	717	127	53347	13	711	7260	1807	669	1130	21	55	209	1	16	3941	3356	886
Slovenia	12892	107	451	20056	4	217	6735	941	675	7522	401	724	1763	174	2370	51646	12	518	6825	1616	868	735	9	211	155	0	113	4397	3446	788
Solomon Islands	13071	0	593	128	0	2	8860	487	233	6540	467	604	5869	1125	371	59834	30	1341	1743	1	1	497	109	156	336	3	33	11044	97	399
South Africa	19177	347	628	17667	1	207	3929	2077	526	6534	337	587	4460	5061	1199	55559	15	855	7657	628	771	314	225	69	205	21	22	10039	1161	603
Spain	14009	61	413	21137	2	136	7525	854	829	4498	221	392	2597	1520	249	50571	6	663	5731	2910	337	1057	190	302	204	16	48	3989	3354	717
Sri Lanka	18887	0	20	6780	1	117	10252	12	1410	5516	3270	3	5420	1412	482	36389	0	21	12727	410	307	3158	2687	201	147	6	27	6033	2100	1492
Sudan	14071	59	98	19481	4	206	4581	52	115	5676	284	566	6419	0	0	35573	45	1043	14628	752	980	630	528	115	181	35	32	4797	9950	1534
Suriname	210698	10	20647	28401	13	1105	7395	750	699	5003	178	212	6034	1159	386	62968	31	1414	1398	69	154	969	39	138	110	3	28	5365	2550	1064
Swaziland	13864	76	347	20546	4	187	3411	1362	1051	6468	458	595	4041	6036	1453	15173	285	0	1970	181	131	421	230	77	264	45	15	3990	8215	224
Sweden	13353	167	651	19715	4	178	7535	824	792	8357	464	803	4672	1082	303	59808	28	1281	10803	609	357	678	119	139	112	0	27	5161	2613	1144
Switzerland	14280	84	607	20955	3	158	7605	839	681	6978	437	644	3706	765	242	54779	23	1047	8674	2126	558	618	57	98	91	0	37	5264	2846	1026
Syria	11070	172	314	18598	1	371	10181	59	1370	4008	440	316	3360	2779	25	57272	8	1278	2241	9574	16	583	0	41	905	47	178	204	4643	404
Tajikistan	15950	122	557	20095	4	189	3362	7086	589	756	3175	709	6034	1159	386	59834	30	1341	7300	2090	1313	1315	2169	153	368	16	70	1329	8641	93
Tanzania	18042	1	38	10578	0	14	5569	223	108	11357	161	42	5891	222	0	17750	333	0	17832	387	8	798	44	13	172	7	18	15132	1248	467
Thailand	10619	0	521	19486	1	372	35100	5058	1686	1657	84	177	6579	800	302	61179	6	1604	2825	167	259	651	68	111	201	6	28	5757	2532	825
Togo	27724	0	93	17306	0	3	10214	894	1618	6012	428	560	23525	432	0	59841	29	1338	9961	625	308	932	137	216	117	3	24	9995	268	701
Trinidad and Tobago	41264	97	1641	10737	2	120	7795	735	858	7993	360	777	4218	1256	303	47681	12	460	7053	689	749	430	157	130	80	2	23	2188	4737	1566
Tunisia	18881	111	248	17511	2	108	9611	432	1399	4080	199	363	2029	435	143	49787	60	651	2065	1399	728	787	1511	80	460	10	29	4978	3026	802
Turkey	11262	174	308	21187	1	84	2401	743	173	3653	279	332	1857	556	149	59099	15	1317	2090	1475	387	752	1	165	299	4	26	2288	4635	478
Turkmenistan	14479	99	545	20001	4	165	6198	3812	1007	6553	476	603	2370	659	187	59834	30	1341	3035	2787	1827	630	967	0	633	142	1	2259	10791	1
Uganda	12198	0	4	30275	0	43	5842	0	2	4480	1	5	9167	0	4	59834	30	1341	2719	1034	18	624	209	109	168	4	19	24104	411	390
UK	13879	82	628	20719	3	121	5603	674	364	8737	516	842	4204	1288	345	50806	20	626	6592	1328	511	566	111	115	73	0	24	5111	2929	1098
Ukraine	16679	78	529	19214	3	191	8758	366	970	4715	269	434	4861	1630	348	48889	9	340	3837	600	665	1354	11	239	292	4	5	3359	3165	839
United Arab Emirates	14077	471	564	19742	1	384	7061	753	742	7250	502	668	5488	1624	544	44082	167	755	6721	1265	734	495	22	108	340	7	28	5417	3892	1123
Uruguay	11780	179	345	28727	43	605	8149	573	519	2184	156	142	5246	1888	319	55560	24	1054	12702	1493	758	464	22	24	358	0	22	11138	375	530
USA	14386	68	738	19578	4	261	7936	1001	584	7474	383	717	3890	1619	276	51305	13	579	10327	2672	535	228	257	122	190	43	30	4956	2259	879
Uzbekistan	14622	108	1179	19416	3	231	8214	1560	1297	1584	7154	2	1811	4996	0	59834	30	1341	2555	4041	632	599	1413	0	370	24	1	794	7555	0
Vanuatu	14080	2	27	79	0	2	6207	1143	559	6540	467	604	5869	1125	371	59834	30	1341	374	26	4	471	147	136	358	0	35	5163	2955	996
Venezuela	29580	1703	2390	30359	1	749	7601	957	500	3843	328	334	2893	1159	101	57107	24	1260	10021	2969	522	508	66	105	125	6	27	5205	2280	796
Viet Nam	6260	0	278	18578	1	469	12497	202	492	2619	59	264	6704	96	305	53908	14	1357	35927	4635	1202	613	49	85	269	1	31	7200	1629	888

FAO-code >>>	2662			2663			2664			2665			2666			2667			2671			2672			2731			2732		
Product >>>	Jute			Jute-Like Fibres			Soft-Fibres, Other			Sisal			Abaca			Hard Fibres, Other			Tobacco			Rubber			Bovine Meat			Mutton & Goat Meat		
	Green	Blue	Grey	Green	Blue	Grey	Green	Blue	Grey	Green	Blue	Grey	Green	Blue	Grey	Green	Blue	Grey	Green	Blue	Grey	Green	Blue	Grey	Green	Blue	Grey	Green	Blue	Grey
Albania	2407	34	218	3492	200	500	3573	783	501	6112	708	222	19376	246	766	39	119	242	1897	260	277	12964	361	422	13870	616	207	5994	612	9
Algeria	2347	25	75	3492	200	500	1457	7046	1947	6053	721	221	19376	246	766	6037	148	185	1567	282	174	12964	361	422	26864	781	662	11281	330	48
Angola	2407	34	218	4852	320	8	2230	261	359	4239	279	7	19376	246	766	39	119	242	815	24	37	12964	361	422	16283	346	141	10807	291	2
Antigua and Barbuda	2356	33	217	3492	200	500	3525	649	343	6555	644	199	19376	246	766	39	119	242	3457	45	1033	12964	361	422	19772	374	315	5883	388	9
Argentina	2356	33	217	3492	200	500	8037	1157	595	6102	777	240	19376	246	766	0	766	422	920	371	250	12964	361	422	5602	188	23	4928	514	15
Armenia	2407	34	218	3492	200	500	1733	0	593	6112	708	222	19376	246	766	39	119	242	1432	48	441	12964	361	422	27652	759	415	6031	327	1
Australia	2258	17	84	3492	200	500	3251	846	384	7249	161	11	23658	76	996	5863	142	194	1546	96	680	12964	361	422	14516	614	62	8035	326	12
Austria	2169	21	114	3492	200	500	3886	475	220	5825	61	7	19376	246	766	5975	146	193	1468	152	515	12964	361	422	7738	134	603	5186	316	30
Azerbaijan	2423	32	227	3492	200	500	3525	649	343	6112	708	222	19376	246	766	39	119	242	1049	18	136	12964	361	422	20971	402	217	6525	335	3
Bahamas	2325	33	211	3492	200	500	1841	0	728	6643	793	233	19376	246	766	39	119	242	1576	70	1255	12964	361	422	24469	920	1269	7944	280	24
Bangladesh	2197	15	68	2793	20	83	2862	785	386	6710	560	157	17051	214	674	71	295	493	2229	19	170	106905	0	1208	15419	492	5	4608	479	1
Barbados	2356	33	217	3492	200	500	2074	192	388	6643	793	233	19376	246	766	39	119	242	1261	0	9	12964	361	422	23469	586	456	4957	345	4
Belarus	2371	25	141	3492	200	500	6676	34	1376	6388	703	219	19376	246	766	39	119	242	1549	324	241	12964	361	422	10893	298	1107	5529	279	45
Belgium	2315	27	169	3492	200	500	3642	414	33	6514	353	89	17534	233	691	16715	269	440	1621	119	475	12964	361	422	8923	213	355	4590	348	246
Belize	2356	33	217	3492	200	500	3525	649	343	8477	2353	446	19376	246	766	39	119	242	1037	18	1121	12964	361	422	16472	440	3838	8018	373	21
Benin	2356	33	217	3492	200	500	3525	649	343	6284	378	106	19376	246	766	39	119	242	2806	1	103	12964	361	422	39550	315	5	8179	324	0
Bermuda	2356	33	217	3492	200	500	3525	649	343	5372	0	0	26561	0	1142	39	119	242	3956	0	510	12964	361	422	16605	631	732	5922	325	11
Bolivia	2681	25	204	3492	200	500	1733	0	593	6092	813	252	19376	246	766	5911	144	222	2610	67	668	12964	361	422	76320	235	5	43729	617	5
Bosnia and Herzegovina	2305	32	210	3492	200	500	12822	1663	158	6369	757	240	19376	246	766	39	119	242	2119	61	378	12964	361	422	13994	282	727	6171	411	211
Botswana	2356	33	217	3492	200	500	2120	52	688	6351	3708	2778	19376	246	766	39	119	242	2134	177	445	12964	361	422	30311	186	1	6315	312	1
Brazil	2378	15	105	2844	0	140	3760	355	230	5979	798	247	8897	760	218	1	0	0	2081	10	131	10686	875	231	19175	178	82	9069	331	4
Brunei Darussalam	2356	33	217	3492	200	500	3525	649	343	6112	708	222	19376	246	766	5999	147	196	2154	0	753	279397	26	1185	9705	293	34	6356	317	10
Bulgaria	2623	20	345	3492	200	500	8639	264	978	3216	282	308	19376	246	766	649	13	104	1764	42	49	12964	361	422	24951	288	828	24958	321	20
Burkina Faso	2407	34	218	3492	200	500	3525	649	343	5353	686	215	20219	260	800	39	119	242	1912	218	72	12964	361	422	18974	315	0	5578	357	0
Burundi	2356	33	217	3492	200	500	3525	649	343	6112	708	222	19376	246	766	39	119	242	3929	23	35	12964	361	422	13665	272	0	8372	355	0
Cambodia	6047	0	6	3492	200	500	3525	649	343	6112	708	222	19376	246	766	39	119	242	2541	38	164	11521	0	26	21555	283	1	8136	366	41
Cameroon	8965	48	34	3492	200	500	3095	298	0	6109	690	219	19376	246	766	5956	146	214	2013	34	76	9211	15	14	12675	245	9	6767	423	1
Canada	2366	28	188	3492	200	500	2248	212	352	6002	339	121	22982	105	961	3	46	1190	1175	20	516	12964	361	422	12971	310	1252	6839	328	12
Cape Verde	2356	33	217	3492	200	500	3525	649	343	6643	793	233	19376	246	766	39	119	242	1069	54	179	12964	361	422	23686	325	119	10448	382	9
Central African Republic	2356	33	217	24746	0	0	3525	649	343	16292	0	0	19376	246	766	39	119	242	2686	0	0	10710	223	0	10710	223	0	4974	253	0
Chad	2356	33	217	3492	200	500	2427	274	392	6112	708	222	19376	246	766	39	119	242	639	4	13	12964	361	422	12793	283	1	8538	300	1
Chile	2356	33	217	1354	4241	5502	1632	1531	5372	5936	791	246	19376	246	766	2	0	720	33	1472	12964	361	422	7911	316	128	4918	335	14	
China	2319	19	375	1417	13	316	2465	501	430	3125	218	274	26519	1	1140	2618	66	168	1996	251	605	5971	359	1016	12800	495	398	3981	328	6
Colombia	2356	33	217	3492	200	500	2988	327	221	6191	808	251	4801	979	0	0	0	26	1712	4	165	12964	361	422	13131	194	16	8928	322	8
Comoros	2356	33	217	3492	200	500	3525	649	343	6112	708	222	19376	246	766	39	119	242	3434	0	295	12964	361	422	14251	350	358	4508	438	1
Congo, Dem Republic	2148	15	68	3006	0	1	1907	221	311	6900	164	0	19376	246	766	39	119	242	5679	4	24	35580	0	2	25845	367	153	6283	427	2
Congo, Republic	2356	33	217	3492	200	500	3525	649	343	5765	869	274	21629	263	859	39	119	242	4400	13	69	12455	0	4	20338	703	380	5777	661	2
Costa Rica	2356	33	217	3492	200	500	3525	649	343	6112	708	222	12988	1097	80	39	119	242	1959	33	482	12964	361	422	7270	330	282	7205	326	17
Cote d'Ivoire	2230	15	69	3492	200	500	3691	355	0	6307	224	40	19376	246	766	5912	144	190	4278	3	84	5884	52	8	20027	347	53	9170	333	24
Croatia	2356	33	217	3492	200	500	10349	1325	428	6006	740	236	19376	246	766	5146	116	275	1903	23	255	12964	361	422	19224	262	2786	8272	447	59
Cuba	2208	15	68	5603	38	0	4563	3868	0	8126	259	79	19376	246	766	1	0	0	3267	2203	233	12964	361	422	15534	718	140	9535	415	4
Cyprus	2232	31	202	3492	200	500	5264	394	21	6153	695	213	19376	246	766	6037	148	185	847	17	675	12964	361	422	33426	327	349	7115	221	10
Czech Republic	2383	32	211	3492	200	500	3446	207	161	9438	284	25	19376	246	766	5591	136	298	1810	203	1124	12964	361	422	10093	165	856	6743	302	25
Denmark	2307	32	214	3492	200	500	2889	388	175	5508	707	236	20192	294	791	5415	133	279	1774	118	1694	12964	361	422	7002	211	631	4054	340	142
Djibouti	2356	33	217	3492	200	500	3525	649	343	6115	816	253	19376	246	766	39	119	242	3162	319	419	12964	361	422	29626	316	4	8686	360	1
Dominica	2356	33	217	3492	200	500	3525	649	343	6112	708	222	19376	246	766	39	119	242	1726	53	254	12964	361	422	23024	303				

FAO-code >>>	2662			2663			2664			2665			2666			2667			2671			2672			2731			2732		
Product >>>	Jute			Jute-Like Fibres			Soft-Fibres, Other			Sisal			Abaca			Hard Fibres, Other			Tobacco			Rubber			Bovine Meat			Mutton & Goat Meat		
	Green	Blue	Grey	Green	Blue	Grey	Green	Blue	Grey	Green	Blue	Grey	Green	Blue	Grey	Green	Blue	Grey	Green	Blue	Grey	Green	Blue	Grey	Green	Blue	Grey	Green	Blue	Grey
Ghana	6943	40	142	3492	200	500	2718	383	440	5930	166	40	19376	246	766	5636	424	426	3604	27	51	16050	0	11	33727	313	51	7990	286	13
Greece	2176	30	189	3492	200	500	3477	406	56	6191	229	54	20219	260	800	5943	145	213	919	19	49	12964	361	422	10436	1190	982	7683	549	27
Grenada	2264	33	206	3492	200	500	3525	649	343	6112	708	222	19376	246	766	39	119	242	1559	38	764	12964	361	422	29916	734	1456	8043	326	44
Guatemala	2093	30	188	5440	3	0	2687	245	538	6020	943	259	19376	246	766	39	119	242	1247	2	148	10554	88	0	11141	281	176	11429	329	0
Guinea	2321	32	211	3492	200	500	2447	169	492	57943	244	33	19376	246	766	39	119	242	2767	21	68	8547	44	0	18558	405	66	8741	307	8
Guinea-Bissau	2356	33	217	3492	200	500	3525	649	343	6112	708	222	19376	246	766	39	119	242	3292	144	553	12964	361	422	25369	341	12	9316	359	0
Guyana	2356	33	217	3492	200	500	2427	274	392	6112	708	222	19376	246	766	39	119	242	3674	0	2465	12964	361	422	15146	1373	840	21536	1337	561
Haiti	2356	33	217	3492	200	500	2739	342	438	14185	7	1	19376	246	766	39	119	242	1809	62	292	12964	361	422	18307	262	13	7820	253	0
Honduras	2331	33	211	3492	200	500	1829	222	310	6253	687	213	19376	246	766	6037	148	185	2493	8	801	12964	361	422	7576	294	130	6424	336	1
Hungary	2322	33	211	3492	200	500	2842	269	126	5499	98	30	19376	246	766	5911	144	222	1737	281	385	12964	361	422	46827	219	1311	51576	460	1616
Iceland	2356	33	217	3492	200	500	2387	46	179	6112	708	222	19376	246	766	39	119	242	1933	168	1303	12964	361	422	7443	219	86	4829	404	7
India	2347	33	267	4690	90	515	3605	542	206	6728	215	45	25682	0	1104	1899	12	195	3106	325	413	7177	836	367	15537	722	288	4752	410	89
Indonesia	2610	17	77	4725	149	306	2972	372	383	6014	141	151	17646	11	506	17802	279	475	5347	36	507	20714	0	530	17692	505	461	6460	425	2
Iran	2246	16	69	3492	200	500	2155	237	348	6388	703	219	19376	246	766	39	119	242	1241	12	662	12964	361	422	25971	1208	539	6757	429	67
Ireland	2354	33	217	3492	200	500	1921	104	20	6773	819	263	19376	246	766	5720	139	341	1836	167	644	12964	361	422	5621	241	380	2919	318	1
Israel	2269	32	207	3492	200	500	2163	2668	928	6793	420	102	19376	246	766	39	119	242	1426	143	1702	12964	361	422	23472	241	198	8176	263	30
Italy	2373	32	211	3492	200	500	3456	824	260	6636	269	63	22929	52	972	5848	143	244	916	27	177	12964	361	422	9304	512	798	6788	604	28
Jamaica	2313	33	210	3492	200	500	3439	836	472	18383	1	877	19376	246	766	42	1	3	2055	13	420	12964	361	422	24782	383	249	6895	321	11
Japan	3097	44	268	3492	200	500	5442	1250	586	7009	136	3	19587	232	793	5419	106	303	1605	59	1405	12964	361	422	14240	581	848	6421	336	8
Jordan	2396	28	202	3492	200	500	1327	10879	2877	6194	93	17	19376	246	766	39	119	242	2483	94	509	12964	361	422	21852	1796	1313	8536	763	304
Kazakhstan	2022	69	244	3492	200	500	5498	120	489	6128	813	252	19376	246	766	5875	145	295	1395	500	282	12964	361	422	13659	1519	99	6141	307	5
Kenya	2273	32	231	3492	200	500	1675	55	463	5881	66	0	19376	246	766	5921	145	225	2537	3	42	12964	361	422	23747	259	0	6445	319	0
Kiribati	2356	33	217	3492	200	500	3525	649	343	6112	708	222	19376	246	766	39	119	242	579	82	179	12964	361	422	262938	8303	880	8136	320	14
Korea, Dem People's Rep	2513	25	519	3492	200	500	4256	0	0	1042	24	230	19376	246	766	39	119	242	2468	2	4	12964	361	422	20197	489	180	4025	374	0
Korea, Republic	2183	17	125	3492	200	500	3370	348	167	5405	243	193	24792	0	1066	530	8	98	1773	69	342	12964	361	422	15066	390	388	4927	354	6
Kuwait	2269	32	207	3492	200	500	3141	497	510	6255	687	210	19376	246	766	39	119	242	2935	322	407	12964	361	422	20238	815	562	1878	323	24
Kyrgyzstan	2419	23	451	3492	200	500	1291	5	583	5771	685	226	19376	246	766	5875	145	295	1034	1098	151	12964	361	422	11830	1541	82	12913	272	3
Laos	2356	33	217	3492	200	500	3639	0	0	6112	708	222	19376	246	766	39	119	242	513	5	12	12964	361	422	22613	383	2	5061	312	0
Latvia	2093	30	188	3492	200	500	4606	112	561	6255	687	210	19376	246	766	39	119	242	1686	142	247	12964	361	422	9745	246	317	5974	240	29
Lebanon	2198	24	183	3492	200	500	1398	8043	2258	6112	708	222	19376	246	766	6066	69	444	2022	160	89	12964	361	422	33810	338	106	6340	277	38
Lesotho	2356	33	217	3492	200	500	3525	649	343	6112	708	222	19376	246	766	39	119	242	2021	205	700	12964	361	422	29117	259	0	10034	321	1
Liberia	2356	33	217	3492	200	500	3525	649	343	6112	708	222	19376	246	766	39	119	242	1915	44	200	12193	0	0	15283	576	351	6676	364	14
Libya	2261	32	266	3492	200	500	3525	649	343	4169	51	106	19376	246	766	5978	146	187	1344	539	246	12964	361	422	28822	6563	1863	6872	1255	44
Lithuania	2459	33	231	3492	200	500	6802	168	901	6302	693	214	19376	246	766	6037	148	185	1721	178	926	12964	361	422	9932	254	148	4333	234	3
Luxembourg	2356	33	217	3492	200	500	3273	68	19	6112	708	222	19376	246	766	39	119	242	1007	27	91	12964	361	422	9457	180	1051	4146	377	2417
Macedonia	2356	33	217	3492	200	500	1571	0	464	6112	708	222	19376	246	766	39	119	242	2001	154	404	12964	361	422	12894	493	738	10104	413	34
Madagascar	2312	18	95	7703	9	0	2031	23	622	5307	0	0	19376	246	766	0	45	0	4452	10	221	12964	361	422	25639	310	9	8612	281	0
Malawi	2404	38	193	3492	200	500	1907	221	311	19142	4531	6	19376	246	766	39	119	242	3198	3	384	12964	361	422	17836	310	336	9189	315	2
Malaysia	3353	94	273	3492	200	500	2144	228	394	5054	126	246	17051	214	674	5840	134	329	2979	269	1245	20758	2	422	20250	763	322	6321	350	15
Maldives	2356	33	217	3492	200	500	3525	649	343	6112	708	222	19376	246	766	39	119	242	3069	321	408	12964	361	422	22446	2331	541	6851	480	53
Mali	2356	33	217	6500	117	0	1678	33	467	6112	708	222	20219	260	800	39	119	242	1395	23	105	12964	361	422	37384	271	0	10693	279	0
Malta	2348	33	224	3492	200	500	3338	311	16	6431	704	216	19376	246	766	5945	145	208	3188	292	747	12964	361	422	14548	760	803	4682	376	3
Mauritania	2356	33	217	3492	200	500	3525	649	343	3501	1614	541	19376	246	766	39	119	242	1705	45	142	12964	361	422	29079	290	0	15829	284	0
Mauritius	2155	17	267	3492	200	500	1887	0	0	6325	695	215	19376	246	766	0	0	2513	2759	34	1237	12964	361	422	21914	606	244	7412	327	18
Mexico	2356	33	214	3492	200	500	2997	342	232	6741	1693	339	21013	0	903	0	0	295	2074	30	215	4154	2263	168	16006	782	671	11202	330	28
Moldova	2287	32	207	3492	200	500	3985	139	699	6112	708	222	19376	246	766	39	119	242	2268	21	362	12								

FAO-code >>> Product >>>	2662			2663			2664			2665			2666			2667			2671			2672			2731			2732		
	Jute			Jute-Like Fibres			Soft-Fibres, Other			Sisal			Abaca			Hard Fibres, Other			Tobacco			Rubber			Bovine Meat			Mutton & Goat Meat		
	Green	Blue	Grey	Green	Blue	Grey	Green	Blue	Grey	Green	Blue	Grey	Green	Blue	Grey	Green	Blue	Grey	Green	Blue	Grey	Green	Blue	Grey	Green	Blue	Grey	Green	Blue	Grey
Philippines	2229	21	431	3492	200	500	14268	4	1055	5507	174	99	24660	5	1059	5	2	544	2347	61	593	8571	0	430	19663	348	224	5877	345	2
Poland	2281	16	73	3492	200	500	4151	234	163	6058	780	243	19376	246	766	5853	139	227	1660	92	322	12964	361	422	7925	400	487	6895	517	378
Portugal	2315	211	353	3492	200	500	3990	3014	411	6124	582	174	22327	0	960	5927	146	285	1461	96	538	12964	361	422	12274	1949	1047	6731	564	5
Romania	2266	16	74	3492	200	500	2357	1589	809	6830	429	109	19376	246	766	3996	95	229	1826	84	685	12964	361	422	17960	536	611	7803	526	150
Russian Federation	2089	26	65	1533	50	116	6307	411	557	5804	783	269	19376	246	766	39	119	242	1923	239	462	12964	361	422	15614	556	395	7060	295	9
Rwanda	2356	33	217	3492	200	500	1733	0	593	6534	116	16	19376	246	766	39	119	242	1318	7	21	12964	361	422	23121	332	0	8175	303	0
Saint Kitts and Nevis	2356	33	217	3492	200	500	3525	649	343	6112	708	222	19376	246	766	39	119	242	2021	205	700	12964	361	422	19036	476	372	7367	320	7
Saint Lucia	2356	33	217	3492	200	500	3525	649	343	6112	708	222	19376	246	766	39	119	242	1942	45	2340	12964	361	422	18340	493	322	7381	319	8
Saint Vincent/Grenadines	2356	33	217	3492	200	500	3525	649	343	6112	708	222	19376	246	766	39	119	242	2074	15	48	12964	361	422	27623	603	408	9407	397	8
Samoa	2356	33	217	3492	200	500	3525	649	343	6112	708	222	19376	246	766	39	119	242	1046	0	1	12964	361	422	13966	331	26	4558	356	2
Sao Tome and Principe	2356	33	217	3492	200	500	3525	649	343	6112	708	222	19376	246	766	39	119	242	2021	205	700	12964	361	422	17767	522	306	6361	439	2
Saudi Arabia	2221	27	217	3492	200	500	2656	512	408	6583	180	28	17306	219	684	16179	263	449	1898	454	488	12964	361	422	19299	986	797	5679	351	129
Senegal	2356	33	217	3492	200	500	2115	2808	945	5936	69	2	19376	246	766	5912	144	190	1722	85	1324	12964	361	422	16467	270	9	10761	297	0
Serbia and Montenegro	2217	15	67	3492	200	500	1846	79	464	5990	687	212	19376	246	766	6045	148	197	1974	110	945	12964	361	422	13271	203	706	4883	393	5
Seychelles	2356	33	217	3492	200	500	3525	649	343	7608	82	0	19376	246	766	39	119	242	1321	328	1220	12964	361	422	16595	568	472	6732	328	10
Sierra Leone	2407	34	218	3492	200	500	3525	649	343	6112	708	222	19376	246	766	39	119	242	2647	6	184	12964	361	422	17565	388	17	6200	333	3
Slovakia	2215	31	229	3492	200	500	4725	183	447	5612	301	139	19376	246	766	5912	144	190	1672	48	172	12964	361	422	8125	264	538	5838	581	2
Slovenia	2295	23	135	3492	200	500	4428	459	138	6137	705	221	19376	246	766	6037	148	185	1702	73	314	12964	361	422	7280	184	1121	3955	431	1
Solomon Islands	2356	33	217	3492	200	500	3525	649	343	6112	708	222	19376	246	766	39	119	242	3036	30	123	12964	361	422	21348	241	10	7791	323	12
South Africa	3350	56	284	3539	1536	2052	3353	98	46	6724	2260	1644	15035	425	556	48	2569	1642	980	451	685	12964	361	422	16978	230	117	8850	306	17
Spain	2279	25	148	3492	200	500	3497	1444	184	6683	298	66	6004	817	85	5562	137	272	1392	292	714	12964	361	422	11387	949	1116	8002	551	3
Sri Lanka	2210	22	185	3492	200	500	1898	159	389	6258	69	85	19376	246	766	5943	146	269	2617	1067	579	22397	0	215	22198	414	145	5247	241	8
Sudan	68	2	3	3492	200	500	1830	224	307	6112	708	222	19376	246	766	39	119	242	1179	173	293	12964	361	422	8830	513	14	6246	278	0
Suriname	2356	33	217	3492	200	500	3525	649	343	6112	708	222	19376	246	766	39	119	242	2078	132	910	12964	361	422	18611	2620	1713	9203	516	2
Swaziland	2321	32	211	3492	200	500	2326	160	621	6448	3765	2821	19376	246	766	39	119	242	2181	32	53	12964	361	422	15767	667	28	4171	266	2
Sweden	2432	32	221	3492	200	500	3338	238	316	6596	1911	1317	19376	246	766	39	119	242	1908	209	940	12964	361	422	7747	172	896	4326	341	52
Switzerland	2318	33	211	3492	200	500	3264	308	51	5503	603	213	20219	260	800	2383	27	203	1746	152	957	12964	361	422	6849	210	558	5136	344	16
Syria	2408	20	106	3492	200	500	1481	7447	2149	6313	83	6	19376	246	766	39	119	242	1321	359	0	12964	361	422	47037	1329	2065	17684	509	109
Tajikistan	2563	35	238	3492	200	500	3525	649	343	6112	708	222	19376	246	766	39	119	242	1063	13	606	12964	361	422	51284	5127	310	104749	1186	149
Tanzania	2116	19	117	3492	200	500	1855	93	451	8531	233	1	19376	246	766	0	0	0	3900	2	398	12964	361	422	25349	323	2	5578	305	1
Thailand	2526	26	137	3456	58	324	3395	81	191	5050	239	394	27836	33	1187	134	88	497	1614	8	615	6909	715	328	23934	239	105	5541	284	11
Togo	2356	33	217	3492	200	500	3525	649	343	6026	408	116	19376	246	766	39	119	242	5009	0	64	12964	361	422	32006	297	25	9097	395	13
Trinidad and Tobago	2257	22	471	3492	200	500	3525	649	343	6077	783	243	19937	296	780	353	6	94	1766	9	257	12964	361	422	25888	647	416	5333	307	4
Tunisia	2203	29	92	3492	200	500	26733	3738	208	6123	577	175	19143	255	755	5985	147	218	1830	234	192	12964	361	422	43694	3795	2253	8077	411	56
Turkey	2292	23	130	3492	200	500	1847	467	247	6805	187	23	20052	238	796	980	21	117	1881	976	695	12964	361	422	19514	882	730	7050	393	82
Turkmenistan	2356	33	217	3492	200	500	2731	319	594	6401	702	216	19376	246	766	39	119	242	817	0	4	12964	361	422	18273	3636	36	20380	535	1
Uganda	2301	23	162	3492	200	500	2057	182	409	6671	1078	768	19376	246	766	39	119	242	1842	0	2	12964	361	422	16937	364	5	8324	311	0
UK	2296	24	142	3492	200	500	2632	187	79	6156	150	44	16166	379	614	5622	136	317	1646	94	365	12964	361	422	8809	251	789	4729	341	9
Ukraine	2541	36	299	3492	200	500	7702	210	933	4690	479	233	19376	246	766	39	119	242	1949	222	422	12964	361	422	11772	429	354	5996	390	71
United Arab Emirates	2231	17	85	3492	200	500	2594	1905	665	7084	193	47	21603	90	905	5879	145	288	1211	170	244	12964	361	422	18543	2059	547	5067	426	34
Uruguay	2210	20	493	3492	200	500	5330	174	7	5833	778	241	19376	246	766	5912	144	190	1111	101	120	12964	361	422	13659	163	3	9721	309	1
USA	2301	23	188	3492	200	500	3121	630	435	6071	982	264	17124	299	673	4097	70	271	1736	139	2885	12964	361	422	13196	527	729	7970	267	25
Uzbekistan	104	376	0	3492	200	500	3525	649	343	4983	600	189	19376	246	766	39	119	242	652	12	12	12964	361	422	10524	1687	20	18073	371	0
Vanuatu	2356	33	217	3492	200	500	3525	649	343	6112	708	222	19376	246	766	39	119	242	2021	205	700	12964	361	422	25946	152	4	4024	545	0
Venezuela	2429	32	228	3492	200	500	1979	7	670	6420	216	22	17783	228	702	6023	148	227	1507	675	651	12964	361	422	27040	182	14	8298	343	0
Viet Nam	2436	4	215	3492	200	500	2683	190	253	6112	708	222	19376	246	766	0														

FAO-code >>>	2733			2734			2735			2737			2740			2743			2748			2945			2948			2949		
Product >>>	Pigmeat			Poultry Meat			Meat, Other			Fats, Animals, Raw			Butler, Ghee			Cream			Hides & Skins			Offals + (Total)			Milk - Excluding Butter			Eggs + (Total)		
	Green	Blue	Grey	Green	Blue	Grey	Green	Blue	Grey	Green	Blue	Grey	Green	Blue	Grey	Green	Blue	Grey	Green	Blue	Grey	Green	Blue	Grey	Green	Blue	Grey	Green	Blue	Grey
Albania	3638	877	326	4439	2026	349	54809	2588	964	3989	980	159	3989	980	159	1133	278	45	6511	403	180	6713	349	73	744	180	31	2906	1455	216
Algeria	10331	735	478	7972	748	617	140067	6412	574	10033	511	395	10033	511	395	2851	145	112	8379	277	154	9749	286	181	2209	121	112	4369	424	351
Angola	5107	223	86	12184	168	96	3662	637	322	10903	326	17	10903	326	17	3098	93	5	7114	131	20	8144	122	5	2128	72	16	5481	461	423
Antigua and Barbuda	4651	354	426	1750	374	375	3662	637	322	8400	195	1	8400	195	1	2387	55	0	6218	193	17	9083	122	0	2039	67	61	328	88	68
Argentina	3131	262	145	2470	83	108	55056	3004	786	2929	131	63	2929	131	63	832	37	18	2712	117	14	3294	116	15	543	24	12	1691	58	78
Armenia	3387	1262	818	4600	680	709	3662	637	322	4677	655	311	4677	655	311	1329	186	88	13096	196	159	14362	235	192	875	121	58	3102	517	490
Australia	3824	828	322	2962	176	205	112623	3126	1991	3829	344	178	3829	344	178	1088	98	51	5892	256	27	7161	314	33	717	64	33	1559	106	121
Austria	1890	131	345	1701	38	330	31123	762	1426	2169	94	306	2169	94	306	616	27	87	5692	201	550	2551	62	230	454	21	65	1245	26	237
Azerbaijan	3437	1923	279	4113	1651	182	3662	637	322	4837	771	95	4837	771	95	1374	219	27	8101	191	70	9591	214	84	899	142	18	2699	986	155
Bahamas	3230	471	567	2170	176	88	3662	637	322	8727	405	78	8727	405	78	2480	115	22	9827	443	484	2994	125	10	2410	177	252	1306	121	101
Bangladesh	4029	735	430	5431	318	308	3662	637	322	4746	904	143	4746	904	143	1349	257	41	5477	348	4	8973	291	3	913	169	29	1893	202	111
Barbados	4156	348	502	3979	353	608	3662	637	322	6583	239	139	6583	239	139	1871	68	40	8465	155	61	4883	136	91	2310	145	97	2074	179	323
Belarus	3505	172	513	3526	72	452	35498	889	1927	4901	163	630	4901	163	630	1393	46	179	3946	167	169	5542	160	583	904	30	116	2614	42	353
Belgium	3125	240	425	2053	82	283	18401	878	1205	3303	164	258	3303	164	258	939	47	73	5330	219	316	3087	100	178	764	45	69	1413	55	169
Belize	5015	381	998	4192	117	1127	3662	637	322	5406	308	1340	5406	308	1340	1536	88	381	6778	205	1811	7557	224	2031	2706	177	330	3169	75	851
Benin	5382	290	16	7864	55	44	3662	637	322	9206	1050	38	9206	1050	38	2616	298	11	15539	198	1	20626	190	1	1958	207	33	7996	53	45
Bermuda	2595	329	399	827	88	143	3662	637	322	7640	0	0	7640	0	0	2171	0	0	12018	801	918	6447	271	235	2907	149	186	155	17	29
Bolivia	6940	240	33	8010	227	46	258330	1975	241	30167	386	59	30167	386	59	8573	110	17	32728	171	3	37883	147	4	5549	77	16	4521	162	29
Bosnia and Herzegovina	4610	236	562	6102	65	799	3662	637	322	5330	154	413	5330	154	413	1515	44	117	9014	299	570	8590	166	350	1061	31	96	4477	59	552
Botswana	8713	1249	204	10776	473	426	63642	11111	637	13135	473	14	13135	473	14	3733	135	4	13367	147	2	19232	128	0	2444	91	12	5947	354	234
Brazil	4438	537	277	4204	30	240	62864	1629	2958	6254	179	117	6254	179	117	1777	51	33	9223	109	43	10496	122	57	1170	34	22	2737	27	161
Brunei Darussalam	3967	420	399	1480	176	39	3662	637	322	2850	1115	104	2850	1115	104	810	317	30	3574	119	3	4598	130	0	7333	699	536	851	108	49
Bulgaria	5129	285	559	5925	80	695	74825	687	343	12533	159	1108	12533	159	1108	3562	45	315	12244	255	312	8330	117	272	2318	30	205	4427	57	544
Burkina Faso	3444	430	7	4069	44	29	58242	1064	215	5703	1204	1	5703	1204	1	1621	342	0	6997	231	0	9642	195	0	1084	222	2	1721	50	12
Burundi	3770	313	3	8104	83	68	3662	637	322	4946	559	7	4946	559	7	1405	159	2	6780	202	0	7346	165	0	936	105	4	3567	100	30
Cambodia	3397	334	10	5847	259	17	3662	637	322	7909	1136	19	7909	1136	19	2248	323	5	11709	172	8	9099	161	2	1834	200	73	3328	177	10
Cameroon	4988	351	60	7473	65	121	60123	763	256	5984	323	45	5984	323	45	1701	92	13	5300	159	4	6326	149	5	1177	66	16	4647	69	69
Canada	3551	219	569	1936	55	300	31358	789	1393	3773	137	483	3773	137	483	1072	39	137	7234	224	646	5509	138	605	706	27	90	1307	39	207
Cape Verde	6622	394	221	7220	231	268	3662	637	322	12689	431	128	12689	431	128	3606	122	36	13139	365	4	4247	134	58	2572	121	73	5863	210	209
Central African Republic	4696	304	8	6354	283	17	3662	637	322	7767	622	6	7767	622	6	2207	177	2	6393	157	0	8124	173	0	1442	115	2	4660	240	14
Chad	5939	415	17	12193	161	12	62694	1068	472	12464	569	4	12464	569	4	3542	162	1	5858	172	0	7493	167	0	2293	105	1	9960	156	10
Chile	2884	606	571	2623	746	529	31523	3441	2155	3512	411	207	3512	411	207	998	117	59	3920	190	77	2932	204	118	663	77	39	1907	582	427
China	3685	286	473	2836	281	854	48670	851	1400	5044	789	1141	5044	789	1141	1433	224	324	8055	364	299	2516	138	158	937	145	209	2211	217	666
Colombia	4683	325	266	3943	225	298	40374	1814	1126	7268	242	72	7268	242	72	2065	69	20	6559	115	14	7907	123	14	1340	45	13	2820	153	206
Comoros	3750	346	460	5562	32	19	3662	637	322	6871	312	15	6871	312	15	1953	89	3	6809	234	5	11011	183	8	1423	72	23	3627	43	12
Congo, Dem Republic	6736	275	14	10722	54	20	3662	637	322	8754	225	3	8754	225	3	2488	64	1	7625	294	3	9246	153	5	2846	133	90	6605	72	32
Congo, Republic	3579	343	214	6827	153	32	3662	637	322	12529	515	5	12529	515	5	3561	146	1	7577	330	5	8004	214	3	5243	324	279	4122	363	273
Costa Rica	4292	433	534	4171	347	707	3662	637	322	5151	256	164	5151	256	164	1464	73	47	4877	217	187	4077	197	176	975	49	33	2755	226	446
Cote d'Ivoire	3428	404	181	7782	383	271	3662	637	322	16496	1070	101	16496	1070	101	4688	304	29	9365	214	9	10764	212	10	3368	231	130	5886	306	206
Croatia	5220	199	851	4588	50	805	52479	743	1302	5747	134	1059	5747	134	1059	1633	38	301	10814	346	908	7544	119	1185	1143	27	202	3267	36	587
Cuba	3476	363	122	5474	248	407	54035	1419	851	8795	388	52	8795	388	52	2499	110	15	7135	339	49	6383	323	52	1805	87	27	4461	224	305
Cyprus	5609	543	469	4129	239	345	3662	637	322	7004	400	574	7004	400	574	1990	114	163	9418	324	163	5505	166	131	1344	80	113	2974	166	252
Czech Republic	3363	136	737	2908	44	683	29257	762	1430	4137	101	766	4137	101	766	1176	29	218	7691	260	553	3345	70	375	789	20	144	2336	22	545
Denmark	3181	205	409	1739	37	251	14968	766	1216	2536	100	295	2536	100	295	721	28	84	4308	142	390	1635	77	177	495	20	58	1499	35	213
Djibouti	4233	399	538	2197	113	139	59615	826	334	8057	421	0	8057	421	0	2290	120	0	9905	232	2	12167	195	0	1618	172	24	2773	935	105
Dominica	5051	322	314	4557	108	90	3662	637	322	7739	303	39	7739	303	39	2199	86	11	9034	134	5	9805	117	9	1808	84	54	3529	104	45
Dominican Republic	5023																													

FAO-code >>>	2733			2734			2735			2737			2740			2743			2748			2945			2948			2949					
Product >>>	Pigmeat			Poultry Meat			Meat, Other			Fats, Animals, Raw			Butter, Ghee			Cream			Hides & Skins			Offals + (Total)			Milk - Excluding Butter			Eggs + (Total)					
	Green	Blue	Grey	Green	Blue	Grey	Green	Blue	Grey	Green	Blue	Grey	Green	Blue	Grey	Green	Blue	Grey	Green	Blue	Grey	Green	Blue	Grey	Green	Blue	Grey	Green	Blue	Grey	Green	Blue	Grey
Ghana	3794	264	139	6813	40	21	53411	792	472	8663	1034	9	8663	1034	9	2462	294	2	10487	188	5	14907	159	3	2207	225	58	4985	68	15			
Greece	4278	499	408	3479	768	489	46472	2203	2422	5931	1373	905	5931	1373	905	1685	390	257	6367	728	351	5252	734	411	1201	249	177	2517	572	368			
Grenada	4967	462	695	5374	241	651	50254	2410	1176	17717	346	378	17717	346	378	5035	98	107	7399	225	185	6930	192	235	3676	236	246	3591	155	415			
Guatemala	7929	348	614	4647	102	441	51778	2059	1283	7153	350	242	7153	350	242	2033	99	69	7128	219	133	6446	165	120	1697	95	72	3568	77	335			
Guinea	4174	203	60	7663	109	127	3662	637	322	10919	805	116	10919	805	116	3103	229	33	7653	199	22	9303	213	29	2092	155	30	6307	108	106			
Guinea-Bissau	3038	378	11	7104	344	38	3662	637	322	9677	911	13	9677	911	13	2750	259	4	10048	201	1	7724	165	2	1838	169	5	3935	352	117			
Guyana	3925	593	344	5664	833	1094	3662	637	322	7276	528	244	7276	528	244	2068	150	69	8240	687	350	9207	772	431	1816	137	86	3114	406	480			
Haiti	3953	220	41	9192	56	25	53085	2332	854	14573	612	13	14573	612	13	4141	174	4	8531	151	6	8974	141	5	2748	116	31	6131	102	169			
Honduras	3764	444	297	9850	237	621	49523	1474	480	6085	189	65	6085	189	65	1729	54	18	4122	176	74	4887	195	86	1183	40	17	5354	139	359			
Hungary	4270	147	605	3397	55	511	45500	804	1108	13796	145	1279	13796	145	1279	3920	41	363	19038	581	1101	7692	68	342	2539	28	236	2608	39	410			
Iceland	3310	238	268	2655	55	185	46212	830	1294	2276	134	231	2276	134	231	647	38	66	2587	167	20	2511	144	26	422	25	43	1359	58	269			
India	3953	860	405	6726	873	768	69127	2146	900	4819	706	341	4819	706	341	1369	201	97	7024	367	133	8721	425	174	886	130	63	4888	635	542			
Indonesia	3635	393	241	5033	357	512	54552	936	451	10597	460	423	10597	460	423	3011	131	120	9511	337	244	7255	244	199	2228	110	99	3433	254	347			
Iran	3582	324	454	5054	1614	838	74717	2220	1714	5765	1934	1056	5765	1934	1056	1638	550	300	7147	408	123	8898	449	167	1062	356	194	4027	1320	697			
Ireland	1751	259	272	2126	104	375	15438	643	762	1910	182	183	1910	182	183	543	52	52	2539	134	164	2904	142	191	372	34	38	1137	107	177			
Israel	9582	1130	941	4534	263	466	57991	7954	1596	4794	306	543	4794	306	543	1362	87	154	13050	204	202	15933	173	167	890	57	101	2082	121	266			
Italy	3350	348	482	2167	195	285	38219	1731	4576	3300	404	536	3300	404	536	938	115	152	13181	488	448	4939	321	454	671	73	107	1092	113	164			
Jamaica	4940	470	562	4714	415	829	54049	1616	1216	11292	395	265	11292	395	265	3209	112	75	9559	182	97	10865	194	132	2237	86	64	1934	193	333			
Japan	3609	371	483	2268	163	277	34810	1677	1942	4421	247	606	4421	247	606	1256	70	172	8366	393	526	3957	203	457	893	52	116	1542	110	203			
Jordan	5219	456	675	4887	744	606	317430	1876	1380	7188	1302	1060	7188	1302	1060	2043	370	301	4811	490	231	9756	1206	896	1745	292	239	3620	553	465			
Kazakhstan	6213	1471	127	6825	1343	124	55261	24364	319	6182	1293	99	6182	1293	99	1757	368	28	5190	536	35	6567	729	46	1153	238	19	5015	954	96			
Kenya	3301	248	37	4734	126	67	71196	1215	155	6162	313	6	6162	313	6	1751	89	2	9790	173	0	13361	162	0	1134	58	1	2349	86	36			
Kiribati	957	319	48	4823	632	322	3662	637	322	4695	465	393	4695	465	393	1334	132	112	14402	199	1	249	102	1	11365	844	467	727	189	25			
Korea, Dem People's Rep	4853	555	130	4950	491	99	3662	637	322	9112	470	85	9112	470	85	2589	133	24	9631	298	56	4928	232	33	1729	91	23	3196	322	65			
Korea, Republic	3578	397	483	3633	277	588	43251	1134	1872	5160	366	549	5160	366	549	1466	104	156	10557	421	522	5730	174	204	978	70	102	2726	207	435			
Kuwait	3838	392	683	3497	174	343	35252	1411	1596	6125	440	725	6125	440	725	1741	125	206	1682	179	64	1247	152	49	3178	387	364	3974	500	463			
Kyrgyzstan	3257	1774	211	5132	2170	308	38962	3135	256	4012	1425	154	4012	1425	154	1140	405	44	6352	623	29	6765	738	40	739	262	28	4059	309	174			
Laos	3968	584	32	5454	346	7	3662	637	322	10454	1145	9	10454	1145	9	2971	325	3	13180	242	5	12813	264	4	2790	256	108	3730	247	5			
Latvia	6867	172	888	10179	81	1077	31143	773	1028	5716	111	502	5716	111	502	1624	31	143	4260	158	75	5664	137	283	1066	21	93	6722	46	702			
Lebanon	6133	1548	664	3913	1632	421	3662	637	322	5018	1755	510	5018	1755	510	1426	499	145	13603	308	91	18110	158	15	1870	386	209	3011	1264	327			
Lesotho	4768	168	9	7224	51	20	3662	637	322	7271	548	9	7271	548	9	2066	156	2	11354	180	0	13067	155	1	1338	101	2	4640	40	13			
Liberia	5089	521	562	5463	371	707	3662	637	322	16479	1195	340	16479	1195	340	4683	340	97	5110	252	10	3740	185	97	3582	316	213	4066	466	495			
Libya	3712	273	470	9234	2157	760	70344	19308	2894	12334	3719	1034	12334	3719	1034	3505	1057	294	7099	1701	374	7777	1976	423	2511	667	227	1665	494	325			
Lithuania	3545	136	162	4814	47	215	26923	718	394	5046	116	172	5046	116	172	1434	33	49	7570	270	216	4910	130	81	965	23	34	4050	29	177			
Luxembourg	3217	239	438	1528	49	368	3662	637	322	2847	138	434	2847	138	434	809	39	123	5170	102	658	5453	105	674	635	34	89	1263	45	194			
Macedonia	4177	354	420	3903	167	399	3662	637	322	4550	327	306	4550	327	306	1293	93	87	6201	272	236	6149	326	281	896	62	66	2622	128	208			
Madagascar	3942	542	47	6564	1246	80	45683	1692	599	7779	685	48	7779	685	48	2211	195	14	12063	167	5	14432	195	6	1443	127	10	5173	888	78			
Malawi	3896	257	128	10132	197	452	3662	637	322	9272	414	197	9272	414	197	2635	118	56	8848	228	93	8168	165	158	1892	91	46	8259	170	373			
Malaysia	2963	340	243	4207	196	540	50195	1565	1156	6237	583	414	6237	583	414	1772	166	118	19397	547	376	2850	130	88	4620	393	249	2784	136	357			
Maldives	4024	331	387	4937	269	449	3662	637	322	4695	465	393	4695	465	393	1334	132	112	12190	854	279	6447	271	235	5081	618	330	4812	550	517			
Mali	11554	299	16	16382	63	12	59491	6698	455	14899	596	6	14899	596	6	4234	169	2	12823	169	0	17982	164	0	2770	112	4	12805	121	11			
Malta	3548	819	348	2779	634	323	45464	1719	1430	4156	489	392	4156	489	392	1181	139	111	19382	751	1929	3445	490	320	1114	115	108	2202	486	255			
Mauritania	5842	543	606	16292	1173	81	72117	5979	770	22598	676	18	22598	676	18	6422	192	5	10408	169	0	11013	150	0	4097	124	9	8674	681	82			
Mauritius	5122	299	262	3646	100	191	3662	637	322	6222	240	165	6222	240	165	1768	68	47	10526	229	70	11727	104	7	5473	440	268	2486	65	128			
Mexico	4685	576	494	4492	401	522	28413	5445	917	8634	731	637	8634	731	637	2454	208	181	18127	844	944	8789	466	358	1675	141	126	3210	293	371			
Moldova	4696	408	113	7495	477	167	38232	1385	540	6302	57																						

FAO-code >>>	2733			2734			2735			2737			2740			2743			2748			2945			2948			2949					
Product >>>	Pigmeat			Poultry Meat			Meat, Other			Fats, Animals, Raw			Butter, Ghee			Cream			Hides & Skins			Offals + (Total)			Milk - Excluding Butter			Eggs + (Total)					
	Green	Blue	Grey	Green	Blue	Grey	Green	Blue	Grey	Green	Blue	Grey	Green	Blue	Grey	Green	Blue	Grey	Green	Blue	Grey	Green	Blue	Grey	Green	Blue	Grey	Green	Blue	Grey	Green	Blue	Grey
Philippines	3930	242	226	5660	155	382	56560	1264	897	6332	265	469	6332	265	469	1799	75	133	9523	233	152	4710	103	89	4946	423	280	4350	126	294			
Poland	3310	185	558	3364	72	460	25594	753	280	4097	176	529	4097	176	529	1164	50	150	6161	314	405	2308	123	224	758	33	98	2400	48	340			
Portugal	4550	1054	507	3568	974	470	49603	2308	2060	4550	1118	508	4550	1118	508	1293	318	144	15855	1025	795	4931	943	410	932	210	111	2690	691	354			
Romania	3243	197	205	3658	165	150	38324	800	1313	6671	239	269	6671	239	269	1896	68	76	9502	486	543	4915	179	171	1232	44	50	2625	113	114			
Russian Federation	4939	318	255	6011	234	219	47005	1801	679	6927	355	247	6927	355	247	1968	101	70	8611	332	200	8923	330	207	1291	66	47	4509	166	165			
Rwanda	4025	260	0	11328	346	65	3662	637	322	8885	311	0	8885	311	0	2525	88	0	9219	185	0	11982	183	0	1659	59	2	4451	179	25			
Saint Kitts and Nevis	3945	437	520	2116	59	52	3662	637	322	4695	465	393	4695	465	393	1334	132	112	5897	176	1	5526	104	0	3612	202	291	1382	39	15			
Saint Lucia	2885	391	384	1255	354	125	3662	637	322	8796	240	217	8796	240	217	2500	68	62	6226	141	26	4970	131	47	3485	186	294	517	159	75			
Saint Vincent/Grenadines	3897	403	401	4875	287	520	3662	637	322	9319	298	138	9319	298	138	2648	85	39	6814	196	50	5431	173	79	3157	161	190	3511	204	359			
Samoa	3701	447	63	3535	44	9	3662	637	322	5114	362	57	5114	362	57	1453	103	16	6625	122	14	4162	132	6	1627	137	50	1828	82	74			
Sao Tome and Principe	2490	292	22	2618	85	73	3662	637	322	5163	825	38	5163	825	38	1467	235	11	7952	172	3	8727	140	4	4379	601	349	948	67	32			
Saudi Arabia	3045	311	583	7854	500	923	52558	4666	1029	8656	1739	1198	8656	1739	1198	2460	494	340	3092	196	135	4097	216	236	2021	354	254	5166	338	637			
Senegal	6823	326	40	8314	54	46	53557	969	170	22509	424	6	22509	424	6	6396	120	2	7077	173	1	8207	149	1	4269	102	33	5263	49	30			
Serbia and Montenegro	4301	182	306	4156	46	253	57989	749	2269	4657	143	272	4657	143	272	1323	41	77	6587	172	358	4453	98	243	866	27	52	2683	46	167			
Seychelles	3090	284	194	3715	117	155	3662	637	322	5322	369	197	5322	369	197	1512	105	56	11232	240	39	2150	88	30	6729	574	443	2016	56	75			
Sierra Leone	2648	238	90	5654	136	113	3662	637	322	9486	640	68	9486	640	68	2696	182	19	7727	208	8	8727	211	3	1437	88	49	3167	153	93			
Slovakia	3624	192	474	3419	111	487	31010	1935	1024	4032	193	502	4032	193	502	1146	55	143	7396	279	555	2699	108	220	769	36	97	2580	81	374			
Slovenia	3352	198	762	3247	80	874	30338	848	5523	3097	130	774	3097	130	774	880	37	220	8933	267	872	3470	105	586	588	25	145	2469	59	708			
Solomon Islands	4130	307	34	3627	69	126	3662	637	322	4948	272	2	4948	272	2	1406	77	0	9880	97	1	6163	103	0	1251	83	14	1096	50	10			
South Africa	5477	475	355	4882	184	324	54304	7330	941	5546	223	217	5546	223	217	1576	63	62	9204	201	83	9670	154	67	1029	42	41	3530	134	238			
Spain	4040	582	589	3432	421	564	35244	9451	3178	7425	1040	1260	7425	1040	1260	2110	296	358	9163	680	584	3512	344	346	1377	190	227	2825	359	478			
Sri Lanka	4692	258	154	8164	187	400	3662	637	322	5384	456	165	5384	456	165	1530	130	47	10924	240	102	13769	258	91	1722	149	59	4146	102	202			
Sudan	3582	324	454	11040	999	60	65909	5250	778	6522	1670	17	6522	1670	17	1853	474	5	4094	233	4	4536	246	5	1202	307	3	8789	856	54			
Suriname	4331	1036	484	4021	964	491	3662	637	322	6120	798	369	6120	798	369	1739	227	105	7664	1398	716	8026	1509	768	1546	172	101	1898	484	238			
Swaziland	6036	553	136	5241	139	41	3662	637	322	5406	851	19	5406	851	19	1536	242	5	6977	346	8	9683	453	11	1322	157	21	3536	193	118			
Sweden	2864	159	567	1888	29	406	16792	565	1008	2597	82	445	2597	82	445	738	23	126	4328	135	388	2878	74	417	511	18	85	1389	13	294			
Switzerland	2631	241	482	1335	88	271	18053	644	1145	1626	116	213	1626	116	213	462	33	60	3955	169	352	2855	116	287	320	24	42	1210	55	215			
Syria	5609	534	640	8679	1330	1592	78732	8972	1841	18698	2481	3019	18698	2481	3019	5313	705	858	10883	366	253	11051	317	270	3448	457	556	8440	1307	1554			
Tajikistan	1988	1418	339	9597	19122	2725	3662	637	322	43278	26112	1631	43278	26112	1631	12299	7420	463	33612	1774	119	36878	2159	142	7953	4793	300	4364	7013	1074			
Tanzania	4663	306	46	6433	103	73	3662	637	322	9253	800	19	9253	800	19	2630	227	5	11416	188	1	15793	209	2	1708	149	4	4798	117	57			
Thailand	4372	439	230	4915	234	294	3662	637	322	5663	383	455	5663	383	455	1609	109	129	11642	319	246	9416	156	74	1497	106	118	3450	169	212			
Togo	3266	394	36	6885	88	88	3662	637	322	13600	634	25	13600	634	25	3865	180	7	10628	192	6	11745	168	8	2802	169	53	5509	73	71			
Trinidad and Tobago	4186	456	561	3671	358	521	3662	637	322	6699	484	333	6699	484	333	1904	138	95	8547	292	147	6064	229	159	3527	271	248	1585	170	254			
Tunisia	8878	1707	624	3980	712	346	144786	59180	6483	6997	1128	607	6997	1128	607	1988	321	172	12352	933	571	15473	1304	712	1305	208	114	2583	469	228			
Turkey	4629	750	460	4856	485	504	41361	1544	1093	4954	632	556	4954	632	556	1408	180	158	5000	263	108	7162	338	232	914	116	103	3476	352	371			
Turkmenistan	3299	7482	9	8854	5239	21	55381	6905	178	7973	4265	9	7973	4265	9	2266	1212	3	9243	1055	3	10037	1335	2	1468	783	2	6228	4181	57			
Uganda	5240	206	9	9194	98	31	39439	1034	153	9422	522	4	9422	522	4	2677	148	1	7497	203	2	7938	183	3	1734	96	1	7312	146	14			
UK	3237	243	512	1806	44	336	14308	620	918	2308	127	366	2308	127	366	656	36	104	3712	193	271	2788	122	310	474	28	72	1244	35	239			
Ukraine	3153	189	169	6141	144	299	27140	688	171	5961	240	274	5961	240	274	1694	68	78	6738	266	217	6694	252	208	1097	44	50	5075	116	248			
United Arab Emirates	4069	402	369	7648	913	756	27627	1381	1100	5076	2398	315	5076	2398	315	1442	681	90	5297	603	98	4726	1260	212	2529	600	209	4605	617	529			
Uruguay	3697	256	167	3360	76	143	45337	1274	1078	6619	144	26	6619	144	26	1881	41	7	7219	124	21	8386	109	3	1218	27	5	2199	47	96			
USA	3030	452	557	1728	187	303	42818	2811	1688	3519	324	483	3519	324	483	1000	92	137	7636	317	437	7417	325	449	655	60	89	1207	130	230			
Uzbekistan	3386	7091	107	6111	5276	61	46565	2690	140	3389	1924	14	3389	1924	14	963	547	4	5593	751	4	7325	1049	3	626	354	3	2673	2571	29			
Vanuatu	3952	243	23	5444	63	85	48684	1474	1319	6137	795	99	6137	795	99	1744	226	28	11867	86	1	11921	88	2	1218	150	25	3320	61	33			
Venezuela	4645	286	163	4786	125	244	3662	637	322	7715	246	87	7715	246	87	2192	70	25	13254	110	11	15517	114	13	1562	55	23	3589	93	175			
Viet Nam	3182	228	442	4903	121	1201	50908	1259	790	6671	388	1145	6671	388	1145	1896	110	325	123														

Appendix VII. The water footprint of national consumption per capita, shown by commodity (m³/yr/cap)

Period 1996 - 2005

FAO code>>>		2511			2805			2513			2514			2515			2516			2517			2518			2520			2531			2532			
Country	Population (thousands)	Wheat			Rice (Milled Equivalent)			Barley			Maize			Rye			Oats			Millet			Sorghum			Cereals, Other			Potatoes			Cassava			
		Green	Blue	Grey	Green	Blue	Grey	Green	Blue	Grey	Green	Blue	Grey	Green	Blue	Grey	Green	Blue	Grey	Green	Blue	Grey	Green	Blue	Grey	Green	Blue	Grey	Green	Blue	Grey	Green	Blue	Grey	
Albania	3085	231.45	4.80	35.80	4.54	8.53	1.64	0.19	0.00	0.04	2.19	1.85	0.04	1.49	0.01	0.09	0.00	0.00	0.00	0.00	0.00	0.00	0.00	0.00	0.00	0.00	0.00	0.00	0.00	0.00	0.00	0.00	0.00	0.00	
Algeria	30767	377.88	14.40	26.40	2.66	1.48	0.49	43.15	0.12	1.00	6.30	0.56	1.50	0.10	0.00	0.04	0.01	0.00	0.00	0.00	0.00	0.00	0.00	0.00	0.00	0.00	0.00	0.00	0.00	0.00	0.00	0.00	0.00	0.00	
Angola	14610	24.33	1.84	4.60	12.00	4.56	1.05	0.00	0.00	0.00	212.37	1.17	2.77	0.00	0.00	0.00	0.00	0.00	0.00	0.00	0.00	0.00	0.00	0.00	0.00	0.00	0.00	0.00	0.00	0.00	0.00	0.00	0.00	0.00	
Antigua and Barbuda	77.4	86.55	22.16	13.98	21.01	5.52	2.39	0.34	0.01	0.08	2.06	0.19	0.54	0.00	0.00	0.00	0.00	0.00	0.00	0.00	0.00	0.00	0.00	0.00	0.00	0.00	0.00	0.00	0.00	0.00	0.00	0.00	0.00	0.00	
Argentina	37060	225.37	1.41	13.96	11.59	4.70	0.32	0.00	0.00	0.00	10.04	0.14	0.76	0.01	0.00	0.00	0.00	0.00	0.00	0.00	0.00	0.00	0.00	0.00	0.00	0.00	0.00	0.00	0.00	0.00	0.00	0.00	0.00	0.00	
Armenia	3090	202.04	8.15	20.30	1.84	9.33	1.31	3.46	0.57	0.20	0.00	0.00	0.00	2.30	0.00	0.19	0.04	0.00	0.00	0.00	0.00	0.00	0.00	0.00	0.00	0.00	0.00	0.00	0.00	0.00	0.00	0.00	0.00	0.00	
Australia	19320	152.59	1.27	7.81	5.52	17.12	0.15	0.00	0.00	0.00	3.96	2.63	0.75	4.47	0.01	0.50	4.41	0.36	0.43	0.00	0.00	0.00	0.00	0.00	0.00	0.00	0.00	0.00	0.00	0.00	0.00	0.00	0.00	0.00	
Austria	8057	60.79	0.05	12.26	5.34	2.84	0.51	0.18	0.00	0.06	6.60	0.06	1.14	8.93	0.00	1.64	0.77	0.01	0.17	0.00	0.00	0.00	0.00	0.00	0.00	0.00	0.00	0.00	0.00	0.00	0.00	0.00	0.00	0.00	
Azerbaijan	8155	330.39	23.02	11.72	5.00	8.10	0.68	8.76	3.26	0.04	3.29	2.95	0.59	0.01	0.00	0.00	0.00	0.00	0.00	0.00	0.00	0.00	0.00	0.00	0.00	0.00	0.00	0.00	0.00	0.00	0.00	0.00	0.00	0.00	
Bahamas	306	80.54	2.86	10.25	16.73	33.52	7.34	7.31	1.31	1.49	2.58	0.30	0.82	1.46	0.12	0.14	0.70	0.32	0.12	0.00	0.00	0.00	0.00	0.00	0.00	0.00	0.00	0.00	0.00	0.00	0.00	0.00	0.00	0.00	
Bangladesh	141967	26.32	8.82	3.28	356.57	52.10	71.97	0.13	0.00	0.00	0.27	0.08	0.41	0.00	0.00	0.00	0.00	0.00	0.00	0.00	0.00	0.00	0.00	0.00	0.00	0.00	0.00	0.00	0.00	0.00	0.00	0.00	0.00	0.00	
Barbados	253	142.97	8.71	18.15	16.25	20.08	5.01	1.01	0.05	0.15	7.93	0.94	2.63	0.12	0.01	0.01	0.51	0.03	0.07	0.00	0.00	0.00	0.00	0.00	0.00	0.00	0.00	0.00	0.00	0.00	0.00	0.00	0.00	0.00	
Belarus	10030	119.40	0.56	29.79	4.27	3.44	0.78	6.84	0.03	0.81	0.25	0.03	0.04	88.13	0.08	12.01	18.35	0.09	2.64	0.32	0.00	0.01	0.00	0.00	0.00	0.00	0.00	0.00	0.00	0.00	0.00	0.00	0.00	0.00	
Belgium	10401	62.29	0.45	10.45	6.21	7.00	0.69	0.15	0.00	0.04	1.02	0.13	0.26	0.45	0.00	0.13	0.06	0.00	0.01	0.00	0.00	0.00	0.00	0.00	0.00	0.00	0.00	0.00	0.00	0.00	0.00	0.00	0.00	0.00	
Belize	255	123.82	7.11	15.66	69.67	7.38	58.33	0.04	0.00	0.01	44.86	0.50	11.39	0.00	0.00	0.00	0.00	0.00	0.00	0.00	0.00	0.00	0.00	0.00	0.00	0.00	0.00	0.00	0.00	0.00	0.00	0.00	0.00	0.00	
Benin	6820	6.26	0.30	0.41	47.78	11.74	4.51	0.00	0.00	0.00	268.23	0.05	1.37	0.00	0.00	0.00	0.00	0.00	0.00	0.00	0.00	0.00	0.00	0.00	0.00	0.00	0.00	0.00	0.00	0.00	0.00	0.00	0.00	0.00	
Bermuda	63.0	106.96	4.93	4.95	6.00	4.45	1.37	0.32	0.03	0.03	0.00	0.00	0.00	0.00	0.00	0.00	0.00	0.00	0.00	0.00	0.00	0.00	0.00	0.00	0.00	0.00	0.00	0.00	0.00	0.00	0.00	0.00	0.00	0.00	
Bolivia	8409	161.24	1.23	6.45	87.9	5.02	0.99	0.07	0.00	0.00	113.71	3.76	0.09	0.10	0.01	0.01	4.19	0.30	0.02	0.00	0.00	0.00	0.00	0.00	0.00	0.00	0.00	0.00	0.00	0.00	0.00	0.00	0.00	0.00	
Bosnia and Herzegovina	3632	136.68	1.21	17.30	1.21	0.88	0.17	2.66	0.00	0.62	100.08	0.28	4.95	2.01	0.03	0.23	0.01	0.00	0.00	0.00	0.00	0.00	0.00	0.00	0.00	0.00	0.00	0.00	0.00	0.00	0.00	0.00	0.00	0.00	
Botswana	1726	48.42	5.63	4.61	12.73	50.72	0.05	0.04	0.01	0.00	90.61	1.37	5.28	3.10	0.00	0.09	0.02	0.04	0.00	8.10	0.00	0.00	0.00	0.00	0.00	0.00	0.00	0.00	0.00	0.00	0.00	0.00	0.00	0.00	
Brazil	175308	98.74	0.50	6.86	118.99	24.51	6.55	0.00	0.00	0.00	34.10	0.02	2.61	0.17	0.00	0.02	6.19	0.09	0.95	0.00	0.00	0.00	0.00	0.00	0.00	0.00	0.00	0.00	0.00	0.00	0.00	0.00	0.00	0.00	
Brunei Darussalam	337	59.40	15.41	9.39	864.61	180.94	44.98	0.66	0.04	0.07	71.39	0.08	7.47	0.00	0.00	0.00	0.48	0.20	0.07	0.07	0.00	0.00	0.00	0.00	0.00	0.00	0.00	0.00	0.00	0.00	0.00	0.00	0.00	0.00	
Bulgaria	7988	216.54	0.15	53.93	2.65	4.14	0.69	1.59	0.00	0.15	12.45	0.21	0.07	1.83	0.00	0.00	0.08	0.00	0.00	0.00	0.00	0.00	0.00	0.00	0.00	0.00	0.00	0.00	0.00	0.00	0.00	0.00	0.00	0.00	
Burkina Faso	11950	5.84	0.50	0.53	61.57	13.30	9.19	0.00	0.00	0.00	118.28	0.04	2.63	0.00	0.00	0.00	0.00	0.00	0.00	0.00	0.00	0.00	0.00	0.00	0.00	0.00	0.00	0.00	0.00	0.00	0.00	0.00	0.00	0.00	
Burundi	6652	8.16	0.14	0.23	5.73	11.74	0.17	0.00	0.00	0.00	70.16	0.02	1.17	0.00	0.00	0.00	0.00	0.00	0.00	1.04	0.00	0.00	0.00	0.00	0.00	0.00	0.00	0.00	0.00	0.00	0.00	0.00	0.00	0.00	
Cambodia	12834	5.47	0.31	0.33	637.11	50.26	3.16	0.01	0.00	0.00	16.86	0.03	0.23	0.01	0.00	0.00	0.00	0.00	0.00	0.00	0.00	0.00	0.00	0.00	0.00	0.00	0.00	0.00	0.00	0.00	0.00	0.00	0.00	0.00	
Cameroon	16081	14.14	0.16	1.30	30.58	18.84	5.60	0.98	0.01	0.25	66.03	0.38	2.13	0.00	0.00	0.00	0.00	0.00	0.00	10.04	0.00	0.06	63.86	0.00	0.36	0.00	0.00	0.00	0.00	0.00	0.00	0.00	0.00	0.00	0.00
Canada	30889	131.21	0.50	19.66	10.06	9.32	2.07	0.37	0.00	0.05	8.71	0.36	2.72	1.08	0.02	0.10	1.69	0.02	0.22	0.00	0.00	0.00	0.00	0.00	0.00	0.00	0.00	0.00	0.00	0.00	0.00	0.00	0.00	0.00	
Cape Verde	443	42.10	2.74	5.76	73.88	25.02	10.64	0.01	0.00	0.00	146.64	2.58	5.12	0.00	0.00	0.00	0.02	0.00	0.01	0.00	0.00	0.00	0.00	0.00	0.00	0.00	0.00	0.00	0.00	0.00	0.00	0.00	0.00	0.00	
Central African Republic	3772	6.10	0.15	0.42	18.65	0.06	0.01	0.00	0.00	0.00	93.99	0.05	0.10	0.05	0.00	0.00	0.00	0.00	0.00	7.89	0.00	0.00	33.93	0.00	0.00	0.00	0.00	0.00	0.00	0.00	0.00	0.00	0.00	0.00	
Chad	8614	5.49	1.67	0.39	54.00	3.40	0.01	0.00	0.00	0.00	37.43	0.34	0.22	0.00	0.00	0.00	0.00	0.00	0.00	273.47	0.12	0.02	325.54	0.01	0.02	68.85	0.21	0.00	0.00	0.00	0.00	0.00	0.00	0.00	
Chile	15492	136.21	22.64	30.77	7.95	13.60	1.38	0.96	0.16	0.26	7.40	4.62	3.12	0.22	0.00	0.19	0.27	0.27	0.14	0.00	0.00	0.00	0.00	0.00	0.00	0.00	0.00	0.00	0.00	0.00	0.00	0.00	0.00		
China	1277208	68.94	37.37	25.26	75.30	33.55	29.24	0.45	0.01	0.08	5.79	0.54	2.16	0.44	0.01	0.06	0.17	0.00	0.04	1.67	0.04	0.23	1.10	0.05	0.13	1.06	0.01	0.15	8.44	0.29	3.14	0.54	0.00	0.08	
Colombia	40094	55.08	1.73	6.52	61.55	20.23	7.71	1.72	0.02	0.24	60.77	2.26	7.93	0.00	0.00	0.00	0.93	0.21	0.13	0.00	0.00	0.00	0.00	0.00	0.00	0.00	0.00	0.00	0.00	0.00	0.00	0.00	0.00	0.00	
Comoros	710	9.14	1.05	1.12	234.54	80.09	13.66	0.02	0.00	0.00	8.56	0.00	0.00	0.08	0.00	0.00	0.00	0.00	0.00	0.00	0.00	0.00	0.00	0.00	0.00	0.00	0.00	0.00	0.00	0.00	0.00	0.00	0.00	0.00	
Congo, Dem Republic	52053	8.33	0.66	0.92	48.01	0.60	0.05	0.00	0.00	0.00	91.58	0.08	0.29	0.00	0.00	0.00	0.01	0.01	0.00	1.78	0.00	0.00	0.37	0.00	0.00	0.00	0.00	0.00	0.00	0.00	0.00	0.00	0.00	0.00	
Congo, Republic	3096	63.52																																	

FAO-code>>>		2511			2805			2513			2514			2515			2516			2517			2518			2520			2531			2532		
Country	Population (thousands)	Wheat			Rice (Milled Equivalent)			Barley			Maize			Rye			Oats			Millet			Sorghum			Cereals, Other			Potatoes			Cassava		
		Green	Blue	Grey	Green	Blue	Grey	Green	Blue	Grey	Green	Blue	Grey	Green	Blue	Grey	Green	Blue	Grey	Green	Blue	Grey	Green	Blue	Grey	Green	Blue	Grey	Green	Blue	Grey			
Gambia	1325	15.49	1.48	2.68	114.79	33.95	13.02	0.00	0.00	0.00	19.08	0.20	0.57	0.01	0.00	0.00	0.00	0.00	0.00	205.42	0.00	0.90	45.17	0.00	0.21	9.63	0.16	0.06	0.45	0.04	0.17	11.66	0.00	0.26
Georgia	4720	435.93	13.04	24.03	0.83	0.70	0.09	12.30	0.32	1.54	30.99	0.61	1.91	0.57	0.02	0.05	0.20	0.02	0.02	0.00	0.00	0.00	0.00	0.00	0.00	1.66	0.05	0.05	19.42	4.54	2.12	0.00	0.00	0.00
Germany	82139	51.23	0.08	14.99	5.29	4.40	0.67	0.47	0.00	0.18	4.23	0.20	1.14	4.81	0.00	2.26	1.84	0.01	0.56	0.42	0.01	0.02	0.00	0.00	0.00	0.49	0.01	0.11	8.22	1.01	2.77	0.00	0.00	0.00
Ghana	19785	22.69	0.95	2.57	44.71	10.83	3.74	10.00	0.00	0.02	119.50	0.04	0.88	0.28	0.01	0.02	0.32	0.01	0.03	23.13	0.00	0.16	43.07	0.00	0.23	0.12	0.01	0.00	0.04	0.01	0.00	130.76	0.00	0.13
Greece	10937	207.57	3.86	19.79	3.77	7.35	0.10	0.34	0.00	0.05	0.62	0.34	0.17	0.35	0.00	0.07	0.10	0.02	0.02	0.00	0.00	0.00	0.00	0.00	0.00	6.92	0.57	0.14	7.96	8.27	4.69	0.00	0.00	0.00
Grenada	102	99.19	6.30	12.49	23.70	13.21	3.43	2.71	0.09	0.63	2.78	0.11	0.63	0.00	0.00	0.00	0.12	0.04	0.02	0.00	0.00	0.00	0.00	0.00	0.00	5.11	0.19	0.02	1.04	0.22	0.80	2.05	0.05	0.00
Guatemala	11412	59.84	2.93	8.49	9.05	4.17	1.56	0.02	0.00	0.00	218.78	1.87	32.27	0.00	0.00	0.00	0.03	0.01	0.01	0.00	0.00	0.00	2.41	0.00	0.00	8.60	0.03	0.52	1.35	0.01	0.24	3.92	0.00	0.00
Guinea	8463	13.31	0.41	0.81	559.59	19.92	6.39	0.00	0.00	0.00	33.94	0.10	0.41	0.00	0.00	0.00	0.00	0.00	0.00	3.19	0.00	0.00	2.40	0.00	0.00	43.85	0.00	0.00	0.06	0.13	0.00	92.96	0.00	0.00
Guinea-Bissau	1326	12.68	0.59	1.10	422.45	54.40	7.39	0.00	0.00	0.00	51.13	0.02	0.04	0.00	0.00	0.00	0.00	0.00	0.00	47.70	0.00	0.00	42.29	0.00	0.00	16.20	0.00	0.00	0.05	0.05	0.01	12.42	0.00	0.00
Guyana	759	111.80	5.99	14.03	183.78	56.17	8.83	0.03	0.00	0.01	3.40	0.04	1.54	0.00	0.00	0.00	0.04	0.01	0.01	0.00	0.00	0.00	0.00	0.00	0.00	2.35	0.07	0.04	1.27	0.06	0.54	13.73	0.00	6.53
Haiti	8719	57.06	3.18	7.18	50.19	55.81	8.31	0.00	0.00	0.00	79.36	1.00	1.41	0.03	0.00	0.00	0.03	0.01	0.00	0.00	0.00	23.71	0.00	0.00	0.90	0.03	0.00	0.16	0.00	0.01	48.19	0.00	0.00	
Honduras	6299	61.61	3.54	7.66	15.84	15.25	6.50	0.06	0.00	0.01	187.34	3.09	25.90	0.00	0.00	0.00	0.43	0.11	0.05	0.00	0.00	0.00	14.97	0.03	0.05	2.40	0.07	0.01	1.20	0.06	0.45	3.25	0.00	0.02
Hungary	10200	112.22	0.22	38.15	8.05	5.32	0.60	0.02	0.00	0.01	0.40	0.00	0.03	2.30	0.00	0.00	0.06	0.00	0.00	0.00	0.00	0.00	0.00	0.00	0.00	0.00	0.00	0.00	12.77	0.64	11.36	0.00	0.00	0.00
Iceland	282	59.24	1.47	11.09	5.64	3.41	0.85	0.00	0.00	0.00	0.00	0.00	0.00	1.82	0.00	0.52	1.49	0.00	0.30	0.00	0.00	0.00	0.00	0.00	0.00	0.00	0.00	0.00	10.47	0.18	9.04	0.00	0.00	0.00
India	1051290	41.87	75.71	19.13	172.00	55.76	27.64	1.48	0.93	0.11	11.40	0.53	1.00	0.00	0.00	0.00	0.00	0.00	0.00	36.82	0.75	2.31	40.16	0.69	1.65	0.00	0.00	0.00	4.46	0.73	0.68	1.59	0.00	0.15
Indonesia	206706	35.07	2.02	3.16	338.41	43.61	41.10	0.00	0.00	0.00	43.63	1.15	10.33	0.00	0.00	0.00	0.00	0.00	0.00	0.13	0.00	0.01	0.00	0.00	0.00	0.00	0.00	0.00	1.37	0.01	0.15	19.93	0.00	1.32
Iran	67158	400.94	134.46	45.38	31.82	77.24	11.25	0.68	0.04	0.12	0.50	0.74	0.43	0.00	0.00	0.00	0.00	0.00	0.00	0.00	0.00	0.00	0.00	0.00	0.00	0.00	0.00	2.06	14.73	2.04	0.00	0.00	0.00	
Ireland	3869	50.71	0.10	11.12	4.03	3.95	0.70	0.77	0.01	0.22	9.67	1.43	2.72	0.57	0.00	0.13	0.94	0.00	0.23	0.00	0.00	0.00	0.00	0.00	0.00	10.22	0.35	0.03	14.27	0.56	3.64	0.00	0.00	0.00
Israel	6134	208.94	5.81	26.00	17.70	13.54	1.15	0.34	0.01	0.05	11.80	1.56	3.23	0.23	0.00	0.02	3.71	1.90	0.13	0.00	0.00	0.00	0.00	0.00	0.00	0.03	0.00	0.00	2.47	5.43	3.05	0.00	0.00	0.00
Italy	57521	185.03	3.37	24.62	6.29	4.73	0.08	0.42	0.00	0.09	1.85	0.42	0.67	0.07	0.00	0.02	0.23	0.03	0.12	0.00	0.00	0.00	0.00	0.00	0.00	0.09	0.00	0.00	5.45	1.89	2.02	0.00	0.00	0.00
Jamaica	2578	113.99	5.38	14.71	38.43	25.55	5.54	0.29	0.01	0.07	4.21	0.42	1.37	0.16	0.01	0.02	1.44	0.19	0.20	0.00	0.00	0.00	0.00	0.00	0.00	1.34	0.29	0.16	1.24	0.27	1.02	0.96	0.00	0.05
Japan	126741	83.36	2.41	9.37	59.93	20.99	7.72	0.81	0.03	0.10	9.42	1.03	2.91	0.00	0.00	0.00	0.43	0.03	0.05	0.18	0.00	0.02	0.00	0.00	0.00	3.46	0.16	0.62	3.17	1.09	0.94	0.02	0.00	0.00
Jordan	4956	256.06	24.16	27.87	16.83	33.58	4.79	0.39	0.08	0.05	0.76	0.08	0.17	0.00	0.00	0.00	0.01	0.00	0.00	0.00	0.00	0.00	0.00	0.00	0.00	1.78	0.02	0.12	0.77	3.51	0.46	0.00	0.00	0.00
Kazakhstan	15160	599.94	4.32	0.22	5.25	43.19	2.83	16.44	0.85	0.40	0.46	0.76	0.10	1.38	0.01	0.02	2.28	4.53	0.01	4.19	4.17	0.02	0.00	0.00	4.40	7.15	0.03	12.81	10.26	3.06	0.00	0.00	0.00	
Kenya	31935	41.29	3.25	3.49	6.86	12.17	1.64	0.08	0.00	0.00	231.69	0.94	4.78	0.00	0.00	0.00	0.28	0.02	0.00	5.28	0.00	0.00	7.83	0.00	0.01	0.14	0.01	0.00	9.69	0.00	0.88	7.88	0.00	0.00
Kiribati	85.0	232.69	2.09	11.96	39.48	63.60	8.17	0.92	0.00	0.09	0.01	0.01	0.00	3.77	0.00	0.42	0.00	0.00	0.00	0.00	0.00	0.00	0.00	0.00	0.00	0.82	0.03	0.02	0.20	0.19	0.04	0.20	0.00	0.00
Korea, Dem People's Rep	22867	41.49	10.82	5.49	162.52	48.43	2.15	4.02	0.24	0.03	70.65	0.64	2.16	6.73	0.00	0.00	0.76	0.07	0.00	1.09	0.00	0.00	2.01	0.01	0.03	0.11	0.00	0.01	21.01	0.86	0.01	0.00	0.00	0.00
Korea, Republic	46443	97.58	5.97	5.98	104.32	17.85	15.08	4.07	0.03	0.87	12.59	1.07	3.75	0.00	0.00	0.00	0.00	0.00	0.00	0.47	0.01	0.13	0.00	0.00	0.00	0.03	0.00	0.01	1.91	0.21	0.52	0.01	0.00	0.00
Kuwait	2252	153.51	11.28	12.05	99.02	74.86	19.26	0.01	0.00	0.00	3.23	0.61	0.67	0.00	0.00	0.00	0.00	0.00	0.00	0.00	0.00	0.00	0.00	0.00	0.00	1.93	0.06	0.05	0.89	5.87	1.69	0.00	0.00	0.00
Kyrgyzstan	4962	281.44	94.91	3.34	2.59	3.63	4.92	1.29	0.05	0.03	4.42	5.56	0.67	0.07	0.01	0.01	0.02	0.00	0.00	0.00	0.00	0.00	0.00	0.00	0.00	0.72	0.74	0.02	12.05	2.58	2.93	0.00	0.00	0.00
Laos	5432	7.13	0.03	0.06	460.19	37.95	0.31	0.03	0.00	0.01	24.69	0.01	0.04	0.00	0.00	0.00	0.00	0.00	0.00	0.00	0.00	0.00	0.00	0.00	0.00	0.00	0.01	0.00	4.63	0.00	0.00	8.93	0.00	0.01
Latvia	2369	112.65	0.04	12.90	4.76	2.11	0.75	34.69	0.02	2.43	0.47	0.04	0.09	3.10	0.01	1.95	9.77	0.01	0.65	0.00	0.00	0.00	0.00	0.00	0.00	4.03	0.01	0.24	35.47	0.08	12.06	0.00	0.00	0.00
Lebanon	3817	237.24	10.44	15.74	10.79	13.47	1.17	1.12	0.36	0.06	0.04	0.02	0.01	0.00	0.00	0.00	0.20	0.03	0.03	0.00	0.00	0.00	0.00	0.00	0.00	0.00	0.00	0.01	22.81	22.81	0.99	0.00	0.00	0.00
Lesotho	1890	152.33	1.19	0.38	6.82	15.49	2.22	0.50	0.02	0.00	870.58	1.01	2.94	0.00	0.00	0.00	12.09	0.80	0.00	0.00	0.00	0.00	103.98	0.00	0.01	6.12	0.22	0.17	14.79	0.00	0.01	0.00	0.00	0.00
Liberia	2790	61.73	2.61	4.94	312.11	19.34	6.88	0.02	0.00	0.00	4.87	0.37	0.80	0.00	0.00	0.00	0.14	0.26	0.01	0.00	0.00	0.00	0.00	0.00	0.00	0.90	0.03	0.00	0.04	0.01	0.01	237.89	0.00	0.00
Libya	5412	306.36	36.62	34.78	14.20	12.36	4.42	33.44	6.53	2.49	0.58	0.19	0.17	0.00	0.00	0.00	0.01	0.01	0.00	0.00	0.00	0.00	0.00	0.00	0.00	2.51	0.14	0.03	2.65	5.57	1.25	0.00	0.00	0.00
Lithuania	3501	176.19	0.07	6.19	4.53	2.35	0.74	19.76	0.01	0.35	0.31	0.02	0.07	7.06	0.03																			

FAO-code>>>		2511			2805			2513			2514			2515			2516			2517			2518			2520			2531			2532			
Country	Population (thousands)	Wheat			Rice (Milled Equivalent)			Barley			Maize			Rye			Oats			Millet			Sorghum			Cereals, Other			Potatoes			Cassava			
		Green	Blue	Grey	Green	Blue	Grey	Green	Blue	Grey	Green	Blue	Grey	Green	Blue	Grey	Green	Blue	Grey	Green	Blue	Grey	Green	Blue	Grey	Green	Blue	Grey	Green	Blue	Grey	Green	Blue	Grey	
Occ. Palestinian Terr.	3221	260.31	4.57	2.39	2.92	20.89	3.52	0.03	0.00	0.00	0.03	0.00	0.00	0.04	0.00	0.01	0.00	0.00	0.00	0.00	0.00	0.00	0.00	0.00	2.71	7.99	0.00	0.90	2.48	0.01	0.00	0.00	0.00		
Pakistan	149802	92.59	173.15	51.43	15.73	51.45	6.48	1.01	1.02	0.06	16.61	5.84	5.59	0.00	0.00	0.00	0.00	0.00	0.00	0.00	4.30	1.00	0.21	4.75	2.41	0.32	0.00	0.00	0.00	0.58	1.41	1.30	0.01	0.00	0.00
Panama	2979	71.83	5.54	9.38	145.76	8.06	14.06	0.02	0.00	0.00	23.73	1.27	5.52	0.00	0.00	0.00	1.28	0.04	0.18	0.00	0.00	0.00	0.00	0.00	0.00	0.00	3.06	0.09	0.05	2.43	0.06	0.48	4.76	0.00	0.36
Paraguay	5407	49.31	0.03	3.82	29.83	11.13	3.52	0.41	0.01	0.03	126.85	0.02	4.26	0.01	0.00	0.00	0.15	0.00	0.02	0.00	0.00	0.00	0.00	0.00	0.00	0.00	0.04	0.00	0.00	0.49	0.04	0.03	80.08	0.00	0.86
Peru	26158	111.93	2.85	19.73	39.64	31.74	9.72	9.84	2.82	1.36	24.06	2.67	3.35	0.03	0.00	0.00	3.21	1.09	0.51	0.00	0.00	0.00	0.00	0.00	0.00	0.00	3.37	0.31	0.51	8.66	14.19	3.09	14.85	0.00	0.94
Philippines	78473	50.41	5.36	6.79	341.52	38.91	23.33	0.32	0.00	0.04	16.98	0.04	1.46	0.00	0.00	0.00	0.27	0.03	0.03	0.00	0.00	0.00	0.00	0.00	0.00	0.12	0.00	0.01	0.46	0.04	0.17	20.77	0.00	1.87	
Poland	38408	132.71	0.13	59.12	3.64	1.79	0.53	5.75	0.00	0.09	0.00	0.00	0.00	52.16	0.01	0.15	1.58	0.00	0.00	0.00	0.00	0.00	0.00	0.00	0.00	0.00	2.47	0.00	0.00	31.01	0.18	12.79	0.00	0.00	
Portugal	10278	123.73	3.90	16.60	17.12	25.29	0.72	1.00	0.03	0.24	5.01	3.42	1.36	14.58	0.00	1.89	3.00	0.31	0.40	0.00	0.00	0.00	0.00	0.00	0.00	0.00	2.42	0.32	0.11	19.68	17.17	5.44	0.00	0.00	
Romania	22089	261.43	6.99	14.50	1.37	4.81	1.30	0.89	0.00	0.17	41.24	0.80	0.86	1.39	0.00	0.14	0.02	0.00	0.00	0.00	0.00	0.00	0.00	0.00	0.00	0.00	0.02	0.00	0.00	28.95	0.69	9.16	0.00	0.00	
Russian Federation	146082	337.20	4.47	12.32	6.86	8.30	1.56	2.15	0.05	0.06	0.37	0.14	0.09	22.59	0.78	0.64	4.22	0.21	0.10	6.72	0.33	0.20	0.00	0.00	0.00	1.25	0.05	0.04	45.25	0.43	3.81	0.00	0.00	0.00	
Rwanda	7736	11.49	0.22	0.35	6.53	2.70	0.34	0.00	0.00	0.00	25.66	0.38	1.11	0.00	0.00	0.00	0.04	0.00	0.00	1.91	0.00	0.00	48.75	0.00	0.03	0.16	0.01	0.00	38.25	0.00	0.01	63.28	0.00	0.02	
Saint Kitts and Nevis	46.4	76.14	17.06	12.63	28.75	47.99	7.39	0.00	0.00	0.00	0.84	1.10	0.28	0.00	0.00	0.00	0.39	0.12	0.06	0.00	0.00	0.00	0.00	0.00	0.00	3.64	0.12	0.01	1.37	0.39	1.23	0.10	0.00	0.00	
Saint Lucia	158	124.64	28.34	19.87	20.75	6.37	2.27	0.01	0.00	0.00	1.50	0.20	0.52	0.00	0.00	0.00	0.14	0.04	0.02	0.00	0.00	0.00	0.00	0.00	0.00	0.47	0.01	0.00	1.34	0.69	2.25	0.30	0.00	0.00	
Saint Vincent/Grenadines	108	157.26	7.86	19.40	25.54	35.62	7.84	0.00	0.00	0.00	9.05	0.45	2.19	0.00	0.00	0.00	0.00	0.00	0.00	0.00	0.00	0.00	0.00	0.00	0.00	2.46	0.08	0.01	1.08	0.29	0.96	1.80	0.00	0.00	
Samoa	176	81.71	3.51	6.12	22.27	19.86	8.75	0.03	0.00	0.00	0.00	0.00	0.00	0.00	0.00	0.00	0.00	0.00	0.00	0.00	0.00	0.00	0.00	0.00	0.00	0.73	0.02	0.00	0.41	0.00	0.21	0.90	0.00	0.00	
Sao Tome and Principe	142	83.54	9.44	14.74	49.16	26.42	5.76	3.27	0.00	0.51	25.74	1.10	1.49	0.58	0.00	0.24	0.00	0.00	0.00	0.00	0.00	0.00	0.00	0.00	0.00	0.00	0.00	0.00	0.17	0.15	0.04	23.29	0.00	0.00	
Saudi Arabia	21114	31.10	102.79	18.88	68.24	39.61	11.87	0.37	0.02	0.05	17.34	2.09	4.27	0.00	0.00	0.00	0.63	0.07	0.06	1.18	1.13	0.05	11.05	24.88	0.00	14.64	0.41	0.28	0.53	5.06	1.64	0.02	0.00	0.00	
Senegal	10055	21.65	0.27	1.71	172.78	54.31	13.68	0.00	0.00	0.00	24.47	0.23	0.87	0.00	0.00	0.00	0.00	0.00	0.00	191.01	0.00	0.57	45.22	0.00	0.14	0.73	0.16	0.00	0.26	0.01	0.10	9.30	0.02	0.13	
Serbia and Montenegro	10730	127.78	0.06	0.62	1.07	0.91	0.21	0.81	0.00	0.16	14.70	0.07	0.84	0.34	0.00	0.25	0.02	0.00	0.00	0.00	0.00	0.00	0.00	0.00	0.00	0.00	0.05	0.00	20.25	1.56	10.14	0.00	0.00	0.00	
Seychelles	80.6	79.76	23.72	14.12	60.83	20.81	9.73	0.00	0.19	53.52	0.45	1.77	0.01	0.00	0.00	1.66	0.15	0.66	0.00	0.00	0.00	0.00	0.00	0.00	0.00	7.62	0.35	0.02	1.67	0.60	0.55	3.92	1.29	0.00	
Sierra Leone	4408	34.21	1.71	4.19	786.57	19.96	3.29	0.00	0.00	0.00	6.86	0.16	0.29	0.04	0.00	0.01	0.01	0.00	0.00	11.96	0.00	0.00	14.73	0.00	0.00	2.97	0.15	0.09	0.02	0.00	0.01	118.20	0.00	0.00	
Slovakia	5377	112.31	0.47	19.32	6.38	4.21	0.70	1.55	0.01	0.12	0.00	0.00	0.00	2.54	0.00	1.41	0.59	0.12	0.06	0.00	0.00	0.00	0.00	0.00	0.00	0.02	0.00	0.00	21.01	1.07	2.38	0.00	0.00	0.00	
Slovenia	1987	103.55	0.50	46.39	4.03	2.89	0.20	3.98	0.01	2.90	17.70	0.52	3.72	3.98	0.00	1.85	0.36	0.01	0.25	0.00	0.00	0.00	0.00	0.00	0.00	15.26	0.52	2.19	14.30	0.40	31.29	0.00	0.00	0.00	
Solomon Islands	422	52.32	0.52	2.82	169.52	16.45	20.99	0.29	0.00	0.03	0.07	0.01	0.01	0.00	0.00	0.00	0.00	0.00	0.00	0.00	0.00	0.00	0.00	0.00	0.00	0.64	0.02	0.02	0.01	0.01	0.01	2.50	0.00	0.00	
South Africa	45184	78.64	11.50	7.37	34.25	11.01	3.22	0.09	0.01	0.01	186.98	3.93	15.12	1.33	0.00	0.04	1.29	1.22	0.11	1.08	0.09	0.04	2.24	0.10	0.07	0.17	0.14	0.02	3.14	2.34	2.32	0.00	0.00	0.00	
Spain	40841	119.16	3.48	20.52	5.46	14.94	0.15	0.07	0.01	0.02	0.86	0.40	0.26	1.49	0.00	0.22	0.35	0.33	0.09	0.00	0.00	0.00	0.00	0.00	0.00	0.00	0.00	8.47	5.94	4.41	0.00	0.00	0.00		
Sri Lanka	18884	82.43	10.23	9.98	202.31	106.79	51.27	0.05	0.00	0.01	7.52	6.27	0.79	0.00	0.00	0.00	0.01	0.00	0.00	2.08	0.01	0.03	0.04	0.00	0.00	0.07	0.00	0.00	1.97	0.33	0.32	7.74	0.00	0.02	
Sudan	35225	42.31	17.46	5.29	1.23	2.73	0.25	0.00	0.00	0.00	5.51	0.94	0.13	0.00	0.00	0.00	0.00	0.00	0.00	220.74	0.01	0.02	518.56	29.48	0.00	1.26	0.05	0.01	0.84	1.57	0.00	0.84	0.00	0.00	
Suriname	471	97.05	7.32	12.64	116.42	45.26	9.05	0.01	0.00	0.00	0.59	0.07	0.20	0.00	0.00	0.00	0.93	0.01	0.21	0.00	0.00	0.00	0.00	0.00	0.00	0.08	0.00	0.00	1.24	0.04	0.48	2.94	0.00	0.54	
Swaziland	1073	36.50	6.88	3.47	17.28	62.20	0.09	0.01	0.00	0.00	285.15	1.05	1.89	7.19	0.00	0.20	0.13	0.25	0.01	0.00	0.00	0.00	5.58	0.06	0.04	8.69	7.37	1.03	14.68	0.62	0.49	0.01	0.00	0.00	
Sweden	8912	43.39	0.18	12.03	8.71	4.32	1.07	1.03	0.00	0.25	0.76	0.08	0.19	9.71	0.00	1.25	0.76	0.00	0.16	0.00	0.00	0.00	0.00	0.00	0.00	0.68	0.02	0.01	6.67	0.69	1.50	0.00	0.00	0.00	
Switzerland	7233	86.64	0.73	20.37	9.21	4.55	0.87	0.87	0.00	0.35	2.26	0.07	0.75	0.88	0.00	0.22	1.56	0.03	0.24	0.70	0.01	0.05	0.00	0.00	0.00	2.02	0.07	0.02	5.40	0.22	2.14	0.00	0.00	0.00	
Syria	16860	256.98	78.21	36.11	13.77	13.14	2.41	0.03	0.00	0.01	2.51	1.84	0.66	0.00	0.00	0.00	0.00	0.00	0.13	0.00	0.00	0.00	0.00	0.00	0.00	0.82	0.02	0.03	1.11	3.75	0.75	0.00	0.00	0.00	
Tajikistan	6201	541.77	8.35	5.90	3.28	13.04	5.14	8.51	0.37	1.63	3.86	9.81	3.63	0.00	0.00	0.00	0.00	0.00	0.00	0.00	0.00	0.00	0.00	0.00	0.00	0.19	0.32	0.03	2.07	4.71	2.31	0.00	0.00	0.00	
Tanzania	34719	20.77	3.01	1.62	71.06	11.29	1.90	0.00	0.00	0.00	178.75	1.46	2.89	0.00	0.00	0.00	0.00	0.00	0.00	12.86	0.00	0.00	30.35	0.00	0.00	0.88	0.06	0.05	2.17	0.01	0.03	58.39	0.00	0.00	
Thailand	62969	21.21	0.68	2.21	355.95	73.24	16.61	0.06	0.00	0.01	6.29	0.01	0.84	0.00	0.00	0.00	0.01	0.00	0.00	0.00	0.00	0.00	0.00	0.00	0.00	0.00	0.00	1.06	0.03	0.19	4.69	0.00	0.34		
Togo	5304	16.03	0.14	2.09	61.93	8.75	3.63	0.00																											

Country	2533			2534			2535			2536			2537			2541			2542			2543			2546			2547			2549			2551				
	Sweet Potatoes			Roots, Other			Yams			Sugar Cane			Sugar Beet			Sugar, Non-Centrifugal			Sugar (Raw Equivalent)			Sweeteners, Other			Beans			Peas			Pulses, Other			Nuts				
	Green	Blue	Grey	Green	Blue	Grey	Green	Blue	Grey	Green	Blue	Grey	Green	Blue	Grey	Green	Blue	Grey	Green	Blue	Grey	Green	Blue	Grey	Green	Blue	Grey	Green	Blue	Grey	Green	Blue	Grey	Green	Blue	Grey	Green	Blue
Albania	0.12	0.01	0.02	0.01	0.00	0.00	0.00	0.00	0.00	0.00	0.00	0.00	0.00	0.00	0.00	0.00	0.00	0.00	0.00	20.52	8.00	1.83	36.46	0.00	3.58	8.68	1.08	0.00	0.00	0.00	0.00	0.85	0.04	0.06	6.69	3.49	0.00	
Algeria	0.00	0.00	0.00	0.00	0.00	0.00	0.00	0.00	0.00	0.00	0.00	0.00	0.00	0.00	0.00	0.00	0.00	0.00	0.00	29.12	9.18	2.46	2.46	0.00	0.23	4.85	0.05	0.90	1.08	0.01	0.40	10.23	0.34	3.62	5.70	2.11	0.33	
Angola	18.58	1.37	0.04	0.00	0.00	0.00	0.00	0.00	0.00	0.00	0.00	0.00	0.00	0.00	0.00	0.00	0.00	0.00	0.00	9.79	3.71	0.79	5.41	0.00	0.51	13.74	0.01	0.27	0.00	0.00	0.00	0.00	0.00	1.27	0.10	0.00		
Antigua and Barbuda	2.73	0.01	0.04	0.84	0.01	0.00	1.03	0.00	0.00	0.00	0.00	0.00	0.00	0.00	0.00	0.00	0.00	0.00	0.00	34.94	5.38	1.70	28.50	0.00	2.73	7.45	0.24	1.86	0.50	0.01	0.49	3.93	0.32	1.66	0.42	0.08	0.04	
Argentina	3.10	0.31	0.22	0.00	0.00	0.00	0.00	0.00	0.00	0.00	0.00	0.00	0.00	0.00	0.00	0.00	0.00	0.00	0.00	28.23	8.62	2.36	67.90	0.00	6.54	0.18	0.00	0.07	0.39	0.01	0.11	0.82	0.01	0.36	1.31	0.39	0.00	
Armenia	0.00	0.00	0.00	0.00	0.00	0.00	0.00	0.00	0.00	0.00	0.00	0.00	0.00	0.00	0.00	0.00	0.00	0.00	0.00	20.81	8.86	3.06	0.68	0.00	0.07	0.00	0.00	0.00	0.00	0.00	0.00	0.00	0.02	0.00	0.01	1.39	0.91	0.13
Australia	0.10	0.01	0.01	0.02	0.00	0.01	0.00	0.00	0.00	0.00	0.00	0.00	0.00	0.00	0.00	0.00	0.00	0.00	0.00	23.57	16.96	4.99	58.39	0.00	5.83	2.63	0.00	0.41	0.82	0.00	0.27	0.95	0.80	0.33	8.03	5.55	0.43	
Austria	0.01	0.00	0.00	0.00	0.00	0.00	0.00	0.00	0.00	0.00	0.00	0.00	0.00	0.00	0.00	0.00	0.00	0.00	0.00	33.34	8.44	5.77	25.62	0.00	2.41	1.41	0.04	0.33	0.24	0.00	0.00	0.17	0.01	0.09	14.51	0.65	0.00	
Azerbaijan	0.00	0.00	0.00	0.00	0.00	0.00	0.00	0.00	0.00	0.00	0.00	0.00	0.00	0.00	0.00	0.00	0.00	0.00	0.00	16.19	6.84	1.56	1.31	0.00	0.12	0.00	0.00	0.00	0.00	0.00	0.00	0.00	0.00	0.00	0.00	8.16	3.36	0.00
Bahamas	3.45	0.06	0.64	0.22	0.00	0.00	0.00	0.00	0.00	0.00	0.00	0.00	0.00	0.00	0.00	0.00	0.00	0.00	0.00	55.57	5.76	2.63	111.64	0.00	11.23	0.96	0.34	4.83	0.16	0.01	0.68	3.70	0.18	0.44	11.66	2.27	1.13	
Bangladesh	1.01	0.00	0.03	0.01	0.00	0.00	0.00	0.00	0.00	0.74	0.14	0.03	0.00	0.00	0.00	0.00	6.30	1.20	0.25	6.14	1.17	0.24	3.21	0.00	0.19	1.64	0.00	0.07	2.08	0.00	0.67	11.47	0.20	0.93	7.92	0.00	0.08	
Barbados	4.97	0.00	1.80	0.78	0.00	0.40	1.81	0.00	0.99	0.00	0.00	0.00	0.00	0.00	0.00	0.00	73.92	6.88	4.65	19.40	0.00	1.83	0.91	0.00	0.64	3.57	0.06	5.52	10.63	0.05	8.39	11.02	2.15	1.07				
Belarus	0.00	0.00	0.00	0.00	0.00	0.00	0.00	0.00	0.00	0.00	0.00	0.00	0.00	0.00	0.00	0.00	47.05	4.61	10.54	8.63	0.00	0.79	0.00	0.00	0.00	0.00	0.00	0.00	0.00	0.00	0.00	0.02	0.00	0.01	3.85	0.00	0.50	
Belgium	0.00	0.00	0.00	0.00	0.00	0.00	0.00	0.00	0.00	0.00	0.00	0.00	0.00	0.00	0.00	0.00	40.60	18.98	5.41	30.58	0.00	2.89	0.43	0.01	0.03	0.94	0.03	0.28	0.58	0.03	0.33	8.37	0.03	0.00				
Belize	0.48	0.00	0.20	3.21	0.00	0.93	0.28	0.00	0.15	0.00	0.00	0.00	0.00	0.00	0.00	0.00	79.68	0.56	1.29	14.36	0.00	1.33	42.90	0.00	27.10	3.47	0.00	2.11	0.46	0.05	0.15	19.15	0.33	4.19				
Benin	7.29	0.00	0.03	0.19	0.00	0.00	55.67	0.00	0.23	0.00	0.00	0.00	0.00	0.00	0.00	0.00	6.49	2.20	0.82	0.60	0.00	0.06	34.62	0.00	0.22	0.04	0.00	0.13	3.00	0.00	0.14	24.29	0.00	0.05				
Bermuda	0.45	0.12	0.24	0.00	0.00	0.00	0.00	0.00	0.00	0.00	0.00	0.00	0.00	0.00	0.00	0.00	29.40	12.05	2.76	211.59	0.00	19.37	0.00	0.00	0.00	0.00	0.00	0.00	0.00	0.00	3.80	0.13	1.60	18.64	3.63	1.81		
Bolivia	1.19	0.06	0.00	5.30	0.33	0.00	0.00	0.00	0.00	0.00	0.00	0.00	0.00	0.00	0.00	0.00	33.39	2.03	0.55	1.38	0.00	0.13	0.47	0.00	0.00	0.75	0.00	0.31	2.62	0.00	1.16	23.70	0.53	0.00				
Bosnia and Herzegovina	0.00	0.00	0.00	0.00	0.00	0.00	0.00	0.00	0.00	0.00	0.00	0.00	0.00	0.00	0.00	0.00	12.24	4.82	1.21	36.65	0.00	3.40	10.06	0.00	2.02	1.34	0.00	0.60	1.33	0.09	0.36	6.77	0.00	0.03				
Botswana	0.46	0.11	0.08	17.33	0.19	0.00	0.00	0.00	0.00	0.00	0.00	0.00	0.00	0.00	0.00	0.00	17.93	8.93	1.72	32.89	0.00	3.11	1.85	2.00	3.65	0.78	0.21	0.58	54.70	0.13	0.33	4.32	0.84	0.42				
Brazil	0.63	0.01	0.03	0.00	0.00	0.00	0.35	0.01	0.02	0.90	0.04	0.07	0.00	0.00	0.00	1.50	0.07	0.12	40.43	1.82	3.34	1.35	0.00	0.13	50.00	1.12	7.97	0.23	0.00	0.14	0.35	0.03	0.15	7.66	1.38	0.27		
Brunei Darussalam	0.51	0.00	0.03	4.65	0.01	0.17	0.00	0.00	0.00	0.02	0.02	0.00	0.00	0.00	0.00	0.00	28.25	20.61	3.37	113.80	0.00	10.72	4.50	0.14	1.10	0.09	0.01	0.04	3.00	0.27	0.99	21.76	4.24	2.11				
Bulgaria	0.00	0.00	0.00	0.00	0.00	0.00	0.00	0.00	0.00	0.00	0.00	0.00	0.00	0.00	0.00	0.00	32.12	7.41	2.57	7.22	0.00	0.67	8.71	0.00	0.00	1.16	0.00	0.01	1.08	0.03	0.24	4.42	0.05	0.00				
Burkina Faso	1.73	0.00	0.02	0.04	0.00	0.00	2.49	0.02	0.03	0.00	0.00	0.00	0.00	0.00	0.00	0.00	4.13	1.73	0.88	0.74	0.00	0.07	0.62	0.02	0.15	0.08	0.00	0.06	75.51	0.10	1.73	20.24	1.07	0.21				
Burundi	74.39	0.04	0.03	12.74	0.01	0.01	1.00	0.00	0.00	0.00	0.00	0.00	0.00	0.00	0.00	0.00	2.56	1.11	0.04	0.05	0.00	0.00	115.39	0.00	0.07	9.19	0.01	0.61	0.58	0.01	0.03	0.00	0.00	0.00				
Cambodia	3.52	0.00	0.00	0.60	0.00	0.00	0.00	0.00	0.00	0.71	0.16	0.02	0.00	0.00	0.00	0.00	14.30	3.18	0.37	2.58	0.00	0.24	7.85	0.00	0.00	0.00	0.00	0.00	0.00	0.00	0.00	1.61	0.00	0.00				
Cameroon	8.93	0.02	0.03	23.79	0.02	0.09	5.30	0.01	0.02	29.25	0.36	0.20	0.00	0.00	0.00	0.00	63.75	0.79	0.43	1.58	0.00	0.15	29.92	0.00	0.19	0.01	0.00	0.03	15.34	0.02	0.17	78.67	0.00	0.10				
Canada	0.19	0.03	0.30	0.09	0.00	0.01	0.00	0.00	0.00	0.00	0.00	0.00	0.00	0.00	0.00	0.00	42.36	8.90	4.72	134.37	0.00	12.99	1.55	0.01	1.17	1.77	0.00	1.10	11.22	0.05	5.99	21.84	4.25	2.12				
Cape Verde	5.68	1.60	0.00	0.80	0.04	0.05	0.00	0.00	0.00	0.00	0.00	0.00	0.00	0.00	0.00	0.00	25.55	10.85	1.96	27.92	0.00	2.57	2.53	0.00	0.00	0.79	0.12	0.17	27.07	0.19	0.51	0.84	0.16	0.08				
Central African Republic	0.00	0.00	0.00	24.23	0.00	0.00	57.06	0.00	0.00	0.00	0.00	0.00	0.00	0.00	0.00	0.00	38.14	0.71	0.19	0.13	0.00	0.01	0.09	0.00	0.02	0.07	0.00	0.08	5.19	0.00	0.03	0.01	0.00	0.00				
Chad	12.33	0.04	0.00	2.57	0.00	0.00	12.04	0.00	0.00	0.00	0.00	0.00	0.00	0.00	0.00	0.00	7.34	7.28	0.08	0.24	0.00	0.02	35.05	0.00	0.00	0.00	0.00	0.00	4.02	0.00	0.14	0.02	0.00	0.00				
Chile	0.20	0.32	0.39	0.00	0.00	0.00	0.00	0.00	0.00	0.00	0.00	0.00	0.00	0.00	0.00	0.00	23.28	18.31	3.44	9.82	0.00	0.95	1.95	0.06	8.28	0.63	0.01	1.44	1.58	0.03	4.71	2.25	1.36	0.81				
China	10.55	0.17	2.41	0.31	0.01	0.08	0.00	0.00	0.00	0.02	0.00	0.00	0.00	0.00	0.45	0.04	0.09	9.18	0.75	1.79	0.64	0.00	0.06	0.69	0.00	0.29	0.06	0.42	0.99	0.00	0.52	2.45	0.09	0.35				
Colombia	0.00	0.00	0.00	0.60	0.01	0.01	1.76	0.01	0.02	0.00	0.00	0.00	0.00	0.00	11.83	0.81	0.08	32.07	2.21	0.21	1.62	0.00	0.15	10.56	0.00	0.13	3.48	0.00	1.09	4.62	0.12	1.89	0.19	0.00	0.00			
Comoros	18.64	0.00	0.00	13.43	0.00	0.00	6.18	0.00	0.00	0.00	0.00	0.00	0.00	0.00	0.00	0.00	7.33	2.04	0.78	4.03	0.00	0.38	0.01															

FAO-code>>>	2533			2534			2535			2536			2537			2541			2542			2543			2546			2547			2549			2551		
Country	Sweet Potatoes			Roots, Other			Yams			Sugar Cane			Sugar Beet			Sugar, Non-Centrifugal			Sugar (Raw Equivalent)			Sweeteners, Other			Beans			Peas			Pulses, Other			Nuts		
	Green	Blue	Grey	Green	Blue	Grey	Green	Blue	Grey	Green	Blue	Grey	Green	Blue	Grey	Green	Blue	Grey	Green	Blue	Grey	Green	Blue	Grey	Green	Blue	Grey	Green	Blue	Grey	Green	Blue	Grey			
Occ. Palestinian Terr.	0.07	0.23	0.00	0.02	0.11	0.00	0.00	0.00	0.00	0.00	0.00	0.00	0.00	0.00	0.00	0.00	0.00	22.20	12.24	2.57	71.70	0.00	6.85	0.00	0.11	0.11	0.16	0.00	0.01	5.31	0.09	0.08	8.13	2.70	0.00	
Pakistan	0.01	0.01	0.01	0.10	0.22	0.39	0.00	0.00	0.00	3.43	8.10	1.04	0.00	0.00	0.00	2.23	5.25	0.68	17.26	40.58	5.25	0.88	0.00	0.08	5.67	1.57	5.63	2.83	0.65	2.40	15.38	2.72	15.98	0.83	0.81	0.26
Panama	0.00	0.00	0.00	1.80	0.00	0.21	3.46	0.01	0.46	0.00	0.00	0.00	0.00	0.00	2.40	0.19	0.05	45.39	3.62	1.00	21.17	0.00	2.05	15.97	0.00	2.67	0.51	0.00	0.48	13.01	0.18	5.45	2.02	0.39	0.20	
Paraguay	16.17	0.00	0.22	0.00	0.00	0.00	0.00	0.00	0.00	0.00	0.00	0.00	0.00	0.00	0.00	0.00	0.00	42.12	4.32	2.24	9.54	0.00	0.91	30.17	0.00	1.15	1.37	0.00	0.06	4.52	0.01	0.20	0.22	0.04	0.02	
Peru	1.36	0.30	0.15	5.16	1.12	0.72	0.00	0.00	0.00	0.00	0.00	0.00	0.00	0.00	0.42	0.31	0.06	9.34	6.96	1.38	6.59	0.00	0.60	3.52	1.89	0.96	3.10	1.18	2.66	5.31	2.02	4.53	0.77	0.16	0.02	
Philippines	7.17	0.01	0.97	1.22	0.00	0.18	0.24	0.00	0.04	0.24	0.03	0.01	0.00	0.00	1.70	0.22	0.04	32.68	4.31	0.77	8.60	0.00	0.81	4.02	0.00	0.82	0.41	0.01	0.94	1.33	0.04	0.35	4.20	0.00	0.15	
Poland	0.00	0.00	0.00	0.04	0.00	0.01	0.00	0.00	0.00	0.00	0.00	0.00	0.00	0.00	0.00	0.00	0.00	32.69	1.09	25.24	7.07	0.00	0.66	1.01	0.00	0.00	1.67	0.00	0.03	0.05	0.00	1.82	0.00	0.00		
Portugal	0.20	0.09	0.00	0.00	0.00	0.00	0.03	0.01	0.00	0.00	0.00	0.00	0.00	0.00	0.00	0.00	0.00	27.98	16.67	2.58	27.43	0.00	2.59	9.52	0.00	0.00	0.47	0.01	0.08	2.73	0.15	0.56	43.52	4.27	0.00	
Romania	0.00	0.00	0.00	0.00	0.00	0.00	0.00	0.00	0.00	0.00	0.00	0.00	0.00	0.00	0.00	0.00	0.00	33.01	3.54	2.99	6.03	0.00	0.55	2.69	0.00	1.37	0.88	0.00	0.39	0.10	0.01	0.04	0.39	0.00	0.07	
Russian Federation	0.00	0.00	0.00	0.00	0.00	0.00	0.00	0.00	0.00	0.00	0.00	0.00	0.00	0.00	0.00	0.00	0.00	61.37	7.47	6.11	6.78	0.00	0.63	0.00	0.00	0.00	2.32	0.08	0.26	0.02	0.00	0.00	2.10	0.00	0.10	
Rwanda	94.15	0.11	0.03	16.98	0.04	0.01	0.69	0.00	0.00	0.00	0.00	0.00	0.00	0.00	2.78	0.49	0.08	0.10	0.00	0.01	95.81	0.00	0.04	7.24	0.04	3.44	0.09	0.01	0.04	0.00	0.00	0.00	0.00	0.00		
Saint Kitts and Nevis	4.28	0.00	0.03	26.22	0.08	0.29	0.80	0.00	0.01	0.00	0.00	0.00	0.00	0.00	0.00	0.00	0.00	71.25	1.09	2.66	54.69	0.00	5.12	6.00	0.19	1.50	0.31	0.01	1.08	16.14	0.16	3.07	1.86	0.36	0.18	
Saint Lucia	0.03	0.00	0.00	0.82	0.00	0.01	0.23	0.00	0.00	0.00	0.00	0.00	0.00	0.00	0.00	0.00	0.00	47.38	7.27	1.62	11.12	0.00	1.03	1.42	0.50	7.16	1.97	0.08	6.64	7.96	0.31	15.83	9.56	1.86	0.93	
Saint Vincent/Grenadines	12.63	0.00	0.00	21.17	0.00	0.00	2.97	0.00	0.00	0.00	0.00	0.00	0.00	0.00	0.00	0.00	0.00	74.46	7.48	1.87	22.39	0.00	2.06	0.50	0.02	0.13	0.54	0.02	0.25	12.06	0.34	2.16	1.53	1.00	0.50	
Samoa	0.00	0.00	0.00	141.93	0.00	0.10	16.92	0.00	0.01	0.01	0.00	0.00	0.00	0.00	0.00	0.00	0.00	16.64	9.91	2.85	0.77	0.00	0.07	0.00	0.00	0.00	0.00	0.00	0.01	0.00	0.00	0.00	0.27	0.05	0.03	
Sao Tome and Principe	0.00	0.00	0.00	52.12	0.02	0.00	4.31	0.00	0.00	0.00	0.00	0.00	0.00	0.00	0.00	0.00	0.00	12.09	2.15	7.00	29.54	0.00	2.82	4.15	0.13	1.04	0.22	0.00	0.00	9.12	0.91	2.40	0.00	0.00	0.00	
Saudi Arabia	0.02	0.01	0.01	0.12	0.02	0.02	0.00	0.00	0.00	0.02	0.00	0.00	0.00	0.00	0.00	0.00	0.00	29.13	7.81	3.63	2.64	0.00	0.25	0.66	0.02	0.16	0.24	0.01	0.14	8.72	2.69	2.32	7.29	1.42	0.71	
Senegal	0.77	0.02	0.01	0.00	0.00	0.00	0.00	0.00	0.00	0.00	0.00	0.00	0.00	0.00	0.00	0.00	0.00	7.73	6.23	0.68	6.38	0.00	0.59	0.17	0.01	0.04	0.01	0.00	0.00	29.82	0.01	0.76	6.62	1.23	0.07	
Serbia and Montenegro	0.00	0.00	0.00	0.00	0.00	0.00	0.00	0.00	0.00	0.00	0.00	0.00	0.00	0.00	0.00	0.00	0.00	23.25	2.65	4.75	32.36	0.00	3.01	11.90	0.00	9.37	3.03	0.04	1.52	0.02	0.00	0.01	8.27	0.06	0.00	
Seychelles	0.00	0.00	0.00	0.45	0.01	0.06	0.00	0.00	0.00	0.00	0.00	0.00	0.00	0.00	0.00	0.00	0.00	35.59	8.94	2.54	10.79	0.00	1.04	1.10	0.02	0.21	0.54	0.01	0.10	16.96	1.59	3.22	8.14	1.58	0.79	
Sierra Leone	12.01	0.00	0.00	1.32	0.00	0.00	0.00	0.00	0.00	0.00	0.00	0.00	0.00	0.00	0.00	0.00	0.00	4.57	1.31	0.27	1.03	0.00	0.09	0.58	0.02	0.14	1.31	0.01	0.53	16.64	0.00	4.72	42.72	0.00	0.00	
Slovakia	0.00	0.00	0.00	0.00	0.00	0.00	0.00	0.00	0.00	0.00	0.00	0.00	0.00	0.00	0.00	0.00	0.00	28.14	6.04	3.35	21.27	0.00	1.96	0.74	0.00	0.02	1.97	0.00	0.01	1.51	0.02	0.40	9.01	0.31	0.00	
Slovenia	0.00	0.00	0.00	0.00	0.00	0.00	0.00	0.00	0.00	0.00	0.00	0.00	0.00	0.00	0.00	0.00	0.00	15.55	4.27	2.66	31.39	0.00	2.95	1.65	0.00	6.74	0.58	0.00	1.92	0.05	0.00	0.02	0.96	0.03	1.43	
Solomon Islands	56.27	0.00	0.00	18.54	0.00	0.00	11.23	0.00	0.00	0.00	0.00	0.00	0.00	0.00	0.00	0.00	0.00	12.26	0.71	0.84	2.28	0.00	0.22	0.00	0.00	0.00	0.04	0.00	0.00	24.02	0.03	0.07	6.30	0.00	0.00	
South Africa	1.26	0.74	0.60	0.00	0.00	0.00	0.00	0.00	0.00	0.00	0.00	0.00	0.00	0.00	0.00	0.00	0.00	29.37	7.32	3.22	6.89	0.00	0.72	2.07	2.24	4.08	0.49	0.03	0.31	0.56	0.07	0.37	0.60	0.61	0.00	
Spain	0.12	0.06	0.00	0.00	0.00	0.00	0.00	0.00	0.00	0.00	0.00	0.00	0.00	0.00	0.00	0.00	0.00	20.25	23.78	4.71	2.33	0.00	0.22	3.20	0.35	0.00	0.22	0.00	0.10	10.92	0.62	2.93	87.50	8.15	0.00	
Sri Lanka	1.23	0.46	0.00	0.00	0.00	0.00	0.00	0.00	0.00	4.49	2.05	0.27	0.00	0.00	0.08	0.04	0.00	34.05	15.51	2.05	2.87	0.00	0.27	4.93	0.00	0.00	1.89	0.02	0.69	24.06	1.29	4.52	11.65	0.00	0.00	
Sudan	0.02	0.01	0.00	0.00	0.00	0.00	1.69	0.00	0.30	1.89	0.13	0.00	0.00	0.00	0.00	0.00	0.00	4.52	28.85	1.92	1.93	0.00	0.18	0.93	0.20	0.00	0.23	0.00	0.18	9.43	4.25	0.70	0.01	0.00	0.00	
Suriname	0.20	0.00	0.05	0.37	0.00	0.14	0.00	0.00	0.00	1.18	0.09	0.09	0.00	0.00	0.00	0.00	0.00	71.48	5.51	5.33	57.49	0.00	5.51	0.95	0.03	0.24	1.88	0.00	1.14	0.82	0.04	0.27	0.00	0.00	0.00	
Swaziland	6.77	0.11	0.00	22.42	0.42	0.02	0.00	0.00	0.00	0.00	0.00	0.00	0.00	0.00	0.00	0.00	0.00	13.01	15.49	0.02	46.41	0.00	4.35	8.22	0.09	0.17	0.67	0.17	1.27	5.88	0.13	0.39	26.33	0.26	0.00	
Sweden	0.00	0.00	0.00	0.00	0.00	0.00	0.00	0.00	0.00	0.00	0.00	0.00	0.00	0.00	0.00	0.00	0.00	27.48	3.09	6.07	20.81	0.00	1.98	0.33	0.00	0.00	1.16	0.00	1.10	0.31	0.03	0.27	17.77	3.46	1.72	
Switzerland	0.01	0.00	0.00	0.02	0.00	0.00	0.00	0.00	0.00	0.00	0.00	0.00	0.00	0.00	0.00	0.00	0.00	41.67	13.49	5.66	59.68	0.00	5.66	1.15	0.03	0.22	0.65	0.01	0.03	0.56	0.04	0.43	27.23	0.02	0.00	
Syria	0.00	0.00	0.00	0.00	0.00	0.00	0.00	0.00	0.00	0.00	0.00	0.00	0.00	0.00	0.00	0.00	0.00	38.41	15.67	4.88	5.52	0.00	0.51	0.09	0.02	0.00	0.18	0.01	0.08	10.16	1.32	0.17	10.21	7.04	0.00	
Tajikistan	0.00	0.00	0.00	0.00	0.00	0.00	0.00	0.00	0.00	0.00	0.00	0.00	0.00	0.00	0.00	0.00	0.00	13.86	5.52	1.43	0.42	0.00	0.04	0.12	0.25	0.09	0.78	0.84	0.38	0.00	0.00	0.00	4.48	5.04	0.97	
Tanzania	41.36	0.27	0.03	0.00	0.00	0.00	0.16	0.00	0.00	0.01	0.00	0.00	0.00	0.00	0.02	0.00	0.00	5.59	0.85	0.27	1.30	0.00	0.12	17.95	0.00	0.00	1.09	0.01	0.21	18.48	0.01	0.19	1.76	0.05	0.00	
Thailand	0.00	0.00	0.00	0.77	0.03	0.10	0.00	0.00	0.00	0.84	0.17	0.03	0.00	0.00	0.00	0.00	0.00	49.54	10.13	1.55	3.50	0.00														

Country	2555			2556			2557			2558			2559			2560			2561			2562			2563			2570			2571			2572			
	Soyabeans			Groundnuts (Shelled Eq)			Sunflowerseed			Rape and Mustardseed			Cottonseed			Coconuts - Incl Copra			Sesameseed			Palmkernels			Olives			Oilcrops, Other			Soyabean Oil			Groundnut Oil			
	Green	Blue	Grey	Green	Blue	Grey	Green	Blue	Grey	Green	Blue	Grey	Green	Blue	Grey	Green	Blue	Grey	Green	Blue	Grey	Green	Blue	Grey	Green	Blue	Grey	Green	Blue	Grey	Green	Blue	Grey	Green	Blue	Grey	
Gambia	0.01	0.00	0.00	32.61	0.01	0.06	0.00	0.00	0.00	0.36	0.00	0.05	0.00	0.00	0.00	0.24	0.00	0.00	18.50	0.00	0.02	0.00	0.00	0.00	0.01	0.00	0.00	0.06	0.01	0.00	17.79	0.93	1.13	39.87	0.01	0.07	
Georgia	0.00	0.00	0.00	0.23	0.00	0.02	0.00	0.00	0.00	0.01	0.00	0.00	0.00	0.00	0.00	0.00	0.00	0.00	0.01	0.00	0.00	0.00	0.00	0.00	0.10	0.04	0.00	0.01	0.04	0.01	1.94	0.10	0.13	0.00	0.00	0.00	
Germany	0.96	0.02	0.01	3.88	0.17	0.16	0.35	0.01	0.04	0.43	0.00	0.10	0.00	0.00	0.00	2.42	0.00	0.01	0.00	0.00	0.00	0.00	0.00	0.00	0.70	0.07	0.00	0.51	0.04	0.01	17.77	0.35	0.17	1.36	0.06	0.06	
Ghana	0.01	0.00	0.00	21.91	0.00	0.07	0.00	0.00	0.00	0.00	0.00	0.00	0.00	0.00	0.00	16.24	0.00	0.02	0.16	0.01	0.01	0.00	0.00	0.00	0.00	0.00	0.00	0.00	0.18	0.01	0.00	0.69	0.02	0.02	22.61	0.00	0.07
Greece	0.01	0.00	0.00	1.06	0.19	0.04	0.00	0.00	0.00	0.27	0.00	0.04	0.00	0.00	0.00	1.02	0.00	0.01	7.68	0.64	0.18	0.00	0.00	0.00	18.04	2.84	0.00	0.00	0.00	0.00	2.14	0.08	0.03	2.06	0.37	0.09	
Grenada	0.09	0.00	0.00	1.80	0.11	0.12	0.00	0.00	0.00	0.28	0.00	0.07	0.00	0.00	0.00	80.48	0.00	0.04	0.00	0.00	0.00	0.00	0.00	0.00	0.03	0.01	0.00	0.05	0.00	0.01	15.18	0.56	0.25	0.00	0.00	0.00	
Guatemala	0.64	0.03	0.00	0.84	0.00	0.00	0.11	0.00	0.01	0.05	0.00	0.01	0.00	0.00	0.00	6.45	0.00	0.00	7.50	0.04	0.80	0.00	0.00	0.00	0.03	0.01	0.00	0.00	0.00	0.00	11.05	0.51	0.08	0.02	0.00	0.00	
Guinea	0.00	0.00	0.00	20.62	0.01	0.00	0.00	0.00	0.00	0.01	0.00	0.00	0.00	0.00	0.00	4.25	0.00	0.00	1.03	0.00	0.00	0.00	0.00	0.00	0.00	0.00	0.00	0.00	0.00	0.00	3.42	0.15	0.19	64.36	0.02	0.01	
Guinea-Bissau	0.00	0.00	0.00	7.22	0.00	0.00	0.00	0.00	0.00	0.00	0.00	0.00	0.00	0.00	0.00	4.24	0.00	0.00	0.00	0.00	0.00	0.00	0.00	0.00	0.00	0.00	0.00	0.00	0.51	0.02	0.01	6.24	0.22	0.11	33.53	0.01	0.00
Guyana	0.51	0.02	0.01	21.76	0.11	1.78	0.02	0.00	0.00	0.30	0.03	0.05	0.00	0.00	0.00	74.43	0.00	2.39	0.02	0.00	0.00	0.00	0.00	0.00	0.01	0.00	0.00	0.00	0.00	0.00	1.96	0.08	0.02	0.08	0.00	0.01	
Haiti	0.00	0.00	0.00	6.17	0.37	0.41	0.00	0.00	0.00	0.01	0.00	0.00	0.00	0.00	0.00	10.66	0.00	0.00	6.15	0.04	0.00	0.00	0.00	0.00	0.00	0.00	0.00	0.00	0.00	0.00	15.80	0.38	0.10	0.00	0.00	0.00	
Honduras	0.03	0.00	0.00	0.08	0.00	0.00	0.00	0.00	0.00	0.27	0.00	0.04	0.00	0.00	0.00	3.09	0.00	0.00	0.00	0.00	0.00	0.00	0.00	0.00	0.00	0.06	0.02	0.00	0.00	0.00	1.16	0.05	0.01	0.00	0.00	0.00	
Hungary	0.97	0.02	0.02	2.88	0.14	0.07	0.00	0.00	0.00	0.02	0.00	0.00	0.00	0.00	0.00	0.36	0.00	0.00	0.60	0.02	0.03	0.00	0.00	0.00	0.09	0.01	0.00	0.14	0.01	0.00	4.26	0.07	0.10	0.01	0.00	0.00	
Iceland	0.12	0.00	0.00	1.35	0.12	0.10	0.33	0.01	0.08	1.23	0.01	0.13	0.00	0.00	0.00	3.87	0.00	0.02	0.00	0.00	0.00	0.00	0.00	0.00	0.77	0.08	0.01	0.00	0.00	0.00	19.47	0.66	0.53	0.32	0.03	0.02	
India	2.93	0.02	0.08	1.83	0.22	0.13	0.00	0.00	0.00	0.67	0.59	0.10	0.00	0.00	0.00	12.37	0.00	0.22	1.06	0.02	0.05	0.00	0.00	0.00	0.00	0.00	0.00	0.07	0.01	0.00	7.21	0.04	0.20	12.05	1.43	0.88	
Indonesia	3.20	0.11	0.06	17.51	0.41	0.44	0.00	0.00	0.00	0.00	0.00	0.00	0.00	0.00	0.00	62.12	0.00	0.24	0.15	0.00	0.01	0.00	0.00	0.00	0.00	0.00	0.00	0.00	0.00	0.00	8.53	0.29	0.16	1.02	0.02	0.03	
Iran	0.00	0.00	0.00	0.37	0.02	0.07	0.00	0.00	0.00	0.00	0.00	0.00	0.00	0.00	0.00	0.92	0.00	0.00	0.00	0.00	0.00	0.00	0.00	0.00	0.62	1.33	0.42	0.06	0.01	0.03	26.83	1.04	0.58	0.04	0.00	0.01	
Ireland	0.11	0.00	0.00	2.76	0.14	0.15	0.19	0.03	0.02	0.23	0.00	0.04	0.00	0.00	0.00	3.94	0.00	0.01	0.52	0.03	0.03	0.00	0.00	0.00	0.17	0.03	0.00	0.01	0.00	0.00	6.20	0.14	0.06	0.52	0.03	0.03	
Israel	0.05	0.00	0.00	0.49	2.37	0.70	0.19	0.03	0.02	0.23	0.00	0.02	0.00	0.00	0.00	2.39	0.00	0.02	23.43	0.59	0.63	0.00	0.00	0.00	6.47	2.48	0.50	0.47	1.09	0.10	44.62	2.21	0.80	0.00	0.01	0.00	
Italy	0.01	0.00	0.00	1.81	0.09	0.03	0.00	0.00	0.00	0.25	0.01	0.01	0.00	0.00	0.00	0.80	0.00	0.00	0.00	0.00	0.00	0.00	0.00	0.00	6.33	0.69	0.04	0.00	0.00	0.00	14.68	0.68	0.13	8.29	0.40	0.12	
Jamaica	0.01	0.00	0.00	0.18	0.03	0.03	0.02	0.00	0.00	0.05	0.00	0.01	0.00	0.00	0.00	45.16	0.00	0.25	0.03	0.00	0.00	0.00	0.00	0.00	0.01	0.00	0.00	0.00	0.00	28.99	1.47	0.22	0.00	0.00	0.00		
Japan	16.22	0.57	0.19	1.48	0.24	0.10	0.00	0.00	0.00	0.26	0.00	0.04	0.00	0.00	0.00	0.22	0.00	0.00	4.45	0.20	0.08	0.00	0.00	0.00	0.03	0.00	0.00	0.03	0.00	0.00	18.29	0.65	0.21	0.03	0.00	0.00	
Jordan	0.02	0.00	0.00	2.18	0.69	0.32	2.99	0.26	0.21	0.02	0.00	0.00	0.00	0.00	0.00	4.29	0.00	0.04	5.62	0.91	0.03	0.00	0.00	0.00	6.54	3.72	1.11	1.06	0.04	0.13	17.74	0.81	0.41	0.01	0.00	0.00	
Kazakhstan	0.01	0.00	0.00	0.04	0.00	0.00	1.87	0.00	0.07	0.08	0.00	0.00	0.00	0.00	0.00	0.04	0.00	0.00	0.00	0.00	0.00	0.00	0.00	0.00	0.08	0.02	0.00	0.00	0.00	0.00	0.72	0.03	0.02	0.02	0.00	0.00	
Kenya	0.35	0.01	0.00	1.61	0.00	0.04	0.00	0.00	0.00	0.00	0.00	0.00	0.00	0.00	0.00	0.95	0.00	0.00	2.14	0.06	0.00	0.00	0.00	0.00	0.00	0.00	0.00	0.00	0.00	0.62	0.02	0.01	0.00	0.00	0.00		
Kiribati	0.97	0.03	0.02	0.28	0.02	0.02	0.00	0.00	0.00	0.02	0.00	0.01	0.00	0.00	0.00	320.22	0.00	0.00	0.00	0.00	0.00	0.00	0.00	0.00	0.00	0.00	0.00	0.00	0.00	0.00	1.44	0.05	0.03	0.00	0.00	0.00	
Korea, Dem People's Rep	17.20	0.29	0.32	0.00	0.00	0.00	0.00	0.00	0.00	0.00	0.00	0.00	0.00	0.00	0.00	0.00	0.00	0.00	0.00	0.00	0.00	0.00	0.00	0.00	0.00	0.00	0.00	0.00	0.00	13.50	0.22	0.25	0.00	0.00	0.00		
Korea, Republic	18.81	0.40	0.29	2.30	0.04	0.11	0.10	0.00	0.01	0.13	0.07	0.02	0.00	0.00	0.00	0.13	0.00	0.00	4.20	0.36	0.21	0.00	0.00	0.00	0.05	0.01	0.00	4.91	0.21	0.17	31.17	0.66	0.47	0.21	0.00	0.01	
Kuwait	0.01	0.00	0.00	0.16	0.02	0.02	0.81	0.05	0.09	0.01	0.01	0.00	0.00	0.00	0.00	6.83	0.00	0.02	9.28	0.82	0.25	0.00	0.00	0.00	3.11	0.79	0.10	1.23	0.16	0.08	14.69	0.19	0.44	0.76	0.10	0.08	
Kyrgyzstan	0.00	0.00	0.00	0.05	0.00	0.00	0.00	0.00	0.00	0.01	0.00	0.00	0.00	0.00	0.00	0.00	0.00	0.00	0.00	0.00	0.00	0.00	0.00	0.00	0.00	0.00	0.00	0.00	0.00	1.32	0.39	0.12	0.00	0.00	0.00		
Laos	1.71	0.00	0.00	5.21	0.00	0.00	0.00	0.00	0.00	0.00	0.00	0.00	0.00	0.00	0.00	0.00	0.00	0.00	4.84	0.00	0.00	0.00	0.00	0.00	0.00	0.00	0.00	0.00	0.00	0.48	0.00	0.00	3.91	0.00	0.00		
Latvia	0.02	0.00	0.00	1.87	0.12	0.19	0.00	0.00	0.00	0.11	0.00	0.02	0.00	0.00	0.00	0.62	0.00	0.00	0.51	0.02	0.02	0.00	0.00	0.00	0.35	0.06	0.00	0.30	0.01	0.01	15.85	0.59	1.10	0.01	0.00	0.00	
Lebanon	0.37	0.12	0.01	1.40	1.39	0.23	0.00	0.00	0.00	0.21	0.01	0.03	0.00	0.00	0.00	1.93	0.00	0.07	18.35	3.69	0.03	0.00	0.00	0.00	16.61	10.69	0.05	0.00	0.00	0.00	27.50	9.22	0.88	2.06	2.05	0.34	
Lesotho	0.00	0.00	0.00	0.00	0.00	0.00	0.00	0.00	0.00	0.00	0.00	0.00	0.00	0.00	0.00	0.00	0.00	0.00	0.00	0.00	0.00	0.00	0.00	0.00	0.00	0.00	0.00	0.00	0.00	0.00	0.00	0.00	0.00	0.00	0.00	0.00	
Liberia	2.45	0.04	0.04	12.76	0.00	0.00	0.00	0.00	0.00	0.00	0.00	0.00	0.00	0.00	0.00	10.11	0.00	0.00	0.00	0.00	0.00	0.00	0.00	0.00	0.00	0.00	0.00	0.00	0.00	3.86	0.06	0.07	0.03	0.00	0.00</		

Country	2573			2574			2575			2576			2577			2578			2579			2580			2581			2582			2586			2601		
	Sunflowerseed Oil			Rape and Mustard Oil			Cottonseed Oil			Palmkernel Oil			Palm Oil			Coconut Oil			Sesameseed Oil			Olive Oil			Ricebran Oil			Maize Germ Oil			Oilcrops Oil, Other			Tomatoes		
	Green	Blue	Grey	Green	Blue	Grey	Green	Blue	Grey	Green	Blue	Grey	Green	Blue	Grey	Green	Blue	Grey	Green	Blue	Grey	Green	Blue	Grey	Green	Blue	Grey	Green	Blue	Grey	Green	Blue	Grey	Green	Blue	Grey
Albania	28.95	1.44	4.68	0.40	0.05	0.07	0.00	0.00	0.00	0.00	0.00	0.00	0.00	0.00	0.00	0.00	0.00	0.00	0.00	0.00	0.00	0.00	0.00	0.00	0.00	0.14	0.12	0.00	0.14	0.20	0.10	4.99	5.53	1.19		
Algeria	44.16	1.04	2.63	6.25	1.66	0.89	0.00	0.00	0.00	0.00	0.00	0.00	3.39	0.00	0.17	0.71	0.00	0.00	0.02	0.00	0.00	20.48	5.44	0.31	0.00	0.00	0.00	0.01	0.00	0.00	3.92	0.40	0.34	3.54	1.93	0.12
Angola	5.29	0.47	0.12	0.79	0.05	0.09	0.02	0.00	0.00	1.65	0.00	0.02	10.72	0.00	0.13	0.00	0.00	0.00	0.00	0.00	0.00	1.50	0.04	0.00	0.00	0.00	0.05	0.00	0.00	15.56	1.18	0.08	3.68	0.44	0.07	
Antigua and Barbuda	0.06	0.00	0.01	0.00	0.00	0.00	0.01	0.01	0.00	0.00	0.00	0.00	0.00	0.00	0.00	0.00	0.00	0.00	0.00	0.00	2.15	0.60	0.05	0.00	0.00	0.00	0.00	0.01	15.41	0.12	3.30	2.09	0.37	0.02		
Argentina	57.48	0.25	0.57	0.05	0.00	0.00	0.10	0.00	0.00	0.00	0.00	0.00	0.02	0.00	0.00	1.12	0.00	0.00	0.02	0.00	0.00	2.12	0.88	0.03	0.00	0.00	0.00	1.21	0.02	0.09	0.90	0.07	0.00	1.53	0.67	0.28
Armenia	13.46	0.09	9.35	0.03	0.00	0.01	0.00	0.00	0.00	0.39	0.00	0.02	0.00	0.00	0.00	0.55	0.00	0.02	2.58	0.16	0.12	1.34	0.28	0.02	0.00	0.00	0.11	0.01	0.07	6.41	3.09	0.80	4.29	6.97	0.41	
Australia	14.96	0.04	1.50	23.90	0.01	4.80	0.26	0.27	0.05	0.00	0.00	0.00	20.09	0.00	0.61	6.19	0.00	0.03	3.20	0.10	0.21	12.94	2.40	0.09	0.00	0.00	0.28	0.18	0.05	0.53	0.06	0.04	0.98	1.87	0.97	
Austria	14.93	0.14	4.01	21.12	0.10	2.75	0.00	0.00	0.00	0.00	0.00	0.00	2.75	0.00	0.11	5.84	0.00	0.02	0.42	0.02	0.02	5.23	0.80	0.05	0.00	0.00	0.56	0.01	0.10	14.51	0.46	0.88	0.50	0.25	0.17	
Azerbaijan	5.26	0.05	0.19	0.12	0.02	0.02	0.06	0.15	0.02	0.00	0.00	0.00	0.00	0.00	0.00	0.01	0.00	0.00	0.03	0.01	0.00	0.24	0.06	0.00	0.00	0.00	0.46	0.42	0.08	0.10	0.05	0.01	4.65	9.65	0.03	
Bahamas	0.19	0.01	0.02	0.00	0.00	0.00	0.00	0.00	0.00	0.00	0.00	0.00	0.25	0.00	0.01	1.37	0.00	0.01	0.19	0.01	0.01	0.68	0.75	0.10	0.00	0.00	0.19	0.02	0.06	28.39	1.02	1.10	5.20	0.31	0.09	
Bangladesh	0.01	0.00	0.00	5.25	0.42	0.48	0.01	0.00	0.00	0.00	0.00	0.00	7.00	0.00	0.37	3.42	0.00	0.04	1.00	0.00	0.05	0.01	0.00	0.00	0.03	0.01	0.01	0.00	0.00	0.34	0.00	0.00	0.39	0.09	0.03	
Barbados	0.37	0.04	0.04	0.00	0.00	0.00	0.11	0.05	0.02	0.00	0.00	0.00	0.00	0.00	0.00	0.00	0.00	0.00	0.21	0.01	0.01	2.64	1.14	0.14	0.00	0.00	1.01	0.12	0.33	7.71	1.53	0.16	1.98	0.56	0.61	
Belarus	39.25	0.23	1.18	12.31	0.01	3.28	0.00	0.00	0.00	0.00	0.00	0.00	0.00	0.00	0.00	1.93	0.00	0.01	0.00	0.00	0.00	0.07	0.01	0.00	0.00	0.00	0.08	0.01	0.01	0.84	0.00	0.00	3.54	0.13	2.91	
Belgium	15.17	0.46	1.67	9.23	0.02	1.38	0.07	0.05	0.02	5.44	0.00	0.26	9.29	0.00	0.44	28.60	0.01	0.10	0.51	0.03	0.02	12.10	1.82	0.35	0.00	0.00	0.89	0.11	0.23	12.53	0.47	0.06	0.27	0.08	0.10	
Belize	9.93	0.00	0.13	0.00	0.00	0.00	0.00	0.00	0.00	0.00	0.00	0.00	0.00	0.00	0.00	2.20	0.00	0.34	0.26	0.02	0.01	0.39	0.26	0.03	0.00	0.00	0.83	0.01	0.21	7.86	0.42	0.38	1.10	0.00	0.19	
Benin	0.01	0.00	0.00	0.73	0.00	0.10	0.32	0.01	0.01	2.93	0.00	0.04	10.69	0.00	0.13	5.30	0.00	0.01	0.00	0.00	0.00	0.09	0.01	0.01	0.00	0.00	0.00	0.00	0.66	0.01	0.00	14.87	0.15	0.50		
Bermuda	0.00	0.00	0.00	0.00	0.00	0.00	0.00	0.00	0.00	0.00	0.00	0.00	24.35	0.01	0.93	0.00	0.00	0.00	0.00	0.00	0.00	4.64	0.53	0.04	0.00	0.00	0.00	0.00	0.00	23.39	9.20	0.00	0.38	0.25	0.15	
Bolivia	21.58	0.00	0.00	0.00	0.00	0.00	0.23	0.03	0.02	0.00	0.00	0.00	0.00	0.00	0.00	0.03	0.00	0.00	0.00	0.00	0.00	0.13	0.03	0.00	0.00	0.00	0.04	0.00	0.00	1.73	0.22	0.01	2.84	0.31	0.01	
Bosnia and Herzegovina	20.96	0.10	9.89	0.00	0.00	0.00	0.00	0.00	0.00	0.00	0.00	0.00	0.83	0.00	0.03	0.00	0.00	0.00	0.00	0.00	0.93	0.07	0.02	0.00	0.00	0.01	0.00	0.00	0.46	0.03	0.01	5.31	0.36	0.26		
Botswana	27.01	0.29	0.49	0.09	0.01	0.02	0.13	0.10	0.01	0.00	0.00	0.00	0.36	0.00	0.01	0.48	0.00	0.00	0.06	0.00	0.00	0.57	0.12	0.01	0.00	0.00	0.03	0.00	0.00	12.97	2.44	0.35	0.33	0.30	0.09	
Brazil	2.43	0.01	0.04	0.00	0.00	0.00	0.20	0.02	0.02	0.00	0.00	0.00	2.65	0.00	0.13	0.05	0.00	0.00	0.03	0.00	0.00	3.38	0.29	0.01	0.32	0.07	0.02	0.86	0.00	0.07	0.00	0.00	1.22	0.35	0.12	
Brunei Darussalam	6.29	0.32	0.43	0.00	0.00	0.00	0.00	0.00	0.00	0.00	0.00	0.00	20.57	0.00	0.83	0.00	0.00	0.00	3.11	0.19	0.16	1.31	0.26	0.02	0.00	0.00	6.34	0.01	0.66	13.04	1.02	0.29	0.17	0.03	0.04	
Bulgaria	80.20	0.32	0.77	0.00	0.00	0.00	0.00	0.00	0.00	0.00	0.00	0.00	0.00	0.00	0.00	0.00	0.00	0.00	0.00	0.00	0.54	0.07	0.01	0.00	0.00	0.39	0.01	0.00	0.82	0.06	0.01	7.60	1.69	0.01		
Burkina Faso	0.01	0.00	0.00	0.02	0.00	0.00	0.92	0.00	0.01	0.54	0.00	0.00	4.93	0.00	0.03	0.09	0.00	0.00	0.00	0.00	0.00	0.03	0.00	0.00	0.00	0.00	0.02	0.00	0.00	0.08	0.00	0.01	0.21	0.08	0.12	
Burundi	0.35	0.00	0.00	0.00	0.00	0.00	0.01	0.00	0.00	0.37	0.00	0.01	1.07	0.00	0.01	0.04	0.00	0.00	0.00	0.00	0.00	0.00	0.00	0.00	0.00	0.00	0.12	0.00	0.00	1.66	0.05	0.04	0.00	0.00	0.00	
Cambodia	0.04	0.00	0.00	0.00	0.00	0.00	0.00	0.00	0.00	0.01	0.00	0.00	3.97	0.00	0.17	4.70	0.00	0.00	0.01	0.00	0.00	0.01	0.00	0.00	0.00	0.00	0.01	0.00	0.00	1.35	0.01	0.05	0.00	0.00	0.00	
Cameroon	0.01	0.00	0.00	0.00	0.00	0.00	0.36	0.00	0.00	0.84	0.00	0.00	11.96	0.00	0.06	0.64	0.00	0.00	0.00	0.00	0.00	0.13	0.01	0.01	0.00	0.00	0.00	0.00	1.97	0.00	0.01	5.72	0.47	0.08		
Canada	3.31	0.87	0.43	79.79	0.03	10.40	0.08	0.03	0.01	0.00	0.00	0.00	0.36	0.00	0.02	3.05	0.00	0.01	0.60	0.02	0.04	7.43	0.77	0.09	0.00	0.00	1.32	0.05	0.41	0.00	0.00	0.00	1.60	0.48	0.31	
Cape Verde	0.43	0.26	0.00	1.37	0.00	0.40	0.00	0.00	0.00	0.00	0.00	0.00	1.85	0.00	0.08	0.00	0.00	0.00	0.00	0.00	0.00	51.87	0.95	0.03	0.00	0.00	0.02	0.00	0.00	26.75	4.03	0.33	1.29	1.91	0.00	
Central African Republic	0.00	0.00	0.00	0.02	0.00	0.00	0.16	0.00	0.00	0.00	0.00	0.00	3.19	0.00	0.01	0.00	0.00	0.00	17.29	0.00	0.00	0.04	0.00	0.00	0.00	0.00	0.00	0.00	0.82	0.00	0.00	0.02	0.01	0.01		
Chad	0.00	0.00	0.00	0.00	0.00	0.00	0.00	0.00	0.00	0.00	0.00	0.00	0.00	0.00	0.00	0.00	0.00	0.00	0.00	0.00	0.01	0.00	0.00	0.00	0.00	0.00	0.00	1.07	0.00	0.00	0.00	0.00	0.00	0.00	0.00	
Chile	21.47	0.08	0.32	1.99	0.00	0.57	0.00	0.00	0.00	0.00	0.00	0.00	0.00	0.00	0.00	0.00	0.00	0.00	0.01	0.00	0.00	1.49	0.56	0.13	0.00	0.00	0.02	0.01	0.01	0.12	0.04	0.01	1.04	0.12	0.50	
China	1.11	0.16	0.22	4.70	0.03	1.48	0.07	0.03	0.02	0.06	0.00	0.00	4.13	0.00	0.23	0.58	0.00	0.01	1.67	0.02	0.25	0.05	0.01	0.00	0.08	0.03	0.03	0.10	0.01	0.04	0.30	0.01	0.04	3.20	0.15	1.73
Colombia	4.43	0.01	0.03	0.03	0.00	0.00	0.06	0.01	0.01	2.40	0.00	0.14	16.70	0.00	0.96	0.02	0.00	0.00	0.65	0.01	0.00	0.31	0.08	0.00	0.00	0.00	2.13	0.08	0.28	0.00	0.00	0.00	1.88	0.10	0.37	
Comoros	0.37	0.01	0.09	0.10	0.01	0.01	0.00	0.00	0.00	0.00	0.00	0.00	2.82	0.00	0.14	119.66	0.00	0.00	0.00	0.00	0.00	0.15	0.02	0.01	0.00	0.00	0.01	0.00	0.33	0.01	0.00	1.57	0.00	0.00		
Congo, Dem Republic	0.71	0.01	0.02	0.62	0.06	0.11	0.04	0.00	0.00	3.48	0.00	0.00	23.59	0.00	0.02	0.00	0.00	0.00	0.00	0.00	0.00	0.01	0.00	0.00	0.00	0.00	0.00	0.72	0.00	0.00	0.57	0.00	0.00	0.		

FAO-code>>>	2573			2574			2575			2576			2577			2578			2579			2580			2581			2582			2586			2601		
Country	Sunflowerseed Oil			Rape and Mustard Oil			Cottonseed Oil			Palmkernel Oil			Palm Oil			Coconut Oil			Sesameseed Oil			Olive Oil			Ricebran Oil			Maize Germ Oil			Oilcrops Oil, Other			Tomatoes		
	Green	Blue	Grey	Green	Blue	Grey	Green	Blue	Grey	Green	Blue	Grey	Green	Blue	Grey	Green	Blue	Grey	Green	Blue	Grey	Green	Blue	Grey	Green	Blue	Grey	Green	Blue	Grey	Green	Blue	Grey	Green	Blue	Grey
Gambia	0.06	0.00	0.02	10.95	0.00	1.53	0.00	0.00	0.00	0.00	0.00	0.00	13.71	0.00	0.06	0.00	0.00	0.00	0.00	0.00	0.00	0.09	0.01	0.00	0.00	0.00	0.00	0.10	0.00	0.00	16.30	1.42	0.30	1.27	0.60	0.41
Georgia	21.29	0.15	4.36	0.12	0.00	0.00	0.00	0.00	0.00	0.00	0.00	0.00	0.00	0.00	0.00	0.04	0.00	0.00	0.01	0.00	0.00	0.06	0.02	0.00	0.00	0.00	0.11	0.00	0.01	2.84	7.67	2.46	12.07	1.92	0.56	
Germany	14.64	0.39	1.70	11.72	0.02	2.63	0.00	0.00	0.00	0.68	0.00	0.04	8.20	0.00	0.44	11.91	0.00	0.03	1.38	0.05	0.06	3.62	0.35	0.02	0.00	0.00	0.20	0.01	0.05	3.88	0.33	0.07	0.44	0.23	0.21	
Ghana	0.33	0.02	0.03	0.05	0.00	0.01	0.00	0.00	0.00	2.13	0.00	0.01	17.43	0.00	0.06	2.20	0.00	0.00	0.00	0.00	0.00	0.21	0.04	0.01	0.00	0.00	0.01	0.00	0.00	0.28	0.02	0.00	7.12	0.30	0.08	
Greece	26.78	1.80	1.50	0.00	0.00	0.00	0.06	0.07	0.01	0.00	0.00	0.00	0.00	0.00	0.00	0.00	0.00	8.64	0.72	0.21	112.81	17.78	0.02	0.00	0.00	0.00	2.19	1.21	0.61	0.00	0.00	0.00	5.89	3.16	2.99	
Grenada	0.22	0.01	0.01	0.00	0.00	0.00	0.01	0.00	0.00	0.00	0.00	0.00	0.00	0.00	0.00	38.32	0.00	0.02	0.00	0.00	0.00	0.60	0.15	0.02	0.00	0.00	0.14	0.01	0.03	40.51	1.50	4.12	0.30	0.22	0.00	
Guatemala	9.19	0.20	0.57	0.00	0.00	0.00	0.01	0.01	0.00	0.55	0.00	0.01	3.14	0.00	0.08	0.00	0.00	0.19	0.00	0.02	0.32	0.15	0.01	0.00	0.00	0.00	0.67	0.01	0.10	0.08	0.03	0.00	1.90	0.30	0.05	
Guinea	0.01	0.00	0.00	0.43	0.01	0.05	0.00	0.00	0.00	10.61	0.02	0.00	88.74	0.14	0.03	1.51	0.00	0.00	0.00	0.00	0.00	0.02	0.00	0.00	0.00	0.34	0.00	0.00	3.72	0.15	0.07	0.26	0.18	0.10		
Guinea-Bissau	0.05	0.03	0.00	1.15	0.08	0.09	0.00	0.00	0.00	10.65	0.00	0.00	10.28	0.00	0.00	1.27	0.00	0.00	0.00	0.00	0.00	0.57	0.01	0.00	0.00	0.00	0.00	0.00	6.36	0.28	0.11	0.05	0.02	0.02		
Guyana	0.16	0.00	0.00	0.00	0.00	0.00	0.00	0.00	0.00	0.00	0.00	0.00	2.83	0.00	0.12	29.55	0.00	0.95	0.12	0.01	0.01	0.15	0.04	0.00	0.00	0.00	0.38	0.00	0.17	2.77	0.19	0.04	3.66	0.10	1.44	
Haiti	0.26	0.02	0.02	0.00	0.00	0.00	0.00	0.00	0.00	0.00	0.00	0.00	5.91	0.00	0.24	0.00	0.00	0.00	0.00	0.00	0.00	0.10	0.12	0.02	0.00	0.00	0.44	0.01	0.01	15.48	0.26	0.03	0.42	0.12	0.00	
Honduras	0.82	0.05	0.06	0.00	0.00	0.00	0.01	0.00	0.00	0.00	0.00	0.00	31.05	0.00	1.15	0.10	0.00	0.00	0.27	0.00	0.00	0.25	0.07	0.00	0.00	0.00	0.00	0.03	0.28	0.00	0.00	1.60	0.37	0.00		
Hungary	44.18	0.53	10.09	7.26	0.14	0.11	0.00	0.00	0.00	0.66	0.00	0.03	3.94	0.00	0.17	0.00	0.00	0.00	0.03	0.00	0.00	0.55	0.08	0.00	0.00	0.00	1.47	0.00	0.09	0.97	0.04	0.01	2.57	0.71	0.01	
Iceland	1.87	0.06	0.47	0.00	0.00	0.00	0.00	0.00	0.00	0.00	0.00	0.00	0.00	0.00	0.00	6.80	0.00	0.04	0.21	0.01	0.01	6.52	0.67	0.09	0.00	0.00	0.42	0.03	0.12	0.93	0.10	0.03	0.16	0.06	0.10	
India	6.05	0.38	0.25	5.28	4.69	0.76	0.19	0.06	0.03	0.00	0.00	0.00	5.84	0.00	0.34	3.38	0.00	0.06	3.96	0.06	0.17	0.01	0.00	0.00	1.23	0.40	0.20	0.03	0.00	0.00	2.73	0.26	0.07	0.87	0.40	0.30
Indonesia	0.06	0.00	0.00	0.00	0.00	0.00	0.00	0.00	0.00	4.61	0.00	0.32	12.39	0.00	0.87	9.85	0.00	0.04	0.04	0.00	0.00	0.00	0.00	0.00	0.00	0.00	0.07	0.00	0.02	0.00	0.00	1.20	0.02	0.25		
Iran	14.02	0.09	2.24	0.27	0.00	0.03	0.01	0.07	0.01	0.17	0.00	0.01	0.00	0.00	0.00	1.05	0.00	0.01	1.72	0.74	1.52	0.15	0.32	0.10	0.00	0.00	0.01	0.01	0.22	0.05	0.09	2.06	13.99	1.14		
Ireland	14.30	2.45	1.75	17.43	0.29	3.03	0.00	0.00	0.00	0.79	0.00	0.03	0.10	0.00	0.00	37.69	0.01	0.11	0.72	0.04	0.04	8.19	1.59	0.14	0.00	0.00	0.25	0.04	0.07	0.14	0.01	0.01	0.19	0.07	0.08	
Israel	10.82	1.50	1.06	6.97	0.02	0.58	0.06	0.05	0.01	0.35	0.00	0.02	9.99	0.00	0.44	1.34	0.00	0.01	0.10	0.00	0.00	7.35	2.81	0.57	0.00	0.00	2.42	0.32	0.66	5.95	13.67	1.21	1.57	1.63	2.11	
Italy	22.60	0.42	1.74	3.92	0.79	0.54	0.00	0.00	0.00	0.59	0.00	0.02	3.41	0.00	0.14	6.83	0.00	0.02	0.94	0.04	0.04	165.75	18.07	1.00	0.00	0.00	1.44	0.33	0.52	0.90	1.02	4.61	2.19	0.95		
Jamaica	0.00	0.00	0.00	0.00	0.00	0.00	0.00	0.00	0.01	0.00	0.00	0.00	0.00	0.00	0.00	32.97	0.00	0.18	0.00	0.00	0.00	0.25	0.08	0.01	0.00	0.00	0.24	0.02	0.08	0.00	0.00	2.48	0.08	0.11		
Japan	1.02	0.04	0.12	35.77	0.25	5.03	0.01	0.00	0.00	0.40	0.00	0.02	3.46	0.00	0.14	4.18	0.00	0.01	0.00	0.00	0.00	2.27	0.33	0.01	0.43	0.15	0.06	0.95	0.10	0.29	2.21	0.31	0.07	0.69	0.00	0.19
Jordan	9.19	0.81	0.65	0.08	0.00	0.01	0.01	0.01	0.00	1.93	0.00	0.10	15.56	0.00	0.82	0.77	0.00	0.01	11.56	1.87	0.06	35.41	20.14	6.03	0.00	0.00	3.24	0.35	0.74	0.37	0.01	0.05	0.91	1.85	0.00	
Kazakhstan	45.65	0.05	1.61	1.43	0.00	0.03	0.17	0.24	0.02	0.00	0.00	0.00	0.00	0.00	0.00	0.00	0.00	0.01	0.01	0.00	0.09	0.02	0.00	0.00	0.00	0.06	0.11	0.01	5.15	8.21	0.15	3.52	5.56	0.48		
Kenya	1.04	0.01	0.01	0.02	0.00	0.00	0.03	0.00	0.00	0.29	0.00	0.02	24.30	0.00	1.41	1.60	0.00	0.00	0.00	0.00	0.00	0.03	0.00	0.00	0.00	0.00	2.42	0.01	0.05	4.67	0.24	0.00	1.73	0.10	0.07	
Kiribati	0.00	0.00	0.00	0.00	0.00	0.00	0.00	0.00	0.00	0.00	0.00	0.00	0.00	0.00	0.00	46.70	0.00	0.00	0.00	0.00	0.00	0.00	0.00	0.00	0.00	0.00	0.00	0.00	0.00	10.83	0.96	0.33	0.00	0.00	0.00	
Korea, Dem People's Rep	0.14	0.01	0.01	0.46	0.35	0.07	0.03	0.00	0.00	0.00	0.00	0.00	2.10	0.00	0.10	0.06	0.00	0.00	0.00	0.00	0.00	0.00	0.00	0.00	0.00	0.00	3.26	0.03	0.10	2.91	0.32	0.19	1.60	0.05	0.00	
Korea, Republic	0.18	0.01	0.01	1.01	0.52	0.19	0.08	0.06	0.02	0.74	0.00	0.04	8.13	0.00	0.44	10.55	0.00	0.03	8.97	0.76	0.44	1.55	0.31	0.01	0.44	0.07	0.06	0.77	0.07	0.23	2.34	1.10	0.08	0.65	0.02	0.19
Kuwait	7.04	0.45	0.74	0.00	0.00	0.00	0.00	0.00	0.00	3.15	0.00	0.13	15.51	0.00	0.62	0.00	0.00	0.00	0.91	0.08	0.02	9.04	2.29	0.30	0.00	0.00	8.95	1.68	1.84	6.57	0.88	0.41	1.55	4.05	0.75	
Kyrgyzstan	6.74	0.99	0.45	0.16	0.00	0.01	0.09	0.02	0.00	0.00	0.00	0.00	0.00	0.00	0.00	0.02	0.00	0.00	0.00	0.00	0.00	0.02	0.00	0.00	0.00	0.02	0.02	0.00	1.82	1.29	0.10	4.14	4.28	0.44		
Laos	0.00	0.00	0.00	0.00	0.00	0.03	0.00	0.00	0.00	0.00	0.00	0.00	0.00	0.00	0.00	0.00	0.00	0.00	0.00	0.00	0.00	0.01	0.00	0.00	1.96	0.16	0.00	0.00	0.00	0.00	0.22	0.01	0.00	0.00	0.00	
Latvia	9.12	0.11	0.50	17.34	0.03	3.72	0.00	0.00	0.00	0.00	0.00	0.00	0.00	0.00	0.00	0.00	0.00	0.00	0.00	0.00	0.00	1.44	0.24	0.01	0.00	0.00	0.12	0.01	0.02	4.02	0.16	0.18	1.90	0.09	0.36	
Lebanon	6.49	0.53	0.48	0.15	0.01	0.02	0.01	0.00	0.00	0.00	0.00	0.00	0.00	0.00	0.00	0.00	0.00	3.99	0.80	0.01	13.08	8.41	0.04	0.00	0.00	2.64	1.63	0.57	5.62	0.40	1.06	3.30	3.62	8.03		
Lesotho	0.00	0.00	0.00	0.00	0.00	0.00	0.00	0.00	0.00	0.00	0.00	0.00	0.00	0.00	0.00	0.00	0.00	0.00	0.00	0.00	0.00	0.00	0.00	0.00	0.00	0.00	0.00	0.00	12.56	0.53	0.22	0.26	0.15	0.10		
Liberia	0.00	0.00	0.00	1.47	0.07	0.19	0.00	0.00	0.00	10.09	0.00	0.02	67.63	0.00	0.14	0.01	0.00	0.00	0.00	0.00	0.00	0.02	0.01	0.00	0.00	0.00	0.00	0.00	9.42	0.34	0.19	0.36	0.02	0.00		
Libya	15.38	3.67	0.74	0.01	0.00	0.00	0.00	0.00	0.00	0.00	0.00	0.00	0.00	0.00	0.00	0.33	0.00	0.21	0.04	0.01	36.26	48.62	0.96	0.00	0.00	13.62	4.50	3.99	9.67	1.53	0.48	8.39	22.			

FAO-code>>>	2573			2574			2575			2576			2577			2578			2579			2580			2581			2582			2586			2601		
Country	Sunflowerseed Oil			Rape and Mustard Oil			Cottonseed Oil			Palmkernel Oil			Palm Oil			Coconut Oil			Sesameseed Oil			Olive Oil			Ricebran Oil			Maize Germ Oil			Oilcrops Oil, Other			Tomatoes		
	Green	Blue	Grey	Green	Blue	Grey	Green	Blue	Grey	Green	Blue	Grey	Green	Blue	Grey	Green	Blue	Grey	Green	Blue	Grey	Green	Blue	Grey	Green	Blue	Grey	Green	Blue	Grey	Green	Blue	Grey			
Occ. Palestinian Terr.	0.81	0.15	0.06	0.03	0.00	0.01	0.00	0.00	0.00	0.04	0.00	0.00	1.96	0.00	0.08	0.15	0.00	0.00	0.33	0.84	0.01	77.10	4.78	0.00	0.00	0.00	0.03	0.00	0.00	0.59	0.28	0.01	1.59	1.86	0.00	
Pakistan	2.05	0.01	0.25	3.39	1.04	0.69	0.39	0.27	0.09	0.46	0.00	0.02	20.71	0.00	0.97	0.79	0.00	0.01	0.24	0.22	0.06	0.02	0.00	0.00	0.03	0.11	0.01	0.01	0.00	0.00	0.00	0.00	0.00	0.29	0.89	0.19
Panama	3.24	0.09	0.13	0.14	0.00	0.02	0.00	0.00	0.00	0.00	0.00	0.00	2.82	0.00	0.09	0.16	0.00	0.02	0.56	0.00	0.23	1.40	0.40	0.02	0.00	0.00	0.00	0.77	0.04	0.18	4.28	0.17	0.09	1.23	0.01	0.23
Paraguay	14.68	0.00	1.59	0.00	0.00	0.00	0.77	0.01	0.01	4.50	0.00	0.30	3.03	0.00	0.20	0.00	0.00	0.00	0.00	0.00	0.00	0.32	0.07	0.00	0.00	0.21	0.00	0.01	0.97	0.00	0.00	1.83	0.06	0.75		
Peru	1.60	0.01	0.03	0.00	0.00	0.00	0.08	0.03	0.01	0.30	0.00	0.04	2.45	0.00	0.34	0.00	0.00	0.00	0.03	0.00	0.00	0.07	0.02	0.01	0.00	0.00	0.00	0.02	0.00	0.00	0.26	0.03	0.00	0.56	0.38	0.14
Philippines	0.07	0.00	0.01	0.08	0.02	0.01	0.00	0.00	0.00	0.44	0.00	0.03	4.42	0.00	0.28	30.70	0.00	0.05	0.10	0.00	0.01	0.09	0.02	0.00	0.00	0.00	0.36	0.00	0.03	0.42	0.01	0.00	1.22	0.09	0.15	
Poland	6.75	0.09	0.46	17.42	0.01	0.35	0.00	0.00	0.00	0.50	0.00	0.03	6.48	0.00	0.37	1.57	0.00	0.01	1.17	0.08	0.06	0.51	0.09	0.00	0.01	0.00	0.00	0.01	2.04	0.06	0.04	1.91	0.06	0.03		
Portugal	32.31	5.63	1.51	0.00	0.00	0.00	0.00	0.00	0.00	1.90	0.00	0.02	29.44	0.02	0.29	0.00	0.00	0.00	0.06	0.00	0.00	109.29	8.37	0.32	0.00	0.00	0.00	0.37	0.25	0.10	0.11	0.02	0.00	2.41	0.97	0.83
Romania	64.89	2.47	2.70	0.00	0.00	0.00	0.00	0.00	0.00	0.00	0.00	0.00	0.89	0.00	0.04	0.00	0.00	0.00	0.05	0.00	0.00	0.24	0.02	0.00	0.00	0.00	0.06	0.00	0.00	0.00	0.00	0.00	9.16	1.08	0.46	
Russian Federation	57.63	0.18	0.91	0.25	0.00	0.01	0.00	0.00	0.00	0.00	0.00	0.00	0.00	0.00	0.00	0.00	0.00	0.02	0.00	0.00	0.39	0.08	0.00	0.00	0.00	0.00	0.40	0.15	0.10	0.74	0.03	0.01	4.71	0.82	0.10	
Rwanda	0.12	0.00	0.00	0.13	0.01	0.02	0.00	0.00	0.00	0.01	0.00	0.00	5.31	0.00	0.20	0.03	0.00	0.00	0.00	0.00	0.01	0.00	0.00	0.00	0.00	0.01	0.00	0.00	2.96	0.12	0.07	0.13	0.00	0.00		
Saint Kitts and Nevis	0.50	0.00	0.01	0.00	0.00	0.00	0.02	0.01	0.00	0.00	0.00	0.00	0.00	0.00	0.00	19.28	0.00	0.04	0.00	0.00	0.00	0.62	0.48	0.06	0.00	0.00	0.60	0.07	0.20	13.18	0.55	0.26	0.05	0.13	0.04	
Saint Lucia	0.05	0.00	0.00	0.00	0.00	0.00	0.00	0.00	0.00	0.00	0.00	0.00	0.00	0.00	0.00	1.31	0.00	0.01	0.17	0.01	0.01	0.59	0.43	0.06	0.00	0.00	0.36	0.05	0.12	0.00	0.00	0.00	0.28	0.14	0.04	
Saint Vincent/Grenadines	0.00	0.00	0.00	0.00	0.00	0.00	0.00	0.00	0.00	0.00	0.00	0.00	0.00	0.00	0.00	37.38	0.00	0.02	0.00	0.00	0.00	0.22	0.10	0.01	0.00	0.00	0.61	0.03	0.15	24.02	1.31	0.81	0.17	0.03	0.03	
Samoa	0.00	0.00	0.00	0.00	0.00	0.00	0.00	0.00	0.00	0.00	0.00	0.00	3.71	0.00	0.19	29.63	0.00	0.00	0.00	0.00	0.00	0.00	0.00	0.00	0.00	0.00	0.00	0.00	6.97	0.02	0.01	0.00	0.00	0.00		
Sao Tome and Principe	3.19	1.95	0.00	0.00	0.00	0.00	0.00	0.00	0.00	8.23	0.00	0.02	6.97	0.00	0.01	18.95	0.00	0.00	0.00	0.00	0.00	1.41	0.02	0.00	0.00	0.00	0.00	0.00	11.28	0.45	0.20	0.32	0.18	0.12		
Saudi Arabia	4.52	0.20	0.28	0.13	0.03	0.02	0.04	0.02	0.01	2.03	0.00	0.08	37.79	0.00	1.54	1.24	0.00	0.02	8.71	1.92	0.07	3.83	0.79	0.11	0.00	0.00	0.00	2.52	0.30	0.62	9.95	0.56	0.27	1.78	6.57	2.91
Senegal	0.11	0.03	0.02	1.87	0.00	0.34	0.10	0.01	0.01	0.00	0.00	0.00	6.44	0.00	0.18	0.33	0.00	0.00	0.01	0.00	0.00	0.30	0.05	0.01	0.00	0.00	0.00	0.00	7.88	0.71	0.02	0.20	0.98	0.06		
Serbia and Montenegro	30.49	0.06	4.19	0.00	0.00	0.00	0.00	0.00	0.00	0.00	0.00	0.00	0.00	0.00	0.00	0.00	0.00	0.05	0.00	0.00	0.65	0.05	0.02	0.00	0.00	0.40	0.00	0.02	0.00	0.00	8.51	0.50	1.14			
Seychelles	26.55	0.75	1.32	0.19	0.00	0.02	0.00	0.00	0.01	0.00	0.00	0.00	0.00	0.00	0.00	12.77	1.77	0.00	0.65	0.04	0.03	9.82	1.00	0.35	0.00	0.00	0.00	0.00	8.42	0.48	0.19	6.99	0.88	0.10		
Sierra Leone	0.00	0.00	0.00	0.69	0.03	0.09	0.00	0.00	0.00	15.62	0.00	0.02	49.01	0.00	0.06	0.00	0.00	0.00	0.00	0.00	0.00	0.01	0.00	0.00	0.00	0.00	0.01	0.00	0.00	4.81	0.39	0.03	1.36	0.60	0.00	
Slovakia	13.23	0.31	2.88	23.79	0.06	4.12	0.00	0.00	0.00	0.00	0.00	0.00	0.00	0.00	0.00	0.00	0.00	0.02	0.00	0.00	0.50	0.10	0.00	0.00	0.00	0.68	0.04	0.10	1.47	0.09	0.06	1.99	0.86	0.18		
Slovenia	17.58	0.14	3.16	0.99	0.00	0.56	0.00	0.00	0.00	0.00	0.00	0.00	5.53	0.00	0.21	0.00	0.00	0.00	0.32	0.01	0.01	5.83	0.48	6.81	0.00	0.00	0.08	0.00	0.02	1.84	0.17	0.09	1.27	0.35	0.35	
Solomon Islands	0.00	0.00	0.00	0.00	0.00	0.00	0.00	0.00	0.00	0.00	0.00	0.00	4.08	0.00	0.00	8.11	0.00	0.00	0.00	0.00	0.00	0.09	0.02	0.00	0.00	0.00	0.00	0.00	2.38	0.10	0.05	0.00	0.00	0.00		
South Africa	42.21	0.79	1.50	0.00	0.00	0.00	0.11	0.01	0.01	1.67	0.00	0.07	3.50	0.00	0.14	0.61	0.00	0.32	0.01	0.01	0.62	0.07	0.00	0.00	0.00	0.00	4.73	0.10	0.38	2.84	1.47	0.07	0.53	0.49	0.15	
Spain	51.38	11.41	3.23	1.34	0.23	0.17	0.07	0.05	0.01	0.17	0.00	0.01	0.00	0.00	0.00	4.62	0.00	0.02	0.02	0.00	0.00	136.55	27.08	0.53	0.00	0.00	0.00	0.41	0.19	0.12	0.12	0.03	0.01	1.82	1.19	1.33
Sri Lanka	0.22	0.01	0.02	0.00	0.00	0.00	0.00	0.00	0.00	0.37	0.00	0.01	0.00	0.00	0.00	22.42	0.00	0.16	0.57	0.12	0.02	0.02	0.01	0.00	0.76	0.40	0.19	0.05	0.00	0.01	0.00	0.00	1.18	0.46	0.00	
Sudan	1.02	1.66	0.00	0.23	0.03	0.04	0.11	0.23	0.03	0.00	0.00	0.00	1.66	0.00	0.07	0.10	0.00	0.00	20.89	4.49	0.00	0.01	0.00	0.00	0.00	0.00	0.05	0.07	0.00	0.93	0.16	0.60	5.27	0.75		
Suriname	0.00	0.00	0.00	0.00	0.00	0.00	0.00	0.00	0.00	0.00	0.00	0.00	0.00	0.00	0.00	11.39	0.00	1.78	0.07	0.00	0.01	0.37	0.23	0.03	0.00	0.00	0.00	0.00	0.00	0.00	0.00	2.37	0.00	0.76		
Swaziland	6.95	0.17	0.32	0.02	0.00	0.00	0.14	0.00	0.00	0.00	0.00	0.00	0.03	0.00	0.00	4.13	0.00	0.01	0.02	0.00	0.00	0.47	0.10	0.01	0.00	0.00	0.35	0.00	0.00	10.35	4.55	0.42	1.14	0.31	0.01	
Sweden	4.99	0.19	0.69	20.90	0.03	3.34	0.00	0.00	0.00	0.71	0.00	0.03	3.70	0.00	0.15	5.32	0.00	0.03	0.15	0.01	0.01	3.86	0.49	0.02	0.00	0.00	0.12	0.01	0.03	8.18	0.63	0.39	0.25	0.08	0.09	
Switzerland	20.56	0.38	6.80	3.63	0.00	1.00	0.00	0.00	0.00	1.52	0.00	0.07	6.89	0.00	0.33	9.11	0.00	0.03	0.19	0.01	0.01	11.24	1.48	0.07	0.00	0.00	0.44	0.01	0.14	23.05	2.68	0.76	0.92	0.42	0.32	
Syria	7.95	2.17	0.61	0.07	0.00	0.01	0.04	1.02	0.09	0.00	0.00	0.00	0.45	0.00	0.02	1.36	0.00	0.00	0.21	0.90	0.08	84.86	39.00	11.28	0.00	0.00	0.13	0.09	0.03	5.16	0.18	0.73	1.57	1.62	0.14	
Tajikistan	10.26	1.37	8.37	0.34	0.02	0.12	0.24	1.57	0.02	0.00	0.00	0.00	0.00	0.00	0.00	0.00	0.00	0.00	0.00	0.00	0.00	0.01	0.00	0.00	0.00	0.00	0.00	0.00	1.54	2.10	1.34	2.65	9.17	0.45		
Tanzania	6.62	0.01	0.02	0.01	0.00	0.00	0.26	0.02	0.01	0.55	0.00	0.03	6.32	0.00	0.37	12.28	0.00	0.00	6.10	0.03	0.00	0.10	0.02	0.00	0.00	0.00	3.17	0.03	0.05	4.85	0.13	0.01	2.12	0.03	0.04	
Thailand	1.12	0.03	0.04	0.00	0.00	0.00	0.01	0.00	0.00	0.31	0.00	0.03	7.94	0.00	0.65	4.98	0.00	0.05	2.10	0.02	0.06	0.16	0.03	0.00	0.19	0.04	0.01	0.02	0.00	0.00	0.09	0.02	0.00	0.57		

Country	2602			2605			2611			2612			2613			2614			2615			2616			2617			2618			2619			2620			
	Onions			Vegetables, Other			Oranges, Mandarines			Lemons, Limes			Grapefruit			Citrus, Other			Bananas			Plantains			Apples			Pineapples			Dates			Grapes			
	Green	Blue	Grey	Green	Blue	Grey	Green	Blue	Grey	Green	Blue	Grey	Green	Blue	Grey	Green	Blue	Grey	Green	Blue	Grey	Green	Blue	Grey	Green	Blue	Grey	Green	Blue	Grey	Green	Blue	Grey	Green	Blue	Grey	
Albania	4.36	4.62	0.80	13.71	7.96	2.15	2.29	0.69	0.30	0.29	0.14	0.06	0.02	0.01	0.00	0.04	0.01	0.01	1.58	0.29	0.01	0.00	0.00	0.00	6.87	1.93	0.30	0.00	0.00	0.00	1.13	0.56	0.01	5.94	0.45	0.16	
Algeria	2.97	1.16	0.08	9.20	2.32	0.41	5.53	5.00	0.10	0.39	0.35	0.01	0.02	0.02	0.00	0.01	0.00	0.00	1.11	0.15	0.00	0.00	0.00	0.00	6.61	1.09	0.05	0.01	0.00	0.00	13.39	30.98	0.28	3.32	6.36	0.12	
Angola	0.10	0.08	0.02	9.24	1.88	0.26	0.01	0.01	0.00	0.00	0.00	0.00	0.00	0.00	0.00	5.59	1.12	0.08	16.43	2.63	0.15	0.00	0.00	0.00	0.10	0.07	0.01	0.86	0.04	0.02	0.00	0.00	0.00	0.02	0.00	0.00	
Antigua and Barbuda	3.10	0.32	0.00	23.80	5.85	1.53	31.57	0.99	1.90	0.72	0.00	0.00	0.01	2.93	0.03	0.05	0.66	0.06	0.04	9.35	0.26	0.02	0.66	0.01	0.00	0.21	0.26	0.06	1.13	0.01	0.11	0.00	0.00	0.00	0.21	0.05	0.04
Argentina	1.89	1.37	0.22	12.44	5.83	1.75	16.57	1.07	0.96	4.14	0.30	0.29	1.89	0.13	0.12	0.00	0.00	0.00	5.82	2.18	0.19	0.00	0.00	0.00	3.68	3.08	0.33	0.17	0.01	0.01	0.00	0.00	0.00	0.19	0.27	0.04	
Armenia	2.16	2.37	0.16	11.69	12.77	1.09	0.57	0.66	0.10	0.01	0.00	0.00	0.05	0.04	0.01	0.19	0.02	0.01	0.55	0.06	0.02	0.00	0.00	0.00	6.32	4.88	0.29	0.04	0.00	0.01	0.15	0.35	0.02	7.58	6.08	0.56	
Australia	0.71	1.45	0.41	9.33	8.05	6.92	7.33	4.47	2.22	0.43	0.28	0.14	0.23	0.15	0.07	0.04	0.01	0.00	2.63	4.49	1.11	0.00	0.00	0.00	5.03	7.12	2.52	0.61	0.14	0.34	0.23	0.47	0.04	2.74	1.38	1.42	
Austria	0.71	0.42	0.10	9.20	3.38	2.21	4.68	1.65	0.69	0.79	0.30	0.13	0.20	0.07	0.02	1.62	0.14	0.08	3.53	0.52	0.03	0.01	0.00	0.00	10.49	0.62	0.67	0.32	0.02	0.05	0.09	0.22	0.01	3.83	0.13	0.34	
Azerbaijan	3.08	5.70	0.02	11.40	13.03	0.55	1.15	0.98	0.07	0.13	0.09	0.01	0.00	0.00	0.00	0.21	0.05	0.01	0.15	0.02	0.00	0.00	0.00	0.00	9.77	6.73	0.40	0.00	0.00	0.00	0.07	0.17	0.01	7.74	3.96	0.46	
Bahamas	1.01	0.01	0.00	28.92	6.45	2.09	40.59	6.07	3.78	8.71	0.03	0.03	6.36	0.03	0.02	0.01	0.00	0.00	6.82	1.28	0.30	8.25	0.14	0.03	3.47	5.33	1.19	0.29	0.01	0.07	0.00	0.00	0.00	1.15	0.96	0.48	
Bangladesh	1.35	0.45	0.14	3.39	0.52	0.52	0.42	0.00	0.02	0.34	0.00	0.01	0.34	0.00	0.01	0.01	0.00	0.00	3.48	0.00	0.09	0.00	0.00	0.00	0.16	0.04	0.02	0.47	0.00	0.03	0.27	0.25	0.02	0.08	0.05	0.01	
Barbados	2.65	0.73	0.59	24.74	3.45	8.42	36.14	0.78	1.93	0.48	0.10	0.07	2.89	0.13	0.14	0.22	0.03	0.02	11.84	0.19	0.51	5.76	0.10	0.02	3.01	3.31	0.74	1.14	0.03	0.31	0.03	0.03	0.00	2.01	0.55	0.46	
Belarus	3.14	0.03	3.20	13.52	0.13	14.83	1.32	0.93	0.20	0.11	0.06	0.02	0.12	0.04	0.02	0.06	0.01	0.00	1.03	0.16	0.02	0.00	0.00	0.00	25.53	0.08	13.47	0.10	0.01	0.02	0.00	0.01	0.00	0.36	0.04	0.02	
Belgium	0.39	0.13	0.12	7.92	1.68	2.67	7.07	1.33	0.62	0.65	0.25	0.09	1.05	0.31	0.12	0.22	0.02	0.01	3.09	0.31	0.02	0.48	0.01	0.00	4.06	0.59	0.16	0.45	0.01	0.02	0.19	0.44	0.02	2.22	0.21	0.32	
Belize	0.52	0.10	0.12	13.48	1.08	2.78	67.33	0.06	4.56	0.00	0.00	0.00	59.00	0.05	3.99	0.00	0.00	0.00	4.76	0.27	0.24	10.85	0.00	0.58	2.74	1.13	0.32	3.47	0.04	0.44	0.00	0.00	0.00	0.36	0.12	0.10	
Benin	0.20	0.01	0.02	14.18	0.23	0.85	2.74	0.00	0.04	0.00	0.00	0.00	0.00	0.00	0.00	0.00	0.00	0.00	3.60	0.00	0.04	0.00	0.00	0.00	0.18	0.10	0.01	1.03	0.00	0.03	0.54	0.00	0.11	0.11	0.02	0.03	
Bermuda	0.24	0.12	0.09	28.33	38.04	15.37	2.31	0.63	0.42	0.00	0.00	0.00	0.00	0.00	0.00	0.00	0.00	0.00	7.26	3.14	0.59	0.00	0.00	0.00	1.24	1.19	0.31	0.00	0.00	0.00	0.00	0.00	0.00	0.00	0.00	0.00	
Bolivia	4.14	0.93	0.01	27.85	2.97	0.08	13.96	1.06	0.00	4.85	0.38	0.00	1.59	0.12	0.00	0.00	0.00	0.00	11.56	0.60	0.00	33.13	1.48	0.00	1.66	0.21	0.05	2.10	0.02	0.00	0.00	0.00	0.00	1.14	0.09	0.03	
Bosnia and Herzegovina	7.61	0.44	0.29	103.20	6.63	5.81	7.70	0.62	0.81	0.36	0.21	0.07	0.05	0.02	0.01	0.24	0.01	0.01	1.38	0.20	0.01	0.00	0.00	0.00	15.58	0.09	0.60	0.03	0.00	0.00	0.03	0.06	0.00	2.50	0.02	0.19	
Botswana	0.94	0.19	0.01	13.43	2.10	0.49	5.28	5.12	0.18	0.03	0.02	0.00	0.03	0.02	0.00	0.16	0.10	0.02	1.51	2.25	0.15	0.00	0.00	0.00	1.40	1.11	0.14	0.05	0.02	0.01	0.05	0.06	0.00	0.16	0.11	0.03	
Brazil	2.32	0.25	0.14	6.80	0.82	0.72	15.77	0.10	0.67	1.76	0.01	0.08	0.12	0.00	0.01	0.00	0.00	0.00	30.22	1.28	1.22	0.00	0.00	0.00	1.58	0.08	0.06	1.40	0.03	0.10	0.00	0.00	0.00	0.94	0.12	0.09	
Brunei Darussalam	1.62	0.80	0.62	134.82	5.03	5.44	23.53	1.66	8.33	0.56	0.10	0.04	0.92	0.01	0.06	1.84	0.09	0.13	3.44	0.13	0.14	0.00	0.00	0.00	3.02	1.25	0.78	1.95	0.00	0.06	0.86	0.53	0.03	0.66	0.52	0.32	
Bulgaria	3.19	0.87	0.01	25.20	4.26	0.21	0.87	0.50	0.17	0.25	0.15	0.05	0.09	0.05	0.01	0.26	0.07	0.02	1.52	0.25	0.01	0.00	0.00	0.00	6.59	0.30	0.07	0.03	0.01	0.01	0.03	0.03	0.00	10.24	0.50	0.02	
Burkina Faso	0.00	0.00	0.00	2.58	1.22	2.25	0.13	0.00	0.02	0.02	0.00	0.00	0.01	0.00	0.00	0.00	0.00	0.00	0.10	0.00	0.00	0.02	0.00	0.00	0.01	0.00	0.00	0.00	0.00	0.01	0.03	0.00	0.00	0.00	0.00	0.00	
Burundi	0.00	0.00	0.00	12.62	0.05	0.02	0.00	0.00	0.00	0.00	0.00	0.00	0.00	0.00	0.00	0.00	0.00	0.00	238.43	0.00	0.08	0.00	0.00	0.00	0.00	0.00	0.00	0.00	0.00	0.00	0.00	0.00	0.00	0.00	0.00	0.00	
Cambodia	0.00	0.00	0.00	12.29	0.00	0.26	7.31	0.01	0.02	0.22	0.00	0.00	0.28	0.00	0.01	0.03	0.01	0.01	33.87	0.00	0.07	0.00	0.00	0.00	0.09	0.03	0.02	0.62	0.00	0.00	0.03	0.03	0.00	0.04	0.01	0.01	
Cameroon	1.26	0.21	0.02	51.06	1.17	0.75	0.02	0.00	0.00	0.00	0.00	0.00	0.00	0.00	0.01	0.00	0.00	34.42	0.74	0.12	99.16	0.00	0.40	0.02	0.01	0.00	0.83	0.00	0.01	0.05	0.00	0.00	0.09	0.02	0.02		
Canada	0.79	0.06	0.16	16.95	7.02	4.56	15.03	4.23	2.85	0.82	0.20	0.12	0.95	0.27	0.18	0.10	0.02	0.01	5.18	0.70	0.03	0.00	0.00	0.00	4.46	2.21	0.58	0.42	0.02	0.07	0.13	0.25	0.02	3.16	1.02	0.81	
Cape Verde	0.57	0.97	0.00	3.88	1.94	0.19	1.56	0.67	0.10	0.08	0.04	0.01	0.00	0.00	0.00	0.02	0.00	0.00	2.26	4.28	0.00	0.00	0.00	0.00	1.26	0.20	0.06	0.05	0.00	0.01	0.01	0.02	0.00	0.43	0.02	0.03	
Central African Republic	0.00	0.00	0.00	3.10	7.37	0.00	10.45	0.00	0.00	0.81	0.00	0.00	1.20	0.00	0.00	0.00	0.00	0.00	48.16	0.00	0.00	32.04	0.00	0.00	0.00	0.00	0.00	2.73	0.00	0.00	0.00	0.00	0.00	0.00	0.00	0.00	
Chad	0.07	0.15	0.00	0.66	1.09	0.01	0.00	0.00	0.00	0.00	0.00	0.00	0.00	0.00	0.00	0.00	0.00	0.00	0.00	0.00	0.00	0.00	0.00	0.00	0.00	0.00	0.00	0.00	0.00	6.49	0.00	0.00	0.00	0.00	0.00		
Chile	1.13	0.37	0.39	8.19	13.52	4.61	2.24	1.82	0.51	1.77	1.49	0.41	0.00	0.00	0.00	0.05	0.01	0.00	3.37	0.54	0.00	0.00	0.00	0.00	1.16	0.51	0.19	0.24	0.02	0.03	0.00	0.00	0.00	1.93	0.04	0.84	
China	2.37	0.08	1.44	48.12	1.02	29.95	6.18	0.30	2.73	0.19	0.01	0.08	0.22	0.01	0.09	0.32	0.02	0.14	2.26	0.07	0.49	0.00	0.00	0.00	9.91	0.37	3.54	0.14	0.00	0.10	0.05	0.00	0.01	0.68	0.01	0.39	
Colombia	2.56	0.44	0.39	4.96	0.39	1.12	5.00	0.10	0.01	0.96	0.04	0.00	0.00	0.00	0.00	6.97	0.09	0.01	1.24	0.05	0.00	90.36	1.84	0.10	0.43	0.16	0.05	0.79	0.00	0.00	0.00	0.00	0.00	0.30	0.02	0.05	
Comoros	1.03	0.07	0.01	5.25	0.06	0.03	0.03	0.01	0.00	0.00	0.00	0.00	0.00	0.00	0.00	0.00	0.00	241.71	0.32	0.00	0.00	0.00	0.00	0.01	0.00	0.00	0.00	0.00	0.10	0.11	0.00</						

FAO-code>>>	2602			2605			2611			2612			2613			2614			2615			2616			2617			2618			2619			2620			
Country	Onions			Vegetables, Other			Oranges, Mandarines			Lemons, Limes			Grapesfruit			Citrus, Other			Bananas			Plantains			Apples			Pineapples			Dates			Grapes			
	Green	Blue	Grey	Green	Blue	Grey	Green	Blue	Grey	Green	Blue	Grey	Green	Blue	Grey	Green	Blue	Grey	Green	Blue	Grey	Green	Blue	Grey	Green	Blue	Grey	Green	Blue	Grey	Green	Blue	Grey				
Occ. Palestinian Terr.	1.08	1.04	0.00	3.95	9.36	0.00	3.38	3.33	0.00	0.59	0.58	0.00	0.13	0.13	0.00	0.13	0.13	0.02	0.70	0.64	0.00	0.00	0.00	0.00	2.71	1.60	0.00	0.06	0.00	0.01	0.63	1.13	0.00	5.23	2.15	0.00	
Pakistan	0.73	3.15	0.54	1.69	2.60	1.37	4.45	7.81	1.02	0.20	0.34	0.05	0.00	0.00	0.00	0.00	0.00	0.00	0.75	1.24	0.17	0.00	0.00	0.00	1.72	1.43	0.32	0.00	0.00	0.00	2.74	0.35	0.45	0.38	0.25	0.08	
Panama	1.22	0.13	0.18	4.47	0.13	0.92	8.09	0.01	0.61	0.01	0.01	0.00	0.03	0.01	0.01	1.03	0.11	0.05	7.31	0.61	0.37	31.38	1.17	1.60	1.35	1.07	0.29	0.62	0.02	0.09	0.00	0.00	0.59	0.40	0.27		
Paraguay	6.68	0.23	1.77	38.34	0.49	4.88	33.94	0.04	0.68	2.26	0.00	0.04	1.88	0.00	0.04	0.01	0.00	0.00	13.53	0.02	0.22	0.00	0.00	0.00	0.34	0.07	0.02	3.63	0.00	0.12	0.00	0.00	0.25	0.10	0.03		
Peru	2.16	1.51	0.32	10.96	6.10	2.37	3.84	3.71	0.52	3.81	3.89	0.55	0.07	0.06	0.01	0.19	0.18	0.03	0.00	0.00	0.00	26.59	12.01	2.83	1.90	1.57	0.23	1.26	0.30	0.23	0.02	0.00	0.00	0.53	0.01	0.11	
Philippines	0.70	0.05	0.06	27.27	1.15	3.63	2.43	0.06	0.27	0.03	0.00	0.00	0.58	0.00	0.03	2.54	0.01	0.13	34.95	0.00	1.24	0.00	0.00	0.00	0.50	0.07	0.17	1.82	0.00	0.16	0.00	0.00	0.15	0.04	0.04		
Poland	2.35	0.09	0.00	11.08	0.29	0.19	1.77	0.87	0.30	0.59	0.32	0.11	0.33	0.21	0.05	0.11	0.03	0.01	1.44	0.20	0.01	0.00	0.00	0.00	7.62	0.04	0.01	0.09	0.04	0.02	0.01	0.03	0.00	1.60	0.14	0.25	
Portugal	1.92	0.25	0.50	19.59	5.32	6.07	12.77	5.56	0.86	0.69	0.30	0.05	0.61	0.26	0.04	0.00	0.00	0.00	4.74	0.90	0.15	0.93	0.02	0.00	12.96	2.34	0.75	0.60	0.03	0.07	0.02	0.05	0.00	5.94	0.31	0.45	
Romania	5.96	0.94	0.33	25.45	1.92	1.59	0.68	0.45	0.13	0.16	0.11	0.03	0.09	0.06	0.01	0.12	0.01	0.01	1.11	0.17	0.00	0.00	0.00	0.00	18.27	0.17	0.57	0.05	0.01	0.01	0.02	0.00	0.00	5.22	0.07	0.22	
Russian Federation	3.00	0.54	0.05	11.86	1.39	0.50	1.28	0.84	0.26	0.20	0.09	0.03	0.09	0.05	0.01	0.10	0.02	0.00	1.64	0.23	0.01	0.00	0.00	0.00	17.64	0.52	0.39	0.15	0.03	0.03	0.09	0.20	0.01	1.70	0.33	0.07	
Rwanda	0.00	0.00	0.00	14.80	0.07	0.02	0.00	0.00	0.00	0.00	0.00	0.00	0.00	0.00	0.00	0.00	0.00	0.01	0.00	0.00	0.00	217.82	0.00	0.05	0.00	0.00	0.00	0.00	0.00	0.00	0.00	0.00	0.00	0.00	0.00	0.00	0.00
Saint Kitts and Nevis	0.04	0.00	0.01	8.14	2.88	1.71	28.73	1.70	2.35	0.67	0.04	0.04	2.62	0.12	0.11	0.62	0.05	0.04	3.24	0.00	0.01	0.00	0.00	0.00	0.00	2.72	3.08	0.71	0.63	0.01	0.08	0.00	0.00	2.40	0.47	0.45	
Saint Lucia	0.53	0.62	0.32	2.66	1.02	0.97	33.33	0.87	2.50	0.03	0.00	0.00	0.99	0.03	0.05	0.11	0.01	0.01	1.58	0.01	0.00	0.26	0.00	0.00	3.29	2.39	0.83	0.25	0.01	0.05	0.00	0.00	0.00	0.92	0.22	0.17	
Saint Vincent/Grenadines	0.30	0.04	0.06	14.14	0.22	0.32	51.71	0.10	1.18	10.75	0.00	0.00	5.53	0.00	0.02	0.00	0.00	31.98	0.00	0.00	20.19	0.00	0.00	27.91	0.30	0.09	0.13	0.00	0.02	0.00	0.00	0.00	0.36	0.06	0.06		
Samoa	0.00	0.00	0.00	23.18	0.36	0.05	4.45	0.15	0.07	0.00	0.00	0.00	0.00	0.00	0.00	5.46	0.06	0.03	225.28	0.00	0.00	0.00	0.00	0.00	0.11	0.03	0.02	3.53	0.00	0.00	0.00	0.00	0.01	0.00	0.00	0.00	
Sao Tome and Principe	0.13	0.01	0.03	29.38	0.28	0.03	0.10	0.04	0.01	0.00	0.00	0.00	0.00	0.00	0.00	0.00	0.00	0.00	329.09	0.00	0.00	0.00	0.00	0.00	0.07	0.01	0.00	0.00	0.00	0.00	0.00	0.00	0.04	0.00	0.00		
Saudi Arabia	0.89	5.52	2.17	5.52	13.25	7.91	4.04	7.64	1.20	0.48	0.55	0.10	0.09	0.13	0.03	3.05	4.88	0.51	5.55	1.99	0.15	0.00	0.00	0.00	1.52	1.69	0.28	0.15	0.01	0.03	17.48	114.30	5.38	1.45	4.01	0.48	
Senegal	0.49	1.74	0.11	8.67	1.43	0.71	1.53	2.08	0.07	0.00	0.00	0.00	0.00	0.00	0.00	0.00	0.00	0.00	0.57	0.10	0.01	0.00	0.00	0.00	0.07	0.03	0.00	0.01	0.00	0.00	0.03	0.08	0.00	0.04	0.01	0.01	
Serbia and Montenegro	7.38	0.61	1.09	34.52	1.67	5.82	1.68	0.69	0.27	0.34	0.21	0.07	0.02	0.01	0.00	0.04	0.00	0.00	2.19	0.30	0.01	0.00	0.00	0.00	13.27	0.12	1.12	0.02	0.00	0.01	0.01	0.00	7.50	0.09	0.89		
Seychelles	3.55	1.96	1.03	18.25	2.43	1.48	2.19	1.00	0.35	0.02	0.01	0.00	0.05	0.02	0.00	3.66	1.40	0.31	59.69	0.00	0.04	0.00	0.00	0.00	2.74	1.79	0.48	2.71	0.01	0.02	0.09	0.06	0.00	0.49	0.14	0.07	
Sierra Leone	0.06	0.00	0.02	10.74	6.36	0.01	0.01	0.00	0.00	0.00	0.00	0.00	0.00	0.00	0.00	26.78	0.02	0.01	0.00	0.00	0.00	15.29	0.00	0.00	0.01	0.01	0.00	0.00	0.00	0.00	0.00	0.00	0.01	0.00	0.00	0.00	0.00
Slovakia	2.71	1.60	0.21	14.88	4.13	1.43	4.59	2.00	0.74	0.46	0.27	0.00	0.09	0.27	0.18	0.04	0.50	0.04	0.02	3.76	0.42	0.04	0.03	0.00	0.00	3.01	0.16	0.07	0.18	0.01	0.02	0.04	0.11	0.00	3.95	0.07	0.19
Slovenia	1.71	0.31	0.49	9.83	2.05	3.34	5.92	2.05	0.94	0.75	0.36	0.13	0.25	0.18	0.04	0.68	0.06	0.03	6.04	0.71	0.04	0.00	0.00	0.00	7.63	0.18	1.45	0.23	0.01	0.02	0.10	0.22	0.01	18.23	0.23	5.23	
Solomon Islands	0.08	0.00	0.02	4.55	0.07	0.03	0.26	0.13	0.06	0.00	0.00	0.00	0.00	0.00	0.00	0.02	0.00	0.00	3.43	0.00	0.00	0.00	0.00	0.00	0.01	0.00	0.00	0.00	0.00	0.00	0.00	0.00	0.00	0.00	0.00	0.00	
South Africa	1.63	1.63	0.25	6.41	4.92	1.38	3.05	1.95	0.32	0.44	0.29	0.05	0.47	0.30	0.05	0.04	0.01	0.00	2.06	3.00	0.21	0.00	0.00	0.00	1.25	0.97	0.13	0.56	0.22	0.10	0.02	0.03	0.00	0.88	0.63	0.19	
Spain	1.16	0.62	0.67	16.70	7.99	7.53	8.96	6.08	2.07	2.44	1.66	0.57	0.02	0.01	0.00	0.24	0.03	0.01	1.92	1.16	0.22	0.22	0.00	0.00	5.18	3.21	1.01	0.49	0.02	0.10	0.22	0.34	0.03	3.49	0.63	1.00	
Sri Lanka	6.72	2.19	0.00	10.40	2.95	0.35	2.33	0.24	0.04	4.88	0.00	0.00	0.00	0.00	0.00	0.00	0.00	0.00	0.00	0.00	32.51	0.00	0.00	0.38	0.14	0.13	1.49	0.00	0.00	2.10	0.94	0.05	1.16	0.99	0.07		
Sudan	0.21	1.37	0.12	2.68	6.12	1.44	0.30	0.71	0.00	0.57	1.33	0.00	0.50	1.18	0.00	0.00	0.00	0.38	0.00	0.00	0.00	0.00	0.00	0.00	0.00	0.01	0.00	0.15	0.00	5.54	0.02	0.00	0.01	0.01	0.00		
Suriname	0.40	0.13	0.13	11.04	0.07	4.58	23.37	0.07	3.80	0.10	0.00	0.02	2.48	0.00	0.42	5.83	0.40	0.85	10.25	2.79	1.35	10.53	0.00	1.33	0.00	0.00	0.00	0.21	0.01	0.06	0.00	0.00	0.00	0.00	0.00	0.00	0.00
Swaziland	0.63	0.63	0.10	8.02	2.66	0.35	15.10	1.42	0.02	0.01	0.01	0.00	9.27	0.90	0.02	0.23	0.12	0.02	3.12	2.18	0.08	0.00	0.00	0.00	0.98	0.78	0.10	1.10	0.00	0.00	0.33	0.01	0.00	0.15	0.08	0.03	
Sweden	0.47	0.19	0.08	8.14	1.96	2.10	11.45	5.03	1.83	0.56	0.28	0.10	0.32	0.11	0.05	0.33	0.02	0.01	8.48	1.24	0.34	0.02	0.00	0.00	4.45	0.63	0.25	0.33	0.01	0.06	0.08	0.18	0.01	2.52	0.44	0.52	
Switzerland	0.10	0.03	0.04	13.31	3.44	4.06	5.02	1.59	0.67	0.62	0.27	0.10	0.76	0.26	0.10	0.07	0.01	0.00	3.67	0.48	0.04	0.00	0.00	0.00	2.46	0.07	0.21	0.88	0.02	0.05	0.18	0.38	0.03	3.83	0.35	0.61	
Syria	0.86	0.48	0.05	6.83	18.30	1.04	2.70	5.31	0.16	0.75	1.47	0.04	0.06	0.29	0.06	1.58	2.94	0.09	1.20	0.71	0.01	0.00	0.00	0.00	6.70	15.59	0.34	0.00	0.00	0.68	0.36	0.05	8.30	0.00	0.58		
Tajikistan	3.69	6.61	0.41	6.67	8.79	0.98	0.06	0.06	0.00	0.30	0.40	0.03	0.00	0.00	0.00	0.00	0.00	0.00	0.00	0.00	0.00	0.00	0.00	0.00	5.02	7.24	0.35	0.00	0.00	0.00	0.00	0.00	0.00	8.59	14.18	1.00	
Tanzania	2.74	0.17	0.03	13.95	1.06	0.31	0.04	0.00	0.01	0.00	0.00	0.00	0.00	0.00	0.00	1.22	0.01	0.00	43.05	5.11	0.00	45.21	0.00	0.00	0.01	0.01	0.00	0.98	0.01	0.00	0.06	0.04	0				

Country	2625			2630			2633			2635			2640			2641			2642			2645			2655			2656			2661			2662			
	Fruits, Other			Coffee			Cocoa Beans			Tea			Pepper			Pimento			Cloves			Spices, Other			Wine			Beer			Cotton Lint			Jute			
	Green	Blue	Grey	Green	Blue	Grey	Green	Blue	Grey	Green	Blue	Grey	Green	Blue	Grey	Green	Blue	Grey	Green	Blue	Grey	Green	Blue	Grey	Green	Blue	Grey	Green	Blue	Grey	Green	Blue	Grey	Green	Blue	Grey	
Albania	39.42	7.90	0.42	11.90	0.10	0.44	7.61	0.00	0.07	0.55	0.07	0.06	0.05	0.00	0.00	0.10	0.02	0.01	0.00	0.00	0.08	0.07	0.00	1.57	0.12	0.04	2.38	0.01	0.53	0.25	0.26	0.05	0.00	0.00	0.00		
Algeria	15.38	9.11	0.28	81.86	0.03	0.60	6.92	0.00	0.06	1.99	0.17	0.32	0.18	0.01	0.01	0.60	0.34	0.03	0.14	0.00	0.00	0.70	0.57	0.15	0.01	0.01	0.00	1.64	0.00	0.04	1.43	1.46	0.39	0.00	0.00	0.00	
Angola	3.63	0.05	0.04	21.78	0.00	0.02	2.72	0.00	0.01	0.08	0.01	0.01	0.00	0.00	0.01	0.02	0.00	0.01	0.00	0.00	0.02	0.00	0.00	4.06	0.45	0.56	2.67	0.14	0.42	1.75	0.01	0.11	0.00	0.00	0.00		
Antigua and Barbuda	223.74	3.69	0.84	10.57	0.01	2.15	13.98	0.00	0.10	3.17	0.18	0.19	0.63	0.04	0.06	0.06	0.01	0.00	0.00	0.00	0.73	0.01	0.03	2.86	0.68	0.51	1.16	0.03	0.28	0.74	0.89	0.05	0.00	0.00	0.00		
Argentina	5.39	4.40	0.52	12.22	0.19	0.36	19.67	0.03	0.41	53.70	8.56	1.74	0.09	0.01	0.01	0.57	0.27	0.04	0.04	0.00	0.00	0.78	0.16	0.06	8.18	11.75	1.89	10.27	0.09	0.50	22.45	0.66	0.99	0.00	0.00	0.00	
Armenia	26.41	19.85	1.26	39.80	0.19	1.91	13.67	0.00	0.13	0.41	0.05	0.05	0.05	0.00	0.00	0.04	0.01	0.00	0.00	0.00	0.29	0.12	0.01	0.89	0.72	0.07	0.90	0.15	0.05	0.10	0.25	0.02	0.00	0.00	0.00		
Australia	8.94	12.84	4.18	40.31	0.14	1.47	32.67	0.00	0.54	6.86	0.33	0.44	0.92	0.04	0.09	0.40	0.12	0.03	0.22	0.00	0.00	0.51	0.07	0.04	7.63	3.85	3.94	30.77	0.00	2.92	3.35	3.52	0.70	0.38	0.00	0.01	
Austria	17.93	3.64	2.04	95.94	0.68	4.45	46.79	0.01	0.32	2.74	0.31	0.28	1.30	0.07	0.12	0.75	0.16	0.06	0.40	0.00	0.00	2.45	0.45	0.15	23.24	0.76	2.09	9.86	0.01	3.46	17.59	11.72	3.40	0.04	0.00	0.00	
Azerbaijan	21.10	14.18	0.88	0.46	0.00	0.02	8.54	0.00	0.09	5.84	1.89	0.62	0.03	0.00	0.00	0.00	0.00	0.00	0.00	0.00	0.48	0.22	0.02	0.47	0.24	0.03	2.92	1.09	0.01	7.79	20.84	2.15	0.00	0.00	0.00		
Bahamas	72.12	5.08	1.65	24.89	0.06	7.65	12.98	0.00	0.14	3.06	0.37	0.31	1.06	0.08	0.10	0.06	0.01	0.00	0.13	0.00	0.00	1.68	0.54	0.16	1.50	1.24	0.62	1.56	0.28	0.32	0.06	0.04	0.01	0.00	0.00	0.00	
Bangladesh	10.45	0.06	0.29	0.07	0.00	0.00	0.07	0.00	0.00	3.04	0.00	0.03	0.01	0.00	0.00	10.28	0.05	0.14	0.18	0.00	0.00	1.65	0.11	0.09	0.00	0.00	0.00	0.00	9.34	4.46	1.57	7.89	0.05	0.24			
Barbados	31.57	4.42	3.68	30.48	0.04	11.68	21.79	0.00	0.27	4.20	0.40	0.46	1.24	0.08	0.11	0.80	0.17	0.05	1.95	0.00	0.04	3.74	0.48	0.17	2.03	0.55	0.46	6.36	0.29	0.97	0.00	0.00	0.02	0.00	0.00		
Belarus	14.37	1.06	8.22	4.63	0.02	0.21	14.71	0.00	0.10	1.37	0.10	0.12	0.20	0.01	0.02	0.03	0.01	0.00	0.02	0.00	0.00	0.36	0.05	0.03	4.23	0.50	0.19	6.30	0.03	0.74	5.21	6.46	0.92	0.01	0.00	0.00	
Belgium	10.15	3.77	0.98	81.60	0.71	2.89	3.46	0.00	0.03	1.20	0.12	0.13	1.36	0.08	0.12	0.34	0.09	0.02	0.11	0.00	0.00	2.82	0.23	0.12	18.48	1.74	2.65	9.75	0.08	2.64	17.07	12.14	3.85	0.00	0.00	0.00	
Belize	23.34	0.06	1.27	13.44	0.00	6.10	25.63	0.00	2.04	1.56	0.19	0.16	0.13	0.01	0.01	0.43	0.08	0.03	0.00	0.00	0.00	0.62	0.05	0.05	0.43	0.14	0.12	4.43	0.29	5.67	0.00	0.00	0.00	0.00	0.00		
Benin	36.10	0.00	0.40	1.95	0.00	0.01	0.63	0.00	0.00	0.06	0.01	0.01	0.33	0.00	0.00	16.88	0.00	0.04	0.00	0.00	0.00	0.03	0.00	0.00	0.51	0.08	0.12	0.79	0.02	0.18	21.59	0.44	0.62	0.00	0.00	0.00	
Bermuda	38.93	12.73	3.79	44.69	0.01	10.22	35.64	0.01	0.41	15.54	1.66	1.65	0.00	0.00	0.00	15.73	3.02	0.99	0.00	0.00	0.00	0.00	0.00	0.00	8.36	3.43	2.33	11.87	1.08	1.16	0.00	0.00	0.00	0.00	0.00	0.00	
Bolivia	11.81	0.65	0.03	19.40	0.00	0.40	14.08	0.01	0.21	0.91	0.07	0.02	0.54	0.05	0.00	0.00	0.00	0.00	0.10	0.00	0.00	0.41	0.05	0.01	0.29	0.02	0.01	23.35	0.87	0.43	18.91	2.12	1.35	0.00	0.00	0.00	
Bosnia and Herzegovina	55.11	0.66	1.73	22.56	0.26	0.73	29.14	0.00	0.28	0.07	0.01	0.01	0.19	0.01	0.02	7.57	0.04	0.64	0.00	0.00	0.00	0.14	0.02	0.01	2.18	0.02	0.17	5.71	0.00	1.33	0.44	0.34	0.11	0.00	0.00	0.00	
Botswana	29.92	9.48	0.25	16.20	0.41	0.58	9.79	0.00	0.09	3.37	2.13	0.29	1.71	0.12	0.16	0.01	0.01	0.00	0.08	0.00	0.00	2.26	0.27	0.11	0.75	0.54	0.17	5.37	1.79	0.31	2.67	2.12	0.17	0.07	0.00	0.01	
Brazil	35.98	0.75	1.38	32.74	0.55	0.80	19.86	0.03	0.44	16.63	0.61	0.31	0.15	0.01	0.01	0.00	0.00	0.00	0.00	0.00	0.00	0.48	0.19	0.03	0.76	0.10	0.07	13.23	0.09	1.30	33.13	3.00	4.19	0.12	0.00	0.01	
Brunei Darussalam	64.64	8.12	5.19	69.87	0.16	2.16	36.59	0.00	0.76	10.60	0.22	0.37	1.51	0.02	0.04	4.40	0.67	0.28	1.09	0.00	0.02	6.85	0.39	0.46	0.04	0.03	0.02	0.47	0.03	0.05	0.02	0.01	0.01	0.00	0.00	0.00	
Bulgaria	30.26	0.92	0.12	59.24	0.05	1.66	27.34	0.00	0.33	0.39	0.01	0.05	0.29	0.02	0.03	0.13	0.01	0.01	0.04	0.00	0.00	0.49	0.06	0.00	13.29	0.07	0.03	8.08	0.00	0.75	5.85	8.87	0.98	0.01	0.00	0.00	
Burkina Faso	8.77	1.17	1.16	3.23	0.00	0.01	0.17	0.00	0.00	0.24	0.02	0.03	0.00	0.00	0.00	0.00	0.00	0.00	0.00	0.00	0.00	1.12	0.02	0.02	0.16	0.02	0.04	0.59	0.08	0.12	35.96	0.03	0.25	0.00	0.00	0.00	
Burundi	18.62	0.00	0.01	0.28	0.00	0.00	0.02	0.00	0.00	4.93	0.00	0.00	0.00	0.00	0.00	0.00	0.00	0.00	0.00	0.00	0.00	0.00	0.00	0.00	0.00	2.13	0.19	0.27	2.52	0.13	0.10	0.00	0.00	0.00	0.00		
Cambodia	11.99	0.38	0.10	0.91	0.00	0.00	0.07	0.00	0.00	0.21	0.02	0.02	0.14	0.00	0.00	8.60	0.00	0.00	0.00	0.00	0.00	0.08	0.01	0.00	0.03	0.01	0.01	0.89	0.01	0.11	0.60	0.15	0.21	0.38	0.00	0.00	
Cameroon	18.75	0.04	0.08	11.19	0.00	0.02	5.85	0.00	0.01	1.09	0.01	0.01	0.07	0.00	0.00	2.71	0.02	0.01	0.01	0.00	0.00	0.47	0.00	0.00	0.31	0.05	0.08	1.40	0.02	0.36	4.98	0.03	0.07	0.06	0.00	0.00	
Canada	10.26	5.74	2.07	57.74	0.23	11.93	32.53	0.01	0.36	4.14	0.43	0.42	1.65	0.08	0.17	0.59	0.15	0.04	0.34	0.00	0.00	2.43	0.40	0.32	3.83	1.24	0.99	13.46	0.17	1.78	10.90	9.01	4.41	1.72	0.01	0.00	0.00
Cape Verde	20.07	0.38	0.07	22.01	0.22	0.74	5.43	0.00	0.05	0.32	0.04	0.02	0.13	0.01	0.01	0.93	0.43	0.01	0.13	0.00	0.00	1.58	0.26	0.07	10.70	0.52	0.72	10.84	0.00	1.68	0.00	0.00	0.00	0.00	0.00	0.00	
Central African Republic	6.87	0.00	0.00	19.88	0.00	0.00	1.07	0.00	0.00	0.01	0.00	0.00	0.02	0.00	0.00	0.26	0.00	0.00	0.00	0.00	0.00	0.01	0.00	0.00	0.13	0.02	0.03	0.49	0.07	0.09	13.28	0.01	0.01	0.00	0.00	0.00	
Chad	16.35	0.00	0.00	0.19	0.00	0.00	0.04	0.00	0.00	0.01	0.08	0.11	0.00	0.00	0.00	0.00	0.00	0.00	0.00	0.00	0.00	0.01	0.00	0.00	0.02	0.00	0.00	0.16	0.01	0.03	31.92	0.03	0.01	0.00	0.00	0.00	
Chile	8.70	5.64	1.69	10.07	0.05	0.22	24.85	0.02	0.41	11.52	1.02	0.85	0.05	0.01	0.00	0.00	0.00	0.00	0.11	0.00	0.00	0.42	0.16	0.02	4.74	1.10	2.05	4.03	0.67	1.09	7.10	1.16	1.19	0.00	0.00	0.00	
China	26.15	0.97	8.75	0.20	0.00	0.02	0.71	0.00	0.01	3.77	0.32	0.61	0.04	0.00	0.01	0.12	0.01	0.02	0.06	0.00	0.00	0.26	0.01	0.05	0.46	0.00	0.26	3.30	0.08	0.57	17.32	6.04	5.88	0.29	0.00	0.05	
Colombia	23.98	0.66	0.07	18.41	0.00	2.15	26.00	0.00	0.74	0.15	0.01	0.01	0.02	0.00	0.00	0.00	0.00	0.00	0.16	0.00	0.00	0.83	0.28	0.02	0.08	0.01	0.01	7.28	0.08	1.01	15.35	2.35	3.62	0.00	0.00	0.00	
Comoros	13.46	0.00	0.00	6.27	0.00	0.04	0.17	0.00	0.00	0.02	0.00	0.00	0.00	0.00	0.00	0.00	0.00	0.00	1.98	0.00	0.00	5.32	0.04	0.00	0.15	0.02	0.03	0.13	0.02	0.01	0.30	0.09	0.04	0.00			

FAO-code>>>	2625			2630			2633			2635			2640			2641			2642			2645			2655			2656			2661			2662		
Country	Fruits, Other			Coffee			Cocoa Beans			Tea			Pepper			Pimento			Cloves			Spices, Other			Wine			Beer			Cotton Lint			Jute		
	Green	Blue	Grey	Green	Blue	Grey	Green	Blue	Grey	Green	Blue	Grey	Green	Blue	Grey	Green	Blue	Grey	Green	Blue	Grey	Green	Blue	Grey	Green	Blue	Grey	Green	Blue	Grey	Green	Blue	Grey			
Occ. Palestinian Terr.	19.17	13.42	0.00	4.21	0.02	0.32	15.36	0.00	0.33	4.95	0.35	0.62	0.17	0.01	0.02	0.01	0.00	0.00	0.00	0.00	0.14	0.82	0.03	0.00	0.00	0.00	0.05	0.00	0.00	0.00	0.00	0.00	0.00	0.00	0.00	0.00
Pakistan	7.92	8.83	1.60	0.02	0.00	0.00	0.24	0.00	0.00	4.51	0.13	0.16	0.07	0.01	0.01	1.83	2.83	0.98	0.30	0.00	0.01	0.96	0.44	0.24	0.00	0.00	0.00	0.04	0.04	0.00	64.89	44.76	14.60	1.38	0.01	0.04
Panama	18.68	0.79	1.19	44.84	0.00	2.11	28.73	0.00	1.01	1.54	0.13	0.10	0.39	0.03	0.04	0.06	0.02	0.00	0.18	0.00	0.00	0.92	0.03	0.03	0.20	0.13	0.09	7.63	0.37	1.40	0.27	0.08	0.03	0.01	0.00	0.00
Paraguay	25.79	0.17	0.43	13.41	0.02	1.04	14.14	0.02	0.31	95.64	14.56	3.44	0.01	0.00	0.00	0.01	0.00	0.00	0.00	0.00	0.28	0.22	0.03	1.62	0.68	0.20	17.00	0.33	1.33	22.23	0.17	0.40	0.02	0.00	0.00	
Peru	11.72	9.45	1.36	16.66	0.00	0.81	10.80	0.00	0.62	0.75	0.49	0.04	0.04	0.01	0.00	1.62	1.10	0.11	0.48	0.00	0.01	1.25	0.28	0.04	0.66	0.01	0.14	12.33	3.54	1.70	18.41	8.27	2.89	0.02	0.01	0.00
Philippines	87.68	0.02	3.16	24.16	0.00	1.23	8.91	0.00	0.16	0.09	0.01	0.01	0.10	0.00	0.01	0.03	0.00	0.00	0.01	0.00	0.00	0.42	0.07	0.03	0.04	0.01	0.01	2.47	0.04	0.29	3.41	0.87	0.77	0.00	0.00	0.00
Poland	13.99	1.00	0.23	44.18	0.06	1.20	24.73	0.00	0.15	5.96	0.59	0.40	0.66	0.03	0.06	0.21	0.09	0.01	0.10	0.00	0.00	0.36	0.02	0.01	1.20	0.11	0.19	13.55	0.01	0.21	6.54	5.87	1.39	0.04	0.00	0.00
Portugal	68.43	23.12	4.35	85.18	0.32	1.73	37.58	0.01	0.33	0.34	0.04	0.03	0.24	0.02	0.02	0.21	0.07	0.01	0.08	0.00	0.00	0.78	0.13	0.04	74.41	3.94	5.62	10.54	0.34	2.48	88.36	36.42	7.21	0.07	0.01	0.01
Romania	17.33	0.30	0.57	33.17	0.09	0.99	16.26	0.00	0.19	0.23	0.03	0.03	0.28	0.02	0.02	6.97	0.12	1.64	0.02	0.00	0.00	0.71	0.04	0.25	29.27	0.37	1.23	8.52	0.01	1.62	3.94	4.12	0.89	0.17	0.00	0.01
Russian Federation	16.97	4.97	0.59	22.91	0.08	0.85	22.67	0.00	0.21	8.11	0.85	0.82	0.34	0.02	0.03	0.06	0.04	0.00	0.06	0.00	0.00	0.37	0.03	0.02	5.13	1.01	0.21	17.37	0.42	0.46	2.92	9.56	0.41	0.03	0.00	0.00
Rwanda	11.75	0.00	0.00	0.34	0.00	0.00	0.03	0.00	0.00	0.19	0.00	0.00	0.00	0.00	0.00	0.00	0.00	0.00	0.00	0.00	0.05	0.00	0.00	0.01	0.00	0.00	0.83	0.03	0.14	0.79	0.03	0.01	0.00	0.00	0.00	
Saint Kitts and Nevis	82.16	0.62	0.67	6.36	0.00	5.34	9.99	0.00	0.09	1.90	0.12	0.14	0.50	0.04	0.05	0.00	0.00	0.00	0.00	0.00	0.83	0.01	0.05	2.55	0.50	0.47	2.58	0.05	0.73	0.17	0.07	0.03	0.00	0.00	0.00	0.00
Saint Lucia	2.09	0.32	0.09	53.57	0.02	5.60	12.88	0.00	0.12	1.93	0.23	0.20	0.14	0.00	0.01	0.04	0.01	0.00	0.35	0.00	0.01	0.91	0.14	0.07	3.20	0.76	0.58	2.92	0.06	0.71	0.21	0.10	0.05	0.00	0.00	0.00
Saint Vincent/Grenadines	38.13	0.13	0.03	55.14	0.00	0.33	9.58	0.00	0.09	0.95	0.06	0.08	0.18	0.01	0.02	0.00	0.00	0.00	0.00	0.00	0.00	7.51	0.01	0.01	0.75	0.11	0.13	0.92	0.02	0.24	0.00	0.00	0.00	0.00	0.00	0.00
Samoa	214.45	0.18	0.11	197.82	0.05	0.33	152.19	0.00	0.08	1.32	0.14	0.13	0.44	0.02	0.03	0.00	0.00	0.00	0.00	0.00	3.93	0.74	0.04	0.13	0.05	0.04	7.89	0.01	0.75	3.30	1.36	0.90	0.00	0.00	0.00	
Sao Tome and Principe	24.34	0.00	0.00	11.13	0.00	0.01	0.00	0.00	0.00	0.10	0.01	0.01	0.05	0.00	0.00	0.00	0.00	0.00	0.00	0.00	8.06	0.06	0.01	35.10	1.62	2.23	6.89	0.00	1.07	0.00	0.00	0.00	0.00	0.00	0.00	0.00
Saudi Arabia	7.56	3.04	1.66	13.96	1.88	0.34	11.44	0.00	0.14	6.88	0.57	0.77	1.04	0.05	0.10	0.25	0.09	0.03	3.80	0.00	0.09	16.93	3.38	1.36	0.00	0.00	0.00	0.04	0.01	0.26	0.13	0.08	0.08	0.00	0.00	0.01
Senegal	8.02	1.53	0.27	6.21	0.01	0.06	0.57	0.00	0.00	4.78	0.41	0.77	0.22	0.01	0.02	0.32	0.06	0.00	0.04	0.00	0.00	0.12	0.02	0.00	0.64	0.12	0.16	0.34	0.01	0.08	0.12	0.01	0.01	0.00	0.00	0.00
Serbia and Montenegro	81.47	1.19	7.53	30.31	0.35	0.84	21.32	0.00	0.16	0.69	0.01	0.09	0.26	0.01	0.03	1.74	0.03	0.58	0.02	0.00	0.00	0.07	0.00	0.00	13.09	0.15	1.55	11.32	0.00	2.19	1.52	1.54	0.43	0.30	0.00	0.01
Seychelles	31.53	7.38	0.77	12.72	0.26	0.40	8.84	0.00	0.11	85.57	29.75	0.56	1.46	0.09	0.14	0.40	0.11	0.04	0.08	0.00	209.92	6.58	0.11	1.65	0.48	0.23	4.61	0.02	9.93	0.70	0.49	0.14	0.09	0.00	0.01	0.00
Sierra Leone	38.46	0.01	0.00	8.07	0.00	0.00	13.47	0.00	0.01	0.19	0.02	0.02	0.01	0.00	0.00	2.29	0.00	0.00	0.00	0.00	0.00	0.23	0.00	0.00	0.04	0.00	0.00	0.38	0.00	0.09	0.00	0.00	0.00	0.00	0.00	0.00
Slovakia	16.16	1.54	0.60	47.61	0.19	1.75	15.90	0.00	0.11	1.38	0.17	0.14	0.47	0.03	0.05	0.31	0.10	0.02	0.19	0.00	0.00	1.07	0.27	0.10	9.30	0.18	0.45	18.43	0.12	1.45	4.91	4.18	1.11	0.00	0.00	0.00
Slovenia	20.50	2.40	3.48	76.45	0.64	2.68	58.54	0.01	0.63	1.29	0.18	0.13	0.86	0.05	0.08	1.37	0.14	1.84	0.21	0.00	0.00	1.90	0.45	0.24	14.69	0.19	4.21	11.75	0.03	8.58	20.55	16.10	3.68	0.10	0.00	0.01
Solomon Islands	35.38	0.00	0.00	3.56	0.00	0.16	0.06	0.00	0.00	0.74	0.04	0.02	0.00	0.00	0.00	0.00	0.00	0.00	0.00	0.00	0.77	0.00	0.00	0.05	0.01	0.02	1.59	0.01	0.16	0.00	0.00	0.00	0.01	0.00	0.00	
South Africa	4.68	4.19	0.51	8.19	0.15	0.27	4.20	0.00	0.05	1.74	1.04	0.26	0.13	0.01	0.01	0.77	0.87	0.21	0.33	0.00	0.01	1.14	0.09	0.12	2.98	2.13	0.66	11.48	1.20	2.15	15.92	1.84	0.96	0.02	0.00	0.00
Spain	14.90	9.44	3.17	53.58	0.23	1.58	52.36	0.00	0.34	0.54	0.06	0.06	0.28	0.01	0.02	0.47	0.27	0.04	0.09	0.00	0.00	0.50	0.25	0.03	38.09	6.84	10.88	14.55	1.15	3.43	10.13	8.52	1.82	0.17	0.00	0.01
Sri Lanka	20.11	0.04	0.02	9.73	0.00	0.01	1.83	0.00	0.03	8.72	0.01	1.20	3.75	2.22	0.00	6.10	1.59	0.54	0.49	0.00	0.00	21.58	0.69	0.52	0.08	0.07	0.00	0.26	0.01	0.05	3.01	1.05	0.75	0.01	0.00	0.00
Sudan	15.50	0.00	0.00	4.74	0.02	0.03	0.18	0.00	0.00	2.69	0.03	0.07	0.05	0.00	0.00	1.42	0.00	0.00	0.00	0.00	0.61	0.03	0.04	0.00	0.00	0.00	0.00	0.00	1.03	2.13	0.33	0.01	0.00	0.00	0.00	
Suriname	8.19	0.02	1.06	113.02	0.01	11.07	22.95	0.01	0.89	1.42	0.14	0.13	0.19	0.01	0.01	0.00	0.00	0.00	0.00	0.00	0.43	0.02	0.05	0.42	0.02	0.06	4.06	0.13	1.03	7.58	3.60	1.50	0.00	0.00	0.00	
Swaziland	20.22	1.09	0.16	12.15	0.07	0.30	2.20	0.00	0.02	2.20	0.88	0.68	0.16	0.01	0.01	0.03	0.05	0.01	0.00	0.00	0.00	0.23	0.02	0.02	1.19	0.65	0.22	6.22	1.05	0.35	24.04	49.48	1.35	0.02	0.00	0.00
Sweden	12.07	3.52	1.47	135.83	1.70	6.63	34.06	0.01	0.31	2.64	0.29	0.28	1.26	0.07	0.12	0.68	0.16	0.04	0.53	0.00	0.01	2.65	0.15	0.09	9.65	1.70	1.98	6.37	0.00	1.52	2.02	1.02	0.45	0.00	0.00	
Switzerland	15.79	6.44	2.21	96.82	0.57	4.12	23.74	0.00	0.18	2.07	0.23	0.19	0.70	0.04	0.06	0.47	0.10	0.03	0.26	0.00	0.00	3.00	0.73	0.19	25.55	2.35	4.05	4.96	0.01	2.00	16.97	9.18	3.31	0.00	0.00	0.00
Syria	10.16	22.10	0.54	12.43	0.19	0.35	7.13	0.00	0.14	23.27	0.13	3.13	0.14	0.02	0.01	0.07	0.06	0.00	0.59	0.00	0.01	1.05	4.51	0.01	0.01	0.00	0.00	0.60	0.03	0.12	1.81	41.26	3.59	0.00	0.00	0.00
Tajikistan	14.59	20.34	1.03	0.27	0.00	0.01	2.66	0.00	0.03	1.74	3.66	0.30	0.01	0.05	0.01	0.00	0.00	0.00	0.00	0.00	0.00	0.00	0.00	0.00	1.06	1.75	0.12	0.12	0.01	0.02	5.43	35.27	0.38	0.00	0.00	0.00
Tanzania	14.33	0.00	0.00	2.03	0.00	0.00	0.05	0.00	0.00	0.63	0.03	0.01	0.03	0.00	0.00	1.06	0.04	0.00	2.79	0.05	0.00	0.43	0.01	0.00	0.02	0.00	0.00	0.92	0.04</							

Country	2663			2664			2665			2666			2667			2671			2672			2731			2732			2733			2734			2735				
	Jute-Like Fibres			Soft-Fibres, Other			Sisal			Abaca			Hard Fibres, Other			Tobacco			Rubber			Bovine Meat			Mutton & Goat Meat			Pigmeat			Poultry Meat			Meat, Other				
	Green	Blue	Grey	Green	Blue	Grey	Green	Blue	Grey	Green	Blue	Grey	Green	Blue	Grey	Green	Blue	Grey	Green	Blue	Grey	Green	Blue	Grey	Green	Blue	Grey	Green	Blue	Grey	Green	Blue	Grey	Green	Blue	Grey	Green	Blue
Albania	0.00	0.00	0.00	0.09	0.02	0.01	0.00	0.00	0.00	0.00	0.00	0.00	0.00	0.00	0.00	0.00	3.91	0.54	0.57	0.21	0.01	0.01	183.66	8.16	2.74	37.05	3.78	0.06	23.50	5.67	2.10	35.08	16.01	2.76	7.86	0.37	0.14	
Algeria	0.00	0.00	0.00	0.00	0.00	0.00	0.06	0.01	0.00	0.00	0.00	0.00	0.00	0.00	0.00	1.12	0.20	0.12	0.14	0.00	0.00	131.67	3.83	3.24	68.19	2.00	0.29	0.07	0.00	0.00	63.88	6.00	4.95	49.11	2.25	0.20		
Angola	0.31	0.02	0.00	0.00	0.00	0.00	0.16	0.01	0.00	0.00	0.00	0.00	0.01	0.03	0.05	0.40	0.01	0.02	0.00	0.00	0.00	112.18	2.38	0.97	7.44	0.20	0.00	15.49	0.68	0.26	52.26	0.72	0.41	1.87	0.33	0.16		
Antigua and Barbuda	0.00	0.00	0.00	0.00	0.00	0.00	0.00	0.00	0.00	0.00	0.00	0.00	0.00	0.00	0.00	2.69	0.04	0.81	0.00	0.00	0.00	181.19	3.43	2.88	16.50	1.09	0.03	32.92	2.51	3.01	93.70	20.00	20.05	1.38	0.24	0.12		
Argentina	0.00	0.00	0.00	0.43	0.06	0.03	0.00	0.00	0.00	0.00	0.00	0.00	0.03	0.02	1.98	0.80	0.54	11.20	0.31	0.36	317.56	10.68	1.33	7.89	0.82	0.02	19.79	1.66	0.91	59.86	2.00	2.62	95.83	5.23	1.37			
Armenia	0.00	0.00	0.00	0.00	0.00	0.00	0.00	0.00	0.00	0.00	0.00	0.00	0.00	0.00	2.23	0.07	0.69	0.08	0.00	0.00	343.78	9.44	5.16	12.11	0.66	0.00	7.64	2.85	1.85	28.89	4.27	4.45	0.04	0.01	0.00			
Australia	0.00	0.00	0.00	0.02	0.00	0.00	0.14	0.00	0.00	0.00	0.00	0.00	0.37	0.01	1.61	0.10	0.71	23.78	0.66	0.77	594.28	25.12	2.55	122.38	4.96	0.18	74.97	16.24	6.31	97.21	5.77	6.72	100.99	2.80	1.79			
Austria	0.00	0.00	0.00	1.64	0.20	0.09	0.37	0.00	0.00	0.00	0.00	0.00	0.33	0.01	3.37	0.35	1.18	51.19	1.43	1.67	149.68	2.59	11.66	6.01	0.37	0.03	141.00	9.77	25.76	29.14	0.66	5.65	33.21	0.81	1.52			
Azerbaijan	0.00	0.00	0.00	0.00	0.00	0.00	0.00	0.00	0.00	0.00	0.00	0.00	0.00	0.00	0.89	0.02	0.12	0.00	0.00	0.00	152.59	2.93	1.58	28.51	1.47	0.01	2.41	1.35	0.19	19.46	7.81	0.86	0.10	0.02	0.01			
Bahamas	0.00	0.00	0.00	0.00	0.00	0.00	0.00	0.00	0.00	0.00	0.00	0.00	0.00	0.00	1.10	0.05	0.88	0.30	0.01	0.01	429.59	16.15	22.29	38.52	1.36	0.12	80.30	11.70	14.09	111.13	9.03	4.49	6.13	1.07	0.54			
Bangladesh	0.06	0.00	0.00	0.00	0.00	0.00	0.00	0.00	0.00	0.00	0.00	0.00	0.01	0.02	2.97	0.03	0.23	5.51	0.00	0.06	19.24	0.61	0.01	4.53	0.47	0.00	0.00	0.00	0.00	4.51	0.26	0.26	0.24	0.04	0.02			
Barbados	0.00	0.00	0.00	0.00	0.00	0.00	0.00	0.00	0.00	0.00	0.00	0.00	0.00	0.00	1.41	0.00	0.01	0.06	0.00	0.00	350.88	8.76	6.82	28.71	2.00	0.02	38.72	3.24	4.68	190.15	16.85	29.06	0.08	0.01	0.01			
Belarus	0.00	0.00	0.00	19.70	0.10	4.06	0.00	0.00	0.00	0.00	0.00	0.00	0.00	0.00	2.46	0.52	0.38	13.48	0.38	0.44	238.7	6.54	24.26	1.21	0.06	0.01	99.53	4.89	14.58	31.16	0.63	3.99	31.54	0.79	1.71			
Belgium	0.00	0.00	0.00	17.77	2.02	0.16	1.01	0.05	0.01	0.02	0.00	0.00	1.82	0.03	0.05	4.35	0.32	1.27	38.17	1.06	1.24	180.92	4.33	7.21	8.32	0.63	0.45	112.99	8.69	15.38	44.37	1.76	6.11	51.96	2.48	3.40		
Belize	0.00	0.00	0.00	0.00	0.00	0.00	0.01	0.00	0.00	0.00	0.00	0.00	0.00	0.00	0.52	0.01	0.56	0.00	0.00	0.00	131.86	3.53	30.72	0.53	0.02	0.00	46.22	3.51	9.20	113.13	3.15	30.41	0.05	0.01	0.00			
Benin	0.00	0.00	0.00	0.01	0.00	0.00	0.02	0.00	0.00	0.00	0.00	0.00	0.00	0.00	0.97	0.00	0.04	0.00	0.00	0.00	112.04	0.89	0.01	7.91	0.31	0.00	3.51	0.19	0.01	65.14	0.46	0.36	4.83	0.84	0.42			
Bermuda	0.00	0.00	0.00	0.00	0.00	0.00	0.00	0.00	0.00	0.00	0.00	0.00	0.00	0.00	5.39	0.00	0.69	0.00	0.00	0.00	572.62	21.77	25.25	21.42	1.18	0.04	46.41	5.88	7.13	30.70	3.28	5.32	0.89	0.16	0.08			
Bolivia	0.00	0.00	0.00	0.00	0.00	0.00	0.02	0.00	0.00	0.00	0.00	0.00	0.00	0.00	0.56	0.01	0.14	17.41	0.49	0.57	1466.7	4.51	0.10	114.25	1.61	0.01	72.58	2.51	0.35	126.79	3.59	0.72	248.21	1.90	0.23			
Bosnia and Herzegovina	0.00	0.00	0.00	0.01	0.00	0.00	0.00	0.00	0.00	0.00	0.00	0.00	0.00	0.00	4.21	0.12	0.75	0.05	0.00	0.00	111.50	2.25	5.79	2.47	0.16	0.08	30.48	1.56	3.71	42.71	0.45	5.59	0.04	0.01	0.00			
Botswana	0.00	0.00	0.00	0.05	0.00	0.02	0.03	0.02	0.01	0.00	0.00	0.00	0.00	0.00	2.11	0.18	0.44	0.27	0.01	0.01	253.55	1.55	0.00	27.71	1.37	0.00	8.72	1.25	0.20	50.30	2.21	1.99	368.34	64.31	3.69			
Brazil	0.13	0.00	0.01	0.09	0.01	0.01	4.15	0.55	0.17	0.03	0.00	0.00	0.00	0.00	2.72	0.01	0.17	13.21	1.08	0.29	667.09	6.19	2.85	5.44	0.20	0.00	55.77	6.74	3.48	120.46	0.86	6.89	1.74	0.05	0.08			
Brunei Darussalam	0.00	0.00	0.00	0.00	0.00	0.00	0.02	0.00	0.00	0.00	0.00	0.00	0.84	0.02	0.03	5.96	0.00	2.08	218.09	0.02	0.92	120.25	3.63	0.43	8.33	0.42	0.01	28.87	3.06	2.90	59.04	7.03	1.55	0.77	0.13	0.07		
Bulgaria	0.00	0.00	0.00	0.45	0.01	0.05	0.01	0.00	0.00	0.00	0.00	0.00	0.00	0.00	8.78	0.21	0.24	2.88	0.08	0.09	240.41	2.78	7.98	120.23	1.55	0.10	123.67	6.88	13.48	99.28	1.34	11.65	57.17	0.52	0.26			
Burkina Faso	0.00	0.00	0.00	0.00	0.00	0.00	0.00	0.00	0.00	0.00	0.00	0.00	0.00	0.00	0.47	0.05	0.02	0.50	0.01	0.02	138.75	2.31	0.00	18.22	1.17	0.00	6.38	0.80	0.01	9.18	0.10	0.07	36.96	0.68	0.14			
Burundi	0.00	0.00	0.00	0.00	0.00	0.00	0.00	0.00	0.00	0.00	0.00	0.00	0.00	0.00	0.41	0.00	0.00	0.06	0.00	0.00	19.66	0.39	0.00	5.89	0.25	0.00	2.67	0.00	0.00	7.74	0.08	0.06	0.15	0.03	0.01			
Cambodia	0.00	0.00	0.00	0.00	0.00	0.00	0.00	0.00	0.00	0.00	0.00	0.00	0.01	0.02	0.05	5.71	0.09	0.37	2.15	0.00	0.00	102.24	1.34	0.00	0.00	0.00	28.49	2.80	0.08	11.64	0.52	0.03	0.00	0.00	0.00			
Cameroon	0.00	0.00	0.00	0.00	0.00	0.00	0.04	0.00	0.00	0.00	0.00	0.00	0.00	0.00	0.59	0.01	0.02	8.82	0.01	0.01	69.22	1.34	0.05	12.96	0.81	0.00	5.01	0.35	0.06	18.89	0.17	0.31	199.05	2.53	0.85			
Canada	0.00	0.00	0.00	0.04	0.00	0.01	0.09	0.00	0.00	0.07	0.00	0.00	0.00	0.00	0.07	1.74	0.03	0.77	59.16	1.65	1.93	436.43	10.44	42.14	6.19	0.30	0.01	102.71	6.33	16.46	68.12	1.94	10.57	0.75	0.02	0.03		
Cape Verde	0.00	0.00	0.00	0.00	0.00	0.00	0.00	0.00	0.00	0.00	0.00	0.00	0.00	0.00	0.17	0.01	0.03	0.00	0.00	0.00	47.79	0.65	0.24	12.83	0.47	0.01	114.44	6.80	3.82	43.15	1.38	1.60	0.58	0.10	0.05			
Central African Republic	0.57	0.00	0.00	0.00	0.00	0.00	1.47	0.00	0.00	0.00	0.00	0.00	0.00	0.00	0.73	0.00	0.00	3.05	0.00	0.00	181.84	3.79	0.01	14.38	0.73	0.00	15.48	1.00	0.03	5.95	0.27	0.02	22.12	3.85	1.95			
Chad	0.00	0.00	0.00	0.00	0.00	0.00	0.00	0.00	0.00	0.00	0.00	0.00	0.00	0.00	0.05	0.00	0.00	0.00	0.00	0.00	113.70	2.52	0.00	30.96	1.09	0.00	0.33	0.02	0.00	6.69	0.09	0.01	34.06	0.58	0.26			
Chile	0.92	2.88	3.74	0.69	0.65	2.28	0.45	0.06	0.02	0.00	0.00	0.00	0.00	0.00	0.53	0.02	1.08	11.12	0.31	0.36	175.17	7.00	2.85	3.58	0.24	0.01	45.90	9.65	9.08	68.88	19.58	13.89	10.89	1.19	0.74			
China	0.09	0.00	0.02	1.23	0.25	0.21	0.10	0.01	0.01	0.00	0.00	0.14	0.00	0.01	4.23	0.53	1.28	6.77	0.41	1.15	51.40	1.99	1.60	7.94	0.71	0.01	118.34	9.18	15.19	27.70	2.74	8.34	36.60	0.64	1.05			
Colombia	0.00	0.00	0.00	0.00	0.00	0.00	0.10	0.01	0.00	0.01	0.00	0.00	0.00	0.00	1.11	0.00	0.11	5.90	0.16	0.19	233.24	3.45	0.28	2.97	0.11	0.00	13.64	0.95	0.77	60.17	3.44	4.55	9.68	0.43	0.27			
Comoros	0.00	0.00	0.00	0.00	0.00	0.00	0.00	0.00	0.00	0.00	0.00	0.00	0.00	0.00	0.41	0.00	0.03	0.00	0.00	0.00	54.01	1.33	1.36	3.05	0.30	0.00	0.16	0.01	0.02	21.95	0.13	0.07	0.06	0.01	0.01			
Congo, Dem Republic</																																						

Country	2737			2740			2743			2748			2945			2948			2949			Domestic water consumption				Total water footprint per capita (m ³ /cap/yr)									
	Fats, Animals, Raw			Butter, Ghee			Cream			Hides & Skins			Offals + (Total)			Milk - Excluding Butter			Eggs + (Total)			Industrial products		Blue		Grey		Green		Blue		Grey		Total	
	Green	Blue	Grey	Green	Blue	Grey	Green	Blue	Grey	Green	Blue	Grey	Green	Blue	Grey	Green	Blue	Grey	Green	Blue	Grey	Green	Blue	Grey	Blue	Grey	Blue	Grey	Green	Blue	Grey	Total			
Albania	7.19	1.76	0.29	2.23	0.55	0.09	0.07	0.02	0.00	24.23	1.50	0.67	27.79	1.45	0.30	214.09	51.87	8.82	18.96	9.49	1.41	3.84	65.16	14.91	134.20	1095	185	275	1555						
Algeria	2.84	0.14	0.11	4.13	0.21	0.16	0.00	0.00	0.00	11.14	0.37	0.20	11.98	0.35	0.22	243.74	13.39	12.34	17.28	1.68	1.39	1.30	12.48	4.32	27.66	1335	145	109	1589						
Angola	3.18	0.10	0.00	0.69	0.02	0.00	0.00	0.00	0.00	4.83	0.09	0.01	8.76	0.13	0.01	32.41	1.10	0.24	5.01	0.42	0.39	0.20	2.11	0.55	4.93	907	29	23	958						
Antigua and Barbuda	15.10	0.35	0.00	11.11	0.26	0.00	0.17	0.00	0.00	7.94	0.25	0.02	13.43	0.20	0.00	266.20	8.71	8.01	1.13	0.30	0.23	13.55	132.85	3.88	34.88	1219	106	243	1568						
Argentina	7.69	0.34	0.16	3.93	0.18	0.08	0.09	0.00	0.00	29.69	1.28	0.16	20.35	0.72	0.09	111.55	4.99	2.39	13.04	0.45	0.60	4.78	51.59	13.25	73.50	1323	110	173	1607						
Armenia	6.69	0.94	0.44	6.78	0.95	0.45	0.05	0.01	0.00	16.97	0.25	0.21	39.13	0.64	0.52	91.62	12.68	6.08	17.22	2.87	2.72	2.76	37.22	27.29	190.97	967	176	296	1439						
Australia	13.43	1.21	0.63	12.31	1.11	0.57	0.00	0.00	0.00	30.16	1.31	0.14	72.43	3.17	0.33	166.44	14.96	7.74	9.93	0.68	0.77	14.03	114.57	18.22	39.47	1853	216	245	2315						
Austria	20.81	0.91	2.94	11.10	0.48	1.57	2.29	0.10	0.32	31.12	1.10	3.01	3.10	0.08	0.28	123.61	5.77	17.68	18.34	0.38	3.49	23.35	198.50	9.18	32.48	1134	99	364	1598						
Azerbaijan	2.56	0.41	0.05	13.86	2.21	0.27	0.01	0.00	0.00	2.78	0.07	0.02	18.77	0.42	0.16	84.96	13.43	1.73	13.33	4.87	0.77	10.95	146.36	6.39	48.63	821	203	222	1245						
Bahamas	42.22	1.96	0.38	17.66	0.82	0.16	0.38	0.02	0.00	2.37	0.11	0.12	11.71	0.49	0.04	222.50	16.38	23.28	5.18	0.48	0.40	27.32	279.17	0.00	0.00	1550	167	416	2133						
Bangladesh	0.52	0.10	0.02	0.66	0.13	0.02	0.00	0.00	0.00	2.81	0.18	0.00	4.45	0.14	0.00	13.41	2.49	0.43	2.43	0.26	0.14	0.21	3.25	2.83	25.46	576	80	113	769						
Barbados	12.40	0.45	0.26	8.07	0.29	0.17	6.70	0.24	0.14	3.02	0.06	0.02	14.05	0.39	0.26	241.70	15.15	10.10	9.47	0.82	1.47	15.58	206.23	11.86	106.72	1494	137	458	2090						
Belarus	18.90	0.63	2.43	21.68	0.72	2.79	0.79	0.03	0.10	61.98	2.63	2.66	29.08	0.84	3.06	186.91	6.25	23.95	41.18	0.66	5.56	12.10	117.66	6.48	19.49	1307	64	347	1718						
Belgium	43.19	2.15	3.37	20.26	1.01	1.58	7.05	0.35	0.55	5.37	0.22	0.32	12.75	0.41	0.73	186.22	10.92	16.83	20.64	0.80	2.47	42.32	395.41	7.14	26.92	1216	142	530	1888						
Belize	41.94	2.39	10.40	1.80	1.10	0.45	0.16	0.01	0.04	2.85	0.09	0.76	6.62	0.20	1.78	217.00	14.18	26.47	17.65	0.42	4.74	23.34	351.81	3.93	32.76	1276	78	657	2010						
Benin	3.34	0.38	0.01	0.36	0.04	0.00	0.04	0.00	0.00	9.15	0.12	0.00	17.30	0.16	0.00	20.48	2.16	0.35	7.49	0.05	0.04	0.48	7.25	0.60	5.41	1087	22	26	1136						
Bermuda	0.50	0.00	0.00	25.62	0.00	0.00	3.28	0.00	0.00	0.79	0.05	0.06	0.72	0.03	0.03	318.46	16.37	20.40	1.15	0.12	0.22	80.06	916.21	0.00	0.00	1714	232	1050	2995						
Bolivia	68.16	0.87	0.13	2.19	0.03	0.00	0.20	0.00	0.00	95.20	0.50	0.01	162.12	0.63	0.02	214.98	2.98	0.64	22.40	0.80	0.15	0.93	10.43	2.14	15.45	3360	63	45	3468						
Bosnia and Herzegovina	4.40	0.13	0.34	3.57	0.10	0.28	0.62	0.02	0.05	3.71	0.12	0.23	13.64	0.26	0.56	171.20	4.96	15.45	26.22	0.34	3.23	4.46	59.28	0.00	0.00	1067	33	155	1256						
Botswana	11.81	0.43	0.01	9.33	0.34	0.01	3.47	0.12	0.00	18.26	0.20	0.00	62.96	0.42	0.00	291.37	10.90	1.40	12.93	0.77	0.51	1.16	18.28	4.58	41.20	1764	194	94	2051						
Brazil	13.37	0.38	0.25	2.84	0.08	0.05	0.01	0.00	0.00	39.41	0.47	0.18	25.64	0.30	0.14	137.11	3.95	2.58	21.38	0.21	1.26	3.23	42.22	6.86	48.63	1804	70	152	2027						
Brunei Darussalam	0.91	0.36	0.03	4.25	1.66	0.16	0.28	0.11	0.01	2.68	0.09	0.00	9.53	0.27	0.00	656.21	62.53	47.92	14.41	1.83	0.84	6.84	95.34	0.00	0.00	2822	334	265	3421						
Bulgaria	39.89	0.51	3.53	3.63	0.05	0.32	0.09	0.00	0.01	33.51	0.70	0.85	43.35	0.61	1.41	380.65	4.94	33.65	53.80	0.69	6.61	16.05	172.16	13.84	88.45	1809	83	405	2297						
Burkina Faso	2.91	0.62	0.00	0.59	0.12	0.00	0.01	0.00	0.00	13.32	0.44	0.00	22.04	0.45	0.00	18.23	3.74	0.04	4.66	0.13	0.03	0.17	2.20	0.87	7.83	1637	31	34	1703						
Burundi	0.73	0.08	0.00	0.08	0.01	0.00	0.00	0.00	0.00	2.72	0.08	0.00	3.27	0.07	0.00	4.77	0.54	0.02	1.36	0.04	0.01	0.18	3.06	0.74	6.63	691	16	12	719						
Cambodia	6.74	0.97	0.02	0.04	0.01	0.00	0.01	0.00	0.00	11.80	0.17	0.01	13.24	0.23	0.00	6.01	0.66	0.24	4.04	0.22	0.01	0.23	1.60	0.47	4.21	1003	62	12	1078						
Cameroon	1.45	0.08	0.01	0.13	0.01	0.00	0.01	0.00	0.00	5.00	0.15	0.00	8.73	0.21	0.01	17.22	0.96	0.24	3.06	0.05	0.00	0.38	5.53	1.12	10.07	1182	32	31	1245						
Canada	26.14	0.95	3.35	10.91	0.40	1.40	7.53	0.27	0.96	5.69	0.18	0.51	8.59	0.21	0.94	147.15	5.53	18.71	16.21	0.48	2.57	39.05	263.58	29.10	112.89	1600	154	580	2333						
Cape Verde	45.01	1.53	0.45	2.43	0.08	0.02	0.26	0.01	0.00	6.49	0.18	0.00	5.28	0.17	0.07	229.16	10.79	6.50	27.41	0.98	0.98	1.22	12.01	0.36	3.25	1094	88	62	1244						
Central African Republic	7.30	0.58	0.01	0.02	0.00	0.00	0.00	0.00	0.00	16.75	0.41	0.00	22.35	0.47	0.00	24.53	1.96	0.03	1.75	0.09	0.01	0.05	0.78	0.53	4.77	1162	22	9	1193						
Chad	4.64	0.21	0.00	0.59	0.03	0.00	0.00	0.00	0.00	11.23	0.33	0.00	17.29	0.38	0.00	56.46	2.58	0.02	3.66	0.06	0.00	0.05	0.49	0.46	4.18	1433	23	6	1462						
Chile	7.10	0.83	0.42	2.82	0.33	0.17	0.03	0.00	0.00	8.76	0.42	0.17	8.48	0.59	0.34	75.46	8.71	4.43	12.74	3.89	2.85	8.10	41.75	9.17	24.07	779	171	205	1155						
China	9.81	1.53	2.22	0.45	0.07	0.10	0.01	0.00	0.00	19.23	0.87	0.71	7.00	0.38	0.44	12.39	1.92	2.77	38.97	3.83	11.73	2.83	35.90	5.29	41.91	701	117	253	1071						
Colombia	9.18	0.30	0.09	3.33	0.11	0.03	0.00	0.00	0.00	14.29	0.25	0.03	24.66	0.38	0.04	170.76	5.69	1.72	25.69	1.40	1.88	1.22	15.34	13.44	120.99	1121	67	187	1375						
Comoros	0.65	0.03	0.00	0.21	0.01	0.00	0.24	0.01	0.00	2.74	0.09	0.00	5.35	0.09	0.00	14.44	0.73	0.24	3.84	0.05	0.01	0.34	3.54	0.68	6.08	1209	88	28	1325						
Congo, Dem Republic	0.80	0.02	0.00	0.05	0.00	0.00	0.01	0.00	0.00	0.95	0.04	0.00	2.06	0.03	0.00	2.96	0.14	0.09	0.83	0.01	0.00	0.03	0.50	0.37	3.29	540	5	7	552						
Congo, Republic	0.97	0.04	0.00	0.70	0.03	0.00	0.03	0.00	0.00	1.08	0.05	0.00	15.50	0.41	0.01	86.85	5.37	4.62	2.98	0.26	0.20	0.16	1.14	1.03	9.30	698	55	33	786						
Costa Rica	12.68	0.63	0.40	5.77	0.29	0.18	0.00	0.00	0.00	13.77	0.61	0.53	9.02	0.44	0.39	163.86	8.24	5.47	30.36	2.49	4.91	5.82	81.32	19.93	176.86	1036	110	344	1490						
Côte d'Ivoire	1.97	0.13	0.01	0.93	0.06	0.01	0.03	0.00	0.00	3.60	0.08	0.00	19.38	0.38	0.02	26.93	1.85	1.04	10.42	0.54	0.36	0.57	8.25	1.26	11.36	1204	45	47	1295						
Croatia	20.70	0.48	3.81	2.81	0.07	0.52	0.46	0.01	0.08	12.73	0.41	1.07	10.88	0.17	1.71	197.89	4.73	34.89	36.94	0.40	6.64	8.61	109.33	0.00	0.00	1355	38	295	1688						
Cuba	7.51	0.33	0.04	2.21	0.10	0.01	0.02	0.00	0.00	7.42	0.35	0.05	11.67	0.59	0.09	164.03	7.93	2.49	30.29	1.52	2.07	5.04	58.91	14.07	89.57	1365	106	217	1687						
Cyprus	11.05	0.63	0.91	7.93	0.45	0.65	0.64	0.04	0.05	23.12	0.80	0.40	25.70	0.78	0.61	234.75	13.96	19.73	38.45	2.15	3.26	13.49	168.49	8.53	60.97	1682	349	354	2385						
Czech Republic	15.73	0.38	2.91	17.00	0.41	3.15	1.90	0.05	0.35	11.32	0.38	0.81	16.20	0.34	1.81	161.17	4.12	2																	

Country	2737			2740			2743			2748			2945			2948			2949			Domestic water consumption			Total water footprint per capita (m ³ /cap/yr)									
	Fats, Animals, Raw			Butter, Ghee			Cream			Hides & Skins			Offals + (Total)			Milk - Excluding Butter			Eggs + (Total)			Industrial products			Blue		Grey		Green		Blue		Grey	
	Green	Blue	Grey	Green	Blue	Grey	Green	Blue	Grey	Green	Blue	Grey	Green	Blue	Grey	Green	Blue	Grey	Green	Blue	Grey	Blue	Grey	Blue	Grey	Green	Blue	Grey	Green	Blue	Grey	Total		
Gambia	1.60	0.10	0.01	0.80	0.05	0.00	0.45	0.03	0.00	3.57	0.07	0.00	8.23	0.13	0.01	34.65	2.60	2.78	3.71	0.12	0.22	0.35	4.80	0.53	4.76	788	132	328	2267					
Georgia	18.13	1.83	0.76	5.36	0.54	0.23	0.05	0.00	0.00	42.54	0.36	0.03	42.21	0.43	0.08	313.95	31.68	13.26	37.23	1.69	2.64	6.69	118.80	15.25	137.29	1807	132	328	2267					
Germany	18.24	0.76	3.42	15.95	0.67	2.99	4.78	0.20	0.90	7.98	0.29	0.72	7.58	0.23	1.15	119.22	5.63	20.82	18.06	0.55	3.15	20.15	119.77	7.07	19.87	1053	85	288	1426					
Ghana	1.02	0.12	0.00	0.58	0.07	0.00	0.01	0.00	0.00	3.07	0.06	0.00	10.27	0.11	0.00	13.12	1.34	0.34	4.47	0.06	0.01	0.59	8.36	1.19	10.69	1149	24	34	1207					
Greece	2.29	0.53	0.35	5.77	1.33	0.88	3.46	0.80	0.53	21.19	2.42	1.17	19.30	2.70	1.51	320.25	66.31	47.26	27.10	6.16	3.96	12.01	142.60	11.61	51.37	1652	326	360	2338					
Grenada	39.56	0.77	0.84	8.33	0.16	0.18	1.13	0.02	0.02	2.38	0.07	0.06	5.33	0.15	0.18	409.93	26.34	27.45	28.15	1.21	3.25	4.41	39.59	0.00	0.00	1904	97	153	2154					
Guatemala	4.52	0.22	0.15	0.90	0.04	0.03	0.05	0.00	0.00	1.48	0.05	0.03	6.25	0.15	0.12	72.55	4.08	3.07	27.50	0.59	2.58	2.01	21.27	1.14	8.44	849	34	100	983					
Guinea	1.81	0.13	0.02	0.33	0.02	0.00	0.02	0.00	0.00	6.21	0.16	0.02	8.36	0.19	0.03	25.64	1.90	0.37	9.56	0.16	0.16	0.21	2.63	1.42	12.36	1545	33	28	1606					
Guinea-Bissau	5.34	0.50	0.01	0.04	0.00	0.00	0.00	0.00	0.00	10.66	0.21	0.00	10.33	0.22	0.00	28.78	2.65	0.08	2.63	0.24	0.08	0.35	5.71	1.73	15.61	1060	105	32	1198					
Guyana	5.69	0.41	0.19	0.55	0.04	0.02	0.16	0.01	0.01	5.18	0.43	0.22	7.32	0.61	0.34	210.75	15.85	9.95	5.11	0.67	0.79	1.83	22.14	3.95	35.57	1212	124	212	1548					
Haiti	10.54	0.44	0.01	0.08	0.00	0.00	0.02	0.00	0.00	6.97	0.12	0.00	15.44	0.24	0.01	42.14	1.78	0.48	3.06	0.05	0.08	0.23	2.52	0.57	5.16	922	76	32	1030					
Honduras	10.82	0.34	0.12	4.95	0.15	0.05	0.01	0.00	0.00	5.89	0.25	0.11	6.09	0.24	0.11	128.95	4.39	1.87	36.81	0.96	2.07	0.99	11.65	1.11	10.00	1037	47	93	1177					
Hungary	224.16	2.36	20.78	14.97	0.16	1.39	31.82	0.34	2.95	11.59	0.35	0.67	19.12	0.17	0.85	424.45	4.65	39.52	46.21	0.68	7.26	16.84	140.05	6.96	37.34	1916	66	402	2384					
Iceland	3.93	0.23	0.40	10.41	0.61	1.06	4.83	0.28	0.49	14.07	0.91	0.11	17.24	0.99	0.18	106.62	6.32	10.88	11.28	0.48	2.23	33.95	321.76	17.72	75.72	1483	134	491	2109					
India	0.28	0.04	0.02	9.89	1.45	0.70	0.00	0.00	0.00	7.13	0.37	0.14	3.99	0.19	0.08	56.16	8.22	3.97	9.01	1.17	1.00	1.29	23.85	4.97	44.72	708	219	162	1089					
Indonesia	4.24	0.18	0.17	0.55	0.02	0.02	0.11	0.00	0.00	3.69	0.13	0.09	10.19	0.34	0.28	18.21	0.90	0.81	12.72	0.94	1.29	0.36	4.61	3.20	28.48	933	73	118	1124					
Iran	0.07	0.02	0.01	14.77	4.95	2.71	0.02	0.01	0.00	10.25	0.59	0.18	21.59	1.09	0.41	62.28	20.85	11.40	31.25	10.24	5.41	1.20	17.82	9.23	83.09	1039	589	239	1866					
Ireland	8.14	0.78	0.78	6.01	0.57	0.58	3.78	0.36	0.36	22.91	1.21	1.48	33.82	1.66	2.23	108.45	9.96	10.95	9.31	0.88	1.45	10.98	119.62	6.72	30.35	940	109	253	1301					
Israel	4.43	0.28	0.50	3.51	0.22	0.40	0.00	0.00	0.00	14.26	0.22	0.22	100.98	1.09	1.06	182.66	11.65	20.69	23.76	1.38	3.04	9.92	98.32	10.27	17.23	1790	253	259	2303					
Italy	16.47	2.02	2.68	9.56	1.17	1.55	3.18	0.39	0.52	57.37	2.13	1.95	18.01	1.17	1.66	179.63	19.43	28.66	14.79	1.53	2.22	17.80	145.51	14.03	67.66	1720	193	390	2303					
Jamaica	28.98	1.01	0.68	7.93	0.28	0.19	0.17	0.01	0.00	5.32	0.10	0.05	41.03	0.73	0.50	237.97	9.19	6.86	4.89	0.49	0.84	3.46	41.14	5.43	48.87	1424	90	182	1696					
Japan	3.23	0.18	0.44	3.05	0.17	0.42	0.00	0.00	0.00	9.47	0.44	0.60	11.32	0.58	1.31	73.04	4.24	9.46	33.27	2.37	4.39	11.62	109.62	13.73	69.47	1009	91	279	1379					
Jordan	3.41	0.62	0.50	2.42	0.44	0.36	0.31	0.06	0.05	216.81	22.09	10.40	7.65	0.95	0.70	121.52	20.31	16.62	26.32	4.02	3.38	3.75	44.77	5.88	31.37	1239	249	190	1678					
Kazakhstan	3.83	0.80	0.06	6.41	1.34	0.10	1.72	0.36	0.03	10.66	1.10	0.07	33.45	3.71	0.23	246.86	51.01	4.12	26.33	5.01	0.50	8.86	146.69	3.89	35.03	1792	373	211	2376					
Kenya	1.83	0.09	0.00	0.44	0.02	0.00	0.01	0.00	0.00	14.24	0.25	0.00	29.94	0.36	0.00	88.70	4.52	1.10	3.91	0.14	0.06	0.39	5.58	1.47	13.12	1031	34	36	1101					
Kiribati	2.69	0.27	0.23	1.86	0.18	0.16	0.04	0.00	0.00	0.00	0.00	0.00	0.22	0.09	0.00	166.21	12.35	6.84	1.46	0.38	0.05	0.54	6.17	0.00	0.00	2656	149	54	2859					
Korea, Dem People's Rep	4.28	0.22	0.04	0.07	0.00	0.00	0.00	0.00	0.00	9.55	0.30	0.06	3.59	0.17	0.02	7.02	0.37	0.09	16.22	1.63	0.33	4.43	82.85	7.83	70.45	633	87	168	888					
Korea, Republic	8.41	0.60	0.89	6.25	0.44	0.67	0.12	0.01	0.01	147.81	5.90	7.31	19.48	0.59	0.70	26.11	1.87	2.73	30.02	2.28	4.79	7.60	68.94	14.25	47.67	1285	111	233	1629					
Kuwait	0.30	0.02	0.04	13.92	1.00	1.65	2.22	0.16	0.26	3.10	0.33	0.12	6.03	0.73	0.24	425.60	51.86	48.71	47.68	6.00	5.56	5.18	56.25	17.79	160.09	1420	292	361	2072					
Kyrgyzstan	0.21	0.07	0.01	1.18	0.42	0.05	0.05	0.02	0.00	7.52	0.74	0.03	24.74	2.70	0.15	147.52	52.28	5.67	12.10	0.92	0.52	3.40	49.26	6.45	52.46	1089	278	133	1499					
Laos	7.26	0.79	0.01	0.15	0.02	0.00	0.00	0.00	0.00	8.84	0.16	0.00	18.16	0.37	0.01	11.15	1.02	0.43	6.72	0.44	0.01	1.51	26.99	2.39	21.54	918	72	51	1041					
Latvia	33.85	0.66	2.97	13.38	0.26	1.18	12.90	0.25	1.13	26.07	0.97	0.46	23.39	0.57	1.17	230.39	4.53	20.11	83.58	0.57	8.73	17.54	241.34	6.75	33.03	1326	64	406	1797					
Lebanon	5.79	2.02	0.59	8.73	3.05	0.89	0.52	0.18	0.05	22.68	0.51	0.15	36.07	0.32	0.03	200.12	41.27	22.39	26.02	10.93	2.83	7.18	80.41	9.96	37.66	1548	335	228	2112					
Lesotho	3.18	0.24	0.00	0.00	0.00	0.00	0.00	0.00	0.00	14.02	0.22	0.00	22.32	0.27	0.00	24.19	1.82	0.03	3.60	0.03	0.01	0.45	7.39	1.06	9.52	1574	37	29	1640					
Liberia	1.93	0.14	0.04	0.14	0.01	0.00	0.00	0.00	0.00	9.90	0.04	0.00	1.35	0.07	0.03	9.84	0.87	0.59	7.64	0.88	0.93	3.00	36.97	1.08	9.68	1129	36	69	1235					
Libya	3.12	0.94	0.26	5.14	1.55	0.43	1.24	0.37	0.10	14.16	3.39	0.75	11.61	2.95	0.63	179.73	47.76	16.25	17.28	5.13	3.38	1.64	21.85	11.27	101.44	1283	511	245	2038					
Lithuania	22.00	0.51	0.75	13.11	0.30	0.45	4.89	0.11	0.17	27.68	0.99	0.79	32.45	0.86	0.53	172.39	4.16	6.11	51.46	0.36	2.25	8.91	110.17	6.00	28.69	1267	54	195	1516					
Luxembourg	2.71	0.13	0.41	0.24	0.01	0.04	0.45	0.02	0.07	5.53	0.11	0.70	9.92	0.19	1.23	107.93	5.77	15.05	6.91	0.25	1.06	29.86	273.90	5.59	7.33	1941	104	470	2514					
Macedonia	12.95	0.93	0.87	18.50	1.33	1.24	0.09	0.01	0.01	14.08	0.62	0.54	14.93	0.79	0.68	97.01	6.67	7.15	28.01	1.37	2.22	7.90	104.06	10.69	93.20	985	93	270	1348					
Madagascar	3.12	0.27	0.02	0.11	0.01	0.00	0.00	0.00	0.00	10.35	0.14	0.00	31.20	0.42	0.01	47.49	4.19	0.33	5.20	0.89	0.08	0.83	14.09	2.70	24.34	1366	165	46	1576					
Malawi	1.58	0.07	0.03	0.04	0.00	0.00	0.02	0.00	0.00	1.88	0.05	0.02	3.06	0.06	0.06	7.27	0.35	0.18	13.38	0.28	0.60	0.32	5.38	1.25	11.24	853	17	67	936					
Malaysia	5.19	0.49	0.34	2.46	0.23	0.16	0.20	0.02	0.01	2.44	0.07	0.05	9.79	0.45	0.30	227.94	19.41	12.28	37.32	1.82	4.78	3.44	34.63	6.48	58.32	1744	153	207	2103					
Maldives	0.17	0.02	0.01	4.15	0.41	0.35	0.00	0.00	0.00	0.00	0.00	0.00	0.14	0.01	0.01	326.01	39.66</																	

Country	2737			2740			2743			2748			2945			2948			2949			Domestic water consumption			Total water footprint per capita (m ³ /cap/yr)						
	Fats, Animals, Raw			Butter, Ghee			Cream			Hides & Skins			Offals + (Total)			Milk - Excluding Butter			Eggs + (Total)			Industrial products		Blue	Grey	Blue	Grey	Green	Blue	Grey	Total
	Green	Blue	Grey	Green	Blue	Grey	Green	Blue	Grey	Green	Blue	Grey	Green	Blue	Grey	Green	Blue	Grey	Green	Blue	Grey	Blue	Grey	Blue	Grey	Green	Blue	Grey	Total		
Occ. Palestinian Terr.	1.20	0.12	0.10	1.42	0.14	0.12	0.12	0.01	0.01	11.54	0.81	0.26	3.85	0.16	0.14	48.79	4.84	4.09	26.86	2.53	4.44	1.12	20.90	5.34	48.03	819	127	109	1055		
Pakistan	5.26	1.00	0.51	17.88	3.39	1.72	0.00	0.00	0.00	19.04	0.44	0.12	24.78	0.41	0.12	147.75	28.02	14.23	6.08	3.15	1.85	0.99	17.74	2.18	19.65	727	422	182	1331		
Panama	19.47	1.08	1.43	2.09	0.12	0.15	0.00	0.00	0.00	8.54	0.29	0.21	17.32	0.57	0.48	79.91	4.68	5.71	16.59	0.88	2.49	3.01	30.26	18.46	105.53	1059	72	233	1364		
Paraguay	26.54	0.57	0.34	0.03	0.00	0.00	0.00	0.00	0.00	53.75	0.80	0.45	56.44	0.78	0.49	89.90	2.00	1.18	53.42	0.31	1.37	1.53	19.33	1.85	15.28	1815	54	85	1954		
Peru	4.63	0.13	0.07	1.24	0.03	0.02	0.01	0.00	0.00	9.19	0.14	0.01	50.98	0.73	0.18	90.85	2.70	1.48	12.32	1.12	1.17	3.53	21.32	6.42	27.54	810	152	126	1088		
Philippines	12.97	0.54	0.96	0.85	0.04	0.06	0.11	0.00	0.01	3.77	0.09	0.06	6.93	0.15	0.13	93.56	7.99	5.30	30.87	0.90	2.09	2.13	36.00	7.45	67.07	1127	78	172	1378		
Poland	24.31	1.04	3.14	17.78	0.76	2.30	4.68	0.20	0.60	11.19	0.57	0.74	6.47	0.34	0.63	148.85	6.40	19.19	29.25	0.59	4.14	15.41	130.23	5.47	30.40	1011	59	336	1405		
Portugal	41.22	10.13	4.60	8.99	2.21	1.00	1.81	0.45	0.20	57.64	3.72	2.89	28.90	5.53	2.41	191.95	43.36	22.80	28.32	7.27	3.73	8.56	132.09	10.51	59.37	1854	363	288	2505		
Romania	22.82	0.82	0.92	2.84	0.10	0.11	0.06	0.00	0.00	16.90	0.86	0.97	19.48	0.71	0.68	270.02	9.68	10.99	34.76	1.49	1.51	10.21	132.65	7.65	58.53	1345	77	267	1689		
Russian Federation	12.75	0.65	0.45	17.87	0.92	0.64	5.04	0.26	0.18	10.57	0.41	0.25	42.77	1.58	0.99	198.28	10.15	7.23	64.83	2.39	2.37	3.98	65.09	9.17	82.56	1549	95	208	1852		
Rwanda	1.37	0.05	0.00	0.50	0.02	0.00	0.00	0.00	0.00	3.69	0.07	0.00	7.21	0.11	0.00	27.81	1.00	0.03	1.29	0.05	0.01	0.13	2.15	0.47	4.19	800	8	13	821		
Saint Kitts and Nevis	3.26	0.32	0.27	3.55	0.35	0.30	1.70	0.11	0.09	4.63	0.14	0.00	19.41	0.37	0.00	316.58	17.74	25.49	6.00	0.17	0.07	11.24	115.90	0.00	0.00	1300	128	203	1632		
Saint Lucia	22.71	0.62	0.56	11.12	0.30	0.27	1.68	0.05	0.04	3.20	0.07	0.01	33.43	0.88	0.32	363.70	19.45	30.71	2.02	0.62	0.29	4.45	40.08	7.94	71.43	1202	123	234	1559		
Saint Vincent/Grenadines	4.02	0.13	0.06	3.14	0.10	0.05	0.13	0.00	0.00	2.56	0.07	0.02	6.87	0.22	0.10	232.26	11.83	13.99	21.23	1.23	2.17	2.84	26.67	0.00	0.00	1473	97	119	1689		
Samoa	20.66	1.46	0.23	10.68	0.75	0.12	0.00	0.00	0.00	7.55	0.14	0.02	10.35	0.33	0.01	39.32	3.31	1.21	4.20	0.19	0.17	1.15	13.07	0.00	0.00	1980	64	38	2082		
Sao Tome and Principe	0.37	0.06	0.00	0.11	0.02	0.00	0.00	0.00	0.00	1.45	0.03	0.00	1.59	0.03	0.00	90.76	12.46	7.24	2.44	0.17	0.08	0.43	3.94	0.00	0.00	1616	60	52	1728		
Saudi Arabia	3.32	0.67	0.46	11.24	2.26	1.55	0.23	0.05	0.03	6.49	0.41	0.28	15.37	0.81	0.89	176.92	31.03	22.25	26.10	1.71	3.22	3.12	37.30	10.09	90.79	1131	447	271	1849		
Senegal	9.06	0.17	0.00	2.95	0.06	0.00	0.10	0.00	0.00	7.63	0.19	0.00	13.71	0.25	0.00	114.73	2.75	0.89	8.73	0.08	0.05	0.68	8.57	0.97	7.95	1023	87	41	1151		
Serbia and Montenegro	54.55	1.67	3.19	1.28	0.04	0.07	0.02	0.00	0.00	10.29	0.27	0.56	17.93	0.39	0.98	145.27	4.45	8.67	21.49	0.37	1.33	42.59	796.83	7.27	65.43	1332	86	971	2390		
Seychelles	3.15	0.22	0.12	6.15	0.43	0.23	1.51	0.10	0.06	1.11	0.02	0.00	2.59	0.11	0.04	564.32	48.15	37.18	20.66	0.58	0.77	10.27	136.98	9.93	89.33	1668	206	318	2192		
Sierra Leone	0.82	0.06	0.01	0.12	0.01	0.00	0.01	0.00	0.00	4.28	0.12	0.00	4.08	0.10	0.00	5.69	0.35	0.19	5.48	0.27	0.16	0.21	2.97	0.45	4.08	1381	34	22	1438		
Slovakia	36.67	1.75	4.57	10.38	0.50	1.29	3.99	0.19	0.50	47.53	1.79	3.57	7.36	0.29	0.60	95.47	4.49	12.09	38.04	1.19	5.52	10.03	90.55	7.96	48.67	1014	73	248	1335		
Slovenia	15.49	0.65	3.87	4.06	0.17	1.01	7.51	0.32	1.88	53.83	1.61	5.25	23.32	0.70	3.94	142.32	5.99	35.03	24.38	0.58	6.99	20.82	203.24	10.10	67.50	1346	97	569	2012		
Solomon Islands	4.44	0.24	0.00	0.51	0.03	0.00	0.04	0.00	0.00	1.97	0.02	0.00	5.43	0.09	0.00	8.56	0.57	0.10	1.26	0.06	0.01	0.42	5.77	0.00	0.00	669	22	32	723		
South Africa	2.23	0.09	0.09	1.60	0.06	0.06	0.03	0.00	0.00	13.90	0.30	0.13	36.01	0.58	0.25	55.67	2.26	2.20	21.38	0.81	1.44	1.57	15.63	8.64	52.42	1027	98	130	1255		
Spain	17.25	2.42	2.93	5.00	0.70	0.85	3.75	0.53	0.64	34.90	2.59	2.23	12.37	1.21	1.22	234.11	32.24	38.60	43.28	5.50	7.32	15.68	102.71	11.73	25.00	1802	321	338	2461		
Sri Lanka	1.82	0.15	0.06	0.43	0.04	0.01	0.01	0.00	0.00	3.08	0.07	0.03	8.85	0.17	0.06	57.24	4.96	1.95	10.43	0.26	0.51	1.18	18.35	1.59	14.30	979	162	114	1256		
Sudan	3.95	1.01	0.01	3.08	0.79	0.01	0.01	0.00	0.00	11.16	0.63	0.01	14.60	0.79	0.02	205.42	52.49	59.10	10.66	1.04	0.07	4.44	7.23	2.81	25.29	1484	204	47	1736		
Suriname	2.16	0.28	0.13	1.88	0.25	0.11	0.05	0.01	0.00	3.70	0.67	0.35	8.76	1.65	0.84	74.31	8.25	4.85	12.19	3.11	1.53	2.46	32.68	6.37	57.35	1009	141	197	1347		
Swaziland	2.28	0.36	0.01	2.78	0.44	0.01	0.14	0.02	0.00	7.60	0.38	0.01	22.55	1.05	0.03	88.15	10.47	1.42	11.65	0.63	0.39	0.87	13.39	2.24	20.13	1147	195	55	1398		
Sweden	11.33	0.36	1.94	9.83	0.31	1.68	7.24	0.23	1.24	4.23	0.13	0.38	3.92	0.10	0.57	187.33	6.45	31.15	17.48	0.17	3.70	15.34	139.88	12.23	30.48	1038	80	310	1428		
Switzerland	7.67	0.55	1.00	9.78	0.70	1.28	0.21	0.01	0.03	2.53	0.11	0.23	14.55	0.59	1.46	100.35	7.41	13.13	13.66	0.62	2.43	26.96	228.99	8.57	22.27	1035	114	379	1528		
Syria	27.10	3.60	4.38	25.51	3.39	4.12	0.00	0.00	0.00	25.57	0.86	0.59	30.24	0.87	0.74	331.86	43.95	53.47	67.43	10.44	12.41	1.64	23.45	8.46	72.18	1458	387	262	2107		
Tajikistan	0.00	0.00	0.00	8.72	5.26	0.33	0.00	0.00	0.00	19.52	1.03	0.07	41.13	2.41	0.16	401.76	242.15	15.17	2.51	4.03	0.62	4.43	75.39	7.10	63.86	1717	474	196	2387		
Tanzania	2.87	0.25	0.01	1.45	0.13	0.00	0.02	0.00	0.00	14.64	0.24	0.00	20.88	0.28	0.00	42.16	3.67	0.10	4.92	0.12	0.06	0.16	2.31	1.52	13.66	966	35	25	1026		
Thailand	2.76	0.19	0.22	1.09	0.07	0.09	0.04	0.00	0.00	37.69	1.03	0.80	12.24	0.20	0.10	36.86	2.61	2.90	37.42	1.84	2.30	2.88	40.08	4.35	39.15	1088	165	154	1407		
Togo	2.91	0.14	0.01	0.22	0.01	0.00	0.03	0.00	0.00	3.62	0.07	0.00	6.89	0.10	0.00	11.31	0.68	0.21	5.14	0.07	0.07	0.24	2.84	1.68	15.10	940	18	32	990		
Trinidad and Tobago	24.64	1.78	1.23	4.41	0.32	0.22	0.06	0.00	0.00	1.41	0.05	0.02	8.22	0.31	0.21	362.32	27.87	25.47	5.63	0.60	0.90	4.67	47.02	16.20	141.73	1308	110	298	1716		
Tunisia	2.52	0.41	0.22	4.89	0.79	0.42	0.00	0.00	0.00	24.18	1.83	1.12	24.14	0.13	1.11	125.51	20.00	10.92	20.81	3.77	1.84	2.14	21.10	3.85	23.22	1804	268	144	2217		
Turkey	0.93	0.12	0.10	9.15	1.17	1.03	0.00	0.00	0.00	25.37	1.34	0.55	7.61	0.36	0.25	115.32	14.68	12.94	38.69	3.92	4.13	5.43	64.15	8.32	54.40	1150	253	239	1642		
Turkmenistan	10.19	5.45	0.01	7.40	3.96	0.01	0.00	0.00	0.00	32.70	3.73	0.01	7.08	0.94	0.00	205.30	109.56	0.27	37.24	25.00	0.34	1.67	14.68	9.24	83.17	1424	740	110	2274		
Uganda	4.59	0.25	0.00	0.03	0.00	0.00	0.00	0.00	0.00	2.97	0.08	0.00	10.30	0.24	0.00	39.34	2.19	0.02	4.72	0.09	0.01	0.22	3.63	0.52	4.69	1055	11	13	1079		
UK	8.86	0.49	1.40	7.57	0.42	1.20	0.02	0.00	0.00	3.04	0.16	0.22	7.49	0.33	0.83	113.71</															

Appendix VIII. The water footprint of national consumption per capita, shown by major consumption category and by internal and external component (m³/yr/cap)

Period 1996 - 2005

Country	Population (thousands)	Water footprint of consumption of agricultural products						Water footprint of consumption of industrial products				Water footprint of domestic water consumption		Total water footprint of national consumption									
		Internal			External			Internal		External				Internal			External			Total			
		Green	Blue	Grey	Green	Blue	Grey	Blue	Grey	Blue	Grey	blue	grey	Green	Blue	Grey	Green	Blue	Grey	Green	Blue	Grey	Total
Albania	3085	602.2	88.9	36.5	492.7	77.4	39.5	2.6	48.2	1.3	17.0	14.9	134.2	602.2	106.4	218.9	492.7	78.7	56.4	1094.9	185.0	275.3	1555
Algeria	30767	634.6	88.8	9.6	700.6	50.6	59.7	0.7	6.4	0.6	6.1	4.3	27.7	634.6	93.8	43.6	700.6	51.2	65.7	1335.2	145.0	109.4	1589
Angola	14610	798.4	13.6	2.4	108.4	14.6	13.1	0.1	0.9	0.1	1.2	0.5	4.9	798.4	14.2	8.2	108.4	14.7	14.3	906.8	28.9	22.6	958
Antigua and Barbuda	77.4	391.2	1.0	0.0	828.0	87.8	74.8	0.5	9.2	13.1	123.7	3.9	34.9	391.2	5.3	44.0	828.0	100.9	198.5	1219.2	106.2	242.6	1568
Argentina	37060	1288.3	87.9	45.4	35.0	3.9	3.0	3.1	33.9	1.7	17.7	13.2	73.5	1288.3	104.3	152.8	35.0	5.6	20.7	1323.4	109.9	173.5	1607
Armenia	3090	516.3	105.6	26.7	450.2	40.7	41.0	1.6	19.4	1.1	17.8	27.3	191.0	516.3	134.6	237.1	450.2	41.8	58.8	966.5	176.4	295.8	1439
Australia	19320	1716.9	172.0	80.9	136.3	12.0	10.1	4.6	10.4	9.4	104.2	18.2	39.5	1716.9	194.9	130.7	136.3	21.5	114.3	1853.3	216.3	245.0	2315
Austria	8057	396.3	2.0	52.4	738.1	64.2	81.0	5.1	8.0	18.3	190.5	9.2	32.5	396.3	16.2	92.9	738.1	82.5	271.5	1134.4	98.7	364.4	1598
Azerbaijan	8155	510.0	160.2	17.5	310.6	25.1	9.1	10.1	132.1	0.9	14.2	6.4	48.6	510.0	176.6	198.3	310.6	26.0	23.3	820.6	202.6	221.6	1245
Bahamas	306	200.8	0.0	0.0	1348.9	140.1	136.7	0.0	0.0	27.3	279.2	0.0	0.0	200.8	0.0	0.0	1348.9	167.4	415.8	1549.7	167.4	415.8	2133
Bangladesh	141967	477.9	54.4	72.9	98.1	22.4	11.2	0.1	1.4	0.1	1.8	2.8	25.5	477.9	57.3	99.8	98.1	22.5	13.0	576.0	79.8	112.8	769
Barbados	253	553.0	1.4	24.9	941.3	108.3	120.5	6.6	123.8	9.0	82.4	11.9	106.7	553.0	19.9	255.5	941.3	117.3	202.9	1494.2	137.2	458.4	2090
Belarus	10030	1091.2	7.5	199.3	215.8	37.4	10.8	5.3	4.6	6.8	113.1	6.5	19.5	1091.2	19.3	223.4	215.8	44.2	123.8	1306.9	63.5	347.2	1718
Belgium	10401	34.5	0.1	10.0	1181.2	92.6	97.3	14.4	112.1	27.9	283.4	7.1	26.9	34.5	21.7	148.9	1181.2	120.5	380.7	1215.7	142.2	529.6	1888
Belize	255	1154.7	16.3	246.6	120.9	34.2	25.7	19.1	306.5	4.3	45.3	3.9	32.8	1154.7	39.2	585.9	120.9	38.5	71.0	1275.7	77.8	656.9	2010
Benin	6820	1020.2	1.0	5.2	67.3	20.0	8.6	0.2	3.9	0.3	3.3	0.6	5.4	1020.2	1.9	14.5	67.3	20.3	11.9	1087.5	22.1	26.5	1136
Bermuda	63.0	6.8	2.0	4.8	1706.9	150.1	128.5	0.0	0.0	80.1	916.2	0.0	0.0	6.8	2.0	4.8	1706.9	230.2	1044.7	1713.7	232.1	1049.5	2995
Bolivia	8409	3063.9	44.8	7.9	295.9	14.8	11.6	0.5	5.8	0.5	4.6	2.1	15.4	3063.9	47.4	29.2	295.9	15.3	16.2	3359.9	62.7	45.3	3468
Bosnia and Herzegovina	3632	659.0	4.7	33.2	408.2	24.3	63.0	0.0	0.0	4.5	59.3	0.0	0.0	659.0	4.7	33.2	408.2	28.8	122.2	1067.3	33.4	155.5	1256
Botswana	1726	1202.0	8.5	0.0	561.7	179.4	34.3	0.7	13.7	0.4	4.6	4.6	41.2	1202.0	13.9	54.9	561.7	179.8	38.9	1763.7	193.7	93.8	2051
Brazil	175308	1644.8	48.5	55.4	159.6	11.8	6.1	2.4	33.5	0.8	8.7	6.9	48.6	1644.8	57.7	137.5	159.6	12.7	14.8	1804.4	70.4	152.3	2027
Brunei Darussalam	337	25.0	0.0	0.0	2796.4	327.3	169.2	0.0	0.0	6.8	95.3	0.0	0.0	25.0	0.0	0.0	2796.4	334.1	264.5	2821.9	334.1	264.5	3421
Bulgaria	7988	1478.9	7.5	124.7	330.3	45.2	19.7	13.7	139.6	2.3	32.5	13.8	88.5	1478.9	35.1	352.7	330.3	47.6	52.2	1809.2	82.6	405.0	2297
Burkina Faso	11950	1600.1	15.8	20.2	37.4	14.4	4.0	0.0	0.5	0.1	1.7	0.9	7.8	1600.1	16.7	28.5	37.4	14.6	5.7	1637.5	31.2	34.2	1703
Burundi	6652	677.3	14.1	0.8	13.2	1.2	1.3	0.1	2.4	0.1	0.7	0.7	6.6	677.3	15.0	9.8	13.2	1.3	2.0	690.5	16.3	11.8	719
Cambodia	12834	955.7	53.6	2.1	47.7	8.0	4.2	0.0	0.2	0.2	1.4	0.5	4.2	955.7	54.1	6.5	47.7	8.3	5.6	1003.5	62.4	12.1	1078
Cameroon	16081	1144.8	9.2	8.5	37.5	21.0	6.8	0.2	3.3	0.2	2.2	1.1	10.1	1144.8	10.5	21.9	37.5	21.2	9.1	1182.3	31.7	31.0	1245
Canada	30889	1345.1	24.9	172.4	254.9	60.5	30.8	25.7	140.8	13.3	122.8	29.1	112.9	1345.1	79.7	426.1	254.9	73.8	153.6	1600.0	153.6	579.7	2333
Cape Verde	443	599.3	22.5	0.0	495.1	63.8	46.6	0.0	0.8	1.2	11.2	0.4	3.3	599.3	22.9	4.1	495.1	65.0	57.8	1094.4	87.9	61.8	1244
Central African Republic	3772	1147.8	18.8	0.0	14.4	2.9	3.0	0.0	0.5	0.0	0.2	0.5	4.8	1147.8	19.3	5.3	14.4	2.9	3.3	1162.3	22.2	8.6	1193
Chad	8614	1425.0	19.9	0.0	7.7	2.6	1.4	0.0	0.0	0.1	0.5	0.5	4.2	1425.0	20.3	4.2	7.7	2.6	1.9	1432.7	23.0	6.1	1462
Chile	15492	451.5	135.6	122.3	327.3	18.0	16.9	6.0	20.1	2.1	21.6	9.2	24.1	451.5	150.8	166.5	327.3	20.0	38.5	778.8	170.8	205.0	1155
China	1277208	614.3	98.5	170.0	86.2	10.9	5.3	2.5	31.7	0.3	4.2	5.3	41.9	614.3	106.3	243.7	86.2	11.2	9.4	700.5	117.5	253.1	1071
Colombia	40094	894.5	34.1	30.5	227.0	17.8	19.9	0.4	7.3	0.8	8.1	13.4	121.0	894.5	48.0	158.8	227.0	18.7	28.0	1121.5	66.6	186.8	1375
Comoros	710	1107.4	2.2	0.0	102.1	84.6	18.2	0.0	0.6	0.3	2.9	0.7	6.1	1107.4	2.9	6.7	102.1	84.9	21.1	1209.5	87.9	27.8	1325
Congo, Dem Republic	52053	529.8	1.7	0.3	10.2	3.4	2.6	0.0	0.4	0.0	0.1	0.4	3.3	529.8	2.1	4.0	10.2	3.4	2.7	540.0	5.4	6.6	552
Congo, Republic	3096	506.6	6.5	1.0	191.3	47.7	21.4	0.0	0.3	0.1	0.9	1.0	9.3	506.6	7.5	10.6	191.3	47.9	22.3	697.9	55.4	32.9	786
Costa Rica	3963	687.7	37.4	43.1	348.5	47.1	42.6	3.1	57.0	2.7	24.3	19.9	176.9	687.7	60.5	277.0	348.5	49.8	66.9	1036.2	110.3	343.9	1490
Côte d'Ivoire	17422	1158.5	6.7	15.0	45.5	36.3	12.1	0.3	4.8	0.3	3.5	1.3	11.4	1158.5	8.2	31.1	45.5	36.6	15.6	1204.0	44.8	46.7	1295
Croatia	4521	892.7	0.6	136.0	462.3	28.6	49.7	0.5	6.9	8.1	102.4	0.0	0.0	892.7	1.1	143.0	462.3	36.6	152.1	1355.0	37.7	295.0	1688
Cuba	11091	1189.6	74.9	41.4	175.2	11.7	26.7	4.2	48.6	0.8	10.3	14.1	89.6	1189.6	93.1	179.6	175.2	12.6	37.0	1364.9	105.7	216.6	1687
Cyprus	791	364.4	220.6	27.6	1317.9	106.7	96.7	0.2	2.4	13.3	166.1	8.5	61.0	364.4	229.3	91.0	1317.9	120.0	262.8	1682.3	349.3	353.8	2385
Czech Republic	10228	818.6	1.0	149.2	418.2	56.2	40.8	3.9	15.0	8.3	90.1	10.3	39.1	818.6	15.2	203.2	418.2	64.5	130.9	1236.7	79.7	334.2	1651
Denmark	5340	512.7	3.7	75.3	709.4	66.4	58.9	1.9	4.6	15.8	161.0	7.7	17.3	512.7	13.3	97.1	709.4	82.2	219.9	1222.1	95.5	317.0	1635
Dominica	68.1	2169.8	0.0	23.9	361.8	80.1	45.6	0.0	0.0	3.5	31.8	0.0	0.0	2169.8	0.0	23.9	361.8	83.5	77.4	2531.7	83.5	101.3	2716
Dominican Republic	8901	740.4	92.8	0.0	366.6	23.7	44.2	0.2	4.0	1.5	13.8	12.2	101.9	740.4	105.3	105.9	366.6	25.2	57.9	1107.0	130.5	163.8	1401
East Timor	868	1748.0	43.0	0.0	48.1	10.6	13.6	0.0	0.0	0.0	0.0	0.0	0.0	1748.0	43.0	0.0	48.1	10.6	13.6	1796.1	53.6	13.6	1863
Ecuador	12368	1388.6	116.4	40.3	199.2	10.8	16.1	2.7	50.3	1.0	9.9	17.1	154.3	1388.6	136.3	244.8	199.2	11.8	26.0	1587.9	148.0	270.9	2007
Egypt	70958	150.8	496.7	189.5	333.8	19.6	22.7	2.4	44.6	0.5	5.8	7.5	67.2	150.8	506.6	301.3	333.8	20.1	28.5	484.5	526.7	329.8	1341
El Salvador	5945	578.9	7.1	45.5	249.3	36.1	25.2	1.2	21.4	1.2	12.7	5.4	48.4	578.9	13.6	115.4	249.3	37.4	37.9	828.2	51.0	153.3	1032
Eritrea	3787	533.1	1.9	0.5	494.1	27.0	22.0	0.0	0.2	0.2	1.9	0.8	7.4	533.1	2.7	8.1	494.1	27.1	23.8	1027.2	29.8	31.9	1089
Estonia	1373	712.5	0.2	77.8	601.9	139.0	35.0	1.2	4.3	9.5	103.4	6.6	28.2	712.5	8.0	110.4	601.9	148.5	138.4	1314.4	156.5	248.8	1720
Ethiopia	66512	1107.7	22.7	5.0	20.4	1.8	3.1	0.0	0.3	0.1	1.0	0.5	4.5	1107.7	23.3	9.8	20.4	1.8	4.2	1128.1	25.1	14.0	1167
Fiji Islands	804	1195.0	1.0	29.6	415.6	57.1	18.0																

Country	Population (thousands)	Water footprint of consumption of agricultural products						Water footprint of consumption of industrial products				Water footprint of domestic water consumption		Total water footprint of national consumption									
		Internal			External			Internal		External		consumption		Internal			External			Total			
		Green	Blue	Grey	Green	Blue	Grey	Blue	Grey	Blue	Grey	blue	grey	Green	Blue	Grey	Green	Blue	Grey	Green	Blue	Grey	Total
Gabon	1245	1020.4	10.1	6.7	271.1	54.6	30.2	0.1	2.9	0.6	6.1	4.8	43.4	1020.4	15.0	52.9	271.1	55.2	36.2	1291.5	70.2	89.1	1451
Gambia	1325	541.9	1.2	5.4	246.4	52.2	29.4	0.1	2.0	0.2	2.8	0.5	4.8	541.9	1.8	12.2	246.4	52.4	32.2	788.2	54.2	44.4	887
Georgia	4720	1219.7	76.2	42.6	587.4	34.2	29.4	5.6	102.5	1.1	16.3	15.3	137.3	1219.7	97.0	282.3	587.4	35.3	45.7	1807.1	132.3	328.0	2267
Germany	82139	311.4	1.0	85.9	741.9	56.9	62.3	9.9	10.4	10.3	109.4	7.1	19.9	311.4	18.0	116.2	741.9	67.2	171.6	1053.3	85.1	287.8	1426
Ghana	19785	1091.4	1.9	4.8	57.7	20.6	9.7	0.2	3.8	0.4	4.6	1.2	10.7	1091.4	3.3	19.3	57.7	21.0	14.2	1149.0	24.3	33.5	1207
Greece	10937	890.9	206.0	88.0	761.1	96.4	78.2	1.0	2.7	11.0	139.9	11.6	51.4	890.9	218.6	142.1	761.1	107.4	218.0	1652.0	326.0	360.1	2338
Grenada	102	1267.2	2.2	0.0	636.9	90.1	113.7	0.0	0.0	4.4	39.6	0.0	0.0	1267.2	2.2	0.0	636.9	94.5	153.3	1904.1	96.7	153.3	2154
Guatemala	11412	713.0	13.0	50.3	136.1	17.7	19.8	0.9	10.1	1.1	11.2	1.1	8.4	713.0	15.0	68.8	136.1	18.8	31.0	849.0	33.8	99.8	983
Guinea	8463	1492.8	5.1	2.5	52.7	26.3	10.2	0.1	1.4	0.1	1.3	1.4	12.4	1492.1	6.6	16.3	52.7	26.4	11.4	1544.9	33.0	27.7	1606
Guinea-Bissau	1326	1028.8	63.1	0.0	31.2	40.0	11.1	0.2	4.1	0.1	1.6	1.7	15.6	1028.8	65.0	19.7	31.2	40.2	12.7	1060.0	105.2	32.4	1198
Guyana	759	1046.5	96.6	114.9	165.2	22.1	39.6	0.5	9.1	1.3	13.1	4.0	35.6	1046.5	101.0	159.6	165.2	23.4	52.7	1211.7	124.5	212.2	1548
Haiti	8719	780.9	25.8	0.0	141.0	49.8	23.9	0.0	0.8	0.2	1.7	0.6	5.2	780.9	26.4	6.0	141.0	49.9	25.6	921.9	76.3	31.6	1030
Honduras	6299	913.5	18.0	55.6	123.3	27.4	16.1	0.3	5.8	0.7	5.8	1.1	10.0	913.5	19.4	71.4	123.3	28.0	21.9	1036.7	47.4	93.3	1177
Hungary	10200	1547.2	7.2	200.0	369.2	37.6	24.5	10.3	66.2	6.6	73.9	7.0	37.3	1547.2	24.5	303.5	369.2	41.2	98.4	1916.3	65.7	401.8	2384
Iceland	282	14.5	0.0	5.8	1468.9	82.3	88.1	14.0	114.3	20.0	207.4	17.7	75.7	14.5	31.7	195.9	1468.9	102.3	295.5	1483.4	133.9	491.4	2109
India	1051290	685.5	210.5	91.6	22.4	2.1	1.8	1.2	22.7	0.1	1.2	5.0	44.7	685.5	216.7	159.0	22.4	2.2	3.0	707.9	218.9	162.0	1089
Indonesia	206706	854.8	45.5	77.1	77.8	24.0	7.5	0.1	1.4	0.3	3.3	3.2	28.5	854.8	48.8	107.0	77.8	24.3	10.8	932.7	73.1	117.7	1124
Iran	67158	749.4	558.3	122.9	289.5	20.1	14.9	0.6	9.6	0.6	8.2	9.2	83.1	749.4	568.1	215.6	289.5	20.7	23.2	1038.9	588.8	238.7	1866
Ireland	3869	278.8	0.1	37.7	660.8	90.9	65.5	2.9	11.9	8.1	107.7	6.7	30.3	278.8	9.7	79.9	660.8	99.0	173.2	939.6	108.7	253.2	1301
Israel	6134	207.4	134.2	54.3	1583.1	98.9	89.1	0.6	1.3	9.3	97.0	10.3	17.2	207.4	145.2	72.9	1583.1	108.1	186.1	1790.5	253.3	259.0	2303
Italy	57521	629.3	43.9	94.2	1091.2	117.0	82.4	8.7	47.7	9.1	97.8	14.0	67.7	629.3	66.7	209.5	1091.2	126.1	180.3	1720.5	192.7	389.8	2303
Jamaica	2578	838.5	17.3	16.2	585.7	63.8	75.7	1.0	18.8	2.5	22.3	5.4	48.9	838.5	23.8	83.9	585.7	66.2	98.0	1424.2	90.0	181.9	1696
Japan	126741	176.6	11.0	16.6	832.8	54.7	83.0	4.6	26.8	7.0	82.9	13.7	69.5	176.6	29.3	112.9	832.8	61.7	165.8	1009.4	91.0	278.7	1379
Jordan	4956	112.5	75.8	10.1	1126.3	163.8	103.7	0.3	2.3	3.5	42.4	5.9	31.4	112.5	82.0	43.8	1126.3	167.3	146.2	1238.8	249.3	189.9	1678
Kazakhstan	15160	1710.6	344.2	16.5	81.1	16.4	13.0	7.4	124.1	1.5	22.6	3.9	35.0	1710.6	355.5	175.7	81.1	17.9	35.6	1791.7	373.4	211.3	2376
Kenya	31935	875.1	9.3	8.5	155.8	23.3	8.7	0.1	2.4	0.2	3.2	1.5	13.1	875.1	10.9	24.1	155.8	23.6	11.9	1031.0	34.4	35.9	1101
Kiribati	85.0	2341.6	0.0	0.0	314.7	148.2	48.0	0.0	0.0	0.5	6.2	0.0	0.0	2341.6	0.0	0.0	314.7	148.8	54.1	2656.3	148.8	54.1	2859
Korea, Dem People's Rep	22867	542.5	58.1	0.0	91.0	16.7	14.6	4.2	79.2	0.2	3.7	7.8	70.5	542.5	70.1	149.6	91.0	17.0	18.2	633.4	87.1	167.9	888
Korea, Republic	46443	252.4	9.8	24.3	1032.7	79.7	91.9	1.9	6.6	5.7	62.4	14.3	47.7	252.4	25.9	78.6	1032.7	85.4	154.2	1285.2	111.3	232.8	1629
Kuwait	2252	6.6	22.9	6.4	1412.9	246.0	138.2	0.2	4.3	4.9	51.9	17.8	160.1	6.6	40.9	170.8	1412.9	251.0	190.2	1419.5	291.9	361.0	2072
Kyrgyzstan	4962	495.4	240.8	14.4	593.5	26.9	16.8	2.4	32.3	1.0	17.0	6.4	52.5	495.4	249.7	99.1	593.5	27.9	33.8	1088.9	277.6	132.9	1499
Laos	5432	891.0	64.2	0.2	27.3	3.9	2.4	1.2	21.5	0.3	5.4	2.4	21.5	891.0	67.8	43.2	27.3	4.3	7.9	918.3	72.1	51.1	1041
Latvia	2369	1036.6	0.2	107.3	289.9	39.6	24.5	1.7	9.8	15.9	231.5	6.8	33.0	1036.6	8.6	150.2	289.9	55.5	256.0	1326.5	64.1	406.2	1797
Lebanon	3817	303.4	174.8	33.7	1245.0	142.7	76.7	1.8	11.0	5.4	69.4	10.0	37.7	303.4	186.6	82.3	1245.0	148.0	146.2	1548.4	334.7	228.5	2112
Lesotho	1890	1533.5	2.9	0.7	40.2	32.8	11.0	0.3	5.3	0.2	2.1	1.1	9.5	1533.5	4.2	15.5	40.2	33.0	13.1	1573.7	37.2	28.7	1640
Liberia	2790	1064.7	1.2	0.0	64.8	30.5	22.6	0.3	5.8	2.7	31.2	1.1	9.7	1064.7	2.6	15.4	64.8	33.2	53.8	1129.5	35.8	69.3	1235
Libya	5412	301.2	271.7	16.1	981.3	226.7	105.1	0.6	11.4	1.0	10.5	11.3	101.4	301.2	283.6	129.0	981.3	227.7	115.6	1282.5	511.3	244.5	2038
Lithuania	3501	1048.4	0.3	28.5	218.3	39.2	27.5	0.4	1.8	8.5	108.4	6.0	28.7	1048.4	6.7	58.9	218.3	47.7	135.9	1266.7	54.4	194.8	1516
Luxembourg	451	508.9	0.0	101.1	1432.2	68.0	87.3	1.6	1.7	28.3	272.2	5.6	7.3	508.9	7.2	110.2	1432.2	96.3	359.5	1941.2	103.5	469.6	2514
Macedonia	2011	602.2	35.5	42.4	382.7	38.5	30.7	3.4	46.8	4.5	57.3	10.7	93.2	602.2	49.6	182.4	382.7	43.0	88.0	984.8	92.6	270.4	1348
Madagascar	15529	1329.4	145.1	2.7	36.2	16.0	4.8	0.6	11.7	0.2	2.4	2.7	24.3	1329.4	148.4	38.7	36.2	16.2	7.2	1365.6	164.6	45.9	1576
Malawi	12006	804.1	12.4	45.0	48.4	3.0	5.2	0.2	3.7	0.1	1.7	1.2	11.2	804.1	13.8	59.9	48.4	3.1	6.9	852.6	17.0	66.8	936
Malaysia	23458	1240.6	49.0	57.1	503.3	93.9	56.7	1.0	13.2	2.4	21.4	6.5	58.3	1240.6	56.5	128.6	503.3	96.3	78.1	1743.9	152.8	206.7	2103
Maldives	274	221.8	4.2	8.7	813.5	160.8	89.0	0.0	0.0	3.4	51.6	1.1	6.9	221.8	5.3	15.6	813.5	164.2	140.6	1035.3	169.5	156.2	1361
Mali	10701	1769.6	139.8	0.0	54.8	10.9	5.7	0.3	4.8	0.2	2.5	5.5	49.6	1769.6	145.6	54.5	54.8	11.1	8.2	1824.4	156.7	62.7	2044
Malta	391	74.1	9.8	7.0	1600.7	176.4	130.0	0.0	0.6	10.2	115.7	10.2	81.0	74.1	20.1	88.6	1600.7	186.6	245.7	1674.8	206.7	334.3	2216
Mauritania	2648	1262.0	78.1	0.0	1036.8	84.6	30.4	0.6	11.1	0.4	4.5	5.7	51.0	1262.0	84.4	62.1	1036.8	85.0	34.9	2298.8	169.4	96.9	2565
Mauritius	1200	371.9	8.4	3.3	1238.9	215.3	103.8	0.6	6.9	3.9	46.5	17.8	143.4	371.9	26.8	153.6	1238.9	219.2	150.3	1610.8	246.0	303.9	2161
Mexico	99810	840.0	86.7	88.1	661.1	84.9	59.6	1.3	16.8	3.6	31.8	13.6	90.4	840.0	101.7	195.3	661.1	88.5	91.4	1501.1	190.2	286.7	1978
Moldova	4051	983.2	90.0	29.6	55.7	13.2	4.7	10.5	72.9	1.5	24.3	5.4	35.8	983.2	105.9	138.3	55.7	14.8	29.0	1038.9	120.7	167.2	1327
Mongolia	2409	1316.3	35.5	30.2	2207.8	53.6	52.7	1.4	23.2	1.1	15.4	3.7	33.6	1316.3	40.7	87.0	2207.8	54.6	68.1	3524.1	95.3	155.2	3775
Morocco	28962	981.3	166.4	45.8	424.2	36.7	29.6	0.4	1.6	1.0	11.5	4.2	21.9	981.3	171.1	69.2	424.2	37.7	41.2	1405.5	208.8	110.4	1725
Mozambique	18561	1022.6	7.9	6.2	61.8	9.3	6.6	0.0	0.3	0.1	0.7	0.4	3.4	1022.6	8.3	9.9	61.8	9.3	7.2	1084.4	17.6	17.2	1119
Myanmar	46627	1124.8	41.2	17.5	18.0	1.1	1.2	0.1	2.3	0.1	1.8	0.9	7.9	1124.8	42.2	27							

Country	Population (thousands)	Water footprint of consumption of agricultural products						Water footprint of consumption of industrial products				Water footprint of domestic water consumption		Total water footprint of national consumption									
		Internal			External			Internal		External		consumption		Internal			External			Total			
		Green	Blue	Grey	Green	Blue	Grey	Blue	Grey	Blue	Grey	blue	grey	Green	Blue	Grey	Green	Blue	Grey	Green	Blue	Grey	Total
Niger	11272	3351.9	63.7	4.9	59.1	22.6	7.4	0.0	0.4	0.1	0.5	0.8	7.2	3351.9	64.5	12.6	59.1	22.6	7.9	3411.0	87.1	20.5	3519
Nigeria	126649	1147.3	10.9	5.5	43.9	11.5	7.4	0.1	1.6	0.1	0.7	1.3	12.0	1147.3	12.3	19.1	43.9	11.6	8.1	1191.2	23.9	27.2	1242
Norway	4502	344.7	2.0	12.1	678.8	87.7	55.8	8.5	33.5	13.2	134.7	11.1	40.7	344.7	21.6	86.3	678.8	100.9	190.5	1023.5	122.5	276.8	1423
Occ. Palestinian Terr.	3221	788.8	114.0	0.0	30.1	6.6	39.7	1.1	20.1	0.1	0.8	5.3	48.0	788.8	120.4	68.1	30.1	6.7	40.5	819.0	127.1	108.6	1055
Pakistan	149802	535.5	403.6	136.7	191.7	15.0	8.1	0.8	15.9	0.1	1.8	2.2	19.6	535.5	406.6	172.3	191.7	15.2	10.0	727.2	421.8	182.2	1331
Panama	2979	747.2	18.2	53.3	311.5	32.1	44.1	0.5	3.7	2.5	26.6	18.5	105.5	747.2	37.2	162.5	311.5	34.6	70.7	1058.7	71.8	233.2	1364
Paraguay	5407	1789.1	39.7	45.9	26.1	11.0	4.4	0.3	5.4	1.2	13.9	1.8	15.3	1789.1	41.9	66.6	26.1	12.2	18.3	1815.2	54.1	84.9	1954
Peru	26158	502.4	126.1	55.8	307.8	15.4	21.7	2.8	13.9	0.7	7.5	6.4	27.5	502.4	135.4	97.2	307.8	16.1	29.2	810.2	151.5	126.3	1088
Philippines	78473	994.4	42.8	47.4	133.0	25.7	21.7	1.7	30.7	0.4	5.3	7.5	67.1	994.4	51.9	145.2	133.0	26.2	27.1	1127.3	78.1	172.2	1378
Poland	38408	778.0	1.7	151.8	232.6	36.2	23.6	11.4	80.2	4.0	50.0	5.5	30.4	778.0	18.6	262.4	232.6	40.2	73.6	1010.6	58.8	336.0	1405
Portugal	10278	696.3	147.2	61.0	1157.9	196.9	95.6	4.2	25.7	4.4	46.4	10.5	59.4	696.3	161.9	146.1	1157.9	201.3	141.9	1854.2	363.2	288.1	2505
Romania	22089	1183.2	24.0	58.6	161.5	34.9	17.5	7.7	99.8	2.5	32.8	7.7	58.5	1183.2	39.4	217.0	161.5	37.3	50.3	1344.8	76.7	267.3	1689
Russian Federation	146082	1374.8	43.1	49.7	174.1	38.7	10.5	3.6	59.4	0.4	5.6	9.2	82.6	1374.8	55.9	191.7	174.1	39.1	16.1	1548.9	95.0	207.8	1852
Rwanda	7736	775.2	2.5	0.5	24.4	5.3	6.1	0.1	1.3	0.1	0.9	0.5	4.2	775.2	3.0	6.0	24.4	5.4	7.0	799.6	8.4	13.0	821
Saint Kitts and Nevis	46.4	593.4	0.2	1.2	706.7	116.7	86.4	0.0	0.0	11.2	115.9	0.0	0.0	593.4	0.2	1.2	706.7	127.9	202.3	1300.1	128.1	203.5	1632
Saint Lucia	158	56.4	0.1	0.0	1145.2	110.7	122.8	0.0	0.0	4.4	40.1	7.9	71.4	56.4	8.0	71.4	1145.2	115.1	162.9	1201.6	123.2	234.4	1559
Saint Vincent/Grenadines	108	878.8	0.0	0.0	594.5	94.1	92.5	0.0	0.0	2.8	26.7	0.0	0.0	878.8	0.0	0.0	594.5	96.9	119.1	1473.3	96.9	119.1	1689
Samoa	176	1811.4	0.0	0.5	168.3	63.2	24.9	0.0	0.0	1.2	13.1	0.0	0.0	1811.4	0.0	0.5	168.3	64.3	37.9	1979.7	64.3	38.4	2082
Sao Tome and Principe	142	1459.9	0.7	0.0	155.8	59.0	48.0	0.0	0.0	0.4	3.9	0.0	0.0	1459.9	0.7	0.0	155.8	59.5	52.0	1615.8	60.2	52.0	1728
Saudi Arabia	21114	126.3	332.4	52.8	1004.9	101.8	89.7	0.8	14.3	2.3	23.0	10.1	90.8	126.3	343.4	157.9	1004.9	104.1	112.7	1131.2	447.5	270.6	1849
Senegal	10055	757.9	32.0	4.9	264.7	53.5	19.9	0.3	3.6	0.4	5.0	1.0	7.9	757.9	33.2	16.5	264.7	53.9	24.9	1022.6	87.1	41.3	1151
Serbia and Montenegro	10730	1224.5	10.8	98.4	107.5	25.7	10.7	40.4	764.3	2.2	32.6	7.3	65.4	1224.5	58.5	928.1	107.5	27.9	43.3	1332.1	86.3	971.3	2390
Seychelles	80.6	657.7	39.0	0.2	1010.5	146.8	91.1	2.0	37.1	8.3	99.9	9.9	89.3	657.7	50.8	126.6	1010.5	155.1	191.0	1668.1	205.9	317.6	2192
Sierra Leone	4408	1132.2	11.0	0.0	248.5	22.8	15.4	0.1	1.5	0.1	1.5	0.5	4.1	1132.2	11.5	5.5	248.5	22.9	16.9	1380.7	34.4	22.5	1438
Slovakia	5377	704.2	11.0	75.7	310.0	44.4	32.8	2.8	17.0	7.2	73.6	8.0	48.7	704.2	21.8	141.3	310.0	51.6	106.4	1014.3	73.4	247.7	1335
Slovenia	1987	373.8	0.5	205.2	971.8	65.8	93.6	9.4	79.1	11.5	124.2	10.1	67.5	373.8	20.0	351.8	971.8	77.2	217.7	1345.6	97.2	569.5	2012
Solomon Islands	422	530.2	0.0	0.0	138.8	21.5	26.0	0.0	0.0	0.4	5.8	0.0	0.0	530.2	0.0	0.0	138.8	22.0	31.8	668.9	22.0	31.8	723
South Africa	45184	786.8	76.7	49.9	240.5	10.7	12.5	0.5	4.1	1.1	11.6	8.6	52.4	786.8	85.8	106.3	240.5	11.8	24.1	1027.3	97.6	130.4	1255
Spain	40841	1004.9	214.5	142.2	797.3	79.3	68.1	6.0	0.0	9.7	102.7	11.7	25.0	1004.9	232.2	167.1	797.3	88.9	170.8	1802.1	321.2	338.0	2461
Sri Lanka	18884	771.5	105.6	54.9	207.7	53.8	26.7	0.5	9.2	0.6	9.2	1.6	14.3	771.5	107.7	78.4	207.7	54.5	35.9	979.3	162.2	114.2	1256
Sudan	35225	1428.1	196.3	10.2	56.4	4.6	4.4	0.3	5.0	0.2	2.3	2.8	25.3	1428.1	199.4	40.4	56.4	4.8	6.7	1484.5	204.1	47.1	1736
Suriname	471	749.1	114.7	79.1	260.3	17.0	27.8	1.0	18.9	1.4	13.8	6.4	57.3	749.1	122.1	155.4	260.3	18.5	41.6	1009.4	140.6	196.9	1347
Swaziland	1073	491.4	46.4	0.0	655.7	146.0	21.5	0.5	8.6	0.4	4.8	2.2	20.1	491.4	49.1	28.7	655.7	146.4	26.4	1147.0	195.5	55.0	1398
Sweden	8912	535.5	1.5	85.7	502.7	50.9	53.5	4.4	13.3	11.0	126.6	12.2	30.5	535.5	18.2	129.5	502.7	61.9	180.1	1038.1	80.0	309.6	1428
Switzerland	7233	183.6	0.1	45.2	851.4	78.8	82.6	6.9	4.4	20.1	224.6	8.6	22.3	183.6	15.5	71.9	851.4	98.8	307.1	1035.0	114.4	379.0	1528
Syria	16860	1187.6	338.9	148.7	270.8	38.1	17.4	1.0	15.5	0.6	7.9	8.5	72.2	1187.6	348.4	236.4	270.8	38.7	25.3	1458.5	387.0	261.7	2107
Tajikistan	6201	647.8	447.7	47.8	1069.1	14.8	9.2	3.8	66.0	0.6	9.4	7.1	63.9	647.8	458.6	177.7	1069.1	15.4	18.6	1716.8	474.0	196.2	2387
Tanzania	34719	913.4	23.0	4.3	52.9	9.9	5.0	0.0	0.6	0.1	1.7	1.5	13.7	913.4	24.6	18.5	52.9	10.0	6.7	966.3	34.6	25.3	1026
Thailand	62969	939.0	134.5	64.3	148.8	23.5	10.9	1.2	20.3	1.7	19.8	4.3	39.1	939.0	140.1	123.7	148.8	25.1	30.7	1087.8	165.2	154.4	1407
Togo	5304	845.6	1.1	5.1	94.5	15.0	8.9	0.0	0.4	0.2	2.4	1.7	15.1	845.6	2.9	20.7	94.5	15.2	11.3	940.0	18.0	32.0	990
Trinidad and Tobago	1297	83.4	0.1	0.4	1224.9	89.0	108.5	1.3	16.9	3.4	30.1	16.2	141.7	83.4	17.6	159.0	1224.9	92.4	138.7	1308.3	110.0	297.7	1716
Tunisia	9483	1299.7	126.7	42.3	504.7	135.5	57.8	0.3	3.2	1.8	17.9	3.8	23.2	1299.7	130.9	68.7	504.7	137.3	75.7	1804.4	268.2	144.4	2217
Turkey	66849	933.8	167.9	103.3	216.0	71.2	17.4	2.4	24.6	3.0	39.5	8.3	54.4	933.8	178.6	182.3	216.0	74.2	57.0	1149.9	252.8	239.3	1642
Turkmenistan	4545	1239.2	719.3	0.1	185.2	9.4	11.6	0.8	7.4	0.9	7.3	9.2	83.2	1239.2	729.3	90.7	185.2	10.3	18.9	1424.4	739.6	109.6	2274
Uganda	24962	1019.2	0.4	1.1	35.9	9.8	3.4	0.1	1.9	0.1	1.8	0.5	4.7	1019.2	1.0	7.7	35.9	10.0	5.2	1055.1	11.0	12.9	1079
UK	59334	243.5	0.9	53.3	672.0	71.9	61.0	4.1	2.0	12.2	129.6	3.5	4.1	243.5	8.6	59.3	672.0	84.1	190.5	915.5	92.7	249.8	1258
Ukraine	48738	1117.6	28.2	62.0	55.9	7.7	4.4	8.8	159.7	2.0	34.8	9.4	84.2	1117.6	46.3	305.9	55.9	9.7	39.2	1173.6	56.0	345.1	1575
United Arab Emirates	3330	412.7	140.1	12.3	1508.5	386.2	185.3	0.6	9.7	25.1	270.2	18.5	166.8	412.7	159.3	188.7	1508.5	411.3	455.5	1921.2	570.6	644.2	3136
Uruguay	3307	1567.4	53.4	39.1	388.7	4.0	11.9	0.5	9.7	2.5	31.0	2.4	21.8	1567.4	56.4	70.6	388.7	6.5	43.0	1956.2	62.9	113.6	2133
USA	288958	1600.4	136.5	223.5	367.9	37.5	31.7	30.9	164.7	11.3	127.0	22.6	88.4	1600.4	190.0	476.6	367.9	48.9	158.7	1968.3	238.9	635.3	2842
Uzbekistan	24896	509.9	346.7	0.0	255.6	3.1	5.8	1.9	35.5	0.5	8.1	11.1	100.1	509.9	359.7	135.7	255.6	3.6	13.9	765.5	363.3	149.5	1278
Vanuatu	194	1264.0	0.0	0.0	45.5	73.9	33.5	0.0	0.0	1.1	13.2	0.0	0.0	1264.0	0.0	0.0	45.5	75.0	46.6	1309.5	75.0	46.6	1431
Venezuela	24640	874.6	48.5	33.2	527.0	22.2	28.7	0.7	12.2	0.9	7.9	15.5	139.2	874.6	64.6	184.5	527.0	23.1	36.6	1401.6	87.7	221.1	1710
Viet Nam	79188	637.7	68.0	94.2	52.4	6.4	4.2	6.1	113.8	0.4	5.4	7.0	63.0										

Appendix IX. The water footprint of national consumption per country (Mm³/yr)

Period 1996 - 2005

Country	Water footprint of consumption of agricultural products						Water footprint of consumption of industrial products						Water footprint of domestic water consumption		Total water footprint of national consumption									Ratio external / total water footprint (%)
	Internal (WF _{cons, nat, int, agr})			External (WF _{cons, nat, ext, agr})			Internal (WF _{cons, nat, int, ind})			External (WF _{cons, nat, ext, ind})					Internal (WF _{cons, nat, int})			External (WF _{cons, nat, ext})			Total (WF _{cons, nat})			
	Green	Blue	Grey	Green	Blue	Grey	Blue	Grey	Blue	Grey	Blue	Grey	blue	grey	Green	Blue	Grey	Green	Blue	Grey	Green	Blue	Grey	
Albania	1857.8	274.1	112.5	2159.8	238.8	121.7	7.9	148.6	3.9	52.4	46.0	414.0	1857.8	328.1	675.2	1519.8	242.7	174.1	3377.6	570.8	849.3	40.4		
Algeria	19523.7	2731.4	294.4	21555.6	1555.6	1835.6	21.7	196.8	18.3	187.1	133.0	851.1	19523.7	2886.1	1342.2	21555.6	1573.9	2022.6	41079.4	4459.9	3364.9	51.4		
Angola	11663.8	198.9	34.9	1584.0	213.1	192.0	0.9	13.2	2.0	17.6	8.0	72.0	11663.8	207.7	120.1	1584.0	215.2	209.6	13247.8	422.9	329.7	14.3		
Antigua and Barbuda	30.3	0.1	0.0	64.1	6.8	5.8	0.0	0.7	1.0	9.6	0.3	2.7	30.3	0.4	3.4	64.1	7.8	15.4	94.4	8.2	18.8	71.9		
Argentina	47746.2	3258.0	1682.4	1298.1	146.0	111.2	115.9	1255.5	61.5	656.5	491.0	2724.0	47746.2	3864.9	5661.8	1298.1	207.5	767.8	49044.3	4072.3	6429.6	3.8		
Armenia	1595.1	326.4	82.4	1391.0	125.8	126.6	5.0	60.0	3.5	54.9	84.3	590.0	1595.1	415.7	732.5	1391.0	129.3	181.5	2986.0	545.0	914.0	38.3		
Australia	33170.9	3323.8	1562.8	2634.0	232.4	195.2	88.7	200.5	182.4	2013.0	352.0	762.5	33170.9	3764.5	2525.7	2634.0	414.9	2208.2	35804.9	4179.4	4733.9	11.8		
Austria	3192.9	16.0	422.4	5947.3	517.2	652.8	40.8	64.6	147.4	1534.7	74.0	261.7	3192.9	130.7	748.7	5947.3	664.6	2187.5	9140.2	795.3	2936.2	68.4		
Azerbaijan	4158.9	1306.1	143.1	2533.4	205.1	74.2	82.4	1077.5	6.9	116.1	52.1	396.6	4158.9	1440.6	1617.2	2533.4	212.0	190.2	6692.3	1652.6	1807.4	28.9		
Bahamas	61.5	0.0	0.0	413.2	42.9	41.9	0.0	0.0	8.4	85.5	0.0	0.0	61.5	0.0	0.0	413.2	51.3	127.4	474.7	51.3	127.4	90.6		
Bangladesh	67849.0	7717.2	10353.4	13923.7	3177.6	1587.5	11.6	200.8	18.6	261.2	401.6	3614.4	67849.0	8130.3	14168.5	13923.7	3196.3	1848.8	81772.7	11326.6	16017.3	17.4		
Barbados	139.9	0.4	6.3	238.1	27.4	30.5	1.7	31.3	2.3	20.8	3.0	27.0	139.9	5.0	64.6	238.1	29.7	51.3	378.0	34.7	116.0	60.4		
Belarus	10944.5	75.5	1998.8	2164.1	375.3	108.0	53.0	46.2	68.3	1133.9	65.0	195.5	10944.5	193.6	2240.4	2164.1	443.6	1241.9	13108.5	637.2	3482.3	22.3		
Belgium	359.2	1.2	103.6	12285.4	963.5	1012.3	150.1	1165.5	290.0	2947.2	74.3	280.0	359.2	225.6	1549.2	12285.4	1253.6	3959.4	12644.6	1479.2	5508.6	89.1		
Belize	294.0	4.1	62.8	30.8	8.7	6.6	4.9	78.0	1.1	11.5	1.0	8.3	294.0	10.0	149.2	30.8	9.8	18.1	324.8	19.8	167.3	11.5		
Benin	6957.5	7.1	35.3	458.9	136.5	58.7	1.4	26.8	1.9	22.7	4.1	36.9	6957.5	12.6	99.1	458.9	138.4	81.4	7416.4	151.0	180.4	8.8		
Bermuda	0.4	0.1	0.3	107.5	9.5	8.1	0.0	0.0	5.0	57.7	0.0	0.0	0.4	0.1	0.3	107.5	14.5	65.8	108.0	14.6	66.1	99.5		
Bolivia	25764.0	376.8	66.4	2488.5	124.4	97.3	3.8	49.0	4.0	38.7	18.0	129.9	25764.0	398.7	245.3	2488.5	128.4	136.0	28252.5	527.1	381.3	9.4		
Bosnia and Herzegovina	2393.3	17.0	120.6	1482.6	88.3	228.7	0.0	0.0	16.2	215.3	0.0	0.0	2393.3	17.0	120.6	1482.6	104.5	444.0	3876.0	121.4	564.6	44.5		
Botswana	2074.4	14.7	0.0	969.4	309.6	59.3	1.3	23.7	0.7	7.9	7.9	71.1	2074.4	23.9	94.8	969.4	310.3	67.1	3043.8	334.2	161.9	38.0		
Brazil	288345.2	8497.8	9704.9	27980.8	2074.9	1074.5	420.1	5878.7	147.1	1522.0	1202.0	8525.7	288345.2	10119.8	24109.3	27980.8	2222.0	2596.5	316326.0	12341.8	26705.8	9.2		
Brunei Darussalam	8.6	0.0	0.0	941.8	110.2	57.0	0.0	0.0	2.3	32.1	0.0	0.0	8.6	0.0	0.0	941.8	112.5	89.1	950.4	112.5	89.1	99.3		
Bulgaria	11814.2	60.1	995.8	2638.3	361.3	157.2	109.6	1115.3	18.6	260.0	110.6	706.6	11814.2	280.2	2817.7	2638.3	379.9	417.2	14452.5	660.1	3234.9	18.7		
Burkina Faso	19121.3	188.4	241.1	447.0	172.3	47.7	0.3	5.5	1.8	20.8	10.4	93.6	19121.3	199.1	340.2	447.0	174.1	68.5	19568.3	373.2	408.7	3.4		
Burundi	4505.5	93.8	5.6	87.5	8.3	8.6	0.8	15.7	0.4	4.6	4.9	44.1	4505.5	99.6	65.4	87.5	8.6	13.2	4593.0	108.2	78.6	2.3		
Cambodia	12266.0	688.1	26.9	612.6	103.3	53.8	0.4	3.1	2.6	17.5	6.0	54.0	12266.0	694.5	84.0	612.6	105.9	71.3	12878.6	800.4	155.3	5.7		
Cameroon	18409.0	148.1	137.4	603.7	337.6	109.9	2.9	53.3	3.3	35.6	18.0	162.0	18409.0	169.0	352.7	603.7	340.9	145.5	19012.7	509.9	498.2	5.4		
Canada	41548.5	769.7	5326.5	7874.8	1868.5	952.3	794.3	4348.1	411.9	3793.7	899.0	3487.0	41548.5	2463.0	13161.6	7874.8	2280.4	4746.0	49423.3	4743.4	17907.6	20.7		
Cape Verde	265.2	9.9	0.0	219.1	28.2	20.6	0.0	0.4	0.5	5.0	0.2	1.4	265.2	10.1	1.8	219.1	28.8	25.6	484.4	38.9	27.4	49.7		
Central African Republic	4329.9	70.8	0.1	54.5	10.9	11.5	0.1	2.0	0.1	0.9	2.0	18.0	4329.9	72.9	20.2	54.5	11.0	12.4	4384.4	83.9	32.6	1.7		
Chad	12275.2	171.2	0.0	66.2	22.0	11.9	0.0	0.0	0.5	4.2	4.0	36.0	12275.2	175.2	36.0	66.2	22.5	16.1	12341.4	197.7	52.1	0.8		
Chile	6994.0	2100.8	1895.0	5070.5	278.1	261.8	93.2	311.5	32.3	335.3	142.0	373.0	6994.0	2336.0	2579.5	5070.5	310.4	597.1	12064.5	2646.4	3176.6	33.4		
China	784627.8	125741.5	217182.4	110077.5	13906.1	6719.4	3218.7	40523.2	392.2	5329.3	6753.0	53532.5	784627.8	135713.2	311238.1	110077.5	14298.3	12048.7	894705.3	150011.5	323286.9	10.0		
Colombia	35863.2	1367.9	1223.2	9100.9	715.6	798.6	15.7	291.3	33.1	323.6	539.0	4851.0	35863.2	1922.5	6365.5	9100.9	748.7	1122.2	44964.1	2671.2	7487.7	19.9		
Comoros	786.5	1.6	0.0	72.5	60.1	12.9	0.0	0.4	0.2	2.1	0.5	4.3	786.5	2.1	4.8	72.5	60.3	15.0	859.0	62.4	19.8	15.7		
Congo, Dem Republic	27577.5	88.6	15.5	530.4	174.4	133.3	1.1	19.6	0.6	6.3	19.0	171.0	27577.5	108.6	206.1	530.4	175.0	139.6	28107.9	283.6	345.8	2.9		
Congo, Republic	1568.7	20.0	3.1	592.2	147.8	66.4	0.1	0.8	0.4	2.7	3.2	28.8	1568.7	23.3	32.7	592.2	148.2	69.1	2160.9	171.5	101.8	33.3		
Costa Rica	2725.2	148.3	170.9	1381.0	186.7	168.8	12.4	226.1	10.6	96.2	79.0	700.9	2725.2	239.8	1097.8	1381.0	197.4	265.0	4106.2	437.2	1362.8	31.2		
Côte d'Ivoire	20184.3	116.2	260.9	792.2	631.8	211.4	4.5	83.6	5.5	60.2	22.0	198.0	20184.3	142.7	542.5	792.2	637.2	271.6	20976.5	779.9	814.1	7.5		
Croatia	4035.7	2.6	615.0	2089.9	129.1	224.6	2.5	31.4	36.4	462.9	0.0	0.0	4035.7	5.0	646.4	2089.9	165.6	687.4	6125.6	170.6	1333.8	38.6		
Cuba	13194.0	830.5	458.9	1943.7	130.0	296.2	46.5	539.1	9.4	114.3	156.0	993.4	13194.0	1033.0	1991.4	1943.7	139.4	410.5	15137.7	1172.4	2401.9	13.3		
Cyprus	288.2	174.5	21.8	1042.3	84.4	76.5	0.1	1.9	10.5	131.3	6.8	48.2	288.2	181.4	72.0	1042.3	94.9	207.8	1330.5	276.3	279.8	71.3		
Czech Republic	8372.5	10.2	1525.8	4277.0	574.8	417.3	40.2	153.1	85.3	921.9	105.0	399.8	8372.5	155.4	2078.7	4277.0	660.1	1339.2	12649.6	815.5	3417.9	37.2		
Denmark	2737.5	19.6	401.8	3787.8	354.6	314.6	10.4	24.3	84.2	859.5	41.0	92.5	2737.5	71.0	518.7	3787.8	438.8	1174.1	6525.3	509.8	1692.7	61.9		
Dominica	147.8	0.0	1.6	24.6	5.5	3.1	0.0	0.0	0.2	2.2	0.0	0.0	147.8	0.0	1.6	24.6	5.7	5.3	172.4	5.7	6.9	19.2		
Dominican Republic	6589.8	826.1	0.0	3263.2	210.5	393.1	2.1	35.4	13.5	122.6	109.0	906.9	6589.8	937.2	942.3	3263.2	224.0	515.7	9853.0	1161.3	1458.0	32.1		
East Timor	1517.4	37.3	0.0	41.8	9.2	11.8	0.0	0.0	0.0	0.0	0.0	0.0	1517.4	37.3	0.0	41.8	9.2	11.8	1559.2	46.5	11.8	3.9		
Ecuador	17174.5	1440.2	498.3	2464.1	133.9	198.9	33.3	621.8	11.8	123.0	212.0	1908.0	17174.5	1685.4	3028.1	2464.1	145.6	321.9	19638.6	1831.0	3350.0	11.8		
Egypt	10697.6	35246.2	13446.0	23682.2	1394.1	1609.1	168.0	3165.7	32.2	414.6	530.0	4770.0	10697.6	35944.2	21381.6	23682.2	1426.2	2023.7	34379.8	37370.4	23405.3	28.5		
El Salvador	3441.3	42.1	270.5	1482.0	214.7	150.0	7.0	127.4	7.4	75.3	32.0	288.0	3441.3	81.1	685.9	1482.0	222.1	225.3	4923.3	303.2	911.2	31.4		
Eritrea	2018.6	7.1	1.9	1871.0	102.1	83.2	0.0	0.9	0.6	7.1	3.1	27.9	2018.6	10.2	30.7	1871.0	102.7	90.2	3889.7	112.9	120.9	50.1		
Estonia	978.1	0.3	106.9	826.2	190.8	48.0	1.7	5.9	13.0	142.0	9.0	38.8	978.1	11.0	151.5									

Country	Water footprint of consumption of agricultural products						Water footprint of consumption of industrial products					Water footprint of domestic water consumption		Total water footprint of national consumption									Ratio external / total water footprint (%)
	Internal (WF _{cons, nat, int, agg})			External (WF _{cons, nat, ext, agg})			Internal (WF _{cons, nat, int, ind})		External (WF _{cons, nat, ext, ind})			blue	grey	Internal (WF _{cons, nat, int})			External (WF _{cons, nat, ext})			Total (WF _{cons, nat})			
	Green	Blue	Grey	Green	Blue	Grey	Blue	Grey	Blue	Grey	Blue			Blue	Blue	Grey	Green	Blue	Grey	Green	Blue	Grey	
French Polynesia	215.8	0.6	1.5	150.0	32.3	19.7	0.0	0.0	2.7	23.8	0.0	0.0	215.8	0.6	1.5	150.0	34.9	43.5	365.9	35.6	45.0	45.0	51.2
Gabon	1270.7	12.5	8.3	337.6	68.0	37.6	0.2	3.6	0.7	7.5	6.0	54.0	1270.7	18.7	65.8	337.6	68.8	45.1	1608.3	87.4	111.0	111.0	25.0
Gambia	717.9	1.6	7.2	326.4	69.1	39.0	0.1	2.7	0.3	3.7	0.7	6.3	717.9	2.4	16.2	326.4	69.5	42.7	1044.3	71.9	58.9	37.3	37.3
Georgia	5756.9	359.4	200.9	2772.6	161.5	138.7	26.4	483.7	5.2	77.0	72.0	648.0	5756.9	457.8	1332.6	2772.6	166.7	215.7	8529.5	624.5	1548.3	29.5	29.5
Germany	25576.8	83.9	7055.1	60940.9	4672.9	5116.2	809.5	854.9	845.4	8982.9	581.0	1632.0	25576.8	1474.5	9542.0	60940.9	5518.2	14099.1	86517.7	6992.7	23641.1	68.8	68.8
Ghana	21592.2	37.7	94.8	1140.8	408.5	191.2	4.1	75.4	7.6	90.0	23.5	211.5	21592.2	65.3	381.7	1140.8	416.1	281.2	22733.0	481.4	662.9	7.7	7.7
Greece	9744.3	2253.0	962.0	8324.7	1053.9	854.9	11.0	29.9	120.3	1529.7	127.0	561.8	9744.3	2391.0	1553.7	8324.7	1174.3	2384.6	18069.0	3565.2	3938.4	46.5	46.5
Grenada	128.6	0.2	0.0	64.6	9.1	11.5	0.0	0.0	0.4	4.0	0.0	0.0	128.6	0.2	0.0	64.6	9.6	15.6	193.3	9.8	15.6	15.6	41.1
Guatemala	8136.5	148.6	573.9	1552.9	201.8	226.0	10.1	114.8	12.9	128.0	13.0	96.3	8136.5	171.7	785.0	1552.9	214.6	354.0	9689.4	386.3	1139.0	18.9	18.9
Guinea	12628.3	43.0	21.4	446.4	222.7	86.3	0.8	11.7	1.0	10.6	12.0	104.6	12628.3	55.7	137.7	446.4	223.6	96.8	13074.7	279.4	234.5	5.6	5.6
Guinea-Bissau	1363.8	83.6	0.0	41.4	53.1	14.7	0.3	5.5	0.2	2.1	2.3	20.7	1363.8	86.2	26.2	41.4	53.3	16.8	1405.2	139.5	43.0	7.0	7.0
Guyana	794.4	73.3	87.2	125.4	16.8	30.1	0.4	6.9	1.0	9.9	3.0	27.0	794.4	76.7	121.1	125.4	17.8	40.0	919.8	94.5	161.1	15.6	15.6
Haiti	6808.8	224.6	0.0	1229.8	433.9	208.3	0.4	7.4	1.6	14.6	5.0	45.0	6808.8	230.0	52.4	1229.8	435.5	222.9	8038.5	665.5	275.3	21.0	21.0
Honduras	5754.3	113.2	350.1	776.5	172.3	101.2	2.2	36.7	4.1	36.7	7.0	63.0	5754.3	122.3	449.8	776.5	176.4	137.9	6530.8	298.8	587.7	14.7	14.7
Hungary	15780.8	73.7	2039.6	3765.5	353.3	249.8	104.7	674.9	67.1	753.6	71.0	380.9	15780.8	249.4	3095.4	3765.5	420.4	1003.4	19546.4	669.8	4098.8	21.3	21.3
Iceland	4.1	0.0	1.6	414.5	23.2	24.9	3.9	32.3	5.6	58.5	5.0	21.4	4.1	8.9	55.3	414.5	28.9	83.4	418.6	37.8	138.7	88.5	88.5
India	720644.0	221346.8	96332.9	23546.0	2179.1	1885.5	1261.9	23850.5	98.5	1219.8	5224.0	47016.0	720644.0	227832.7	167199.4	23546.0	2277.7	3105.3	744190.0	230110.4	170304.7	2.5	2.5
Indonesia	176695.4	9413.1	15941.2	16089.3	4969.0	1553.2	17.2	280.0	57.9	673.6	662.0	5886.7	176695.4	10092.3	22107.9	16089.3	5026.9	2226.8	192784.7	15119.2	24334.7	10.1	10.1
Iran	50325.3	37496.5	8253.6	19445.0	1347.5	1002.6	37.1	643.5	43.6	553.4	620.0	5580.0	50325.3	38153.7	14477.1	19445.0	1391.1	1556.1	69770.3	39544.8	16033.2	17.9	17.9
Ireland	1078.6	0.2	145.7	2556.3	351.6	253.5	11.1	46.1	31.4	416.6	26.0	117.4	1078.6	37.3	309.2	2556.3	383.0	670.1	3634.9	420.4	979.4	71.7	71.7
Israel	1272.1	823.4	333.3	9710.6	606.4	546.4	4.0	8.1	56.8	595.0	63.0	105.7	1272.1	890.4	447.1	9710.6	663.2	1141.4	10982.7	1553.6	1588.4	81.5	81.5
Italy	36197.9	2526.9	5416.4	62764.0	6727.6	4740.8	500.7	2741.5	523.4	5628.4	807.0	3891.9	36197.9	3834.6	12049.7	62764.0	7251.0	10369.2	98961.9	11085.6	22418.9	60.7	60.7
Jamaica	2162.1	44.7	41.8	1510.2	164.5	195.2	2.6	48.6	6.3	57.5	14.0	126.0	2162.1	61.3	216.4	1510.2	170.8	252.8	3672.3	232.1	469.1	44.2	44.2
Japan	22377.2	1388.0	2109.0	105550.2	6930.0	10513.4	583.7	3392.7	889.4	10500.5	1740.0	8805.1	22377.2	3711.7	14306.8	105550.2	7819.5	21013.9	127927.4	11531.1	35320.7	76.9	76.9
Jordan	557.6	375.7	50.0	5582.1	812.0	514.0	1.4	11.5	17.2	210.4	29.1	155.5	557.6	406.2	217.0	5582.1	829.2	724.4	6139.7	1235.4	941.4	85.8	85.8
Kazakhstan	25933.0	5218.5	250.7	1229.6	249.1	197.6	111.9	1881.6	22.4	342.2	59.0	531.0	25933.0	5389.4	2663.2	1229.6	271.5	539.8	27162.6	5660.9	3203.0	5.7	5.7
Kenya	27947.7	295.5	273.0	4976.8	744.8	277.2	4.3	76.5	8.0	101.6	47.0	418.9	27947.7	346.8	768.4	4976.8	752.8	378.8	32924.5	1099.6	1147.2	17.4	17.4
Kiribati	199.0	0.0	0.0	26.8	12.6	4.1	0.0	0.0	0.0	0.5	0.0	0.0	199.0	0.0	0.0	26.8	12.6	4.6	225.8	12.6	4.6	18.1	18.1
Korea, Dem People's Rep	12405.1	1328.4	0.0	2080.0	382.1	333.3	95.7	1810.6	5.7	83.9	179.0	1611.0	12405.1	1603.0	3421.6	2080.0	387.7	417.2	14485.0	1990.8	3838.8	14.2	14.2
Korea, Republic	11724.0	454.3	1130.6	47962.4	3700.9	4266.6	86.6	306.0	266.5	2895.8	662.0	2214.1	11724.0	1202.9	3650.6	47962.4	3967.4	7162.4	59686.4	5170.3	10813.1	78.1	78.1
Kuwait	14.9	51.6	14.4	3181.1	553.9	311.3	0.5	9.8	11.1	116.9	40.1	360.5	14.9	92.2	384.6	3181.1	565.0	428.1	3196.0	657.2	812.8	89.5	89.5
Kyrgyzstan	2458.1	1194.9	71.3	2944.6	133.6	83.5	12.1	160.2	4.8	84.2	32.0	260.3	2458.1	1238.9	491.9	2944.6	138.4	167.7	5402.7	1377.3	659.6	43.7	43.7
Laos	4839.6	348.8	0.8	148.4	21.4	13.2	6.4	117.0	1.8	29.6	13.0	117.0	4839.6	368.2	234.8	148.4	23.3	42.7	4988.0	391.5	277.6	3.8	3.8
Latvia	2455.4	0.5	254.2	686.6	93.9	58.0	4.0	23.3	37.5	548.3	16.0	78.2	2455.4	20.5	355.7	686.6	131.4	606.3	3142.0	151.9	962.1	33.5	33.5
Lebanon	1158.0	667.3	128.7	4751.5	544.5	292.8	6.9	41.8	20.5	265.1	38.0	143.7	1158.0	712.2	314.2	4751.5	565.0	557.8	5909.5	1277.2	872.0	72.9	72.9
Lesotho	2898.7	5.4	1.3	76.0	62.0	20.9	0.6	10.0	0.3	4.0	2.0	18.0	2898.7	8.0	29.3	76.0	62.3	24.8	2974.7	70.3	54.2	5.3	5.3
Liberia	2970.9	3.3	0.0	180.7	85.2	63.2	0.8	16.1	7.5	87.1	3.0	27.0	2970.9	7.2	43.1	180.7	92.7	150.2	3151.6	99.9	193.3	12.3	12.3
Libya	1630.0	1470.3	87.3	5310.9	1226.9	568.8	3.4	61.6	5.5	56.7	61.0	549.0	1630.0	1534.6	697.9	5310.9	1232.4	625.5	6940.9	2767.1	1323.4	65.0	65.0
Lithuania	3670.9	1.1	99.6	764.3	137.3	96.3	1.4	6.3	29.8	379.4	21.0	100.5	3670.9	23.5	206.4	764.3	167.1	475.8	4435.2	190.6	682.2	26.5	26.5
Luxembourg	229.3	0.0	45.6	645.2	30.7	39.3	0.7	0.8	12.7	122.6	2.5	3.3	229.3	3.2	49.6	645.2	43.4	161.9	874.5	46.6	211.6	75.1	75.1
Macedonia	1210.6	71.4	85.3	769.4	77.4	61.7	6.8	94.1	9.0	115.1	21.5	187.4	1210.6	99.7	366.7	769.4	86.5	176.9	1980.0	186.2	543.6	38.1	38.1
Madagascar	20644.5	2253.5	41.5	562.6	247.9	74.4	9.6	181.8	3.2	37.1	42.0	378.0	20644.5	2305.2	601.3	562.6	251.1	111.5	21207.1	2556.3	712.7	3.8	3.8
Malawi	9654.3	148.7	539.9	581.6	36.0	62.4	2.4	44.6	1.5	19.9	15.0	135.0	9654.3	166.1	719.5	581.6	37.5	82.3	10235.8	203.6	801.8	6.2	6.2
Malaysia	29102.0	1148.7	1338.6	11805.6	2202.7	1329.5	23.6	310.3	57.1	502.0	152.0	1368.0	29102.0	1324.2	3016.9	11805.6	2259.8	1831.4	40907.6	3584.0	4848.3	32.2	32.2
Maldives	60.7	1.2	2.4	222.5	44.0	24.3	0.0	0.0	0.9	14.1	0.3	1.9	60.7	1.5	4.3	222.5	44.9	38.5	283.2	46.4	42.7	82.2	82.2
Mali	18936.7	1496.0	0.3	586.4	116.8	60.7	2.7	51.7	2.3	27.2	59.0	531.0	18936.7	1557.7	583.0	586.4	119.1	87.9	19523.1	1676.8	670.9	3.6	3.6
Malta	29.0	3.8	2.7	625.9	69.0	50.8	0.0	0.2	4.0	45.2	4.0	31.7	29.0	7.9	34.6	625.9	72.9	96.1	654.9	80.8	130.7	91.7	91.7
Mauritania	3341.8	206.8	0.0	2745.6	224.0	80.6	1.6	29.3	1.1	11.8	15.0	135.0	3341.8	223.4	164.3	2745.6	225.0	92.4	6087.4	448.5	256.7	45.1	45.1
Mauritius	446.1	10.0	4.0	1486.1	258.2	124.5	0.7	8.3	4.7	55.7	21.4	172.1	446.1	32.1	184.3	1486.1	263.0	180.3	1932.3	295.1	364.6	74.4	74.4
Mexico	83840.7	8654.2	8796.4	65986.0	8475.0	5950.0	134.6	1674.0	358.5	3174.9	1359.0	9021.8	83840.7	10147.9	19492.1	65986.0	8833.4	9124.9	149826.7	18981.3	28617.1	42.5	42.5

Country	Water footprint of consumption of agricultural products						Water footprint of consumption of industrial products				Water footprint of domestic water consumption		Total water footprint of national consumption									Ratio external / total water footprint (%)
	Internal (WF _{cons, nat, int, agg})			External (WF _{cons, nat, ext, agg})			Internal (WF _{cons, nat, int, ind})		External (WF _{cons, nat, ext, ind})		consumption		Internal (WF _{cons, nat, int})			External (WF _{cons, nat, ext})			Total (WF _{cons, nat})			
	Green	Blue	Grey	Green	Blue	Grey	Blue	Grey	Blue	Grey	blue	grey	Green	Blue	Grey	Green	Blue	Grey	Green	Blue	Grey	
New Caledonia	119.4	0.0	7.8	238.6	25.6	17.2	0.0	0.0	2.2	21.7	0.0	0.0	119.4	0.0	7.8	238.6	27.8	38.9	357.9	27.8	46.7	70.6
New Zealand	1864.3	242.4	89.9	2811.9	191.6	137.8	8.4	31.6	36.4	400.5	102.0	288.0	1864.3	352.8	409.6	2811.9	228.0	538.3	4676.2	580.8	947.9	57.7
Nicaragua	3498.2	134.4	82.2	536.3	99.5	62.8	1.2	22.3	4.0	43.9	19.0	171.0	3498.2	154.6	275.5	536.3	103.5	106.6	4034.5	258.1	382.1	16.0
Niger	37783.4	718.2	55.8	666.2	254.3	83.3	0.3	5.0	0.6	6.2	9.0	81.0	37783.4	727.5	141.7	666.2	254.8	89.5	38449.6	982.3	231.2	2.5
Nigeria	145305.7	1375.3	699.1	5557.1	1459.0	941.5	13.0	197.6	9.0	88.5	169.0	1521.0	145305.7	1557.3	2417.6	5557.1	1468.0	1030.0	150862.8	3025.3	3447.6	5.1
Norway	1551.9	8.8	54.3	3055.6	394.7	251.0	38.3	150.9	59.5	606.5	50.0	183.4	1551.9	97.2	388.6	3055.6	454.2	857.5	4607.5	551.4	1246.1	68.2
Occ. Palestinian Terr.	2540.9	367.3	0.0	97.1	21.3	127.8	3.4	64.7	0.2	2.6	17.2	154.7	2540.9	387.9	219.4	97.1	21.4	130.4	2638.0	409.3	349.8	7.3
Pakistan	80221.9	60459.4	20480.7	28718.7	2252.7	1220.2	126.9	2383.0	21.5	274.0	327.0	2943.0	80221.9	60913.3	25806.7	28718.7	2272.2	1494.2	108940.6	63187.5	27300.9	16.3
Panama	2226.0	54.4	158.8	928.0	95.5	131.4	1.4	10.9	7.6	79.2	55.0	314.4	2226.0	110.7	484.1	928.0	103.1	210.7	3154.0	213.8	694.7	30.6
Paraguay	9672.6	214.5	248.3	141.1	59.5	23.6	1.8	29.4	6.5	75.1	10.0	82.6	9672.6	226.3	360.3	141.1	65.9	98.7	9813.7	292.2	459.0	2.9
Peru	13141.8	3299.5	1458.4	8050.4	404.0	567.8	74.5	362.4	17.8	195.1	168.0	720.5	13141.8	3541.9	2541.3	8050.4	421.8	763.0	21192.2	3963.7	3304.3	32.4
Philippines	78032.3	3356.3	3722.9	10433.7	2020.2	1704.4	132.9	2405.8	34.7	419.0	584.8	5263.2	78032.3	4074.0	11392.0	10433.7	2054.9	2123.4	88466.0	6128.9	13515.4	13.5
Poland	29880.5	65.3	5829.9	8934.8	1391.5	906.6	438.5	3080.7	15.4	1921.1	210.0	1167.7	29880.5	713.8	10078.3	8934.8	1544.9	2827.6	38815.3	2258.8	12905.9	24.7
Portugal	7156.9	1513.3	627.4	11901.3	2023.9	982.3	42.7	264.4	45.3	476.5	108.0	610.2	7156.9	1664.0	1502.1	11901.3	2069.1	1458.9	19058.2	3733.1	2960.9	59.9
Romania	26137.0	529.9	1295.1	3567.9	770.2	387.0	170.7	2205.2	54.7	724.8	169.0	1292.9	26137.0	869.6	4793.2	3567.9	824.9	1111.8	29704.8	1694.5	5905.0	14.8
Russian Federation	200827.8	6300.2	7257.7	25437.2	5649.8	1528.4	520.3	8682.6	61.3	825.2	1340.0	12060.0	200827.8	8160.5	28000.3	25437.2	5711.1	2353.6	226265.0	13871.5	30353.9	12.4
Rwanda	5996.7	19.0	4.0	189.1	41.3	47.2	0.5	10.0	0.5	6.7	3.6	32.4	5996.7	23.1	46.4	189.1	41.8	53.9	6185.8	64.9	100.3	4.5
Saint Kitts and Nevis	27.5	0.0	0.1	32.8	5.4	4.0	0.0	0.0	0.5	5.4	0.0	0.0	27.5	0.0	0.1	32.8	5.9	9.4	60.3	5.9	9.4	63.5
Saint Lucia	8.9	0.0	0.0	180.4	17.4	19.3	0.0	0.0	0.7	6.3	1.3	11.3	8.9	1.3	11.3	180.4	18.1	25.7	189.3	19.4	36.9	91.3
Saint Vincent/Grenadines	95.1	0.0	0.0	64.3	10.2	10.0	0.0	0.0	0.3	2.9	0.0	0.0	95.1	0.0	0.0	64.3	10.5	12.9	159.4	10.5	12.9	48.0
Samoa	319.0	0.0	0.1	29.6	11.1	4.4	0.0	0.0	0.2	2.3	0.0	0.0	319.0	0.0	0.1	29.6	11.3	6.7	348.6	11.3	6.8	13.0
Sao Tome and Principe	206.6	0.1	0.0	22.1	8.4	6.8	0.0	0.0	0.1	0.6	0.0	0.0	206.6	0.1	0.0	22.1	8.4	7.4	228.6	8.5	7.4	15.5
Saudi Arabia	2667.5	7019.4	1115.7	21217.6	2149.9	1893.1	17.7	302.0	48.1	485.6	213.0	1917.0	2667.5	7250.0	3334.7	21217.6	2198.0	2378.0	23885.1	9448.1	5713.4	66.1
Senegal	7620.5	321.4	49.5	2662.0	538.0	200.0	2.5	36.1	4.4	50.1	9.8	79.9	7620.5	333.8	165.5	2662.0	542.4	250.2	10282.4	876.1	415.6	29.8
Serbia and Montenegro	13138.5	116.0	1055.6	1153.9	275.5	114.6	433.1	8200.1	23.8	349.5	78.0	702.0	13138.5	627.2	9957.7	1153.9	299.3	464.2	14292.3	926.5	10421.8	7.5
Seychelles	53.0	3.1	0.0	81.4	11.8	7.3	0.2	3.0	0.7	8.1	0.8	7.2	53.0	4.1	10.2	81.4	12.5	15.4	134.5	16.6	25.6	61.9
Sierra Leone	4990.7	48.3	0.0	1095.2	100.4	68.0	0.4	6.4	0.6	6.6	2.0	18.0	4990.7	50.7	24.4	1095.2	101.0	74.7	6085.9	151.7	99.1	20.1
Slovakia	3786.8	59.2	406.8	1667.2	238.8	176.5	15.1	91.4	38.8	395.5	42.8	261.7	3786.8	117.1	759.9	1667.2	277.7	572.1	5454.0	394.8	1332.0	35.1
Slovenia	742.6	1.1	407.6	1930.4	130.7	185.9	18.6	157.1	22.8	246.6	20.1	134.1	742.6	39.7	698.8	1930.4	153.5	432.5	2673.1	193.2	1131.3	62.9
Solomon Islands	223.7	0.0	0.0	58.5	9.1	11.0	0.0	0.0	0.2	2.4	0.0	0.0	223.7	0.0	0.0	58.5	9.3	13.4	282.2	9.3	13.4	26.6
South Africa	35551.6	3466.1	2253.2	10867.1	483.9	566.2	22.6	183.2	48.3	522.9	390.4	2368.3	35551.6	3879.0	4804.7	10867.1	532.1	1089.1	46418.8	4411.1	5893.8	22.0
Spain	41038.9	8759.6	5805.6	32561.5	3237.5	2782.2	246.0	0.0	394.3	4194.6	479.0	1020.9	41038.9	9484.6	6826.5	32561.5	3631.8	6976.7	73600.4	13116.4	13803.2	42.9
Sri Lanka	14569.5	1993.7	1036.6	3922.7	1016.3	504.2	10.0	173.1	12.3	173.4	30.0	270.0	14569.5	2033.7	1479.7	3922.7	1028.5	677.6	18492.2	3062.2	2157.3	23.7
Sudan	50305.0	6914.0	358.3	1985.8	162.6	155.0	9.6	175.4	5.8	79.3	99.0	891.0	50305.0	7022.6	1424.7	1985.8	168.4	234.3	52290.8	7191.1	1659.0	3.9
Suriname	352.7	54.0	37.2	122.5	8.0	13.1	0.5	8.9	0.7	6.5	3.0	27.0	352.7	57.5	73.1	122.5	8.7	19.6	475.2	66.2	92.7	23.8
Swaziland	527.3	49.8	0.0	703.6	156.6	23.1	0.5	9.2	0.4	5.2	2.4	21.6	527.3	52.7	30.8	703.6	157.1	28.3	1230.9	209.8	59.1	59.3
Sweden	4772.0	13.8	764.1	4479.4	453.9	477.2	39.1	118.5	97.6	1128.1	109.0	271.6	4772.0	161.8	1154.2	4479.4	551.5	1605.3	9251.4	713.3	2759.4	52.2
Switzerland	1328.1	0.7	326.8	6157.6	569.7	597.2	49.8	32.1	145.2	1624.1	62.0	161.0	1328.1	112.5	519.9	6157.6	714.9	2221.3	7485.7	827.3	2741.2	82.3
Syria	20023.1	5713.0	2506.6	4566.1	642.1	293.0	17.4	261.5	10.2	133.9	142.6	1216.9	20023.1	5873.0	3984.9	4566.1	652.3	426.9	24589.2	6525.3	4411.8	15.9
Tajikistan	4017.0	2776.2	296.5	6629.8	92.0	56.9	23.9	409.3	3.6	58.2	44.0	396.0	4017.0	2844.1	1101.7	6629.8	95.7	115.2	10646.9	2939.8	1216.9	46.2
Tanzania	31712.9	799.1	147.6	1836.6	344.1	174.9	1.2	22.1	4.3	58.2	52.7	474.3	31712.9	853.0	644.0	1836.6	348.4	233.1	33549.5	1201.4	877.1	6.8
Thailand	59129.4	8471.4	4050.3	9367.2	1477.0	683.8	76.0	1275.9	105.5	1248.1	273.9	2465.1	59129.4	8821.3	7791.3	9367.2	1582.5	1931.9	68496.6	10403.7	9723.2	14.5
Tojo	4484.9	6.1	27.3	501.0	79.4	47.4	0.1	2.3	1.1	12.7	8.9	80.1	4484.9	15.1	109.7	501.0	80.5	60.1	4985.9	95.7	169.8	12.2
Trinidad and Tobago	108.2	0.1	0.5	1588.2	115.5	140.7	1.7	21.9	4.4	39.1	21.0	183.8	108.2	22.8	206.2	1588.2	119.8	179.8	1696.4	142.6	386.0	84.8
Tunisia	12324.7	1201.5	400.8	4785.7	1285.0	548.3	3.3	30.2	17.0	169.9	36.5	220.2	12324.7	1241.4	651.2	4785.7	1302.0	718.2	17110.5	2543.4	1369.4	32.4
Turkey	62426.0	11221.3	6903.6	14441.1	4756.7	1165.3	160.1	1646.4	202.6	2642.0	556.0	3636.7	62426.0	11937.3	12186.7	14441.1	4959.3	3807.2	76867.2	16896.7	15990.4	21.1
Turkmenistan	5631.8	3269.1	0.7	841.6	42.7	52.8	3.6	33.6	4.0	33.1	42.0	378.0	5631.8	3314.7	412.3	841.6	46.7	85.9	6473.3	3361.3	498.2	9.4
Uganda	25440.5	10.7	28.4	897.1	245.5	85.9	2.5	46.5	3.0	44.1	13.0	117.0	25440.5	26.2	191.9	897.1	248.5	129.9	26337.5	274.7	321.8	4.7
UK	14449.5	56.0	3160.0	39873.5	4264.0	3617.4	245.6	117.0	725.5	7687.4	207.0	242.8	14449.5	508.6	3519.8	39873.5	4989.5	11304.8	54323.0	5498.1	14824.6	75.2
Ukraine	54470.5	1372.2	3022.2	2726.0	375.2	214.9	426.7	7781.3	99.4	1696.1	456.0	4104.0	54470.5	2255.0	14907.4	2726.0	474.5	1911.0	57196.5	2729.5	16818.4	6.7
United Arab Emirates	1374.4	466.5	40.9	5023.0	1285.9	617.1	2.1	32.2	83.6	899.7	61.7	555.3	1374.4	530.3	628.3	5023.0	1369.5	1516.8	6397.3	1899.8	2145.1	75.7
Uruguay	5183.7	176.6	129.4	1285.6	13.1	39.5	1.7	32.0	8.4	102.6	8.0	72.0	5183.7	186.4	233.4</							

Appendix X. The water footprint of US consumption of agricultural and industrial products, specified per basin (Mm³/yr)

Period 1996 - 2005

Drainage*	Related to consumption of agricultural products				Related to consumption of industrial products			Related to consumption of agricultural and industrial products			
	Green	Blue	Grey	Total	Blue	Grey	Total	Green	Blue	Grey	Total
Mississippi River	199010	12541	28213	239764	2303	12292	14594	199010	14844	40505	254359
Columbia River	13154	8343	7647	29144	202	1089	1291	13154	8545	8736	30435
St.Lawrence	14637	250	3329	18216	1969	11197	13166	14637	2219	14526	31382
Nelson River	16932	499	4228	21659	149	928	1077	16932	648	5156	22737
Colorado River (Pacific Ocean)	3098	992	302	4392	229	1224	1452	3098	1220	1526	5844
Bravo	2248	1021	488	3757	95	562	658	2248	1116	1051	4415
Brazos River	7331	1023	584	8938	87	464	551	7331	1110	1049	9489
Sacramento River	2217	3896	1582	7694	93	495	588	2217	3989	2077	8282
San Joaquin River	3076	3716	1869	8661	51	275	326	3076	3767	2144	8987
Colorado River (Caribbean Sea)	3203	564	235	4002	51	275	326	3203	615	510	4328
Yangtze River (Chang Jiang)	360	4.91	93.7	458	231	3008	3239	360	236	3102	3697
Trinity River (Texas)	2415	17.0	99	2531	167	893	1060	2415	184	992	3591
Nueces River	1062	143	132	1337	18.9	101	120	1062	162	233	1457
Magdalena	1095	47.0	1745	2887	3.11	42.4	45.5	1095	50	1787	2932
Susquehanna River	2418	11.3	295	2725	124	659	783	2418	135	954	3507
Great Salt Lake	898	301	92	1290	69	366	435	898	369	458	1725
Apalachicola River	1633	136	226	1996	91	486	577	1633	227	712	2573
Pee Dee River	1571	13.7	463	2048	80	427	507	1571	94	890	2554
Alabama River & Tombigbee	1989	9.01	87.2	2085	134	714	848	1989	143	801	2933
Parana	1411	72.3	298	1781	11	136	146	1411	83	433	1927
Danube	45.5	0.80	1312	1359	47	458	505	46	48	1770	1864
Delaware River	796	14.1	95.0	905	196	1048	1244	796	210	1143	2149
Tigris & Euphrates	31.9	105	13.6	151	103	1439	1541	32	208	1452	1692
Huang He (Yellow River)	178	28.9	61.0	268	96	1257	1353	178	125	1318	1622
St.Johns River	833	41.8	141	1016	90	478	568	833	131	620	1584
Bandama	1514	0.39	2.32	1516	0.06	0.92	0.98	1514	0.45	3.25	1517
Potomac River	1168	5.13	78.5	1252	104	555	659	1168	109	634	1911
Indus	363	540	89.3	993	16.3	299	315	363	557	388	1308
Grisalva	755	9.61	403	1168	9.12	88.3	97.4	755	18.7	491	1265
Daule & Vincas	1066	138	13.1	1217	1.91	33.0	34.9	1066	140	46	1251
Ganges	488	25.2	51.8	565	34.5	638	673	488	59.6	690	1238
Orinoco	433	9.06	661	1103	5.48	74	80	433	14.5	735	1183
Mekong	613	15.0	160	788	21.2	373	395	613	36.2	534	1183
Amazonas	716	30.1	366	1112	5.70	56.2	61.9	716	35.8	423	1174
Altamaha River	728	41.4	92	861	74.4	397	471	728	116	489	1333
Hudson River	528	4.16	44	576	120	640	760	528	124	684	1336
Huai He	185	8.80	43	237	58.7	764	823	185	67	807	1060
Salinas	437	269	246	952	9.50	51	60	437	279	297	1012
Cape Fear River	595	11.3	237	843	50.2	268	318	595	61	505	1161
Santee River	690	6.13	46.7	742	96.5	515	611	690	103	562	1354
Roanoke River	737	14.2	262	1014	45.4	242	288	737	60	505	1302
Suwannee River	806	56.7	156	1018	18.2	97.4	116	806	75	253	1134
Panuco	373	101	118	592	34.6	329	363	373	135	447	955
Yongding He	95.2	31.1	36.3	163	54.7	713	768	95	86	749	930
Volga	5.61	0.11	0.66	6.38	45.5	868	914	6	46	869	920
Sassandra	850	0.19	1.48	851	0.05	0.70	0.75	850	0	2	852
Lempa	538	6.73	258	803	2.55	39	41	538	9	297	845
San Antonio River	439	27.4	26.7	493	28.2	151	179	439	56	177	672
Santiago	245	144	50.2	439	34.9	331	366	245	179	381	805
Ulua	563	71.9	99.1	734	2.6	35	38	563	74.5	135	772
Rhine	43.8	0.62	10.0	54.3	87.7	613	700	43.8	88.3	623	755
Volta	718	0.19	0.5	718	0.11	1.84	1.96	718	0.31	2.38	720
Chao Phraya	364	50.8	98.7	513	10.5	186	196	364	61.4	285	710
Amur	38.6	2.63	12.3	53.6	40.3	545	585	39	42.9	557	639
Sabine River	742	11.0	21.1	774	17.7	94.6	112	742	28.7	116	887
Xi Jiang	30.6	0.52	9.89	41.0	38.8	508	547	31	39.3	518	588
Klamath River	377	146	102	624	4.23	22.6	26.8	377	150	124	651
Savannah River	537	9.46	25.7	572	36.1	193	229	537	45.5	218	800
Connecticut River	148	4.59	32.2	185	63.8	341	404	148	68.4	373	589
San Juan	285	27.3	168	480	2.0	29.1	31.1	285	29.3	197	511
Comoe	488	0.10	0.80	489	0.0	0.47	0.50	488	0.13	1.28	490

Drainage*	Related to consumption of agricultural products				Related to consumption of industrial products			Related to consumption of agricultural and industrial products			
	Green	Blue	Grey	Total	Blue	Grey	Total	Green	Blue	Grey	Total
Merrimack River	39	1.06	3.92	44	69.3	370	439	38.6	70.4	374	483
Niger	318	0.34	0.49	319	7.1	125	132	318	7.48	125	451
Hong(Red River)	121	0.38	65.4	187	14.9	248	263	121	15.3	313	450
James River	378	2.41	26.8	407	27.6	147	175	378	30.0	174	582
Ob	2.76	0.08	0.33	3.17	20.5	392	413	2.76	20.6	393	416
Papaloapan	229	6.06	109	344	5.01	47.5	52.5	229	11.1	156	396
Mackenzie River	255	0.01	41.9	297	12.9	82.6	95.5	255	12.9	125	392
Krishna	219	27.3	15.5	262	6.65	123	129	219	33.9	138	391
Esmeraldas	309	44.5	5.61	359	1.33	23	24	309	45.8	29	383
Pearl River	475	0.46	9.21	484	19.2	103	122	475	19.7	112	606
Rio De Contas	344	1.43	16.1	362	0.26	3.38	3.64	344	1.68	19	365
Saint John River	124	2.7	162	289	11.1	68	79	124	13.8	230	368
Uruguay	268	18.1	12.7	299	0.83	11	12	268	18.9	23	310
Rio Doce	205	0.8	93.8	299	0.71	9	10	205	1.49	103	309
Nile	152	84.5	10.6	247	2.89	53	56	152	87.4	64	303
Liao He	16.5	2.6	6.4	26	18.1	236	254	17	20.7	242	279
Godavari	141	18.2	10.2	169	5.4	99	105	141	23.5	110	274
Batang Hari	247	0.27	18.9	266	0.1	1	1	247	0.3	20	267
Fraser River	40.0	0.85	3.4	44	33.9	216	250	40	34.8	220	294
Cauvery River	117	9.20	62.7	189	3.0	56	59	117	12.2	119	248
Elbe River	18.2	0.45	5.20	24	27.5	192	220	18	28.0	198	244
Don	4.23	0.15	0.49	5	11.8	227	239	4	12.0	227	243
Sungai Kapuas	218	0.02	8.42	227	0.04	0.75	0.80	218	0.06	9	228
Rogue River	73.9	15.4	4.88	94	8.0	42.8	50.8	73.9	23.4	48	145
Yaqui	59.2	44.9	11.8	116	1.9	15.3	17.2	59.2	46.8	27	133
Po	30.3	4.35	4.10	38.7	15.7	148	163	30.3	20.0	152	202
Murray	92.0	84.0	14.8	191	0.74	8.00	8.74	92.0	84.8	23	200
Escaut (Schelde)	10.9	0.25	2.23	13.4	19.3	164	183	10.9	19.6	166	196
Zambezi	122	45.9	10.9	178	0.19	2.64	2.82	122	46.1	14	181
Bei Jiang	3.61	0.04	0.89	4.54	12.4	161	174	3.61	12.4	162	178
Brahmaputra	82.5	0.09	8.32	91.0	4.53	79.5	84.0	82.5	4.63	88	175
Dniepr	3.9	0.12	0.40	4.41	8.17	157	165	3.9	8.29	157	169
Seine	10.4	0.21	1.16	11.8	19.1	125	144	10.4	19.3	126	156
Pahang	94.0	0.06	1.59	95.6	3.31	52	55	94.0	3.37	54	151
Coco	92.1	0.76	49.0	142	0.15	2.2	2.4	92.1	0.90	51	144
Patacua	83.5	3.69	48.9	136	0.50	6.9	7.4	83.5	4.18	56	144
Tarim	23.3	27.9	13.8	65	5.46	71.2	76.7	23.3	33.4	85	142
Han-Gang (Han River)	6.88	0.01	0.05	6.94	10.30	121	132	6.88	10.3	121	139
Mira	84.8	8.2	32.4	125	0.22	3.65	3.87	84.8	8.46	36.1	129
Guadalquivir	40.9	82.8	2.4	126	0.86	0.00	0.86	40.9	83.6	2.41	127
Sao Francisco	61.9	3.3	24.0	89.3	2.29	30.0	32	61.9	5.63	54.0	122
Rhone	17.0	0.9	2.40	20.3	13.1	85.1	98	17.0	14.0	87.5	119
Yenisei	0.3	0.0	0.07	0.3	5.8	112	118	0.27	5.81	112	118
Colorado (Argentina)	33.7	69.4	7.60	111	0.61	5.21	5.82	33.7	70.0	12.8	116
Aral Drainage	6.59	42.2	0.04	49	3.0	64	67	6.59	45.2	64.5	116
Weser	7.22	0.20	2.22	10	13.6	92	106	7.22	13.8	94.6	116
Rio Prado	104	0.30	9.83	114	0.11	1.48	1.59	104	0.41	11.3	116
Dong Jiang	1.88	0.02	0.43	2	8.02	105	113	1.88	8.04	105	115
Naktong	19.3	0.05	0.16	19	7.40	87.2	94.6	19.3	7.45	87.4	114
Tone	1.32	0.01	0.47	2	8.59	104	112	1.32	8.60	104	114
Narmada	69.4	9.32	5.24	84	1.47	27.1	28.6	69.4	10.8	32.4	113
Sanaga	111	0.00	0.58	112	0.04	0.62	0.66	111	0.04	1.20	112
Grande De Matagalpa	80.0	1.45	27.8	109	0.08	1.29	1.37	80	1.53	29.1	111
Yodo	0.24	0.00	0.08	0	8.28	100	108	0	8.28	100	108
Sungai Mahakam	102	0.03	5.69	107	0.02	0.42	0.45	102	0.05	6.11	108
Luan He	7.46	1.31	2.99	12	6.69	87	94	7.46	8.00	90.2	106
Fuchun Jiang	8.83	0.10	2.27	11	6.55	85	92	8.83	6.66	87.6	103
Irrawaddy	75.9	0.18	0.55	77	1.56	24	26	76	1.73	24.8	102
Batang Kuantan	89.3	0.16	6.14	95.6	0.04	0.7	0.8	89.3	0.2	6.9	96.3
Eel River (Calif.)	44.7	1.98	1.50	48.1	1.15	6.1	7.3	44.7	3.1	7.6	55.4
Salado	88.3	0.32	1.35	89.9	0.23	2.6	2.8	88.3	0.6	3.9	92.8
Armeria	44.9	20.1	16.8	81.9	1.02	9.7	10.7	44.9	21.1	26.5	92.6
Verde	46.0	2.46	24.9	73.3	1.67	15.9	17.5	46.0	4.1	40.7	90.8
Brantas	69.7	0.75	14.3	84.7	0.25	4.2	4.5	69.7	1.0	18.5	89.2
Limpopo	24.6	43.9	2.3	70.8	1.63	16.3	17.9	24.6	45.6	18.6	88.7

Drainage*	Related to consumption of agricultural products				Related to consumption of industrial products			Related to consumption of agricultural and industrial products			
	Green	Blue	Grey	Total	Blue	Grey	Total	Green	Blue	Grey	Total
Solo (Bengawan Solo)	68.5	0.67	13.8	83.0	0.31	5.2	5.5	68.5	0.98	19.0	88.5
Rajang	76.5	0.00	1.37	77.9	0.58	9.2	9.7	76.5	0.58	10.5	87.6
Tapti River	47.1	7.25	3.54	57.8	1.46	27.0	28.5	47.1	8.72	30.5	86.3
Loire	12.6	0.24	0.99	13.8	9.54	62.2	71.8	12.6	9.78	63.2	85.6
Min Jiang	3.9	0.07	1.15	5.09	5.69	74.2	79.8	3.9	5.76	75.3	84.9
Davo	84.6	0.00	0.18	84.8	0.01	0.1	0.1	84.6	0.01	0.30	84.9
Han Jiang	1.6	0.02	0.41	2.05	5.70	74.2	79.9	1.6	5.72	74.6	82.0
Cavally	81.2	0.00	0.16	81.4	0.01	0.17	0.18	81.2	0.01	0.3	81.5
Thames	1.4	0.00	0.36	1.77	8.75	68.4	77.1	1.4	8.75	68.7	78.9
Saguenay (Riviere)	13.5	0.00	3.58	17.1	8.17	52.2	60.4	13.5	8.17	55.8	77.5
Churchill River	50.8	0.01	7.86	58.7	2.37	15.1	17.5	50.8	2.37	23.0	76.2
Wisla	23.7	0.22	8.11	32.1	3.91	39.8	43.7	23.7	4.13	47.9	75.7
Rio Paraguacu	59.4	0.87	10.3	70.6	0.29	3.81	4.10	59.4	1.16	14.1	74.7
Fuerte	24.2	25.3	11.3	60.8	0.87	8.21	9.07	24.2	26.2	19.5	69.9
Mahanadi River (Mahahadi)	19.3	2.18	1.65	23.1	2.40	44.2	46.6	19.3	4.57	45.8	69.7
Mamberamo	66.7	0.00	2.08	68.8	0.01	0.21	0.22	66.7	0.01	2.28	69.0
Penobscot River	37.9	0.47	19.4	57.7	4.66	24.9	29.5	37.9	5.13	44.3	87.3
Neva	2.8	0.00	0.12	2.88	3.16	59.8	63.0	2.75	3.16	59.9	65.8
Ca	24.9	0.03	12.9	37.8	1.42	26.5	28.0	24.9	1.45	39.4	65.7
Oder River	19.8	0.21	7.97	28.0	3.85	32.9	36.7	19.8	4.06	40.9	64.8
Lake Mar Chiquita	47.1	6.24	3.57	56.9	0.51	5.64	6.15	47.1	6.75	9.21	63.0
Congo	33.9	0.08	0.31	34.3	1.66	23.2	24.9	33.9	1.74	23.5	59.2
Rapel	30.6	15.4	10.1	56.0	0.40	2.08	2.47	30.6	15.8	12.1	58.5
Guadiana	23.9	30.5	3.07	57.5	0.36	0.51	0.87	23.9	30.9	3.58	58.4
Damodar River	8.98	0.22	0.78	10.0	2.46	45.3	47.7	8.98	2.68	46.1	57.7
Ural	0.93	0.07	0.10	1.1	2.73	52.5	55.3	0.93	2.80	52.6	56.4
Shebelle	47.0	0.97	7.17	55.1	0.02	0.36	0.38	47.0	0.99	7.53	55.5
Balkhash	1.46	1.08	0.76	3.3	2.86	48.8	51.6	1.46	3.94	49.6	54.9
Kelantan	33.4	0.04	0.53	34.0	1.17	18.4	19.6	33.4	1.21	19.0	53.6
Paraiba Do Sul	23.9	0.30	11.3	35.5	1.28	16.7	18.0	23.9	1.58	28.0	53.4
Lake Chad	1.21	0.32	0.01	1.5	2.75	48.1	50.9	1.21	3.08	48.1	52.4
Kuban	0.49	0.09	0.06	0.6	2.57	49.1	51.7	0.49	2.66	49.1	52.3
Vaenern-Goeta	28.0	0.05	7.20	35.3	2.10	14.4	16.5	28.0	2.16	21.6	51.8
Orange	8.96	14.9	1.36	25.2	1.92	23.3	25.3	8.96	16.8	24.7	50.5
Rio Jacui	39.8	0.02	3.21	43.0	0.47	6.22	6.69	39.8	0.49	9.43	49.7
San Juan (Columbia - Pacific)	19.0	2.78	24.0	45.8	0.06	0.80	0.85	19.0	2.83	24.8	46.7
Mahi River	22.3	2.93	1.71	26.9	0.95	17.6	18.6	22.3	3.88	19.3	45.5
Salween	13.1	0.26	1.56	14.9	2.07	27.8	29.8	13.1	2.33	29.3	44.8
Jequitinhonha	34.2	0.07	8.08	42.4	0.16	2.14	2.30	34.2	0.23	10.2	44.7
Dead Sea	2.41	8.90	1.87	13.2	2.33	29.1	31.4	2.41	11.2	31.0	44.6
Garonne	12.9	0.28	0.69	13.8	4.02	26.2	30.3	12.9	4.30	26.9	44.1
Pra	43.1	0.00	0.02	43.1	0.05	0.86	0.92	43.1	0.06	0.9	44.0
Skagit River	32.8	0.83	9.44	43.1	2.58	13.8	16.4	32.8	3.42	23.3	59.5
Dalinghe	4.17	0.38	1.75	6.3	2.66	34.7	37.3	4.2	3.04	36.4	43.7
Tocantins	28.0	0.47	2.76	31.3	0.87	11.4	12.3	28.0	1.34	14.2	43.6
Uwimbu	42.3	0.01	1.19	43.5	0.00	0.03	0.03	42.3	0.01	1.22	43.5
Dniestr	2.57	0.07	0.04	2.68	2.87	37.9	40.7	2.57	2.93	37.9	43.4
Kinabatangan	34.5	0.00	0.69	35.2	0.43	6.76	7.19	34.5	0.43	7.45	42.4
Trent	1.52	0.01	0.39	1.92	4.38	34.2	38.6	1.52	4.38	34.6	40.5
Chira	16.7	16.6	3.84	37.1	0.26	2.81	3.07	16.7	16.9	6.65	40.2
Tano	39.9	0.00	0.05	39.9	0.02	0.26	0.27	39.9	0.02	0.30	40.2
Penner River	16.7	2.15	1.21	20.0	0.94	17.4	18.4	16.7	3.09	18.6	38.4
Mae Klong	18.4	1.87	4.75	25.0	0.63	11.1	11.7	18.4	2.50	15.8	36.7
Kokemaenjoki	23.3	0.00	1.03	24.3	1.06	10.7	11.8	23.3	1.07	11.8	36.1
Cross	14.5	0.00	0.04	14.6	1.13	19.8	21.0	14.5	1.14	19.9	35.5
Ebro	17.6	14.6	2.28	34.4	0.64	0.10	0.75	17.6	15.2	2.38	35.1
Tejo	16.3	13.2	2.11	31.6	1.53	1.49	3.02	16.3	14.7	3.60	34.6
Conception	9.18	8.49	3.48	21.2	0.60	4.68	5.28	9.18	9.087	8.16	26.4
San Pedro	11.2	4.12	5.25	20.5	1.27	12.1	13.3	11.2	5.392	17.3	33.8
Kizilirmak	13.7	6.09	5.39	25.2	0.51	7.85	8.36	13.7	6.599	13.2	33.6
Douro	17.0	10.8	1.84	29.7	0.88	2.83	3.71	17.0	11.7	4.67	33.4
Sungai Kajan	31.6	0.00	1.40	33.0	0.01	0.12	0.12	31.6	0.01	1.52	33.2
Tana	24.2	0.69	7.12	32.0	0.03	0.55	0.59	24.2	0.73	7.67	32.5

Drainage*	Related to consumption of agricultural products				Related to consumption of industrial products			Related to consumption of agricultural and industrial products			
	Green	Blue	Grey	Total	Blue	Grey	Total	Green	Blue	Grey	Total
Vuoksi	19.7	0.00	0.92	20.6	1.01	10.4	11.4	19.7	1.01	11.3	32.1
Kura	7.30	2.39	1.56	11.2	1.12	19.6	20.7	7.30	3.51	21.1	31.9
Sakarya	11.1	5.55	4.03	20.7	0.65	10.0	10.6	11.1	6.2	14.0	31.3
Brahmani River (Bhahmani)	8.81	0.71	0.71	10.2	1.08	19.8	20.9	8.81	1.78	20.5	31.1
Atrato	12.9	0.01	17.3	30.2	0.06	0.85	0.9	12.9	0.1	18.1	31.1
Maputo	24.2	3.78	0.18	28.1	0.12	1.41	1.5	24.2	3.9	1.59	29.6
Mangoky	13.1	13.3	0.28	26.7	0.02	0.43	0.5	13.1	13.3	0.70	27.2
Biobio	17.4	1.99	5.27	24.6	0.35	1.84	2.2	17.4	2.34	7.11	26.8
Northern Dvina(Severnaya Dvina)	0.04	0.00	0.01	0.05	1.28	24.3	25.6	0.04	1.28	24.4	25.7
Yukon River	94.9	0.02	0.01	95.0	3.9	21.6	25.5	94.9	3.93	21.6	120.5
Lake Vattern	16.3	0.20	4.38	20.9	0.57	3.91	4.48	16.3	0.77	8.28	25.4
Moose River (Trib. Hudson Bay)	1.41	0.00	0.33	1.74	3.19	20.4	23.6	1.41	3.19	20.7	25.3
Tsiribihina	10.8	12.0	0.17	23.0	0.10	1.75	1.85	10.8	12.1	1.92	24.8
Shinano, Chikuma	0.60	0.00	0.21	0.81	1.83	22.1	23.9	0.6	1.83	22.3	24.7
Queme	18.6	0.00	0.01	18.7	0.33	5.72	6.04	18.6	0.33	5.73	24.7
Fitzroy	12.3	8.30	2.32	22.9	0.05	0.51	0.56	12.3	8.35	2.83	23.5
Incomati	15.3	4.80	0.53	20.6	0.19	2.01	2.21	15.3	4.99	2.54	22.8
Ishikari	0.50	0.00	0.22	0.7	1.67	20.1	21.8	0.50	1.67	20.3	22.5
Tranh (Nr Thu Bon)	6.90	0.05	3.52	10.5	0.59	11.0	11.6	6.90	0.64	14.5	22.0
Eilanden	21.4	0.00	0.55	21.9	0.00	0.03	0.03	21.4	0.00	0.58	22.0
Kiso	0.10	0.00	0.03	0.1	1.63	19.7	21.3	0.10	1.63	19.7	21.4
Sepik	19.5	0.00	1.19	20.7	0.00	0.06	0.07	19.5	0.00	1.26	20.7
Lake Turkana	19.4	0.24	0.68	20.3	0.01	0.17	0.18	19.4	0.25	0.84	20.5
Lena	0.00	0.00	0.00	0.0	0.95	18.2	19.2	0.00	0.95	18.2	19.2
Lake Titicaca	8.91	1.69	4.13	14.7	0.56	3.85	4.41	8.91	2.25	7.98	19.1
Negro (Argentina)	8.72	7.66	0.99	17.4	0.09	0.98	1.07	8.72	7.74	1.97	18.4
Kymijoki	8.93	0.00	0.40	9.33	0.80	8.07	8.87	8.93	0.80	8.47	18.2
Burdekin	11.9	3.29	2.66	17.9	0.02	0.24	0.26	11.9	3.31	2.90	18.1
Galana	13.2	0.25	3.53	16.9	0.04	0.67	0.70	13.2	0.29	4.19	17.7
Mucuri	13.4	0.06	3.44	16.9	0.05	0.72	0.77	13.4	0.11	4.16	17.6
Neman	0.88	0.00	0.16	1.04	0.79	14.8	15.6	0.88	0.79	15.0	16.7
Sebou	4.31	9.28	0.48	14.1	0.12	1.31	1.44	4.31	9.40	1.80	15.5
Tenryu	0.16	0.00	0.05	0.21	1.16	14.0	15.1	0.16	1.16	14.0	15.3
Kitakami	0.48	0.00	0.19	0.68	1.10	13.3	14.3	0.48	1.10	13.4	15.0
Western Dvina (Daugava)	0.38	0.00	0.05	0.43	0.75	13.7	14.4	0.38	0.75	13.7	14.9
Narva	0.93	0.00	0.11	1.04	0.70	13.0	13.7	0.93	0.70	13.2	14.8
Rio Itapicuru	11.6	0.14	0.54	12.3	0.18	2.31	2.49	11.6	0.3	2.85	14.8
Rio Parnaiba	3.12	0.51	0.69	4.32	0.68	8.92	9.60	3.12	1.19	9.61	13.9
Southern Bug	0.69	0.02	0.06	0.77	0.63	12.47	13.10	0.69	0.65	12.5	13.9
Issyk-Kul	0.22	0.44	0.01	0.67	0.62	12.03	12.65	0.22	1.06	12.0	13.3
Mogami	0.17	0.00	0.07	0.24	0.96	11.57	12.53	0.17	0.96	11.6	12.8
Limari	4.06	5.21	2.04	11.31	0.08	0.40	0.47	4.06	5.29	2.43	11.8
Tugela	4.97	3.61	0.58	9.15	0.24	2.38	2.62	4.97	3.85	2.96	11.8
Rio Ribeira Do Iguape	4.71	0.01	0.18	4.90	0.45	5.94	6.39	4.71	0.46	6.12	11.3
Gloma	0.06	0.00	0.01	0.07	1.12	9.61	10.73	0.06	1.12	9.62	10.8
Save	5.72	4.26	0.16	10.1	0.02	0.20	0.21	5.72	4.27	0.35	10.3
Sittang River	8.24	0.01	0.00	8.24	0.05	1.04	1.10	8.24	0.06	1.04	9.34
Nottaway	0.57	0.00	0.15	0.72	1.15	7.33	8.47	0.57	1.15	7.47	9.19
Pechora	0.00	0.00	0.00	0.00	0.45	8.59	9.04	0.00	0.45	8.59	9.04
Chelif	0.00	0.00	0.00	0.01	0.73	8.22	8.95	0.00	0.73	8.22	8.96
Rio Capim	7.15	0.00	0.30	7.45	0.11	1.38	1.48	7.15	0.11	1.67	8.93
Santa	5.05	1.92	0.62	7.59	0.16	1.01	1.17	5.05	2.08	1.63	8.76
Skeena River	0.00	0.00	0.00	0.00	1.17	7.50	8.68	0.00	1.17	7.50	8.68
Rio Jaguaribe	1.74	1.00	0.41	3.15	0.39	5.06	5.44	1.74	1.38	5.46	8.59
Oulujoki	5.33	0.00	0.24	5.56	0.27	2.74	3.00	5.33	0.27	2.97	8.57
Cuanza	0.00	0.00	0.00	0.00	0.55	7.48	8.03	0.00	0.55	7.48	8.03
Ogooue	2.65	0.00	0.01	2.66	0.50	4.52	5.02	2.65	0.50	4.53	7.67
Buzi	4.36	2.62	0.06	7.04	0.00	0.01	0.01	4.36	2.62	0.07	7.05
Kouilou	2.89	1.81	0.01	4.70	0.13	1.70	1.84	2.89	1.94	1.71	6.54
Nyong	6.20	0.00	0.01	6.21	0.01	0.17	0.18	6.20	0.01	0.18	6.39
Groot-Vis	2.51	2.61	0.36	5.48	0.04	0.40	0.44	2.51	2.65	0.76	5.92

Note:

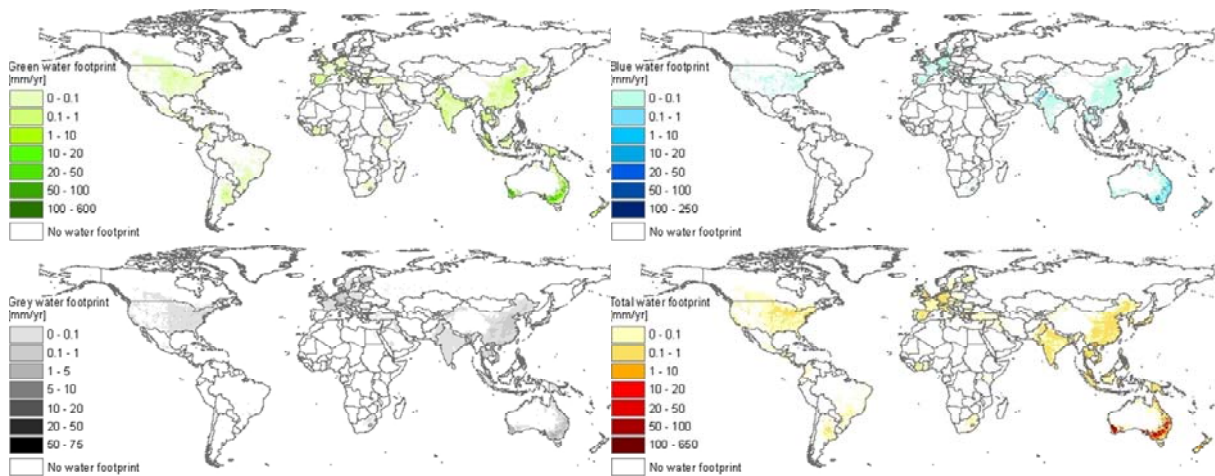
* River basins which are fully or partly within the US are indicated by bold font

* River basins naming and boundary polygon map from:

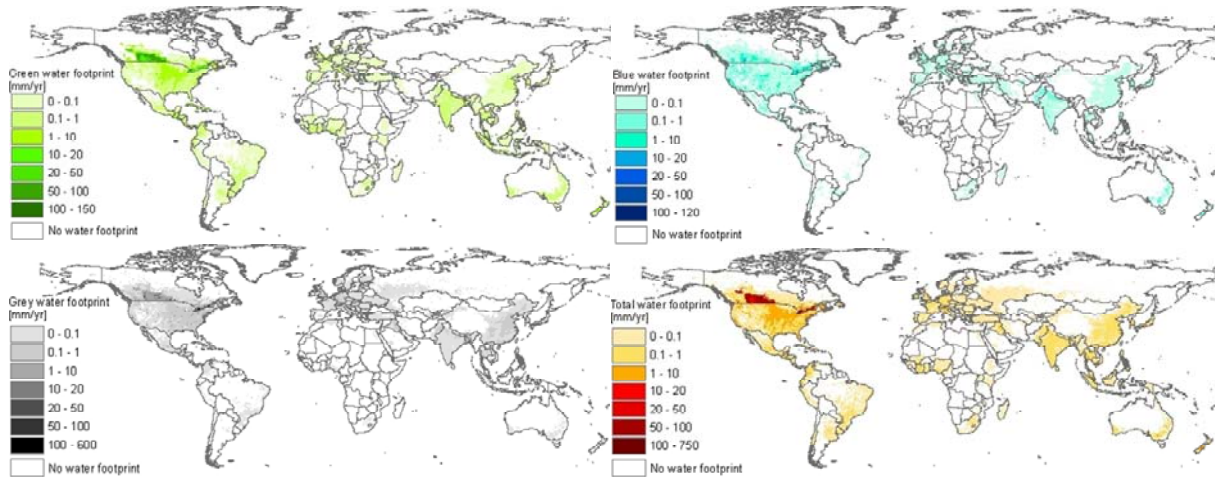
Global Runoff Data Centre (2007) Major River Basins of the World, Global Runoff Data Centre, Koblenz, Federal Institute of Hydrology (BfG), Germany.

Appendix XI. The global water footprint of national consumption: maps for selected countries

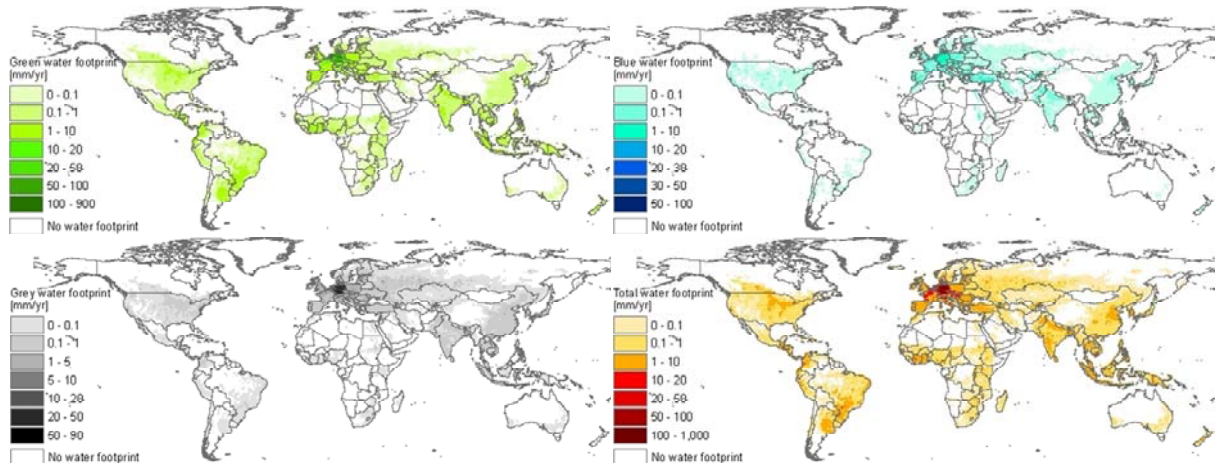
The global water footprint of consumption by the inhabitants of **Australia** (period 1996-2005)



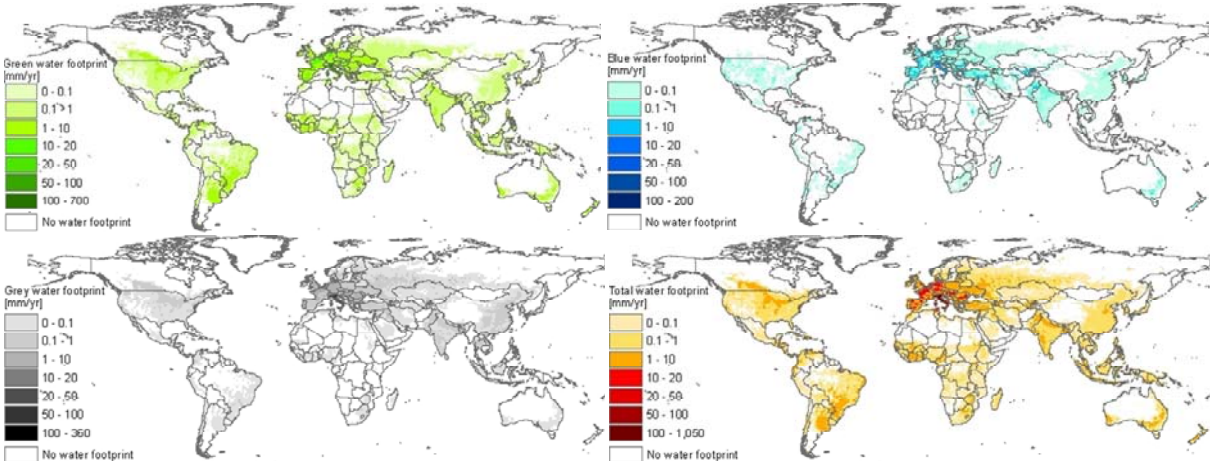
The global water footprint of consumption by the inhabitants of **Canada** (period 1996-2005)



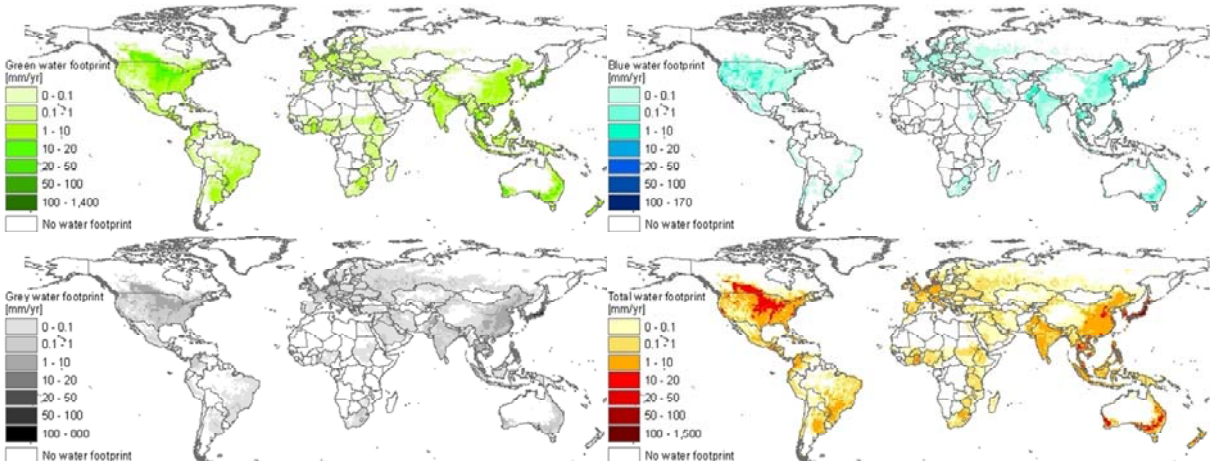
The global water footprint of consumption by the inhabitants of **Germany** (period 1996-2005)



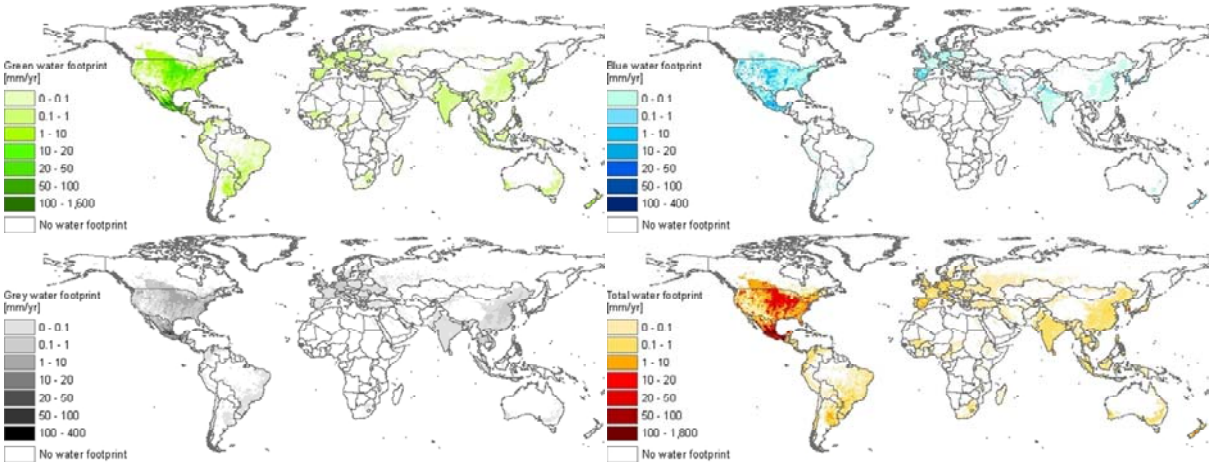
The global water footprint of consumption by the inhabitants of **Italy** (period 1996-2005)



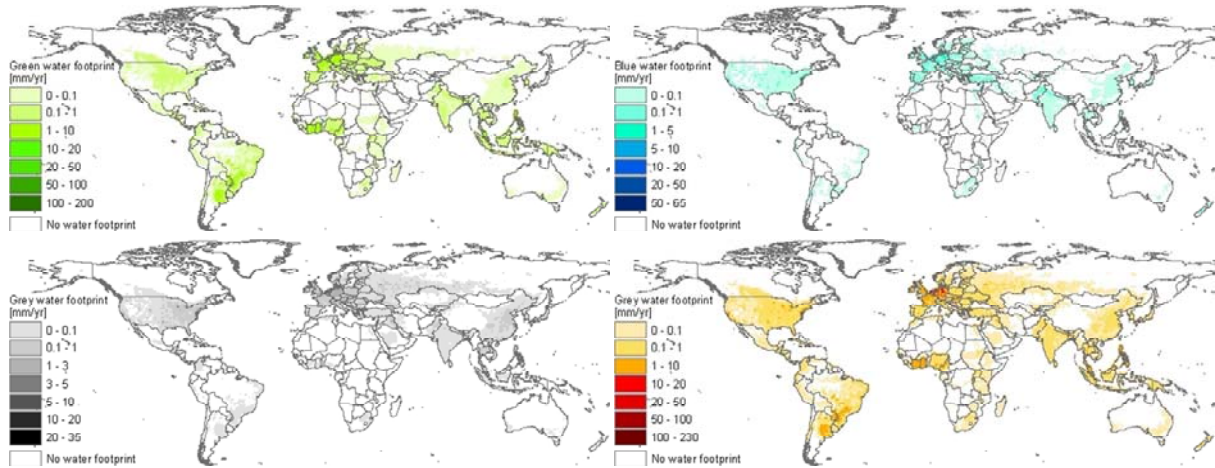
The global water footprint of consumption by the inhabitants of **Japan** (period 1996-2005)



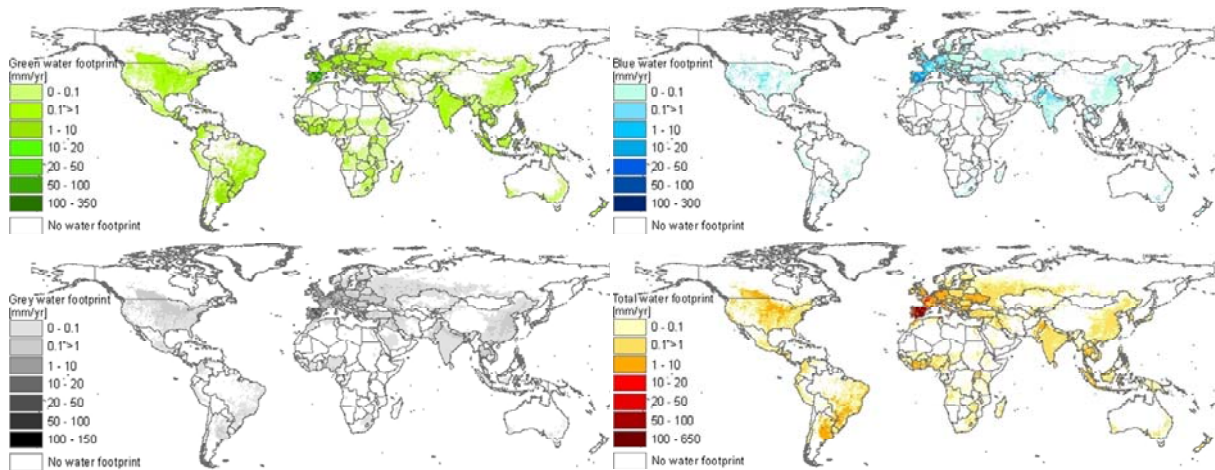
The global water footprint of consumption by the inhabitants of **Mexico** (period 1996-2005)



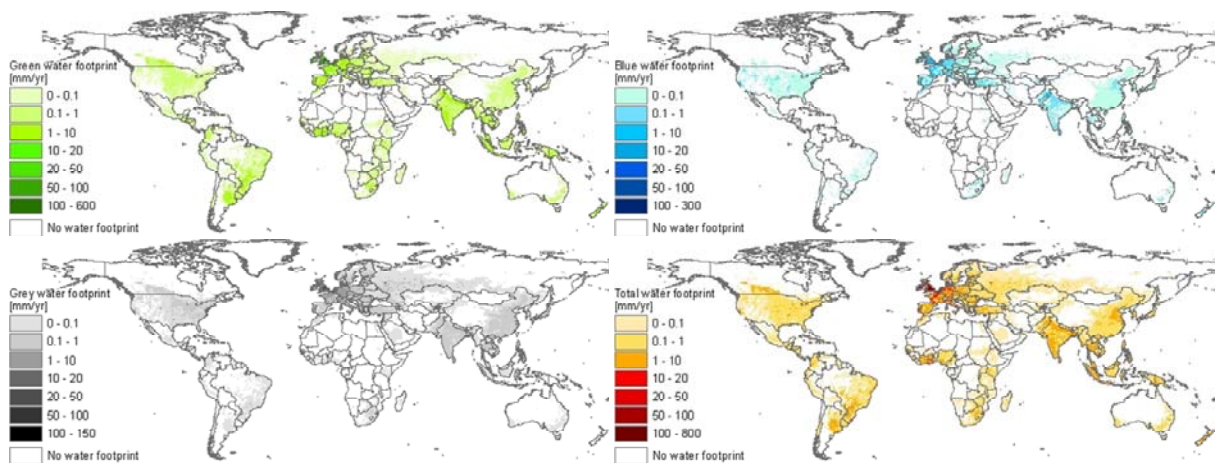
The global water footprint of consumption by the inhabitants of **the Netherlands** (period 1996-2005)



The global water footprint of consumption by the inhabitants of **Spain** (period 1996-2005)



The global water footprint of consumption by the inhabitants of **United Kingdom** (period 1996-2005)



Value of Water Research Report Series

Editorial board:

Arjen Y. Hoekstra – University of Twente, a.y.hoekstra@utwente.nl

Hubert H.G. Savenije – Delft University of Technology, h.h.g.savenije@tudelft.nl

Pieter van der Zaag – UNESCO-IHE Institute for Water Education, p.vanderzaag@unesco-ihe.org

1. Exploring methods to assess the value of water: A case study on the Zambezi basin.
A.K. Chapagain – February 2000
2. Water value flows: A case study on the Zambezi basin.
A.Y. Hoekstra, H.H.G. Savenije and A.K. Chapagain – March 2000
3. The water value-flow concept.
I.M. Seyam and A.Y. Hoekstra – December 2000
4. The value of irrigation water in Nyanyadzi smallholder irrigation scheme, Zimbabwe.
G.T. Pazvakawambwa and P. van der Zaag – January 2001
5. The economic valuation of water: Principles and methods
J.I. Agudelo – August 2001
6. The economic valuation of water for agriculture: A simple method applied to the eight Zambezi basin countries
J.I. Agudelo and A.Y. Hoekstra – August 2001
7. The value of freshwater wetlands in the Zambezi basin
I.M. Seyam, A.Y. Hoekstra, G.S. Ngabirano and H.H.G. Savenije – August 2001
8. ‘Demand management’ and ‘Water as an economic good’: Paradigms with pitfalls
H.H.G. Savenije and P. van der Zaag – October 2001
9. Why water is not an ordinary economic good
H.H.G. Savenije – October 2001
10. Calculation methods to assess the value of upstream water flows and storage as a function of downstream benefits
I.M. Seyam, A.Y. Hoekstra and H.H.G. Savenije – October 2001
11. Virtual water trade: A quantification of virtual water flows between nations in relation to international crop trade
A.Y. Hoekstra and P.Q. Hung – September 2002
12. Virtual water trade: Proceedings of the international expert meeting on virtual water trade
A.Y. Hoekstra (ed.) – February 2003
13. Virtual water flows between nations in relation to trade in livestock and livestock products
A.K. Chapagain and A.Y. Hoekstra – July 2003
14. The water needed to have the Dutch drink coffee
A.K. Chapagain and A.Y. Hoekstra – August 2003
15. The water needed to have the Dutch drink tea
A.K. Chapagain and A.Y. Hoekstra – August 2003
16. Water footprints of nations, Volume 1: Main Report, Volume 2: Appendices
A.K. Chapagain and A.Y. Hoekstra – November 2004
17. Saving water through global trade
A.K. Chapagain, A.Y. Hoekstra and H.H.G. Savenije – September 2005
18. The water footprint of cotton consumption
A.K. Chapagain, A.Y. Hoekstra, H.H.G. Savenije and R. Gautam – September 2005
19. Water as an economic good: the value of pricing and the failure of markets
P. van der Zaag and H.H.G. Savenije – July 2006
20. The global dimension of water governance: Nine reasons for global arrangements in order to cope with local water problems
A.Y. Hoekstra – July 2006
21. The water footprints of Morocco and the Netherlands
A.Y. Hoekstra and A.K. Chapagain – July 2006
22. Water’s vulnerable value in Africa
P. van der Zaag – July 2006
23. Human appropriation of natural capital: Comparing ecological footprint and water footprint analysis
A.Y. Hoekstra – July 2007
24. A river basin as a common-pool resource: A case study for the Jaguaribe basin in Brazil
P.R. van Oel, M.S. Krol and A.Y. Hoekstra – July 2007
25. Strategic importance of green water in international crop trade
M.M. Aldaya, A.Y. Hoekstra and J.A. Allan – March 2008

26. Global water governance: Conceptual design of global institutional arrangements
M.P. Verkerk, A.Y. Hoekstra and P.W. Gerbens-Leenes – March 2008
27. Business water footprint accounting: A tool to assess how production of goods and services impact on freshwater resources worldwide
P.W. Gerbens-Leenes and A.Y. Hoekstra – March 2008
28. Water neutral: reducing and offsetting the impacts of water footprints
A.Y. Hoekstra – March 2008
29. Water footprint of bio-energy and other primary energy carriers
P.W. Gerbens-Leenes, A.Y. Hoekstra and Th.H. van der Meer – March 2008
30. Food consumption patterns and their effect on water requirement in China
J. Liu and H.H.G. Savenije – March 2008
31. Going against the flow: A critical analysis of virtual water trade in the context of India's National River Linking Programme
S. Verma, D.A. Kampman, P. van der Zaag and A.Y. Hoekstra – March 2008
32. The water footprint of India
D.A. Kampman, A.Y. Hoekstra and M.S. Krol – May 2008
33. The external water footprint of the Netherlands: Quantification and impact assessment
P.R. van Oel, M.M. Mekonnen and A.Y. Hoekstra – May 2008
34. The water footprint of bio-energy: Global water use for bio-ethanol, bio-diesel, heat and electricity
P.W. Gerbens-Leenes, A.Y. Hoekstra and Th.H. van der Meer – August 2008
35. Water footprint analysis for the Guadiana river basin
M.M. Aldaya and M.R. Llamas – November 2008
36. The water needed to have Italians eat pasta and pizza
M.M. Aldaya and A.Y. Hoekstra – May 2009
37. The water footprint of Indonesian provinces related to the consumption of crop products
F. Bultink, A.Y. Hoekstra and M.J. Booij – May 2009
38. The water footprint of sweeteners and bio-ethanol from sugar cane, sugar beet and maize
P.W. Gerbens-Leenes and A.Y. Hoekstra – November 2009
39. A pilot in corporate water footprint accounting and impact assessment: The water footprint of a sugar-containing carbonated beverage
A.E. Ercin, M.M. Aldaya and A.Y. Hoekstra – November 2009
40. The blue, green and grey water footprint of rice from both a production and consumption perspective
A.K. Chapagain and A.Y. Hoekstra – March 2010
41. Water footprint of cotton, wheat and rice production in Central Asia
M.M. Aldaya, G. Muñoz and A.Y. Hoekstra – March 2010
42. A global and high-resolution assessment of the green, blue and grey water footprint of wheat
M.M. Mekonnen and A.Y. Hoekstra – April 2010
43. Biofuel scenarios in a water perspective: The global blue and green water footprint of road transport in 2030
A.R. van Lienden, P.W. Gerbens-Leenes, A.Y. Hoekstra and Th.H. van der Meer – April 2010
44. Burning water: The water footprint of biofuel-based transport
P.W. Gerbens-Leenes and A.Y. Hoekstra – June 2010
45. Mitigating the water footprint of export cut flowers from the Lake Naivasha Basin, Kenya
M.M. Mekonnen and A.Y. Hoekstra – June 2010
46. The green and blue water footprint of paper products: methodological considerations and quantification
P.R. van Oel and A.Y. Hoekstra – July 2010
47. The green, blue and grey water footprint of crops and derived crop products
M.M. Mekonnen and A.Y. Hoekstra – December 2010
48. The green, blue and grey water footprint of animals and derived animal products
M.M. Mekonnen and A.Y. Hoekstra – December 2010
49. The water footprint of soy milk and soy burger and equivalent animal products
A.E. Ercin, M.M. Aldaya and A.Y. Hoekstra – February 2011
50. National water footprint accounts: The green, blue and grey water footprint of production and consumption
M.M. Mekonnen and A.Y. Hoekstra – May 2011

Reports can be downloaded from:

www.waterfootprint.org

www.unesco-ihc.org/value-of-water-research-report-series

UNESCO-IHE
P.O. Box 3015
2601 DA Delft
The Netherlands

Website www.unesco-ihe.org
Phone +31 15 2151715

University of Twente

Delft University of Technology

UNESCO-IHE
Institute for Water Education



UNIVERSITY OF TWENTE.

 **TU**Delft
Delft University of Technology

The TU Delft logo consists of a stylized flame icon above the letters "TU", followed by the word "Delft" in a bold, sans-serif font. Below this, the full name "Delft University of Technology" is written in a smaller, regular font.