

Stephen F. Austin State University
SFA ScholarWorks

Faculty Publications

Physics and Astronomy

1994

Listening to Free Fall with the MacRecorder

Thomas O. Callaway

James C. Dennis

Follow this and additional works at: https://scholarworks.sfasu.edu/physicsandastronomy_facultypubs



Part of the [Physics Commons](#)

[Tell us](#) how this article helped you.

Listening to free fall with the MacRecorder

Cite as: The Physics Teacher **32**, 88 (1994); <https://doi.org/10.1119/1.2343912>

Published Online: 03 September 1998

Tom Callaway, and James Dennis



View Online



Export Citation

ARTICLES YOU MAY BE INTERESTED IN

[The Color of the Sun - Perception and Spectral Density](#)

The Physics Teacher **56**, 600 (2018); <https://doi.org/10.1119/1.5080572>

[Archimedes' Principle Using Energy Considerations](#)

The Physics Teacher **56**, 616 (2018); <https://doi.org/10.1119/1.5080579>

[Driven Pendulum: An Advanced Experiment](#)

The Physics Teacher **56**, 636 (2018); <https://doi.org/10.1119/1.5080586>



Listening to Free Fall with the MacRecorder

Tom Callaway and James Dennis

Physics Department, Stephen F. Austin State University, Nacogdoches, TX 75962

Here is a method of analyzing a classic free-fall demonstration¹ using current desktop computer technology.² You will need string, lead fishing weights from a local hardware store, a Macintosh computer, and a MacRecorder, or a comparable audio digitizer for the Macintosh. The MacRecorder digitizes eight bits of sound at a maximum rate of 22 kHz, and can play back recorded sounds, show sounds graphically, and analyze them in several modes. For the recordings shown here, time intervals were taken directly from the sound "pictures," which are similar to digital oscilloscope frames. SoundEdit, a software package that comes with the MacRecorder, provides movable markers and time bases to use with digitized frames.

The lead weights are grooved so that they can be pinched onto the string. If the weights are equally spaced, then the distance from the floor for each weight is nd , where d is the spacing and n is an integer. The free-fall equation with no air resistance and zero initial velocity is $nd = gt^2/2$, which can be expressed as

$$t = \sqrt{2nd/g} \quad (1)$$

where d is chosen to allow a reasonable time between collisions with the floor. Parameter t is the time taken for the weights to hit the floor, and nd is the total distance from the floor to each weight, with the spacing between weights equal to d and $n = 1, 2, 3, \dots$

The difference in the time intervals between each weight collision de-

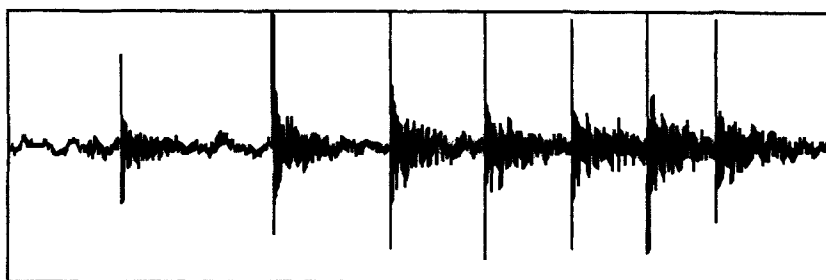


Fig. 1. MacRecording of a string of weights hitting the floor. The weights are spaced at 0.304-m (1-ft) intervals.

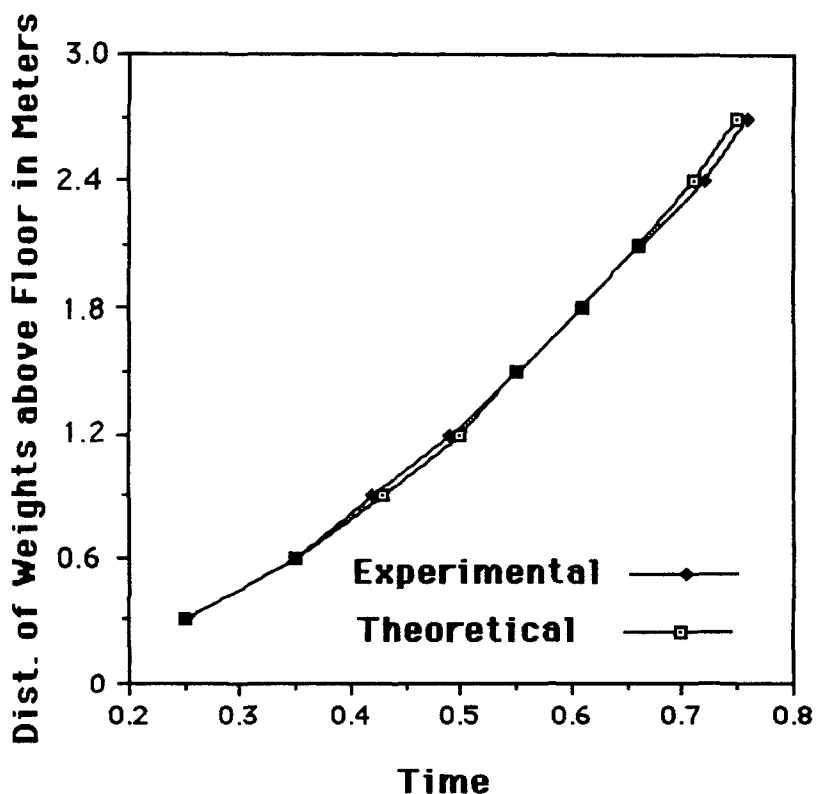


Fig. 2. Experimental vs predicted times of fall for equally spaced weights (from Fig. 1).

creases as the weight distance from the floor increases. This happens because each weight travels the final distance interval at a greater average speed. Thus the collisions with the floor increase in frequency as the string of lead weights falls.

In Fig. 1 we see that the time intervals between strikes on the floor decrease steadily when a string of equally spaced weights is dropped.

In Fig. 2 we see experimental data that is in very close agreement with theory. We can conclude that the weights fall essentially freely and encounter very little air resistance. The experimental value of g from Fig. 2 is 9.5 m/s^2 , producing a discrepancy of about 3 percent.

What happens when the beads are spaced according to the free-fall equation? The free-fall equation can be written as

$$d_n = g(n t_0)^2/2 \quad (2)$$

Parameter t_0 is the time interval chosen to be a constant, and n is an integer index for the interval. Figure 3 is a recording of five falling weights spaced to hit at $1/8$ -s time intervals. It is important that the first weight be spaced at the exact calculated distance above the floor before dropping the string (or the first weight can

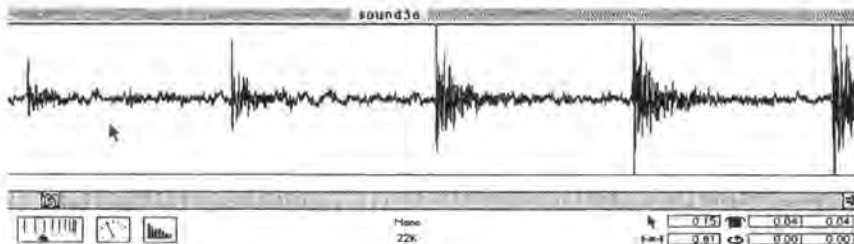


Fig. 3. MacRecording of a string of weights spaced to hit the floor at $1/8$ -s time intervals.

be placed barely touching the floor), so as a precaution we taped the bottom of the string to the floor.

The time intervals in Fig. 3 are all very nearly equal, as expected. An analysis of these recordings gives times between collisions of $1/8 \text{ s} \pm 2$ percent. The error is probably due to air friction acting on the longer string needed for equally spaced collisions.

Conclusion


We find the MacRecorder to be an effective tool for recording and analyzing audible events. The MacRecorder (or any other sound digitizing device such as the Sound Impact Pro) and the built-in microphone that comes with the new Macintosh, along with the software available for analysis of sounds, increases our ability to perform a variety of novel physics experiments.

For example, as one variation in this free-fall experiment we substituted a much heavier weight for one of the equally spaced small weights. The heavy weight behaved as if it were a small weight, just as Galileo had predicted. This result generated some excitement among our students, since most of them had predicted that the heavier weight would pull down the lighter ones. Until they encountered this exercise, our students had given little thought to Galileo's fabled comparison of falling weights. This apparatus made it simple to bring history and science together.

References

1. R.D. Edge, "Dropping a string of marbles," *Phys. Teach.* **16**, 233 (1978).
2. R. Beichner, "Using Macintosh computers in physics labs," *Phys. Teach.* **27**, 348 (1989).

Reveal the Cosmic Rays in Your Classroom!



Our diffusion cloud chambers are large enough to provide an abundance of tracks from natural background radiation, for an enthralling view of the subatomic world. High energy cosmic rays can be watched by many students simultaneously in our 51 cm jumbo model or our 26 cm standard model. Fiducial marks enable alpha particle energy measurement. An optional magnet assembly will bend Compton scattered electron trajectory. Action of the electric force on ions can also be demonstrated. Mechanical refrigeration is available for museum settings.

An effective physics demonstration reduces the amount of information a student must accept on faith; the cloud chamber accomplishes this in an area of study usually far removed from human experience. Write, call, or FAX for details.

Supersaturated Environments

A Division of Reflection Imaging, Inc.

P.O. Box 55252 Madison, WI 53705 PH (608) 238-5068 FAX 231-2312