

ENERGY SAVING DESIGN OF MEMBRANE BUILDING ENVELOPES

JAN M. CREMERS^{*†}

^{*} Hightex GmbH, Nordstr. 10, D-83253 Rimsting, Germany
www.hightexworld.com / jan.cremers@hightexworld.com
and

[†] Hochschule für Technik Stuttgart, Schellingstr. 24,
D-70174 Stuttgart, Germany
www.hft-stuttgart.de / jan.cremers@hft-stuttgart.de

Key words: Membrane, PTFE/Glass, ETFE Foils, low-E coatings, Flexible PV, Insulated Membranes, Intelligent Building Envelopes, Pneumatic/ Inflatable Structures

1 INTRODUCTION

Besides glass, a variety of other translucent and transparent materials are just as highly attractive to architects: plastics, perforated metal plate and meshing, but maybe most of all membrane materials which can also withstand structural loads. Earlier applications of textile materials have served the purpose to keep off the sun, wind, rain and snow while offering the advantage of enormous span widths and a great variety of shapes. The development of high performance membrane and foil materials on the basis of fluoropolymers, e.g. translucent membrane material such as PTFE-(poly tetrafluoroethylene) coated glass fibres or transparent foils made of a copolymer of ethylene and tetrafluoroethylene (ETFE) were milestones in the search for appropriate materials for the building envelope.

The variety of projects that offer vastly different type and scale shows the enormous potential of these high-tech, high performance building materials which in its primordial form are among the oldest of mankind. Their predecessors, animal skins, were used to construct the very first type of building envelopes, namely tents. Since those days, building has become a global challenge. Usually building structures are highly inflexible but long-lasting and they account for the largest share of global primary energy consumption. It is obvious that the building sector has to develop international strategies and adequate local solutions to deal with this situation.

Principally, building envelopes as facades or roofs are the separating and filtering layers between outside and inside, between nature and adapted spaces occupied by people. In historic terms, the primary reason for creating this effective barrier between interior and exterior was the desire for protection against a hostile outside world and adverse weather conditions. Various other requirements and aspects have been added to these protective functions: light transmission, an adequate air exchange rate, a visual relationship with the surroundings, aesthetic and meaningful appearance etc.

Accurate knowledge of all these targets is crucial to the success of the design as they have a direct influence on the construction. They determine the amount of energy and materials required for construction and operation in the long term. In this context, transparent and translucent materials play an important role for the building envelope as they not only allow light to pass through but also energy. [1]-[6]

2 INNOVATIONS

In the last few decades, rapid developments in material production types (e.g. laminates) and surface refinement of membrane materials (e.g. coatings) have been constant stimuli for innovation. As a result, modern membrane technology is a key factor for intelligent, flexible building shells, complementing and enriching today's range of traditional building materials (Fig. 1). [7]

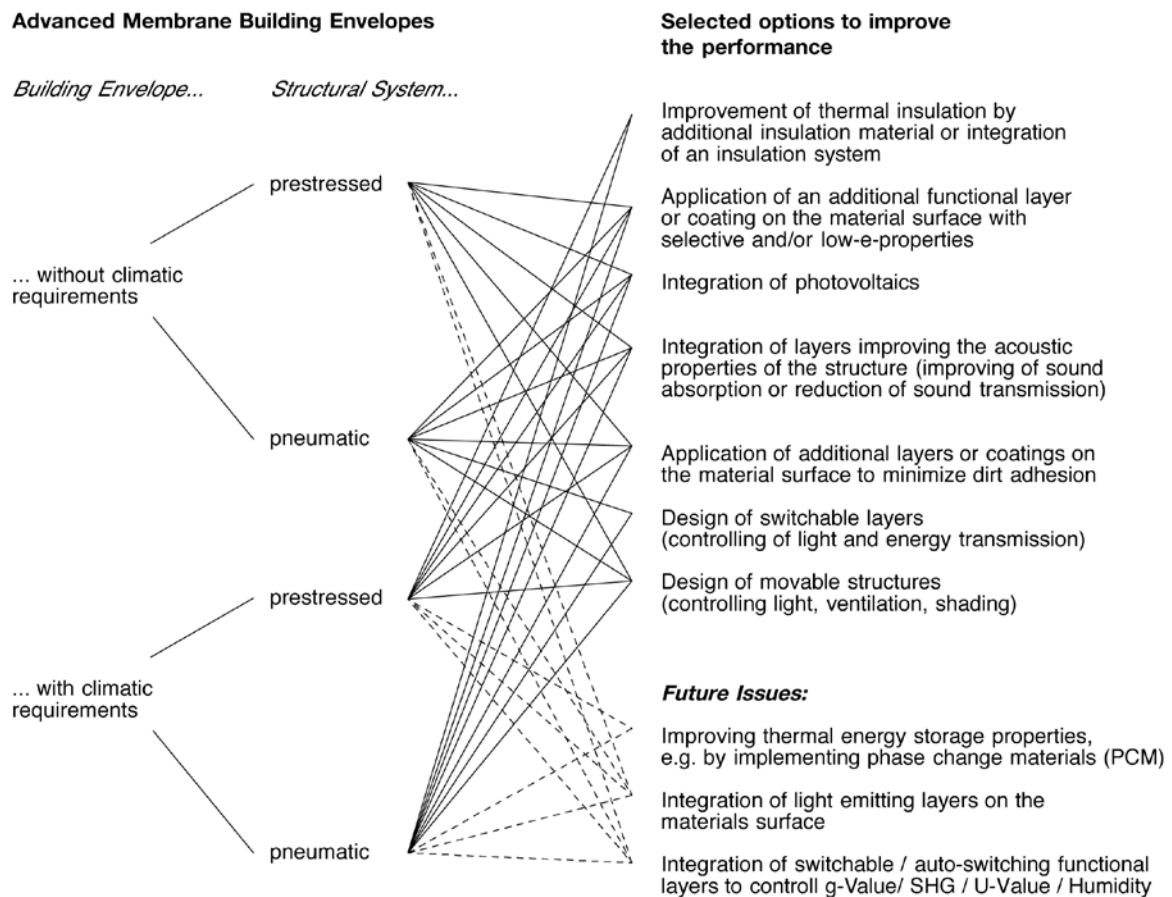


Figure 1: Selected issues for future membrane research activities (Source: Jan Cremers [5])

2.1 Second skin façades

The Centre for Gerontology, a spiral building in the South of Germany, houses a shopping area on the ground floor and provides office space on the upper floors (Fig. 2). A special characteristic is the horizontal walkway arranged outside of the standard post and rail facade which forms the thermal barrier. The walkway is protected from the weather by a secondary skin. The complex geometry, the creative ideas of the architect and the economical conditions have been a special challenge and led to the implementation of a highly transparent membrane facade with high visibility between the inside and the outside due to its much reduced substructure. Moreover, because of this 'climate envelope', an energy saving intermediate temperature range is created as a buffer, which can be ventilated naturally by controllable, glazed flaps in the base and ceiling area. This secondary skin has a surface area of approximately 1550 m² and was constructed by the Hightex Group as a facade with a pre-stressed single layer ETFE membrane with a specially developed fixing system using lightweight clamping extrusions. This was the first implementation of this type of facade featuring a second skin made of single layer stressed ETFE membrane anywhere in the world.



Figure 2: Second skin façade of the Centre for Gerontology, Bad Tölz (Source: Jan Cremers)

Printing the transparent membrane with a silver dot fritting pattern serves as light scatter and sun protection. The fluoropolymer-plastic ETFE used, which until then was mainly used for pneumatically pre-stressed cushion structures (comp. Fig. 4+5), has a range of outstanding properties which predestinates it for building envelopes:

- The life expectancy is far beyond 20 years if the material is used according to specifications.
- The ETFE-membrane is flame retardant (B1) according to DIN 4102 and other international standards. Tests have shown that, due to the low mass of the membrane (which is only between 0.08 and 0.25 mm thick, with a density of approx. 1750 kg/m³); there is minimal danger of any material failing down in the event of fire. [11]
- The ETFE membrane is self-cleaning due to its chemical composition, and will therefore retain its high translucency throughout the entirety of its life. Any accumulated dirt is washed off by normal rain if the shape and the connection details are designed correctly.
- The material is maintenance-free. However, inspections are recommended in order to find any defects (for example damage caused by mechanical impact of sharp objects) and to identify and repair such damage as early as possible. It is also recommended that the perimeter clamping system and the primary structure are regularly inspected.
- The translucency of the ETFE membrane is approximately 95 % depending on the foil thickness, with scattered light at a proportion of 12 % and direct light at a proportion of 88 %. Compared to open air environment, the dangerous UV-B and UV-C radiation (which causes burning and is carcinogenic) is considerably reduced by filtration (comp. Fig. 3).
- ETFE membranes can be 100% recycled. Additionally, this membrane system is extremely light (about 1/40 of glass). The ETFE system is unmixed and therefore separable.
- In order to reduce solar gain or to achieve specific designs while maintaining the transparency, two dimensional patterns can be printed on the membrane.
- Because of the zero risk of breakage, unlike glass, no constructive limits have to be considered when used as overhead glazing.

The outstanding properties of this membrane material ensure a constant high-quality appearance lasting over decades.

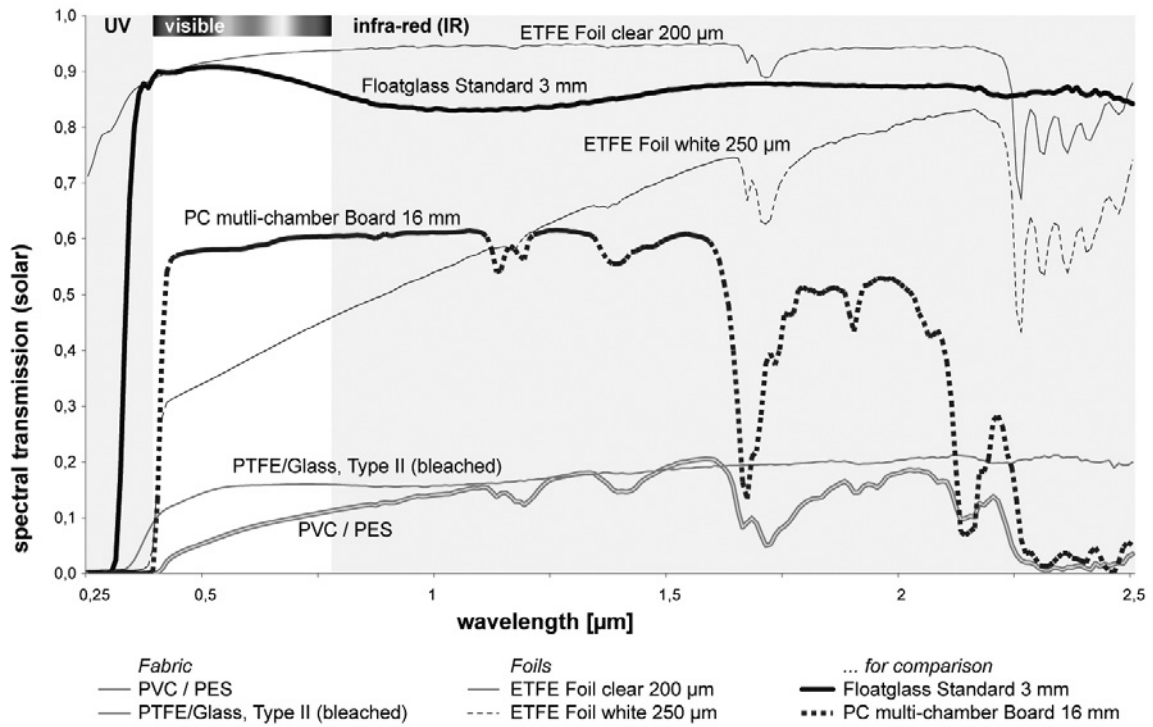


Figure 3: Solar Transmission of different envelope materials (Source: Jan Cremers/ ZAE-Bayern)



Figure 4: Slovenská Sporiteľňa Bank Headquarters, Bratislava, Slovakia (Source: Hightex)

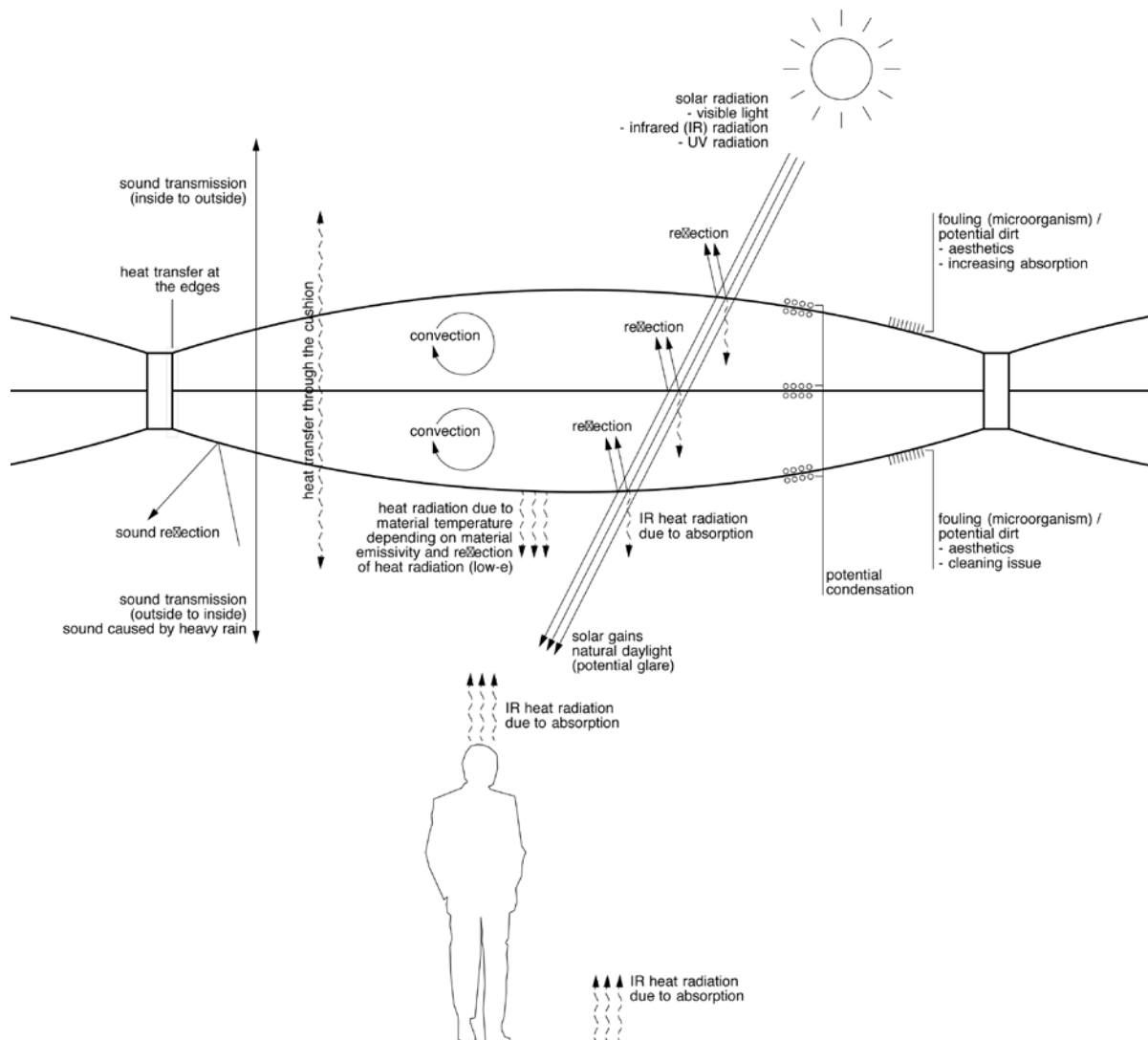


Figure 5: Building physics of a pneumatic cushion structure (Source: Jan Cremers [5])

2.2 A modular approach to membrane and foil facades

Most projects incorporating textile constructions are prototypes and have an extremely high share of innovative aspects, which have to be solved and also impose a certain risk to the designer and the executing companies. Therefore it looks promising to closely look into the options of following a modular approach. Most of the activities are still in an R&D phase, however, a first important building has been realised: For the Training Centre for the Bavarian Mountain Rescue in Bad Tölz a modular facade has been developed together with the architect Herzog+Partner which comprises of approx. 400 similar steel frames with a single layer of pre-stressed ETFE foil (Fig. 6).



Figure 6: Training Centre for the Bavarian Mountain Rescue in Bad Tölz, Herzog+Partner (Source: Jan Cremers)

2.3 Flexible photovoltaics integrated in translucent PTFE- and transparent ETFE-membrane structures: ‘PV Flexibles’

Hightex is working together with its sister company SolarNext on significant innovations to improve building with advanced membrane material. Among them are new ‘PV Flexibles’ that are applied on translucent membrane material or fully integrated in transparent foil structures (Fig. 7+8). The technology being developed is flexible amorphous silicon thin film PV embedded into fluoropolymer foils to be used on PTFE membranes and ETFE foils. These complex laminates can be joined to larger sheets or applied in membrane material and be used on single layer roofs or facades. They can also be used to replace for example the top-layer in pneumatic cushions. [8]

PV Flexibles do not only provide electricity - in an appropriate application in transparent or translucent areas it might also provide necessary shading which reduces the solar heat gains in the building and thereby helps to minimise cooling loads and energy demand in summer. This synergy effect is very important because it principally helps to reduce the balance of system cost for the photovoltaic application. In a report, the International Energy Agency gives an estimation of the building-integrated photovoltaic potential of 23 billion square meters. This would be equivalent to approx. 1000 GWp at a low average efficiency of 5%.




Figure 7 and 8: PV Flexibles, flexible a-Si-PV integrated in ETFE foils (functional mock-up built in 2010 [left side] and PV ETFE cushion built in Rimsting in 2007 [right])

Up to now solutions for the integration of photovoltaic in free spanning foil and membrane structures have not been available, although these structures are predestined for the use of large scale photovoltaic applications (shopping malls, stadium roofs, airports etc.). PV Flexibles allow addressing market segments of the building industry which are not accessible to rigid and heavy solar modules in principle. The basic PV cell material is very thin (only approx. 51 μm) and lightweight. Therefore, it is predestined for the use in mobile applications. But as it is fully flexible at the same time, it is also an appropriate option for the application on membrane constructions. [9]

PV Flexibles can be directly integrated in ETFE and PTFE membranes for the generation of solar energy. First applications have been executed successfully in the South of Germany already in 2007 and since then are currently monitored with regard to their output performance (Fig. 7+8).

2.4 Functional coatings for membranes

The development of functional coatings on membrane material has a special impact also. In the past this has led to the development of low-E-coated and translucent PTFE-Glass fabric (emissivity less than 40%) which has been applied for the first time by for the new Suvarnabhumi Airport in Bangkok, Thailand which was opened at the end of 2006. [10]

The development of transparent selective and low-emissivity functional layers on ETFE film consequently has been the next step to allow accurate control of the energy relevant features of the material. The first project to make use of this newly developed type of material will be the large shopping mall "Dolce Vita Tejo" near Lisbon in Portugal with a roof area of approx. 40,000 m² (Fig. 9+10).

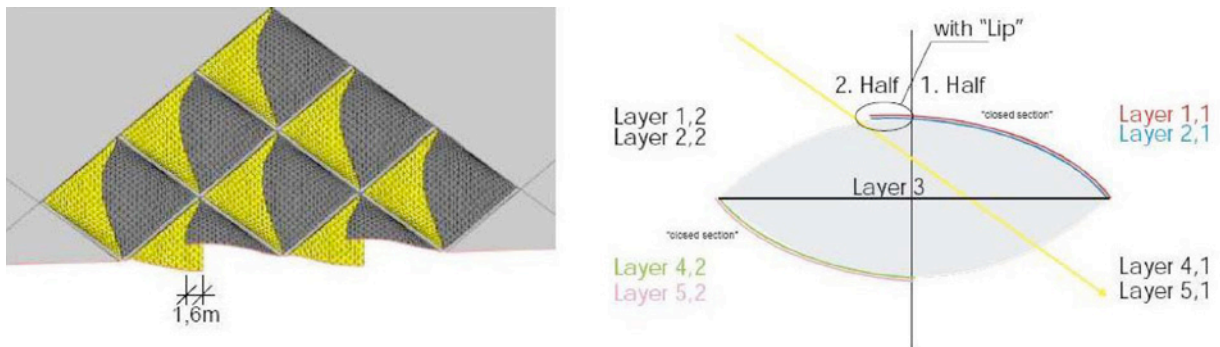


Figure 9 and 10: Principle of roof cushion solution for Dolce Vita Tejo, Portugal (Source: Transsolar, Stuttgart)

The cushions are very with dimensions of 10 m x 10 m very large and made of three layers. Here, the transparent, selective low-E-coatings together with the specific north-shed-like geometry of the foil cushions help to realize the client's wish to have as much light as possible but also to reduce the solar-gains at the same time: Customers shall feel like being outside but in an environment of highest climate comfort (Fig. 11+12).



Figure 11 and 12: Dolce Vita Tejo, designed by Promotorio Architects (Source: FG+SG)

3 DESIGN PROCESS

The variety of new technologies developed in the field of foil and membrane construction and materials are definitely expanding and enriching architectural design options to realize advanced technical solutions and new shapes. However, a solid background of know-how and experience is needed to derive full advantage of the innovative and intriguing offers. As an architect or designer you can only feel comfortable with technologies of which you have at least a basic understanding. This actually poses a great challenge to the educational system for architecture but also to the membrane industry, which is a comparable small sector. At the end, every new product and technology has to be introduced to the market and made known to the architects and designers, which needs resources for marketing activities and promotion. Also, it requires a great deal of pre-acquisitional activities of direct consulting to planners in early design stages to enable the development of functional and technical sound and also economical solutions. Therefore, it will be a long (but still very promising) road to follow until the technologies described here will be commonly used in the building sector and become something that could be called a 'standard'.

4 ACKNOWLEDGEMENT

Part of the work presented in this paper is funded by the German Federal Ministry of Economics and Technology (BMW) through the R&D-project „Membrankonstruktionen zur energetischen Sanierung von Gebäuden (MESG)“, part of the framework „EnOB (Forschung für Energieoptimiertes Bauen)“ [12].

4 ABOUT HIGHTEX

Hightex Group is a specialist provider of large area architectural membranes for roofing and façade structures. The membranes are typically used in roofs and façades for sporting stadia and arenas; airport terminals; train stations; shopping malls and other buildings. This type of structure is a competitive alternative to glass as it is lighter and safer as well as being flexible to create complex shapes and it can span larger areas. Hightex uses environmentally friendly materials and is focussed on innovative technology and coatings, which help to reduce a building's energy costs. Hightex, one of only a very few international companies to design and install these structures worldwide, has been involved in the construction of a number of very high profile buildings including The Cape Town Stadium and Soccer City Stadium in Johannesburg, both for use in the FIFA 2010 competition, the Wimbledon Centre Court retractable roof, the roof of the Suvarnabhumi International Airport in Bangkok and the grandstand roof at Ascot Race Course.

Recent projects include Anshu Kapoor's "Leviathan" for Monumenta (Grand Palais, Paris 5-2011), Stadium «Olimpijskyj» in Kiev/Ukraine, National Stadium Warsaw/Poland and the retractable roof of the famous BC Place Stadium in Vancouver/Canada.

REFERENCES

Parts of this paper have been previously published in [1] and [2]

- [1] Cremers, Jan: designing the light — new textile architecture. The Future Envelope 3 - Facades -The Making Of. Proceedings. TU Delft 2009
- [2] Cremers, Jan: Membranes vs. glass - recent innovations from the world of foils and textiles', engineered transparency | international conference at glasstec, Düsseldorf, 29.-30.9.2010, Proceedings, pp 535-544
- [3] Seidel, Michael: Tensile Surface Structures - A Practical Guide to Cable and Membrane Construction. Materials, Design, Assembly and Erection. Ernst & Sohn 2009
- [4] Cremers, Jan: Innovative Membrane Architecture. xia international. January 2008.
- [5] Knippers, J.; Cremers, J. et al.: Atlas Kunststoffe und Membranen, DETAIL München, 2010 (German) and
Knippers, J.; Cremers, J. et al.: Construction Manual for Polymers + Membranes, DETAIL Munich, 2011 (English)
- [6] Koch, Klaus-Michael (Ed.): Membrane Structures, Munich-Berlin-London-New York, Prestel 2005
- [7] Cremers, J. ; Lausch, F.: Translucent High Performance Silica-Aerogel Insulation for Membrane Structures, DETAIL English Edition Vol. 2008 – 4, pp. 410 - 412
- [8] Cremers, Jan: Flexible Photovoltaics Integrated in Transparent Membrane and Pneumatic Foil Constructions, Proceedings of the CISBAT 2007 Conference, EPFL Lausanne, 2007
- [9] Cremers, Jan: Integration of Photovoltaics in Membrane Structures, DETAIL Green, Issue 1-2009, pp. 61-63
- [10] Heeg Manfred, Suvarnabhumi International Airport Bangkok – Engineering, Manufacturing and Installing the Membrane Roof, DETAIL 7/8 – 2006, Munich, pp. 824 - 825
- [11] Troitzsch, Jürgen (Ed.): Plastics Flammability Handbook. Principles, regulations, testing, and approval. München 2004
- [12] Further information about the R&D-project MESG (0327240L) can be found in the internet: <http://www.mesg.info/>