



Citation for published version:

Pauli, R, Tino, P, Rogers, JC, Baker, R, Clanton, R, Birch, P, Brown, A, Daniel, G, Ferreira, L, Grisley, L, Kohls, G, Stadler, C, Fernandez-Rivas, A, Fairchild, G, Popma, A, Dikeos, D, Herpertz-Dahlmann, B, Konrad, K, Freitag, CM, Rotshtein, P & De Brito, SA 2020, 'Positive and Negative Parenting in Conduct Disorder with High versus Low Levels of Callous-Unemotional Traits', *Development and Psychopathology*.

Publication date:
2020

Document Version
Peer reviewed version

[Link to publication](#)

FORTHCOMING: This article has been published in *Development and Psychopathology* [<http://doi.org/XXX>]. This version is free to view and download for private research and study only. Not for re-distribution, re-sale or use in derivative works. © copyright holder.

University of Bath

General rights

Copyright and moral rights for the publications made accessible in the public portal are retained by the authors and/or other copyright owners and it is a condition of accessing publications that users recognise and abide by the legal requirements associated with these rights.

Take down policy

If you believe that this document breaches copyright please contact us providing details, and we will remove access to the work immediately and investigate your claim.



CAMBRIDGE
UNIVERSITY PRESS

Positive and Negative Parenting in Conduct Disorder with High versus Low Levels of Callous-Unemotional Traits

Journal:	<i>Development and Psychopathology</i>
Manuscript ID	DPP-2019-00135.R2
Manuscript Type:	Regular Article
Keyword:	Conduct disorder, Callous-unemotional, Parenting, Machine learning, Angle-GMLVQ
Abstract:	<p>Less is known about the relationship between conduct disorder (CD), callous-unemotional (CU) traits and positive and negative parenting in youth compared to early childhood. We combined traditional univariate analyses with a novel machine learning classifier (Angle-based Generalised Matrix Learning Vector Quantisation) to classify youth (N = 756; 9-18 years) into typically developing (TD) or CD groups with or without elevated CU traits (CD/HCU, CD/LCU respectively) using youth- and parent-report parenting behaviour. At the group level, both CD/HCU and CD/LCU were associated with high negative and low positive parenting relative to TD. However, only positive parenting differed between the CD/HCU and CD/LCU groups. In classification analyses, performance was best when distinguishing CD/HCU from TD groups and poorest when distinguishing CD/HCU from CD/LCU groups. Positive and negative parenting were both relevant when distinguishing CD/HCU from TD, negative parenting was most relevant when distinguishing between CD/LCU and TD, and positive parenting was most relevant when distinguishing CD/HCU from CD/LCU groups. These findings suggest that while positive parenting distinguishes between CD/HCU and CD/LCU, negative parenting is associated with both CD subtypes. These results highlight the importance of considering multiple parenting behaviours in CD with varying levels of CU traits in late childhood/adolescence.</p> <p>Pauli_abstract.docx</p>

SCHOLARONE™
Manuscripts

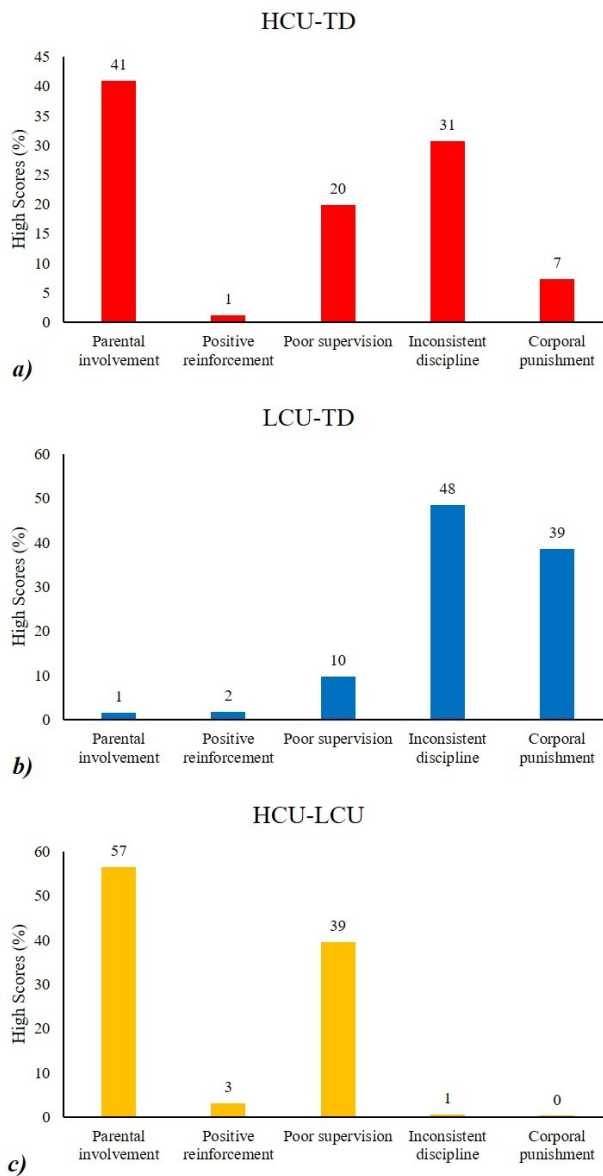
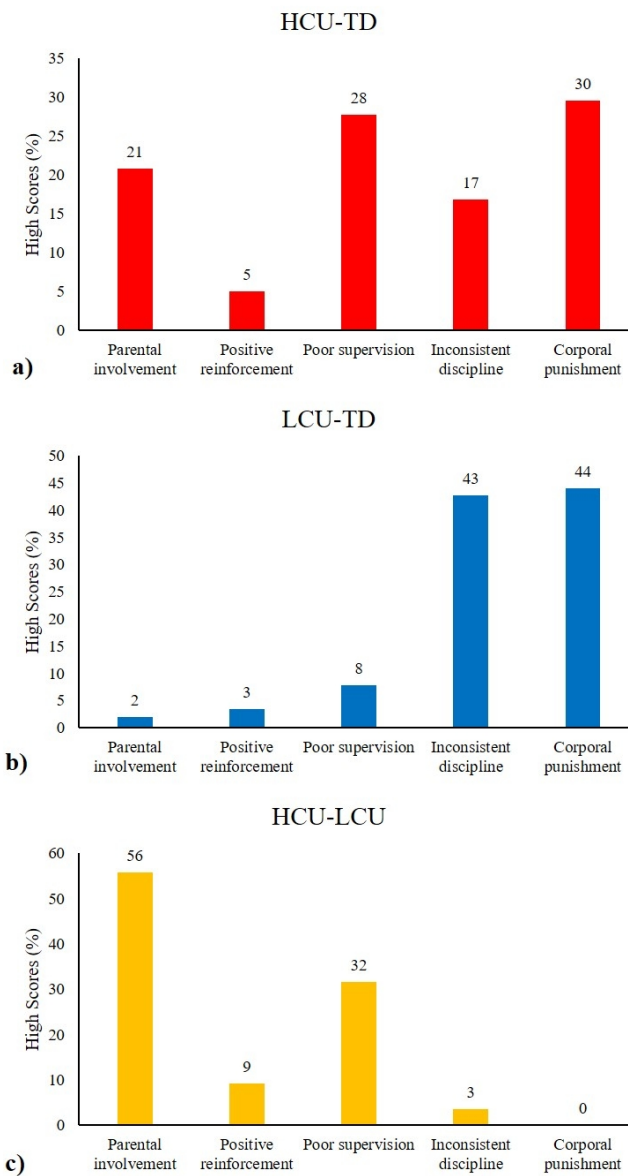


Figure 1. Feature relevance for a) HCU-TD model, b) LCU-TD model and c) HCU-LCU models. Bars show percentage of re-samplings in which feature relevance was in the top 20% of relevance scores across all re-samplings with MCER \leq 0.40

127x235mm (150 x 150 DPI)



45 Figure S1. Feature relevance for a) HCU-TD model, b) LCU-TD model and c) HCU-LCU models after
 46 accounting for SES. Bars show percentage of re-samplings in which feature relevance was in the top 20% of
 47 relevance scores across all re-samplings with MCER \leq 0.40

48 128x230mm (150 x 150 DPI)

PARENTING AND CONDUCT DISORDER

**Positive and Negative Parenting in Conduct Disorder with High versus Low Levels of
Callous-Unemotional Traits**

Ruth Pauli,¹ Peter Tino,² Jack C. Rogers,^{1,3} Rosalind Baker,¹ Roberta Clanton,¹ Philippa
Birch,¹ Abigail Brown,¹ Gemma Daniel,¹ Lisandra Ferreira,¹ Liam Grisley,¹ Gregor Kohls,⁴
Sarah Baumann,⁴ Anka Bernhard,⁵ Anne Martinelli,⁵ Katharina Ackermann,⁵ Helen
Lazaratou,⁶ Foteini Tsiakoulia,⁶ Panagiota Bali,⁶ Helena Oldenhof,⁷ Lucre Jansen,⁷ Areti
Smaragdi,⁸ Karen Gonzalez-Madruga,⁹ Miguel Angel Gonzalez-Torres,¹⁰ Maider Gonzalez
de Artaza-Lavesa,¹⁰ Martin Steppan,¹¹ Noortje Vriends,¹¹ Aitana Bigorra,¹² Reka Siklosi,¹³
Sreejita Ghosh,¹⁴ Kerstin Bunte,¹⁴ Roberta Dochnal,¹³ Amaia Hervas,¹² Christina Stadler,¹¹
Aranzazu Fernandez-Rivas,¹⁰ Graeme Fairchild,¹⁵ Arne Popma,⁷ Dimitris Dikeos,⁶ Kerstin
Konrad,^{16,17} Beate Herpertz-Dahlmann,⁴ Christine M. Freitag,⁵ Pia Rotshtein,¹ Stephane A.
De Brito^{1*}

¹Centre for Human Brain Health, School of Psychology, University of Birmingham, Birmingham, United Kingdom.

²School of Computer Science, University of Birmingham, Birmingham, United Kingdom.

³Institute for Mental Health, School of Psychology, University of Birmingham, Birmingham, United Kingdom.

⁴Department of Child and Adolescent Psychiatry, Psychosomatics and Psychotherapy, University Hospital, RWTH Aachen, Aachen, Germany

⁵Department of Child and Adolescent Psychiatry, Psychosomatics and Psychotherapy, University Hospital Frankfurt, Goethe University, Frankfurt am Main, Germany

⁶Department of Psychiatry, Medical School, National and Kapodistrian University of Athens, Athens, Greece

⁷Department of Child and Adolescent Psychiatry, VU University Medical Center, Amsterdam, the Netherlands

⁸Child Development Institute, Toronto, Canada

1 PARENTING AND CONDUCT DISORDER
2
3

4 ⁹ Department of Psychology, University of Southampton, United Kingdom
5

6 ¹⁰ Psychiatric Service, Basurto University Hospital, Bilbao, Spain
7

8 ¹¹ Department of Child and Adolescent Psychiatry, Psychiatric University Hospital,
9 University of Basel, Basel, Switzerland
10

11 ¹² University Hospital Mutua Terrassa, Barcelona, Spain
12

13 ¹³ Faculty of Medicine, Child and Adolescent Psychiatry, Department of the Child Health
14 Center, Szeged University, Szeged, Hungary
15

16 ¹⁴ Faculty of Science and Engineering, University of Gronigen, the Netherlands
17

18 ¹⁵ Department of Psychology, University of Bath, United Kingdom
19

20 ¹⁶ Child Neuropsychology Section, Department of Child and Adolescent Psychiatry,
21 Psychosomatics and Psychotherapy, RWTH Aachen University, Aachen, Germany.
22

23 ¹⁷ JARA-Brain Institute II, Molecular Neuroscience and Neuroimaging, RWTH Aachen &
24 Research Centre Juelich, Juelich, Germany.
25

26 *Corresponding author:
27

28
29
30
31
32
33
34
35
36
37
38
39
40
41
42
43
44
45
46
47
48
49
50
51
52
53
54
55
56
57
58
59
60

Stephane De Brito, School of Psychology, Centre for Human Brain Health, University of
Birmingham, B15 2TT, UK. Email: s.a.debrito@bham.ac.uk

Conflict of Interest

Prof. Freitag receives royalties for books on Attention-Deficit/Hyperactivity Disorder and
Autism Spectrum Disorder. She has served as consultant to Desitin and Roche. No other
authors report any conflicts of interest.

Author Contributions

R. Pauli planned and conducted all analyses and wrote the manuscript, under the supervision
of S. De Brito, P. Rotshtein and P. Tino. P. Tino, K. Bunte and S. Ghosh provided guidance
on implementation of the Angle-GMLVQ method. All other authors contributed to data
collection or study design as part of the FemNAT-CD consortium. All authors read and
commented on the manuscript.

PARENTING AND CONDUCT DISORDER

Acknowledgements

The present study is part of the FemNAT-CD consortium (Neurobiology and Treatment of Adolescent Female Conduct Disorder: The Central Role of Emotion Processing, coordinator Christine M. Freitag). This collaborative project is funded by the European Commission under the 7th Framework Health Program with Grant Agreement no. 602407. Ruth Pauli is a PhD student funded by the Biotechnology and Biological Sciences Research Council (BBSRC)'s Midlands Integrative Biosciences Training Partnership (MIBTP).

We would like to thank Allan White for his advice on statistics, and Kamlesh Patel for assistance in implementing the Angle-GMLVQ method. We would also like to thank all members of the FemNAT-CD consortium for their contributions to the project. In particular, we thank Marietta Kirchner for her work on the imputation of missing data. Finally, we would like to thank our participants, their families, and the numerous teachers, clinicians, social workers, foster carers and other professionals who gave their time generously to assist with recruitment and participate in the study.

1 PARENTING AND CONDUCT DISORDER
2
34 Abstract
5
6
7

8 Less is known about the relationship between conduct disorder (CD), callous-unemotional
9 (CU) traits and positive and negative parenting in youth compared to early childhood. We
10 combined traditional univariate analyses with a novel machine learning classifier (Angle-
11 based Generalised Matrix Learning Vector Quantisation) to classify youth (N = 756; 9-18
12 years) into typically developing (TD) or CD groups with or without elevated CU traits
13 (CD/HCU, CD/LCU respectively) using youth- and parent-report parenting behaviour. At the
14 group level, both CD/HCU and CD/LCU were associated with high negative and low positive
15 parenting relative to TD. However, only positive parenting differed between the CD/HCU
16 and CD/LCU groups. In classification analyses, performance was best when distinguishing
17 CD/HCU from TD groups and poorest when distinguishing CD/HCU from CD/LCU groups.
18 Positive and negative parenting were both relevant when distinguishing CD/HCU from TD,
19 negative parenting was most relevant when distinguishing between CD/LCU and TD, and
20 positive parenting was most relevant when distinguishing CD/HCU from CD/LCU groups.
21 These findings suggest that while positive parenting distinguishes between CD/HCU and
22 CD/LCU, negative parenting is associated with both CD subtypes. These results highlight
23 the importance of considering multiple parenting behaviours in CD with varying levels of CU
24 traits in late childhood/adolescence.
25
26
27
28
29
30
31
32
33
34
35
36
37
38
39
40
41
42
43
44
45
46
47

48 *Keywords: conduct disorder, callous-unemotional traits, parenting, machine learning, angle-*
49 *based Generalised Matrix Learning Vector Quantisation*
50
51
52
53
54
55
56
57
58
59
60

PARENTING AND CONDUCT DISORDER

Introduction

Conduct disorder (CD) is a diagnosis given to minors who engage in extreme and persistent antisocial behaviour (American Psychiatric Association (APA), 2013). Youths with CD and high levels of callous and unemotional (CU) traits (e.g., low empathy and remorse) usually have more severe CD (CD/HCU) than those with low levels of CU traits (CD/LCU; Frick, Stickle, Dandreaux, Farrell, & Kimonis, 2005). Furthermore, CD/HCU is considered a developmental precursor of psychopathy due to their similar characteristics (Blair, 2013). Consequently, CD/HCU and CD/LCU are now recognized as distinct subtypes of CD (APA, 2013). Researchers have posited different developmental pathways to CD/HCU and CD/LCU, with CD/HCU having a stronger genetic component and CD/LCU a stronger environmental component (e.g., Viding, Blair, Moffitt, & Plomin, 2005). CU traits themselves are between 36-67% heritable, according to a recent estimate (Moore, Blair, Hettema, & Roberson-Nay, 2019). In line with this, early research suggested that ineffective parenting was associated with conduct problems only in youths with low levels of CU traits; those with high levels of CU traits tended to exhibit conduct problems regardless of parenting quality (Wootton, Frick, Shelton, & Silverthorn, 1997). However, there is a growing consensus that parenting plays a role in the development of both CD/HCU and CD/LCU, even if this role is not yet well understood (Waller, Gardner, & Hyde, 2013). Here, we investigated the extent to which various dimensions of positive and negative parenting (parental involvement, positive reinforcement, poor supervision, inconsistent discipline and corporal punishment) are associated with CD/HCU and CD/LCU. In addition to investigating differences at the group level, we also investigated differences at the individual level, using a multivariate classification approach. Specifically, we trained classifiers to distinguish between CD/HCU, CD/LCU and typical development (TD) using multiple measures of

PARENTING AND CONDUCT DISORDER

parenting, thus estimating the relevance of these different facets for determining the 'diagnostic' status of individual youths.

Positive Parenting as a Protective Factor against the Development of CU Traits

Positive parenting includes high levels of interest and involvement with the child, emotional warmth and positive reinforcement of prosocial and other desirable behaviour. These characteristics are thought to promote empathy development and moral conscience in young children (Kochanska, Forman, Aksan, & Dunbar, 2005). Several recent, large-scale adoption studies provide compelling evidence that positive parenting is associated with reductions in CU-type behaviour in high-risk toddlers. Hyde et al. (2016) collected observational and questionnaire data from 561 adopted children and parents at 18 and 27 months. Antisocial behaviour of the biological mother predicted CU-type behaviour in the child at 27 months, suggesting an inherited genetic risk for CU traits. However, positive parenting by the adoptive parents (observed during a three-minute clean-up task at 18 months) buffered this inherited risk. In the same sample, Waller et al. (2016) likewise demonstrated that fearlessness in biological mothers predicted CU-type behaviour in their children, but this pathway was moderated by positive adoptive parenting, such that no association existed for children with above-mean levels of positive parenting (although there was no moderation for a low affiliative behaviour to CU pathway). Likewise, in toddlers aged 2-3 years, Waller, Gardner, Viding, Shaw, Dishion, Wilson and Hyde (2014) found evidence that warm positive parenting was associated with later reductions in CU-type behaviours. In a separate longitudinal sample of boys aged 18 months to 12 years, Waller, Shaw and Hyde (2017b) found that fearless temperament at 24 months (a risk factor for CU traits) was associated with CU-type behaviour at 10-12 years, but only in boys who experienced low levels of positive

PARENTING AND CONDUCT DISORDER

parenting. The interaction between positive parenting and fearlessness also predicted CU-type behaviour at 10-12 years, via earlier CU-type behaviour at 42 months. As further evidence for its protective role, a positive parenting intervention has demonstrated some success with at-risk pre-schoolers, promoting techniques such as effective discipline, positive reinforcement, and promotion of good behaviour through storytelling (Elizur & Somech, 2018).

Positive parenting has also been associated with a reduction in CU traits in older children (Pardini, Lochman, & Powell, 2007; Muratori et al., 2016). A genetically informed, population-representative study of children aged 6-11 years demonstrated that while parental harshness was associated with both aggression and CU traits, low parental warmth was uniquely associated with CU traits (Waller, Hyde, Klump & Burt, 2018). Finally, in a longitudinal study of 660 twin pairs followed from birth onwards, Henry, Dionne, Viding, Vitaro, Brendgen, Tremblay and Boivin (2018) demonstrated that CU traits were less heritable in children who experienced high levels of warm and rewarding parenting. It should be noted, however, that associations between positive parenting and CU traits are likely bidirectional, with child temperament influencing parenting practices as well as vice versa (e.g., Muñoz, Pakalniskiene, & Frick, 2011; Larsson, Viding, & Plomin, 2008; Hawes, Dadds, Frost, & Hasking, 2011; Pardini et al., 2007; Pisano et al., 2017). Nonetheless, there is good evidence to suggest that positive parenting inhibits the development of CU traits in high-risk children, especially during early childhood.

Negative Parenting as a Risk Factor for the Development of CU traits

Negative parenting includes harsh and inconsistent discipline, and is a common feature of the parenting environment in both CD/HCU and CD/LCU (e.g., Fontaine, McCrory, Boivin,

PARENTING AND CONDUCT DISORDER

Moffitt, & Viding, 2011; but *c.f.* Enebrink, Andershed, & Langstrom, 2005). Although less than for positive parenting, there is some evidence that negative parenting in young children is associated with the development of CU traits. As previously described (Waller et al., 2018) harsh parenting was associated with both aggression and CU traits in 6-10-year-old children. In addition, in a study of 561 adopted children from 18 to 54 months, Trentacosta et al. (2019) reported that while CU-type behaviours predicted later harsh parenting, harsh parenting in turn predicted later CU-type behaviours. Furthermore, there was an interaction with inherited risk for CU traits, such that these bidirectional effects were strongest for high-risk children. Notably, even more so than for positive parenting, there is strong evidence that negative parenting and CU traits have bidirectional relationships (Flom, White, Ganiban, Saudino, 2019; Muñoz et al., 2011; Larsson et al., 2008; Hawes et al., 2011; Pardini et al., 2007; Pisano et al., 2017). In summary, there is evidence that both positive and negative parenting drives increases in CU traits in young children, as well as vice versa. At present, however, there is slightly more evidence for positive parenting driving changes in CU traits than for negative parenting driving these changes.

Associations between Parenting and Conduct Problems in CD/HCU and CD/LCU

While there is now good evidence that positive and negative parenting are associated with the expression of CU traits in young children, it is less clear how CU traits moderate the relationships between these dimensions of parenting and conduct problems. This is especially true in older children with clinically significant conduct problems, *i.e.*, CD/HCU and CD/LCU. Following Wootton and colleagues' seminal study (1997), a number of studies have investigated the moderating role of CU traits in the relationship between parenting and conduct problems. In a mixed-sex sample of second and third graders, Oxford, Cavell and

PARENTING AND CONDUCT DISORDER

Hughes (2003) demonstrated an interaction between a continuous measure of CU traits and ineffective (i.e., high negative and low positive) parenting when predicting conduct problems.

Partially replicating the findings of Wootton and colleagues, ineffective parenting was associated with conduct problems only in children with lower CU scores. By contrast, the same authors found only weak evidence for an interaction when using a dichotomous measure of CU traits. Both Wootton et al. and Oxford et al. used broad, composite measures of ineffective parenting, which included both positive and negative dimensions. Oxford and colleagues' composite measure was in fact weighted towards negative parenting, and a similar interaction (between negative parenting and the affective dimension of psychopathy) was observed in a study that focused exclusively on harsh and inconsistent discipline in young offenders (Edens, Skop, & Cahill, 2008). It has been hypothesised that youths with high levels of CU traits are insensitive to negative parenting because they are insensitive to punishment more generally (Dadds & Salmon, 2003; Blair, Colledge, & Mitchell, 2001).

However, these findings are not unanimous across the literature; for example, in 6-9 year-old children, Falk and Lee (2012) found no evidence for interactions between CU traits and corporal punishment when predicting various measures of conduct problems. Indeed, one study even reported a stronger association between negative parenting and CD severity at high levels of CU traits, although this pattern was not consistent across different measures of antisocial behaviour (Crum, Waschbusch, Bagner, & Coxe, 2015).

This picture of insensitivity to parenting in CD/HCU becomes even less clear when the distinction between positive and negative parenting is explicitly made. For example, in a sample of 4-12 year-old clinic-referred boys, coercive parenting was a stronger predictor of conduct problems in boys with low levels of CU traits than in those with high levels of CU traits, while parental warmth was a stronger (negative) predictor of conduct problems in boys

PARENTING AND CONDUCT DISORDER

with high levels of CU traits (Pasalich, Dadds, Hawes, & Brennan, 2011). Interestingly, this study focused specifically on the affective quality of the parent-child relationship (warmth versus coercion) rather than on ‘goal-directed’ parenting behaviours such as discipline and reinforcement. Somewhat similarly, Ray et al. (2017) demonstrated that an association between CU traits and delinquent peer association, which led to offending, was weaker in adolescents with high levels of parental warmth and supervision. By contrast, Falk and Lee (2012) defined positive parenting as parental involvement and positive reinforcement (a more ‘goal-directed’ measure) and reported an interaction with CU traits, such that positive parenting was associated with fewer conduct problems only in children with low or average levels of CU traits. It is interesting to note that these ‘goal-directed’ measures of positive parenting evidenced interactions with CU traits that were more in line with previous findings relating to negative parenting, suggesting that positive parenting is not a unitary concept and that affective warmth is somewhat distinct from goal-directed positive parenting. In summary, there is a tendency – albeit not fully consistent – for negative parenting to be less strongly associated with conduct problems at higher levels of CU traits, perhaps due to punishment insensitivity (Dadds & Salmon, 2003). By contrast, positive parenting is generally inversely associated with conduct problem severity even at higher levels of CU traits, although this finding is most consistent when focusing on parental warmth rather than the more goal-directed positive parenting behaviours.

Advantages of a Machine Learning Classification Approach

While traditional statistical techniques are appropriate for investigating average differences between groups, or associations between continuous variables, they provide little indication of the relevance of these variables for distinguishing between individuals. A classification

PARENTING AND CONDUCT DISORDER

approach can address this gap in two ways. First, the performance of a classifier indicates how accurately youths with CD/HCU, youths with CD/LCU and TD youths can be distinguished from each other, using a holistic measure of parenting (i.e., all parenting dimensions considered together in a multivariate fashion). This is important because, regardless of their effect size or statistical significance, it is of practical importance to know whether these univariate group-level differences translate into reliable individual differences. Second, the classifier used here – Angle-based Generalised Matrix Learning Vector Quantisation (Angle-GMLVQ) – quantifies the relevance of each dimension of parenting to the classifier (Bunte, Baranowski, Arlt, & Tino, 2016). Since the classifier is multivariate, these relevance scores reflect the importance of each parenting dimension while accounting for all other dimensions simultaneously. In doing so, it provides information that is neither intuitively obvious nor easily quantifiable from traditional univariate analyses.

Summary and Hypotheses

In summary, low levels of positive parenting – and to a slightly lesser extent, negative parenting – are bidirectionally associated with the development of CU traits in young children. However, there is also some evidence that in youths with CD/HCU, as opposed to CD/LCU, negative parenting is not associated with CD severity. By contrast, this moderating role of CU traits occurs less frequently for positive parenting (but see Falk & Lee, 2012). Here, we addressed two questions regarding the associations between parenting, CD/HCU and CD/LCU. First, using a traditional univariate approach, we investigated whether youths with CD/HCU, youths with CD/LCU and TD youths differed, on average, in their exposure to various dimensions of positive and negative parenting practices. Second, using a classification approach, we investigated the utility of these differences for determining the

PARENTING AND CONDUCT DISORDER

‘diagnoses of individuals within each group (i.e., CD/HCU, CD/LCU or TD). Angle-GMLVQ has an advantage over more common classifiers in that it provides a relevance score for each feature (variable) in the model, enabling features to be ranked by their contribution to successful classification. In addition, in contrast to most classifiers, Angle-GMLVQ is sensitive to relative differences between features (i.e., scores on different types of parenting behaviour) rather than the absolute magnitude of feature scores. It should thus perform well when individuals are characterised by different patterns of parenting, while minimising the effect of subjective, idiosyncratic tendencies of participants to give uniformly high or low ratings across items.^{1, 2}

Given previous findings (e.g., Waller et al., 2018), we hypothesised that youths with CD/HCU would be characterised by low levels of positive parenting as well as high levels of negative parenting, while youths with CD/LCU would be characterised mainly by high levels of negative parenting. Similarly, we predicted that parenting behaviours would distinguish both youths with CD/HCU and youths with CD/LCU from TD youths at above-chance levels in Angle-GMLVQ analyses. Next, we predicted that if youths with CD/HCU do indeed experience lower levels of positive parenting as well as similar (or higher) levels of negative parenting compared to those with CD/LCU, then these groups too would be distinguished at above-chance levels in classification analyses. As a further test of the same hypothesis, we constructed a CD-against-TD classifier (without distinguishing between CD/HCU and

¹ Although machine learning classifiers have only been used in a neuroimaging context in CD and psychopathy research, they have been applied to questionnaire/clinical data in other fields, e.g., Belizario, Junior, Salvini, Lafer, & Da Silva Dias (2019)

² For comparison, we also conducted the same set of analyses with a Support Vector Machine (SVM) classifier. These analyses are reported in **Supplementary Materials: SVM Analyses**

PARENTING AND CONDUCT DISORDER

CD/LCU, i.e., a ‘Mixed-TD’ model) and compared its performance with the CD/HCU-against-TD (‘HCU-TD’) and CD/LCU-against-TD (‘LCU-TD’) classifiers. If youths with CD/HCU and youths with CD/LCU experience qualitatively distinct patterns of parenting as outlined above, then both of these classifiers should outperform the Mixed-TD model. Finally, in line with expected group differences, we predicted that both positive and negative parenting behaviours would be relevant for the HCU-TD model, negative parenting would be more relevant for the LCU-TD model, and positive parenting would be more relevant for the HCU-LCU model. Our measures of parenting (parental involvement, positive reinforcement, poor supervision, inconsistent discipline and corporal punishment) have generally been conceived of as ‘goal-directed’, rather than directly representing the affective quality of the relationship (Pasalich et al., 2007). Consequently, we did not make specific hypotheses about the individual dimensions of positive and negative parenting and their associations with CD/HCU or CD/LCU.

Methods

Recruitment and Eligibility Criteria

Data were drawn from the FemNAT-CD sample in November 2017 (Freitag et al., 2018). Participants aged 9-18 years were recruited at 11 sites across Europe, from mainstream and special schools, youth and community groups, healthcare providers and mental health services, youth offending services and by word-of-mouth. While many participants with CD were receiving treatment or special educational provision for behavioural problems, and TD youths were generally recruited from mainstream schools and community groups, this was not a requirement for inclusion in the study. Inclusion in either group was based solely on the outcome of a clinical interview (described below). Participants were excluded if they had a

PARENTING AND CONDUCT DISORDER

current or past diagnosis of autism, psychosis, neurological or genetic disorders, or learning disability with IQ below 70. TD participants were additionally required to have no current mental disorders and no history of externalising disorders, bipolar disorder or manic episodes. Participants received a small financial reimbursement, or equivalent in vouchers, as approved by the local ethics committees (see Kersten et al., 2017). The full FemNAT-CD sample consisted of 1743 participants in November 2017, of whom 756 were included in the present analyses. The procedure for selecting the final sample is described in detail below.

Questionnaire and Interview Measures

Schedule for Affective Disorders and Schizophrenia for School-Age Children: Present and Lifetime Version (K-SADS-PL). The K-SADS-PL (Kaufman et al., 1997) was used to assess for CD and other disorders. The K-SADS-PL is a semi-structured diagnostic interview used to assess current and past psychopathology in children and adolescents. The interview was administered separately to participants and parents by trained researchers, and combined parent and child summary ratings of all symptoms (past, present and lifetime) were then generated. Where assessors gave discrepant ratings for a symptom, they discussed all available information until an agreement was reached for the summary rating. All diagnoses were generated based on the fourth edition of the Diagnostic and Statistical Manual of Mental Disorders (text revised) diagnostic criteria (DSM-IV-TR, APA, 2000). Inter-rater reliability for current CD diagnoses was high (94.7% agreement across raters, Cohen's kappa=0.91). Assuming all other relevant eligibility criteria were met, youths with a K-SADS-PL CD diagnosis were assigned to the CD group, while those without were assigned to the TD group.

Wechsler Intelligence Scale (WASI, WAIS, WISC). In English-speaking sites, IQ was estimated with the vocabulary and matrix reasoning subscales of the WASI-I (Wechsler,

PARENTING AND CONDUCT DISORDER

1999). Other sites used the vocabulary, block design and matrix reasoning tests of the WISC (for participants aged 16 or under) or WAIS (for participants aged 17-18 years; Wechsler, 2008).

Alabama Parenting Questionnaire, child-report and parent-report versions (APQ). The APQ (Essau, Sasagawa & Frick, 2006a) is a 42-item measure of parenting, with separate subscales for maternal and paternal involvement (e.g., “You have a friendly talk with your mom”), positive parenting (e.g., “Your parents reward or give something extra to you for behaving well”), poor supervision (e.g., “You stay out in the evening past the time you are supposed to be home”), inconsistent discipline (e.g., “Your parents threaten to punish you and then do not do it”), and corporal punishment (e.g., “Your parents slap you when you have done something wrong”). Items are rated on a five-point scale ranging from 1 (*never*) to 5 (*always*). In order to avoid confusion with the broader concept of positive parenting, the APQ positive parenting subscale is referred to as positive reinforcement hereafter. The parent-report APQ consists of the same subscales as the child-report version, except that maternal and paternal involvement are replaced by a single parental involvement subscale. For the current analyses, the more negative of the child and parent ratings for each item was taken as the ‘summary’ item score, i.e., the lower score on the positive parenting items and the higher score on the poor supervision and negative parenting items. For the parental involvement items, the higher score from the child-report maternal involvement and corresponding paternal involvement items was first taken, as this was assumed to reflect the involvement of the primary carer. The lower score from this and the parent-rated parental involvement item was then taken as the summary score. In line with previous studies, parental involvement and positive reinforcement subscales were used as measures of positive parenting. Inconsistent discipline and corporal punishment were used as measures of negative

PARENTING AND CONDUCT DISORDER

parenting, and poor supervision was treated as a distinct component (Muratori et al., 2016; Molinuevo, Pardo & Torrubia, 2011). Reliability was good for all subscales (Cronbach's alphas: involvement $\alpha = 0.78$, positive reinforcement $\alpha = 0.80$, poor supervision $\alpha = 0.82$, inconsistent discipline $\alpha = 0.65$, corporal punishment $\alpha = 0.77$).

Inventory of Callous-Unemotional Traits, parent-report version (ICU). The ICU (Essau, Sasagawa & Frick, 2006b) is a 24-item questionnaire measure of callous-unemotional traits in children and adolescents. There are three subscales (callous, uncaring and unemotional) and a total score. Items are rated on a four-point scale from 0 (*'not at all true'*) to 3 (*'definitely true'*). Reliability was good in the current sample (callous $\alpha = 0.88$, uncaring $\alpha = 0.88$, unemotional $\alpha = 0.78$, total $\alpha = 0.93$).

Pubertal Development Scale (PDS). The PDS (Petersen, Crockett, Richards, Maryse & Boxer, 1988) is a self-report measure of pubertal development. Items related to growth of body and facial hair, height, change of voice and menstruation are rated on a scale from 1 (*'not yet started'*) to 4 (*'seems complete'*), and the participant is assigned to an overall category (pre-pubertal, early pubertal, mid-pubertal, late pubertal, or post-pubertal). The response option 0 (*'I don't know'*) was removed shortly after data collection began, as its inclusion resulted in excessive amounts of missing data. PDS data were collected in addition to age in order to provide a fuller picture of maturity level.

Socioeconomic Status (SES). SES was assessed using a standard FemNAT-CD procedure, based on parental income, education and occupation. Assessments were based on the International Standard Classification of Occupations (ISCO-08; International Labour Organisation, 2012) and the International Classification of Education (ISCED; UNESCO, 2015). Human rater and computer-based ratings were combined into a factor score using

PARENTING AND CONDUCT DISORDER

Principal Component Analysis. A clear one-dimensional structure underlying the different measures could be corroborated using Confirmatory Factor Analysis (CFI=.995; RMSEA=0.035). Reliability of the composite SES score was acceptable (Cronbach's Alpha =.74). In order to account for economic variation between countries, the final SES score was scaled and mean-centred within each country, thus providing a measure of relative SES.

Imputation of Missing Data

Missing data were imputed by statisticians at the Institute of Medical Biometry and Statistics (IMBI), a member of the FemNAT-CD consortium. The procedure is described in Supplementary Materials: Imputation of Missing Data.

Selection of Participants from the Larger FemNAT-CD Sample

Of the 1743 participants in the FemNAT-CD sample, one was excluded because it later emerged that s/he did not meet the eligibility criteria as described above, 67 were excluded due to missing data on CU traits, 14 for missing child-report data on parenting, 413 for missing parent-report data on parenting (i.e., these data could not be imputed), and 37 because they did not live with a parent or guardian. Participants with CD (as determined by the K-SADS clinical interview) were then assigned to CD/HCU and CD/LCU groups using a tertile split of the total ICU scores for the CD group (1st tertile cut-off score = 40, 3rd tertile cut-off = 30)³. Participants with CD and scores in the 2nd tertile (n = 166) were excluded. TD

³ Clinical cut-offs were recently published for the ICU (Frick 2019). However, these cut-offs are presently only available for child-report ICU. We were therefore unable to use these cut-off scores in our analyses. We selected a tertile split in order to ensure a good level of separation in CU trait scores between the CD/HCU and CD/LCU groups. Selecting 'extreme' groups while removing intermediate scores is a commonly used approach (e.g., Viding et al., 2005).

PARENTING AND CONDUCT DISORDER

participants with scores in the 1st tertile ($n = 6$) or 2nd tertile ($n = 36$) were also excluded, on the grounds that youths with elevated CU traits are unlikely to be truly TD, even in the absence of a CD diagnosis (Rowe, Maughan, Moran, Ford, Briskman, & Goodman, 2010). Next, 247 participants (TD $n = 226$, CD/LCU $n = 21$) were excluded so that groups were matched for site of data collection, number of males and females, mean age and pubertal status (Match software; van Casteren & Davis, 2007). This left a final sample of 756 participants (CD/HCU $n = 164$ (89 females), CD/LCU $n = 164$ (86 females), TD $n = 428$ (261 females)). Finally, the ‘mixed’ CD group (CD/mixed) was formed by combining the CD/HCU and CD/LCU groups ($n = 328$). The final sample differed significantly from the excluded participants on age and IQ; excluded participants were older ($t_{(1741)} = -5.64, p < .001$, 2-tailed, partial $\eta^2 = .02$) and had lower total IQ scores ($t_{(1682)} = 4.66, p < .001$, 2-tailed, partial $\eta^2 = .01$). There was also a greater proportion of females in the excluded participants, which reflected a deliberate strategy of oversampling females in the wider FemNAT-CD sample by a ratio of 2:1 (Freitag et al., 2018; $\chi^2 = 14.14, p < .001, \phi = .09$). Participants with CD in the final sample did not differ significantly from excluded participants with CD on CU trait scores or on current or lifetime maximum CD symptoms (CU score: $t_{(566.63)} = 1.65, p = .10$, partial $\eta^2 = .004$. Current CD symptoms: $t_{(745.23)} = -1.22, p = .22$, partial $\eta^2 = .002$. Lifetime CD symptoms: $t_{(741.18)} = -1.71, p = .09$, partial $\eta^2 = .003$).

Analysis

Univariate analyses. Group differences on parenting measures were assessed with one-way ANOVAs. Differences on other measures (e.g., CD symptoms, age) were assessed with one-way ANOVAs, and chi square tests as appropriate. Correlations between CD symptoms, CU

PARENTING AND CONDUCT DISORDER

traits and the five dimensions of parenting are also presented in Supplementary Materials: Correlations between CD Symptoms, CU Traits and Parenting.

Classification models. Angle-GMLVQ is a prototype-based machine learning classifier. Angle-GMLVQ predicts class membership by positioning prototypes as class exemplars (i.e. representatives). It then assigns each data point to the class of the most similar prototype. Here, the similarity between a data point and a class prototype is quantified through their angle. In line with other machine learning classifiers, Angle-GMLVQ is a multivariate technique, which makes it more sensitive than univariate techniques to complex differences between groups. Angle-GMLVQ has the additional advantage that it provides information on the relevance of each feature (i.e. variable) to the model.

Since the aim was to generate feature relevance scores that distinguish between specific groups, models were created for each pair of groups of interest:

1. CD/mixed against TD (referred to hereafter as 'Mixed-TD')
2. CD/HCU against TD ('HCU-TD')
3. CD/LCU against TD ('LCU-TD')
4. CD/HCU against CD/LCU ('HCU-LCU')

Training and testing procedure. The classifier was trained and tested for each model, with one prototype per class. Features were parenting scores on each of the five APQ subscales, after regressing out variance associated with IQ, sex, pubertal status and site of data collection. (Information on family structure and SES was not available for the full sample, and thus was not controlled for in these analyses. However, we did repeat the classification analyses after controlling for SES where available; these results were similar to those for the

PARENTING AND CONDUCT DISORDER

main models and thus are not discussed further (see Supplementary Materials: Repetition of Angle-GMLVQ Classification Analyses after Regressing Out Variance Associated with SES). Performance was assessed using a holdout design with an 80/20 training/testing split, repeated for 1000 random sub-samplings in order to ensure stability of the model. In each re-sampling, where classes were initially balanced, 80% of each class was selected at random. Where classes were imbalanced, the larger class was instead randomly down-sampled to the size of the smaller class. Next, the selected data were partitioned into the training and testing sets before training and testing the model. Mean performance metrics across all re-samplings were then compared between models.

Assessment of model performance. In each model, the CD group was defined as the positive class and TD as the negative class. In the HCU-LCU model, the CD/HCU group was the positive class. ‘True’ refers to correct classifications and ‘false’ refers to incorrect classifications; hence true positives are correctly classified members of the positive class, false positives are incorrectly classified members of the negative class *etc.* (TP = true positives, FP = false positives, TN = true negatives, FN = false negatives). Overall model performance was judged by classification accuracy (i.e. proportion of all participants classified correctly, or $(TN + TP) / (TN + TP + FN + FP)$). Confidence in positive and negative classifications was assessed with the positive predictive value (PPV) and negative predictive value (NPV) respectively. PPV is the number of true positives as a proportion of all positive classifications $(TP / (TP + FP))$, while NPV is the number of true negatives as a proportion of all negative classifications $(TN / (TN + FN))$. The ability of the classifier to detect members of the positive and negative classes was assessed using the true positive rate (TPR; also known as sensitivity) and true negative rate (TNR; also known as specificity) respectively. TPR is the number of true positives as a proportion of all genuine positives, i.e.

PARENTING AND CONDUCT DISORDER

the proportion of CD (or CD/HCU) participants who are classified correctly (TP / (TP + FN)). Similarly, TNR is the number of true negatives as a proportion of all genuine negatives (TN / (TN + FP)). Since accuracy can be misleading when class sizes are imbalanced, we used macro-averaged classification error rate (MCER) as the main measure of overall performance. MCER is the (unweighted) average of the error rates for each class, adapted from Fouad and Tino (2012). MCER is therefore more meaningful than accuracy as a measure of performance when class sizes are imbalanced.

Assessment of feature relevance. Relevance scores were considered ‘high’ if they were in the top 20% of scores across all re-samplings with a corresponding classification MCER of 0.40 or above. Features were ranked by number of high scores. Note that relevance scores were normalized for each re-sampling, so that direct comparisons could be made across re-samplings.

Results

Sample Characteristics

There were no differences between CD/HCU, CD/LCU and TD groups in the proportion of participants included from each site ($\chi^2 = 24.68, p = .21, \phi = .21$), nor in the proportion of females, mean age or pubertal status (see **Table 1**). In the main analyses, males and females were not separated. However, we also investigated sex by group interactions; these are reported in detail in **Supplementary Materials: Sex Differences**⁴. The CD/HCU and

⁴ There was a tendency for TD females to experience ‘better’ parenting than males, while in both CD groups, females experienced ‘worse’ parenting than males. However, these interactions were usually not significant.

1 PARENTING AND CONDUCT DISORDER
2
3

4 CD/LCU groups did not differ from each other on performance, verbal or total IQ scores, but
5 both had significantly lower IQ scores than the TD group. The same was true for SES (**Table**
6
7 **1**). As expected, the CD/HCU group had significantly more CD symptoms than the CD/LCU
8
9 group, as well as more ODD and ADHD symptoms, although these groups did not differ
10
11 significantly in the proportion of childhood versus adolescent onset cases (**Table 1**).
12
13 Information on family composition is displayed in **Table 2**. Although youths living
14
15 independently were excluded, information on caregivers living in the household was only
16
17 available for a subset of the full sample (information available for female carer: CD/HCU:
18
19 119, CD/LCU: 127, TD: 414. Male carer: CD/HCU: 91, CD/LCU: 91, TD: 336).
20
21
22
23
24
25
26
27
28
29
30
31
32
33
34
35
36
37
38
39
40
41
42
43
44
45
46
47
48
49
50
51
52
53
54
55
56
57
58
59
60

PARENTING AND CONDUCT DISORDER

Table 1. Demographic and clinical characteristics (mean (95% confidence intervals of the mean) unless stated otherwise)

Measures	CD/HCU (<i>n</i> = 164)	CD/LCU (<i>n</i> = 164)	TD (<i>n</i> = 428)	Test statistic (<i>p</i>), effect size
Age	13.84 (13.50, 14.18) ^a	13.97 (13.60, 14.34) ^a	13.73 (13.50, 13.97) ^a	<i>F</i> = 0.59 (.55), partial η^2 = .00
Females (%)	54	52	61	χ^2 = 0.4.54 (.10), ϕ = .08
PDS pubertal stage	3.40 (3.23, 3.57) ^a	3.49 (3.31, 3.66) ^a	3.43 (3.32, 3.53) ^a	<i>F</i> = 0.29 (.75), partial η^2 = .00
Performance IQ	98.28 (95.95, 101.62) ^a	97.36 (95.12, 99.59) ^a	103.86 (102.44, 105.27) ^b	<i>F</i> = 15.44 (<.001), partial η^2 = .04
Verbal IQ	94.33 (92.02, 96.65) ^a	95.03 (92.60, 97.45) ^a	104.83 (103.36, 106.31) ^b	<i>F</i> = 39.81 (<.001), partial η^2 = .10
Total IQ	96.54 (94.63, 98.45) ^a	96.48 (94.52, 98.44) ^a	104.60 (103.39, 105.81) ^b	<i>F</i> = 37.57 (<.001), partial η^2 = .09
ICU callous	19.12 (18.41, 19.83) ^a	7.45 (6.92, 7.97) ^b	3.88 (3.65, 4.10) ^c	<i>F</i> = 1336.31 (<.001), partial η^2 = .78
ICU uncaring	18.90 (18.48, 19.33) ^a	10.99 (10.37, 11.61) ^b	7.24 (6.89, 7.58) ^c	<i>F</i> = 637.35 (<.001), partial η^2 = .63
ICU unemotional	9.86 (9.40, 10.31) ^a	5.49 (5.07, 5.91) ^b	4.59 (4.33, 4.84) ^c	<i>F</i> = 221.74 (<.001), partial η^2 = .37
ICU total	47.88 (46.91, 48.86) ^a	23.92 (22.99, 24.85) ^b	15.70 (15.09, 16.31) ^c	<i>F</i> = 1542.61 (<.001), partial η^2 = .80
K-SADS CD symptoms	5.65 (5.27, 6.02) ^a	4.76 (4.40, 5.13) ^b	0.06 (0.04, 0.09) ^c	<i>F</i> = 976.67 (<.001), partial η^2 = .72
K-SADS ODD symptoms	6.87 (6.55, 7.21) ^a	5.50 (5.08, 5.92) ^b	0.07 (0.03, 0.12) ^c	<i>F</i> = 1332.05 (<.001), partial η^2 = .78
K-SADS ADHD symptoms	8.78 (7.69, 9.88) ^a	6.71 (5.70, 7.71) ^b	0.06 (0.02, 0.10) ^c	<i>F</i> = 277.72 (<.001), partial η^2 = .43
K-SADS GAD diagnosis (%)	15	20	2	χ^2 = 60.99 (<.001), ϕ = .28
K-SADS MDD diagnosis (%)	25	21	1	χ^2 = 94.66 (<.001), ϕ = .35
K-SADS SUD diagnosis (%)	19	21	0	χ^2 = 92.73 (<.001), ϕ = .35

Notes: CD = conduct disorder, CD/HCU = conduct disorder with high levels of callous-unemotional traits, CD/LCU = conduct disorder with low levels of callous-unemotional traits, TD = typically developing, K-SADS = Schedule for Affective Disorders and Schizophrenia for School-age Children: Present and Lifetime Version (lifetime maximum symptoms/diagnosis), ODD = oppositional defiant disorder, ADHD = attention deficit/hyperactivity disorder, GAD = generalised anxiety disorder, MDD = major depressive disorder, SUD = substance use disorder. PDS = Self-rating Scale for Pubertal Development, ICU = Inventory of Callous-Unemotional Traits. Groups with different superscript indices differ significantly in post-hoc comparisons (*p* < .05, Bonferroni corrected)

PARENTING AND CONDUCT DISORDER

Table 2. Caregivers living in family home (% of group)

Caregiver	CD/HCU (<i>n</i> = 164)	CD/LCU (<i>n</i> = 164)	TD (<i>n</i> = 428)	χ^2 (<i>p</i>), ϕ
Biological mother	63	70	96	120.05 (<.001), .40
Biological father	32	40	71	57.48 (<.001), .33
Adoptive mother	4	2	0	16.93 (<.001), .15
Adoptive father	4	1	0	20.78 (<.001), .20
Stepmother	3	2	0	9.51 (.01), .11
Stepfather	16	12	6	29.73 (<.001), .24
Foster mother	2	1	0	7.23 (.03), .10
Foster father	2	1	0	9.90 (.007), .14
Other female carer	1	1	0	4.83 (.09), .08
Other male carer	2	1	0	2.00 (.37), .06

Notes: CD/HCU = conduct disorder with high levels of callous-unemotional traits, CD/LCU = conduct disorder with low levels of callous-unemotional traits, TD = typically developing. Participants who were not living with parents or caregivers were excluded, but information about caregivers was not available for the full sample. Significance tests were conducted using only those with data concerning the relevant caregiver

Group Differences in Parenting

Mean group differences for each APQ subscale are displayed in **Table 3**. Raw scores are displayed for ease of interpretation, but we indicate where the pattern of significant differences changed after regressing out variance associated with IQ, sex, pubertal status, site of data collection and family structure. All three groups differed significantly on positive parenting, with the TD group scoring highest and the CD/HCU group scoring lowest for both involvement and positive reinforcement. Each group also differed significantly on poor supervision (interestingly, the CD/LCU and TD groups no longer differed significantly on positive parenting after controlling for differences in family structure, although it should be

PARENTING AND CONDUCT DISORDER

noted that this information was not available for the full sample⁵). The CD/HCU and CD/LCU groups did not differ significantly on negative parenting, although both groups experienced significantly more negative parenting than the TD group. These group differences support the hypothesis that youths with CD/HCU are characterised by high negative and low positive parenting. However, the same was true for the CD/LCU group, although only positive parenting differed significantly between the CD/HCU and CD/LCU groups.

Table 3. Group differences in parenting (mean (95% confidence intervals of the mean))

APQ subscales	CD/HCU (<i>n</i> = 164)	CD/LCU (<i>n</i> = 164)	TD (<i>n</i> = 428)	F (<i>p</i>), partial η^2
<i>Positive parenting</i>				
Parental involvement	24.48 (23.49, 25.47) ^a	27.60 (26.50, 28.70) ^{b*}	30.89 (30.42, 31.36) ^{c*}	76.50 (<.001), 0.17
Positive reinforcement	17.52 (16.78, 18.26) ^a	18.94 (18.16, 19.72) ^{b*}	20.82 (20.45, 21.19) ^{c*}	36.63 (<.001), 0.09
Poor supervision	30.41 (29.26, 31.56) ^a	28.01 (26.74, 29.27) ^b	22.44 (21.82, 23.05) ^c	89.57 (<.001), 0.19
<i>Negative parenting</i>				
Inconsistent discipline	19.52 (18.94, 20.11) ^a	18.85 (18.24, 19.47) ^a	15.81 (15.49, 16.14) ^b	82.28 (<.001), 0.18
Corporal punishment	5.42 (5.01, 5.83) ^a	5.18 (4.80, 5.55) ^a	3.96 (3.81, 4.11) ^b	40.19 (<.001), 0.10

Notes: CD/HCU = conduct disorder with high levels of callous-unemotional traits, CD/LCU = conduct disorder with low levels of callous-unemotional traits, TD = typically developing. APQ = Alabama Parenting Questionnaire. Groups with different superscript indices differ significantly in post-hoc comparisons ($p < .05$, Bonferroni corrected). Regressing out variance associated with IQ, sex, pubertal status and site of data collection did not change the pattern of significant group differences

* These groups no longer differed significantly after regressing out variance associated with family structure in addition to IQ, sex, pubertal status and site of data collection

⁵ Presence of the biological mother and father in the household was associated with higher levels of positive parenting and lower levels of negative parenting. For the small number of youths not living with a biological parent ($n = 20$), presence of adoptive or foster parents, as opposed to any other living arrangement, tended to be associated with higher positive and lower negative parenting.

PARENTING AND CONDUCT DISORDER

Angle-GMLVQ Classifier Performance

Angle-GMLVQ model performance is shown in **Table 4**. All models performed significantly better than chance, as hypothesised (binomial tests, $p < .001$). The HCU-TD model demonstrated the best performance (MCER of 0.26), followed by the Mixed-TD model (MCER 0.29) and then the LCU-TD model (MCER 0.33). Although the HCU-LCU model was significantly above chance, it did not perform well (MCER 0.42). This pattern of performance indicates considerable overlap in the parenting experiences of youths with CD/HCU and CD/LCU. Furthermore, performance for the LCU-TD model was significantly worse than for the Mixed-TD model, indicating that splitting the CD/mixed group into CD/HCU and CD/LCU groups was beneficial only to the CD/HCU group in terms of classifier performance. This reflects greater overlap between CD/LCU and TD groups than between CD/HCU and TD groups. Our final hypothesis – that both HCU-TD and LCU-TD classifiers would outperform the Mixed-TD classifier – was thus not supported.

PARENTING AND CONDUCT DISORDER

Table 4. Angle-GMLVQ model performance (mean (95% confidence intervals of the mean))

	Mixed-TD	HCU-TD	LCU-TD	F (<i>p</i>), partial η^2	HCU-LCU
Accuracy	0.71 (0.71, 0.71) ^a	0.75 (0.75, 0.76) ^b	0.69 (0.68, 0.69) ^c	724.84 (<.001), .33	0.58 (0.57, 0.58)
PPV	0.73 (0.73, 0.74) ^a	0.62 (0.62, 0.62) ^b	0.53 (0.52, 0.53) ^c	3675.35 (<.001), .71	0.58 (0.58, 0.58)
NPV	0.69 (0.69, 0.70) ^a	0.84 (0.83, 0.84) ^b	0.79 (0.79, 0.80) ^c	3820.59 (<.001), .72	0.58 (0.58, 0.58)
TPR	0.66 (0.66, 0.67) ^a	0.69 (0.68, 0.69) ^b	0.63 (0.62, 0.63) ^c	176.23 (<.001), .11	0.58 (0.57, 0.58)
TNR	0.76 (0.75, 0.76) ^a	0.79 (0.78, 0.79) ^b	0.72 (0.71, 0.72) ^c	422.08 (<.001), .22	0.58 (0.57, 0.59)
MCER	0.29 (0.28, 0.29) ^a	0.26 (0.26, 0.27) ^b	0.33 (0.33, 0.33) ^c	609.73 (<.001), .29	0.42 (0.42, 0.43)

Notes: Mixed-TD = model classifying youths with conduct disorder with mixed levels of callous unemotional traits and typically developing youths, HCU-TD = model classifying youths with conduct disorder with high levels of callous unemotional traits and typically developing youths, LCU-TD = model classifying youths with conduct disorder and low levels of callous-unemotional traits and typically developing youths. PPV = positive predictive value, NPV = negative predictive value, TPR = true positive rate, TNR = true negative rate, MCER = macro-averaged classification error rate. Groups with different superscript indices differ significantly in post-hoc comparisons ($p < .05$, Bonferroni corrected). Note that the HCU-LCU model (column 6) was not included in statistical tests as comparisons between this and other models were not relevant to hypotheses

Feature Relevance

Feature relevance scores for the HCU-TD, LCU-TD and HCU-LCU models are displayed in

Figure 1. The pattern of relevance scores generally supported our hypotheses, i.e., that a combination of positive and negative parenting would be relevant to the HCU-TD model, negative parenting would be more relevant to the LCU-TD model and positive parenting would be more relevant to the HCU-LCU model. The exception to this was positive reinforcement, which was consistently low in relevance across all models. Despite this, youths with CD/LCU were distinguished from TD youths almost entirely by negative parenting, and from youths with CD/HCU almost entirely by positive parenting and poor supervision.

1
2
3
4
5
6
7
8
9
10
11
12
13
14
15
16
17
18
19
20
21
22
23
24
25
26
27
28
29
30
31
32
33
34
35
36
37
38
39
40
41
42
43
44
45
46
47
48
49
50
51
52
53
54
55
56
57
58
59
60

PARENTING AND CONDUCT DISORDER

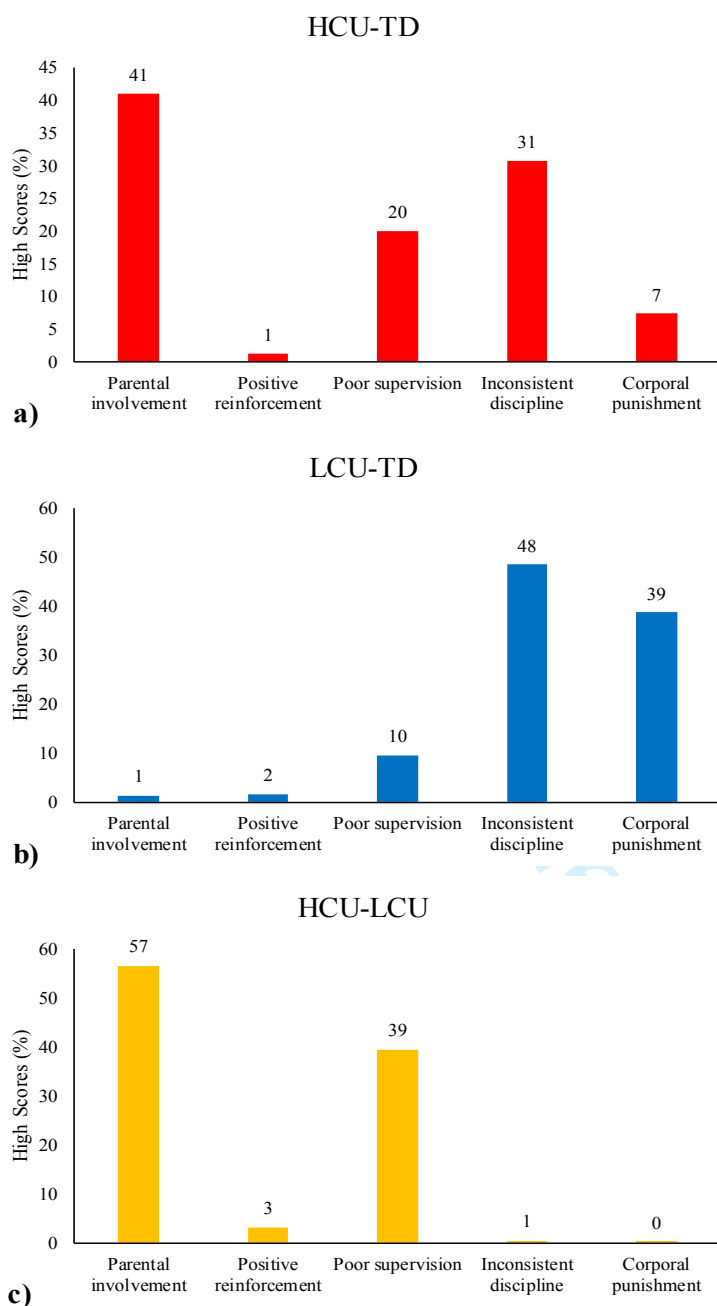


Figure 1. Feature relevance for a) HCU-TD model, b) LCU-TD model and c) HCU-LCU models. Bars show percentage of re-samplings in which feature relevance was in the top 20% of relevance scores across all re-samplings with $MCER \leq 0.40$

Discussion

This study addressed differences in exposure to positive and negative parenting in youths with CD/HCU, youths with CD/LCU and TD youths. We first investigated differences at the group level, hypothesising that youths with CD/HCU would experience high levels of

PARENTING AND CONDUCT DISORDER

negative parenting and low levels of positive parenting relative to TD youths, while youths with CD/LCU would be characterised mainly by high levels of negative parenting. This hypothesis was partially supported, since youths with CD/LCU as well as those with CD/HCU experienced more negative and less positive parenting than TD youths (although only positive parenting differed significantly between the CD/HCU and CD/LCU groups). Next, we used Angle-GMLVQ classifiers to assess the extent to which positive and negative parenting was predictive of the diagnostic status of youths at the individual level. As predicted, all models performed at above chance levels. Contrary to our next hypothesis, splitting the CD/mixed group into CD/HCU and CD/LCU subtypes resulted in improved classification only for youths with CD/HCU. Finally, as hypothesised, both positive and negative parenting behaviours were highly relevant when distinguishing youths with CD/HCU from TD youths, while youths with CD/LCU were distinguished from TD youths almost exclusively by negative parenting and from youths with CD/HCU almost exclusively by higher positive parenting and lower levels of poor supervision.

Group-Level Differences in Positive Parenting

At the group level, youths with CD/HCU experienced significantly lower levels of parental involvement and positive reinforcement than youths with CD/LCU, who in turn experienced lower levels than TD youths. Thus, in terms of group level differences, low positive parenting was more strongly associated with CD/HCU than with CD/LCU. These findings fit with previously observed associations between low positive parenting and CU traits (e.g., Waller et al., 2016). However, in the current sample, differences between the CD/LCU and TD groups were reduced to non-significance after controlling for family structure. This indicates that low levels of positive parenting might in part reflect caregiver absence, rather than

PARENTING AND CONDUCT DISORDER

parenting quality *per se*, and this distinction might be especially important for youths with CD/LCU. In this context, it is also interesting to note that poor supervision varied in line with positive parenting rather than negative parenting in the current sample.

Numerous studies have reported similar associations between low positive parenting and CD/HCU or CU traits (e.g., Pasalich et al., 2011; Ray et al., 2017; Elizur & Somech, 2018; Hyde et al., 2016; Pardini et al., 2007; Muratori et al., 2016; Waller et al., 2016; Waller et al., 2017a; Waller et al., 2017b; Waller et al., 2018; but *c.f.* Falk & Lee, 2012). In early childhood, positive parenting has been associated with better empathy and pro-sociality via more enjoyable parent-child interactions and desire to comply with the parent (Kochanska et al., 2005). It is plausible that a similar mechanism occurs in adolescence (see e.g., Ray et al., 2017). Alternatively, adolescents might continue to benefit from positive parenting experienced earlier in life. Since punishment seems to be less effective at high levels of CU traits (Blair et al., 2001), reciprocally warm and committed relationships are likely to be an especially important protective factor throughout childhood and adolescence, even if positive parenting is indeed most effective in infancy.

There are other, non-causative factors that likely contribute to the observed associations between low positive parenting and CD/HCU. Genetic similarity between parent and child is an obvious candidate, given the high heritability of CU traits (Viding et al., 2005). It seems likely that CU traits in parents would manifest as lack of warmth and interest towards the child. Nonetheless, it is clear from adoption studies that positive parenting is associated with reductions in CU traits and related behaviour even in the absence of a genetic relationship between parent and child (Hyde et al., 2016; Waller et al., 2016; Waller et al., 2017a).

Furthermore, positive parenting interventions have proved efficacious for young children

PARENTING AND CONDUCT DISORDER

(Elizur & Somech, 2018), suggesting a causal relationship in addition to shared genetic effects. Gene-environment correlations, and in particular evocative gene-environment correlations, are another relevant consideration here. For example, associations with parenting are bidirectional; child temperament (partially genetic) influences parenting (an environmental influence) as well as vice versa (Muñoz et al. 2011; Salihovic, Kerr, Ozdemir & Pakalniskiene, 2012). Thus, while low positive parenting is likely causally linked to CD/HCU, there are additional factors that plausibly contribute to the observed associations between low positive parenting and CD/HCU.

Group-Level Differences in Negative Parenting

Youths with both CD/HCU and CD/LCU reported higher levels of negative parenting than TD youths, but unlike positive parenting, exposure to negative parenting did not differ significantly in CD/HCU versus CD/LCU. The literature is divided on the relative importance of negative parenting in these subtypes. There are reports of potential insensitivity to negative parenting in CD/HCU (Wootton et al., 1997) as well as high levels of negative parenting (Fontaine et al., 2011; Barker, Oliver, Viding, Salekin, & Maughan, 2011) and a role for negative parenting (harshness) in both aggression and CU traits (Waller et al., 2018). The associations between negative parenting, CD/HCU and CD/LCU observed here do not warrant conclusions about causation, and it is already clear that relationships are bidirectional (Flom et al., 2019; Muñoz et al., 2011; Larsson et al., 2008; Hawes et al., 2011; Pardini et al., 2007; Pisano et al., 2017). However, in the current sample at least, negative parenting did not appear to be a specific risk factor for CD/HCU over and above the risk for CD generally.

PARENTING AND CONDUCT DISORDER

The Relative Importance of Positive and Negative Parenting Behaviours for Classifying Individuals

There were very clear differences between classifier models in the relative importance of positive and negative parenting behaviours. Overall, positive parenting was highly relevant when distinguishing individuals who differed substantially on CU traits (HCU-TD and HCU-LCU models), while negative parenting was highly relevant when distinguishing individuals who differed substantially on CD symptoms (HCU-TD and LCU-TD models). It is especially interesting to note that positive parenting was very low in relevance in the LCU-TD model, despite significant differences in both positive and negative parenting at the group level. This implies that even when exposure to positive parenting is low, negative parenting is a much more reliable indicator of CD/LCU. This pattern of relevance aligns with previous research indicating that negative parenting is linked to conduct problems and CU traits while low positive parenting is linked primarily to CU traits (e.g., Waller et al., 2014). Notably, however, positive reinforcement was low in relevance across all models. This was unexpected, and suggests that when the broader parenting context is taken into account, low positive reinforcement is not strongly indicative of CD/HCU or CD/LCU. However, it is interesting to note that the APQ positive reinforcement subscale includes items assessing material rewards ('your parents reward or give something extra to you for behaving well') as well as warmth (e.g., 'your parents hug or kiss you when you have done something well'). In previous studies linking CU traits to low positive parenting, warmth, rather than material rewards, has often been a key measure (e.g., Waller et al., 2014). The effects of warmth and praise versus provision of material incentives will be an interesting topic for future research on parenting and CD subtypes.

PARENTING AND CONDUCT DISORDER

Finally, it should be noted again here that relevance scores were derived only from the higher performing models. This ensured that relevance scores were not influenced by models that failed to distinguish between groups. However, in the case of the poorly performing HCU-LCU model, it also means that relevance scores are not necessarily reflective of the full CD sample. While positive parenting was key to classifying those youths who could be distinguished, many youths with CD/HCU could not be distinguished from those with CD/LCU based on parenting. Thus, although positive parenting clearly differs between CD/HCU and CD/LCU at the group level, and between many individuals in these groups, positive parenting is far from a universally distinguishing factor between CD/HCU and CD/LCU. This suggests a fairly high level of heterogeneity within CD, even after accounting for differences in CU trait levels.

Heterogeneity within CD/HCU and CD/LCU

Although youths with CD/HCU and CD/LCU exhibit differences in their experiences of parenting, as well as their presentations more generally, it is clear that both subtypes still contain considerable heterogeneity. There are multiple sources for this heterogeneity. For example, there are likely to be sex differences in the importance of environmental influences in CD. Specifically, it appears that environmental factors might be relatively more important in the development of CU traits in females than in males, e.g., Fontaine, Rijdsdijk, McCrory, & Viding, 2010). In our sample, it appeared that females with CD experienced more negative and less positive parenting than males with CD, while in TD youths, this pattern was reversed. This pattern of sex differences might plausibly reflect a greater environmental contribution to CD in females, although interactions were often not significant in the current sample.

PARENTING AND CONDUCT DISORDER

In addition to sex differences, comorbid disorders, such as ADHD, anxiety and depression, are likely to contribute to heterogeneity within CD/HCU. The CD/HCU and CD/LCU groups in the current sample differed significantly on the presence of these comorbidities. Perhaps most importantly, we did not distinguish youths with CD/HCU and comorbid internalising disorders from those with CD/HCU alone. This distinction might reflect different aetiological pathways, and thus contribute to sample heterogeneity; it is thus a potentially important distinction for future research (Cecil, McCrory, Barker, Guiney, & Viding, 2018).

Strengths and Limitations

This study has several strengths, including the large and well-characterised sample, the combination of parent and child-report parenting measures and the use of both univariate and multivariate techniques. In particular, the use of a multivariate classification technique is novel, and demonstrates for the first time the relative importance of different dimensions of parenting when they are considered in a holistic (i.e., multivariate) context. This differs from univariate methods, where each dimension of parenting is considered only in isolation, and complex interactions between the different dimensions cannot be detected. However, the study also has several weaknesses, particularly in terms of sample heterogeneity. First, our sample spanned a very large age range (9-18 years), and was considerably older than those from much of the more recent literature (e.g., Hyde et al., 2016; Waller et al., 2016).

Although our findings align with those from these younger samples, it seems likely that the relative contribution of parenting to CD will change throughout childhood. For example, exposure to community violence might be particularly relevant during the adolescent years (Kersten et al., 2017). Replication of the current classification analyses in younger children would be an interesting direction for future research. Second, the measure of CU traits used

PARENTING AND CONDUCT DISORDER

in the current sample was limited to parent-report data only. Although parent-report data might be more informative than self-report data, a combination of different informants is ideal (Docherty, Boxer, Huesman, O'Brien, & Bushman, 2017). Third, we used sample-specific (tertile) cut-off points as the criteria for allocation to the CD/HCU and CD/LCU groups. A clinical cut-off, designed to match the DSM criteria, has recently been published; however, this is currently based on self-report data only (Frick, 2019). Fourth, we relied on parent and child reports of parenting, which though meaningful, are not necessarily objective. These reports would ideally have been complemented with observational data. Fifth, we were not able to obtain information on family structure for the complete sample, although this appeared to be a potential source of variation in parenting experience for our sample.

Summary and Conclusions

In summary, CD/HCU and CD/LCU were distinguished from TD by both positive and negative parenting at the group level, while negative parenting was more relevant for distinguishing CD/LCU from TD at the individual level. CD/HCU was distinguished from CD/LCU primarily by positive parenting, at both the group and individual levels. This adds to a growing body of literature suggesting that parenting is associated with both CD/HCU and CD/LCU, but that the specific parenting practices associated with CD and CU traits are somewhat different. We suggest that future research should further distinguish between different parenting behaviours (e.g., verbal praise and affection versus provision of material incentives), as well as multiple types of externalising behaviour (e.g., proactive versus reactive aggression, hyperactive-impulsive *etc.*). Making such distinctions will hopefully contribute to the development of more targeted parenting interventions in the future.

PARENTING AND CONDUCT DISORDER

References

American Psychiatric Association, (2000). *Diagnostic and statistical manual of mental health disorders: DSM-IV-TR* (4th ed., text revision). Washington, DC: American Psychiatric Publishing.

American Psychiatric Association, (2013). *Diagnostic and statistical manual of mental health disorders: DSM-5* (5th ed.). Washington, DC: American Psychiatric Publishing.

Barker, E. D., Oliver, B. R., Viding, E., Salekin, R. T., & Maughan, B. (2011). The impact of prenatal maternal risk, fearless temperament and early parenting on adolescent callous-unemotional traits: a 14-year longitudinal investigation. *Journal of Child Psychology and Psychiatry*, 52(8), 878-888. doi: 10.1111/j.1469-7610.2011.02397.x

Belizario, G. O., Junior, R. G. B., Salvini, R., Lafer, B., & da Silva Dias, R. (2019). Predominant polarity classification and associated clinical variables in bipolar disorder: A machine learning approach. *Journal of Affective Disorders*, 245, 279-282. doi: <https://doi.org/10.1016/j.jad.2018.11.051>

Blair, R. J. R. (2013). The neurobiology of psychopathic traits in youths. *Nature Reviews Neuroscience*, 14(11), 786-799. doi: 10.1038/nrn3577

Blair, R. J. R., Colledge, E., & Mitchell, D. G. V. (2001). Somatic markers and response reversal: is there orbitofrontal cortex dysfunction in boys with psychopathic tendencies? *Journal of Abnormal Child Psychology*, 29(6), 499-511. doi: <https://doi.org/10.1023/A:1012277125119>

PARENTING AND CONDUCT DISORDER

Bunte, K., Baranowski, E. S., Arlt, W., & Tino, P. (2016). Relevance learning vector quantization in variable dimensional spaces. In *New Challenges in Neural Computation (NC 2)*, Workshop of the GI-Fachgruppe Neuronale Netze and the German Neural Networks Society in connection to GCPR, 20-23.

van Casteren, M., & Davis, M. H. (2007). Match: A program to assist in matching the conditions of factorial experiments. *Behavior Research Methods*, 39(4), 973-978. doi: <https://doi.org/10.3758/BF03192992>

Cecil, C. A., McCrory, E. J., Barker, E. D., Guiney, J., & Viding, E. (2018). Characterising youth with callous–unemotional traits and concurrent anxiety: evidence for a high-risk clinical group. *European Child & Adolescent Psychiatry*, 27(7), 885-898. doi: <https://doi.org/10.1007/s00787-017-1086-8>

Crum, K. I., Waschbusch, D. A., Bagner, D. M., & Coxe, S. (2015). Effects of callous–unemotional traits on the association between parenting and child conduct problems. *Child Psychiatry & Human Development*, 46(6), 967-980. doi: <https://doi.org/10.1007/s10578-015-0535-1>

Dadds, M. R., & Salmon, K. (2003). Punishment insensitivity and parenting: Temperament and learning as interacting risks for antisocial behavior. *Clinical Child and Family Psychology Review*, 6(2), 69-86. doi: <https://doi.org/10.1023/A:1023762009877>

Docherty, M., Boxer, P., Huesmann, L. R., O'Brien, M., & Bushman, B. (2017). Assessing callous-unemotional traits in adolescents: Determining cutoff scores for the inventory of callous and unemotional traits. *Journal of Clinical Psychology*, 73(3), 257-278. doi: <https://doi.org/10.1002/jclp.22313>

PARENTING AND CONDUCT DISORDER

Edens, J. F., Skopp, N. A., & Cahill, M. A. (2008). Psychopathic features moderate the relationship between harsh and inconsistent parental discipline and adolescent antisocial behavior. *Journal of Clinical Child & Adolescent Psychology*, 37(2), 472-476. doi: <https://doi.org/10.1080/15374410801955938>

Elizur, Y., & Somech, L. Y. (2018). Callous-unemotional traits and effortful control mediate the effect of parenting intervention on preschool conduct problems. *Journal of Abnormal Child Psychology*, 46, 1631-1642. doi: <https://doi.org/10.1007/s10802-018-0412-z>

Enebrink, P., Andershed, H., & Långström, N. (2005). Callous-unemotional traits are associated with clinical severity in referred boys with conduct problems. *Nordic Journal of Psychiatry*, 59(6), 431-440. doi: <https://doi.org/10.1080/08039480500360690>

Essau, C. A., Sasagawa, S., & Frick, P. J. (2006a). Psychometric properties of the Alabama parenting questionnaire. *Journal of Child and Family Studies*, 15(5), 595-614. doi: <https://doi.org/10.1007/s10826-006-9036-y>

Essau, C. A., Sasagawa, S., & Frick, P. J. (2006b). Callous-unemotional traits in a community sample of adolescents. *Assessment*, 13(4), 454-469. doi: <https://doi.org/10.1177/1073191106287354>

Falk, A. E., & Lee, S. S. (2012). Parenting behavior and conduct problems in children with and without attention-deficit/hyperactivity disorder (ADHD): moderation by callous-unemotional traits. *Journal of Psychopathology and Behavioral Assessment*, 34(2), 172-181. doi: <https://doi.org/10.1007/s10862-011-9268-z>

Flom, M., White, D., Ganiban, J., & Saudino, K. J. (2019). Longitudinal Links Between Callous-Unemotional Behaviors and Parenting in Early Childhood: A Genetically

PARENTING AND CONDUCT DISORDER

Informed Design. *Journal of the American Academy of Child & Adolescent Psychiatry*. doi:
<https://doi.org/10.1016/j.jaac.2019.03.013>

Fontaine, N. M., McCrory, E. J., Boivin, M., Moffitt, T. E., & Viding, E. (2011). Predictors and outcomes of joint trajectories of callous–unemotional traits and conduct problems in childhood. *Journal of Abnormal Psychology, 120*(3), 730-742. doi: 10.1037/a0022620

Fontaine, N. M., Rijdsdijk, F. V., McCrory, E. J., & Viding, E. (2010). Etiology of different developmental trajectories of callous-unemotional traits. *Journal of the American Academy of Child & Adolescent Psychiatry, 49*(7), 656-664. doi: <https://doi.org/10.1016/j.jaac.2010.03.014>

Fouad, S., & Tino, P. (2012). Adaptive Metric Learning Vector Quantization for Ordinal Classification. *Neural Computation, 24*(11), 2825-2825. doi: 10.1162/NECO_a_00358

Freitag, C. M., Konrad, K., Stadler, C., De Brito, S. A., Popma, A., Herpertz, S. C., ... & Schwenck, C. (2018). Conduct disorder in adolescent females: current state of research and study design of the FemNAT-CD consortium. *European Child & Adolescent Psychiatry, 27*(9), 1077-1093. doi: <https://doi.org/10.1007/s00787-018-1172-6>

Frick, P.J. (2019). *LSU Psychology: ICU*. <https://sites01.lsu.edu/faculty/pfricklab/icu/>

Frick, P. J., Stickle, T. R., Dandreaux, D. M., Farrell, J. M., & Kimonis, E. R. (2005). Callous–unemotional traits in predicting the severity and stability of conduct problems and delinquency. *Journal of Abnormal Child Psychology, 33*(4), 471-487. doi: 10.1007/s10648-005-5728-9

PARENTING AND CONDUCT DISORDER

Hawes, D. J., Dadds, M. R., Frost, A. D., & Hasking, P. A. (2011). Do childhood callous-unemotional traits drive change in parenting practices? *Journal of Clinical Child & Adolescent Psychology, 40*(4), 507-518. doi: <https://doi.org/10.1080/15374416.2011.581624>

Henry, J., Dionne, G., Viding, E., Vitaro, F., Brendgen, M., Tremblay, R. E., & Boivin, M. (2018). Early warm-rewarding parenting moderates the genetic contributions to callous–unemotional traits in childhood. *Journal of Child Psychology and Psychiatry, 59*(12), 1282-1288. doi: <https://doi.org/10.1111/jcpp.12918>

Hyde, L. W., Waller, R., Trentacosta, C. J., Shaw, D. S., Neiderhiser, J. M., Ganiban, J. M., ... & Leve, L. D. (2016). Heritable and nonheritable pathways to early callous-unemotional behaviors. *American Journal of Psychiatry, 173*(9), 903-910. doi: <https://doi.org/10.1176/appi.ajp.2016.15111381>

International Labour Organization (2012). *International Standard Classification of Occupations. Structure, group definitions and correspondence tables*. Geneva: International Labour Office.

Kaufman, J., Birmaher, B., Brent, D., Rao, U. M. A., Flynn, C., Moreci, P., ... & Ryan, N. (1997). Schedule for affective disorders and schizophrenia for school-age children-present and lifetime version (K-SADS-PL): initial reliability and validity data. *Journal of the American Academy of Child & Adolescent Psychiatry, 36*(7), 980-988. doi: <https://doi.org/10.1097/00004583-199707000-00021>

Kersten, L., Vriends, N., Steppan, M., Raschle, N. M., Praetzelich, M., Oldenhof, H., ... & Martinelli, A. (2017). Community violence exposure and conduct problems in children and

PARENTING AND CONDUCT DISORDER

adolescents with conduct disorder and healthy controls. *Frontiers in Behavioral Neuroscience*, *11*, 219. doi: <https://doi.org/10.3389/fnbeh.2017.00219>

Kochanska, G., Forman, D. R., Aksan, N., & Dunbar, S. B. (2005). Pathways to conscience: early mother–child mutually responsive orientation and children's moral emotion, conduct, and cognition. *Journal of Child Psychology and Psychiatry*, *46*(1), 19-34. doi: [10.1111/j.1469-7610.2004.00348.x](https://doi.org/10.1111/j.1469-7610.2004.00348.x)

Larsson, H., Viding, E., & Plomin, R. (2008). Callous—Unemotional Traits and Antisocial Behavior: Genetic, Environmental, and Early Parenting Characteristics. *Criminal Justice and Behavior*, *35*(2), 197-211. doi: <https://doi.org/10.1177/0093854807310225>

Molinuevo, B., Pardo, Y., & Torrubia, R. (2011). Psychometric analysis of the Catalan version of the Alabama Parenting Questionnaire (APQ) in a community sample. *The Spanish Journal of Psychology*, *14*(2), 944-955. doi: https://doi.org/10.5209/rev_SJOP.2011.v14.n2.40

Moore, A. A., Blair, R. J., Hettrema, J. M., & Roberson-Nay, R. (2019). The genetic underpinnings of callous-unemotional traits: A systematic research review. *Neuroscience & Biobehavioral Reviews*, *100*, 85-97. doi: <https://doi.org/10.1016/j.neubiorev.2019.02.018>

Muñoz, L. C., Pakalniskiene, V., & Frick, P. J. (2011). Parental monitoring and youth behavior problems: moderation by callous-unemotional traits over time. *European Child & Adolescent Psychiatry*, *20*(5), 261-269. doi: [10.1007/s00787-011-0172-6](https://doi.org/10.1007/s00787-011-0172-6)

Muratori, P., Lochman, J. E., Lai, E., Milone, A., Nocentini, A., Pisano, S., ... & Masi, G. (2016). Which dimension of parenting predicts the change of callous unemotional traits in

1 PARENTING AND CONDUCT DISORDER
2
3

4 children with disruptive behavior disorder? *Comprehensive Psychiatry*, 69, 202-210. doi:
5
6 <https://doi.org/10.1016/j.comppsy.2016.06.002>
7
8

9
10 Oxford, M., Cavell, T. A., & Hughes, J. N. (2003). Callous/unemotional traits
11 moderate the relation between ineffective parenting and child externalizing problems: A
12 partial replication and extension. *Journal of Clinical Child and Adolescent Psychology*, 32(4),
13 577-585. doi: https://doi.org/10.1207/S15374424JCCP3204_10
14
15
16
17
18

19
20 Pardini, D. A., Lochman, J. E., & Powell, N. (2007). The development of callous-
21 unemotional traits and antisocial behavior in children: Are there shared and/or unique
22 predictors? *Journal of Clinical Child and Adolescent Psychology*, 36(3), 319-333. doi:
23
24 <https://doi.org/10.1080/15374410701444215>
25
26
27
28

29
30 Pasalich, D. S., Dadds, M. R., Hawes, D. J., & Brennan, J. (2011). Do
31 callous-unemotional traits moderate the relative importance of parental coercion versus
32 warmth in child conduct problems? An observational study. *Journal of Child Psychology and*
33
34 *Psychiatry*, 52(12), 1308-1315. doi: 10.1111/j.1469-7610.2011.02435.x
35
36
37
38

39
40 Petersen, A. C., Crockett, L., Richards, M., & Boxer, A. (1988). A self-report measure
41 of pubertal status: Reliability, validity, and initial norms. *Journal of Youth and Adolescence*,
42
43 17(2), 117-133. doi: <https://doi.org/10.1007/BF01537962>
44
45
46
47

48
49 Pisano, S., Muratori, P., Gorga, C., Levantini, V., Iuliano, R., Catone, G., ... & Masi,
50 G. (2017). Conduct disorders and psychopathy in children and adolescents: aetiology, clinical
51 presentation and treatment strategies of callous-unemotional traits. *Italian Journal of*
52
53 *Pediatrics*, 43(1), 84. doi: <https://doi.org/10.1186/s13052-017-0404-6>
54
55
56
57
58
59
60

PARENTING AND CONDUCT DISORDER

Ray, J. V., Frick, P. J., Thornton, L. C., Wall Myers, T. D., Steinberg, L., & Cauffman, E. (2017). Callous–unemotional traits predict self-reported offending in adolescent boys: the mediating role of delinquent peers and the moderating role of parenting practices. *Developmental Psychology*, 53(2), 319-328. doi: <http://dx.doi.org/10.1037/dev0000210>

Rowe, R., Maughan, B., Moran, P., Ford, T., Briskman, J., & Goodman, R. (2010). The role of callous and unemotional traits in the diagnosis of conduct disorder. *Journal of Child Psychology and Psychiatry*, 51(6), 688-695. doi: <https://doi.org/10.1111/j.1469-7610.2009.02199.x>

Salihovic, S., Kerr, M., Özdemir, M., & Pakalniskiene, V. (2012). Directions of effects between adolescent psychopathic traits and parental behavior. *Journal of Abnormal Child Psychology*, 40(6), 957-969. doi: [10.1007/s10802-012-9623-x](https://doi.org/10.1007/s10802-012-9623-x)

Trentacosta, C. J., Waller, R., Neiderhiser, J. M., Shaw, D. S., Natsuaki, M. N., Ganiban, J. M., ... & Hyde, L. W. (2019). Callous-unemotional behaviors and harsh parenting: reciprocal associations across early childhood and moderation by inherited risk. *Journal of Abnormal Child Psychology*, 47(5), 811-823. doi: <https://doi.org/10.1007/s10802-018-0482-y>

UNESCO Institute for Statistics (UIS). (2015). *International Standard Classification of Education fields of education and training 2013 (ISCED-F 2013): detailed field descriptions*.

Viding, E., Blair, R. J. R., Moffitt, T. E., & Plomin, R. (2005). Evidence for substantial genetic risk for psychopathy in 7-year-olds. *Journal of Child Psychology and Psychiatry*, 46(6), 592-597. doi: [10.1111/j.1469-7610.2004.00393.x](https://doi.org/10.1111/j.1469-7610.2004.00393.x)

1 PARENTING AND CONDUCT DISORDER
2
3

4 Waller, R., Gardner, F., & Hyde, L. W. (2013). What are the associations between
5 parenting, callous–unemotional traits, and antisocial behavior in youth? A systematic review
6 of evidence. *Clinical Psychology Review*, 33(4), 593-608. doi:
7
8
9
10
11
12 <https://doi.org/10.1016/j.cpr.2013.03.001>

13
14
15
16
17
18
19
20
21
22
23
24
25
26
27
28
29
30
31
32
33
34
35
36
37
38
39
40
41
42
43
44
45
46
47
48
49
50
51
52
53
54
55
56
57
58
59
60
Waller, R., Gardner, F., Viding, E., Shaw, D. S., Dishion, T. J., Wilson, M. N., &
Hyde, L. W. (2014). Bidirectional associations between parental warmth, callous
unemotional behavior, and behavior problems in high-risk preschoolers. *Journal of Abnormal
Child Psychology*, 42(8), 1275-1285. doi: <https://doi.org/10.1007/s10802-014-9871-z>

Waller, R., Hyde, L. W., Klump, K. L., & Burt, S. A. (2018). Parenting is an
environmental predictor of callous-unemotional traits and aggression: a monozygotic twin
differences study. *Journal of the American Academy of Child & Adolescent Psychiatry*,
57(12), 955-963. doi: <https://doi.org/10.1016/j.jaac.2018.07.882>

Waller, R., Shaw, D. S., & Hyde, L. W. (2017b). Observed fearlessness and positive
parenting interact to predict childhood callous-unemotional behaviors among low-income
boys. *Journal of Child Psychology and Psychiatry*, 58(3), 282-291. doi:
<https://doi.org/10.1111/jcpp.12666>

Waller, R., Shaw, D. S., Neiderhiser, J. M., Ganiban, J. M., Natsuaki, M. N., Reiss,
D., ... & Hyde, L. W. (2017a). Toward an understanding of the role of the environment in the
development of early callous behavior. *Journal of Personality*, 85(1), 90-103. doi:
[10.1111/jopy.12221](https://doi.org/10.1111/jopy.12221)

Waller, R., Trentacosta, C. J., Shaw, D. S., Neiderhiser, J. M., Ganiban, J. M., Reiss,
D., ... & Hyde, L. W. (2016). Heritable temperament pathways to early callous–unemotional

1 PARENTING AND CONDUCT DISORDER
2
34 behaviour. *The British Journal of Psychiatry*, 209(6), 475–482. doi:5
6 10.1192/bjp.bp.116.181503
7
8
910 Wechsler, D. (1999). *Wechsler Abbreviated Scale of Intelligence*. San Antonio, TX:
11 Psychological Corporation.
12
1314
15 Wechsler, D. (2008). *Wechsler Adult Intelligence Scale-Fourth Edition (WAIS-IV)*.
16 San Antonio, TX: Psychological Corporation.
17
1819
20 Wootton, J. M., Frick, P. J., Shelton, K. K., & Silverthorn, P. (1997). Ineffective
21 parenting and childhood conduct problems: the moderating role of callous-unemotional traits.
22
23
24
25
26
27
28
29
30
31
32
33
34
35
36
37
38
39
40
41
42
43
44
45
46
47
48
49
50
51
52
53
54
55
56
57
58
59
60
Journal of Consulting and Clinical Psychology, 65(2), 301-308.