

## 1 **To cite this paper:**

2 **Jin R.\***, Zou Y., Gidado K., Ashton P., and Painting N. (2019). "A Review of BIM-based Research in  
3 Construction Engineering and Management." *Engineering, Construction and Architectural Management*. In  
4 Press, DOI: 10.1108/ECAM-08-2018-0350. Accepted for publication on 5 February 2019.

5

## 6 **Scientometric Analysis of BIM-based Research in Construction**

### 7 **Engineering and Management**

#### 8 **Abstract**

##### 9 **Purpose**

10 This study aims to summarize the latest research of BIM adoption in Construction  
11 Engineering and Management (CEM) and propose research directions for future scholarly  
12 work. During the recent decade, Building Information Modelling (BIM) has gained  
13 increasing applications and research interest in the construction industry. Although there have  
14 been review-based studies that summarized BIM-based research in the overall Architecture,  
15 Engineering, and Construction (AEC) area, there is limited review that evaluates the current  
16 stage of BIM-based research specifically in the Construction Engineering and Management  
17 (CEM) sub-area.

##### 18 **Design/methodology/approach**

19 CEM falls into the scope of AEC. It involves construction-related tasks, activities, and  
20 processes (e.g., scheduling and cost estimates), issues (e.g. constructability), as well as  
21 human factors (e.g. collaboration). This study adopted a holistic **literature review** approach  
22 that incorporates bibliometric search and scientometric analysis. **A total of 276 articles**  
23 **related to BIM applied in CEM were selected from Scopus as the literature sample for the**  
24 **scientometric analysis.**

##### 25 **Findings**

26 Some key CEM research areas (e.g. CEM pedagogy, integrated project delivery, lean,  
27 and off-site construction) were identified and evaluated. Research trends in these areas were

28 identified, and analyses were carried out with regard to how they could be integrated with  
29 BIM. For example, BIM, as a data repository for ACE facilities, has substantial potential to  
30 be integrated with a variety of other digital technologies, project delivery methods, and  
31 innovative construction techniques throughout the whole process of CEM.

## 32 **Practical implications**

33 As BIM is one of the key technologies and digital platforms to improve the construction  
34 productivity and collaboration, it is important for industry practitioners to be updated of the  
35 latest movement and progress of the academic research. The industry, academics, and  
36 governmental authorities should work with joint effort to fill the gap by firstly recognizing  
37 the current needs, limitations, and trends of applying BIM in the construction industry. For  
38 example, it needs more understanding about how to address technical interoperability issues  
39 and how to introduce the integrated design and construction delivery approach for BIM  
40 implementation under the UK BIM Level 2/3 framework.

## 41 **Originality/value**

42 This study contributed to the body of knowledge in BIM by proposing a framework  
43 leading to research directions including the differences of BIM effects between design-bid-  
44 build and other fast-track project delivery methods; the integration of BIM with off-site  
45 construction; and BIM pedagogy in CEM. It also addressed the need to investigate the  
46 similarities and differences between academia and industry towards perceiving the movement  
47 of BIM in construction field work.

48 **Keywords:** Building Information Modelling (BIM); Construction engineering and  
49 management (CEM); Scientometric analysis; Literature review.

## 50 **1. Introduction**

51 Building Information Modeling (BIM), as an emerging digital technology in the global  
52 Architecture, Engineering and Construction (AEC) industry, enables the creation of accurate

53 information models in a virtual computer environment and supports the **life cycle of a**  
54 construction project (Eastman et al., 2011). BIM has been studied in multiple AEC subjects  
55 or been linked to various AEC research topics, such as sustainable construction, project  
56 management, and data interoperability (Santos et al., 2017). Existing studies in BIM could  
57 involve either managerial or technical aspects (Yalcinkaya and Singh, 2015; Oraee et al.,  
58 2017), especially in the subject of Construction Engineering and Management (CEM) which  
59 generally covers multiple construction-related activities, tasks, processes, issues and human  
60 factors such as cost estimate, scheduling, quality control, prefabrication, mass production,  
61 constructability, sustainability, etc. In recent years, there have been some emerging  
62 contemporary practices or issues in CEM, such as off-site construction, integrated project  
63 delivery (IPD), and lean construction. Researchers (e.g., Sacks et al., 2009; Ma et al., 2017;  
64 Zhong et al., 2017) have been working on establishing the connections between these  
65 contemporary practices in CEM and BIM.

66 The limitations of some existing review-based studies in CEM(e.g., Ke et al., 2009; Tang  
67 et al., 2010; Zou, et al., 2017; Martínez-Aires, et al., 2018) include the subjective judgements  
68 or limited journals selected for literature search, which might cause biased findings (Song et  
69 al., 2016; Hosseini et al., 2018). To reduce the subjectivity in literature review, several  
70 studies (e.g., Zhao, 2017; Hosseini et al., 2018) introduced the scientometric analysis in  
71 CEM-related review. **By adopting** the consistent scientometric approach, this study provided  
72 a more in-depth discussion of existing research in CEM with references to BIM-based topics.

73 **Although there have been a number of recently published BIM-based review articles**  
74 **(e.g., He et al., 2017; Oraee et al., 2017), very few of them have specifically focused on CEM.**  
75 **BIM has been linked to multiple construction-related activities such as health, safety, and**  
76 **risks (Zou et al., 2017). However, there has been insufficient overview of BIM-based studies**  
77 **in CEM-related activities or practices. Existing review-based studies in BIM for AEC (e.g.,**

78 Zhao, 2017) are limited to scientometric analysis, without sufficiently engaging in-depth  
79 discussions to reveal more implications such as the framework for future directions. Aiming  
80 to fill these gaps, this study adopted a comprehensive review approach incorporating  
81 scientometric analysis by targeting at the following objectives: 1) to identify the current  
82 mainstream research topics within BIM-based studies in CEM; 2) to find out the most  
83 influential journals and scholarly work in this domain; 3) to propose the research directions  
84 for future work of applying BIM in CEM. This review work of BIM in CEM offers the  
85 implications for both the academics and practitioners, specifically, how the understanding of  
86 BIM-based research benefit the academic community and the practical field, as well as how  
87 the findings from this study contribute to the body of knowledge in BIM for CEM.

## 88 **2. Background**

89 The movement of BIM within the AEC industry towards multi-stakeholder collaboration  
90 and minimizing fragmentation requires the standardization and policy development  
91 (Binesmael et al., 2018). For example, the BIM Task Group (2011), initiated by the UK  
92 government was founded aiming to strengthen the public sector's capacity in BIM  
93 implementation towards collaborative BIM towards BIM Level 2. BIM maturity levels (i.e.,  
94 Level 0-3 and beyond) are described by the BIM Task Group (2011). For example, Level 2  
95 BIM emphasizes the collaborative working by enabling information exchange among various  
96 systems and project participants (Scottish Futures Trust, 2018). In recent years, BIM Level 3  
97 has been in the agenda to come to practice by mid-2020s (Innovate UK and Infrastructure and  
98 Projects Authority, 2017). Level 3 BIM has not been fully defined yet but aims to create an  
99 "Open Data" platform for easy sharing of data across the entire market (McPartland, 2018).

100 Currently both BIM Level 2 and Level 3 mainly focus on design, construction, and hand  
101 over (Carbonari et al., 2018). The existing studies of BIM in Level 2 or above have been  
102 largely focusing on pre-construction stages, such as structural design and analysis (Reed,

103 2017), product manufacturing(Gigante-Barrera et al., 2017), and building performance  
104 analysis (Samuel et al., 2017). Existing studies of BIM maturity level (e.g., Level 2) in the  
105 construction field could be found in areas related to: BIM education to raise awareness and  
106 understanding of BIM (Gledson et al., 2016); BIM adoption among small and medium-sized  
107 enterprises (Hosseini et al., 2016); and stakeholder involvement such as client requirements  
108 (Eadie et al., 2015).

109 The information exchange required in Level 2 to enhance multi-party collaboration in  
110 construction projects faces challenges due to the interoperability in BIM. Currently the  
111 interoperability is low, and there is a lack of clear guidance on how existing standards such as  
112 IFC (Industry Foundation Classes) can be effectively used for performance-based design in  
113 the early project stages (Arayici et al., 2018). The interoperability could barricade the  
114 implementation of BIM Level 2, which should allow information sharing and exchange of  
115 information crossing different stages of a construction project as indicated by Alazmeh et al.  
116 (2018).Kumar and Hayne (2017) stated that wide scale adoption of BIM has been largely  
117 limited to the design stage.

118 Despite of these challenges encountered during BIM implementation, BIM is being  
119 integrated to other digital technologies or concepts, such as: Internet of Things or IoT  
120 (Kirstein and Ruiz-Zafra, 2018) in the Level 2, GIS or Geographic Information System  
121 (Bansal, 2011), and Virtual Reality (Xie et al., 2011). As indicated by Yalcinkaya and Singh  
122 (2015) and Oraee et al. (2017), a successful BIM implementation should involve both  
123 technical aspects and managerial part. For example, BIM-based platform could potentially  
124 enhance the performance of project adopting the integrated project delivery (IPD) system  
125 (Ma and Ma, 2017). BIM integrated with IPD could also enhance the project collaborative  
126 management and reduce wastes of resources (Mei et al., 2017).

### 127 **3. Methodology**

128 This study adopts a holistic approach to investigate existing BIM literature related to  
129 CEM activities. The four-step workflow of literature reviewed in this study is illustrated in  
130 Fig.1 and discussed below:

131 <Insert Fig.1 here>

#### 132 *Step 1: Defining the scope of bibliometric research*

133 The aim of the first step was to define the scope of the literature review. BIM is an  
134 interdisciplinary digital tool that has been studied in various AEC areas, such as: project  
135 management (Cao et al., 2018), construction automation (Mangal and Cheng, 2018), building  
136 performance analysis (Pinheiro et al., 2018), structural analysis (Ramaji and Memari, 2018),  
137 facility management (Rodrigues et al., 2018), as well as BIM integrated with other emerging  
138 technologies such as laser scanning (Santos et al., 2017). This study was about BIM-based  
139 research that focused on CEM activities, tasks, processes, issues, or human factors such as  
140 construction planning and constructability evaluation (Nascimento et al., 2017). The field of  
141 CEM covers topics related to construction scheduling, cost estimate, construction simulation,  
142 health and safety, site logistics, constructability review, and project delivery method (Tan,  
143 1997; Abudayyeh et al., 2000; Sacks and Pikas, 2013). Construction, as one of the main  
144 stages within a project life cycle, is closely related to its preceding stages (e.g., design) and  
145 follow-up phases (e.g., operation). It is not uncommon to find studies focusing on integrated  
146 design and construction (e.g., Badi and Diamantidou, 2017; Kapogiannis and Sherratt, 2018;  
147 Said and Reginato, 2018) using fast-track project delivery approach such as Design-Build  
148 (DB) (Bogus et al., 2013). Modern procurement options could integrate construction  
149 activities, tasks and processes, or issues, or professionals (e.g., contractors) with those beyond  
150 the construction phase (e.g., Park et al., 2017). The scope of the study includes pre-  
151 construction, construction and post-construction phases but with a particular reference to

152 construction stage activities, processes, issues and human factors. It excluded topics which  
153 did not focus on CEM, such as design coordination, business feasibility, and facility  
154 management.

### 155 *Step 2: Bibliometric search*

156 The bibliometric search of publications of BIM applied in CEM was performed in  
157 *Scopus*, one of the main search engines for academic research outputs. *Scopus* covers more  
158 journals and more recent publications than other sources such as *Web of Science*  
159 (AghaeiChadegani et al., 2013). Keywords were input in *Scopus* using the **TITLE-ABS-**  
160 **KEY** as follows: (BIM OR "building information modeling" OR "building information  
161 modelling") AND ("construction management" OR "construction projects" OR "construction  
162 engineering").

163 Following the keyword input, the publication source was limited to journals, and the  
164 language of publication was English. Conference papers were excluded in the literature  
165 sample as they did not provide as much information as journal articles did (Butler and Visser,  
166 2006). After the initial selection of journal articles, two more steps, science mapping and  
167 trend analysis, were performed to screen out articles that did not focus on BIM or CEM fields.

### 168 *Step 3: Science mapping*

169 Science mapping could form part of the scientometric analysis approach (Xu et al, 2018).  
170 It evaluates research policies and processes large bibliometric data (Tijssen and Van Raan,  
171 1994). It also displays the dynamic and structural aspects of a research domain as described  
172 by Cobo et al. (2011). Specifically, science mapping illustrates the relationships among  
173 disciplines, fields, and individual publications in a spatial approach (Small, 1999).In this  
174 study, *VOSViewer*, the science mapping tool developed by Van Eck and Waltman (2010),  
175 was adopted for the science mapping purpose. Other science mapping tools such as *CiteSpace*  
176 (Chen, 2016) and *Gephi* (Bastian et al., 2009) could also be used in the literature review.

177 Compared to these tools, *VOSViewer* has been established by Van Eck and Waltman (2014) to  
178 be more suitable for visualizing larger networks and it has its special text-mining features. It  
179 provides distance-based visualizations of bibliometric networks, and distance between two  
180 visualized nodes indicates their inter-relatedness (Van Eck and Waltman, 2014). Adopting  
181 *VOSViewer* in scientometric analysis can be found in other review-based studies in  
182 construction project management fields, such as managerial studies of BIM (Oraee et al.,  
183 2017), public-private-partnership (Song et al., 2016), and off-site construction (Hosseini et al.  
184 2018). In this study, *VOSViewer* was used to perform the following sub-steps: 1) transporting  
185 the finalized literature sample from *Scopus*; 2) visualizing, computing, and analysing the  
186 influence of journals and articles in the BIM-based CEM research; and 3) analysing the  
187 mainstream keywords and their inter-relatedness.

#### 188 *Step 4: Trend analysis*

189 Trend analysis was the last step following the scientometric study. Generally, review-  
190 based studies would propose framework or suggest directions for scholars in this domain, for  
191 example, the domain of construction and demolition waste management (Yuan and Shen  
192 2011), and public-private-partnership (Ke et al., 2009). Using the same approach for this  
193 study, the potential research directions and emerging topics for near-future research work  
194 were proposed in BIM-based research in CEM.

#### 195 **4. Results of Scientometric Analysis**

196 By inputting these pre-defined keywords in *Scopus*, originally 1003 publications were  
197 found. By limiting the type of documents to journal articles and excluding conference  
198 proceedings, 352 articles were shortlisted. As seen in Fig.1, further screenings of the  
199 shortlisted 352 articles were performed in order to narrow down articles within the scope of  
200 BIM-based research or practice in CEM-related activities, tasks and processes, or issue, or  
201 human factors. For example, studies such as Lopez and Love (2012) that include BIM in the



202 abstract but did not focus on BIM application were removed. Other studies such as those of  
203 Penttilä (2006) and Rekola et al. (2010) that focused on the ICT (i.e., Information and  
204 Communication Technology) in architectural design, design management, design  
205 coordination, were also excluded in the literature sample because they did not have any  
206 particular reference to the construction stage. Studies like Eastman et al. (2010) and Steel et  
207 al. (2012) were also removed as they focused on the development of standards for  
208 information management without specific focus on CEM. Articles such as Kubicki et al.  
209 (2009) and Neff et al. (2010) that have integrated AEC practices were included. Others such  
210 as Wong et al. (2011), where BIM was studied in its application in CEM, building technology  
211 and quantity surveying were also included. Interdisciplinary studies such as Boton, et al.  
212 (2013) and Karan and Irizarry (2015) that involves CEM focusing on BIM in pre-  
213 construction or design stages, particularly those with contractors or construction personnel  
214 involved, were all included. At the end, a total of 276 articles remained for the later  
215 scientometric analysis.

#### 216 ***4.1.An overview of the literature sample***

217 The whole literature sample is divided according to the year of publication. Fig.2  
218 displays the number of yearly publications.

219 <Insert Fig.2 here>

220 The first Scopus-indexed journal article adopting BIM in CEM research was found in  
221 2008. Only two journal articles were published in 2008 from the literature sample, but since  
222 then more publications were found especially after 2011, when more than 10 articles were  
223 found yearly. A significant increase of BIM-based research in CEM can be found after 2015.  
224 Since then more than 40 articles can be found annually. This may suggest that the trend of  
225 increased research outputs in this domain can be expected in the follow-up years.

#### 226 ***4.2.Science mapping of journal sources***

227 Journal sources that publish BIM-based research in CEM were identified through  
228 scientometric analysis. Setting the minimum number of documents and minimum citation  
229 number of a journal to be 3 and 20 respectively, a total of 16 out of 90 journals met the  
230 threshold. Fig.3 displays the nodes of these journals and their inter-relations using connection  
231 lines.

232 <Insert Fig.3 here>

233 According to the node and font sizes displayed in Fig.3, *Automation in Construction*, and  
234 *Journal of Construction Engineering and Management* were among the most influential  
235 journals that had been contributing to the research community of BIM application in CEM.  
236 The connection lines and clusters in Fig.3 indicate the mutual citations among these journals.  
237 The mutual citation shows the interrelatedness between a pair of journals, indicating the  
238 likelihood for one journal to disseminate research outputs in BIM-based CEM studies based  
239 on the relevant findings from the other journal. For example, *Automation in Construction*  
240 (*AiC*) is strongly connected to *International Journal of Project Management (IJPM)*, and  
241 *Journal of Civil Engineering and Management (JCEM)*. More quantitative measurements of  
242 these journals' contributions are provided in Table 1.

243 <Insert Table 1 here>

244 Five major measurement indicators are listed in Table 1, namely total link strength,  
245 number of published articles, total citation number, the average citation per publication, and  
246 the average normalized citation. The relationship between each pair of the indicators is  
247 presented in Table 2 based on the Pearson correlation analysis with 5% level of significance.  
248 It is seen that the former three measurements are generally highly correlated to each other  
249 with correlation coefficients over 0.900 and corresponding  $p$  values equal to 0.000. *AiC*,  
250 *JCEM*, and *IJPM* are the top three journals in terms of their quantity of publications, total  
251 citations, and total link strength. However, the average normalized citation, which measures  
252

253 the research significance or influence of a given journal, are found not significantly related to  
254 its total publications or citations. For example, these journals could be considered with higher  
255 impacts compared to others listed in Table 1: *IJPM* and *Safety Science*, based on that fact  
256 they have higher average normalized citations.

### 257 ***4.3.Co-occurrence of keywords***

258 Keywords are considered one major means of clear and concise descriptions of research  
259 contents (Su and Lee, 2010; He et al., 2017). A network of keywords depicts the knowledge  
260 among their relationships and intellectual organization of research topics (Van Eck and  
261 Waltman, 2014). Following the suggestions of Oraee et al. (2017) and Hosseini et al. (2018),  
262 “Author Keywords” and “Fractional Counting” were adopted in *VOSViewer* for keyword  
263 filtering. These keywords came from the literature sample that is shown in Fig.1. Setting the  
264 minimum occurrence of keywords at 3, initially 68 keywords met the threshold. These  
265 initially filtered keywords needed further refinement. General keywords such as “BIM”,  
266 “construction management”, and “construction projects” were removed. Other keywords such  
267 as “IFC” and “Industry Foundation Class” which had the same semantic meanings, were  
268 combined into one. By rerunning the keyword analysis, a total of 35 keywords were selected  
269 as shown in Fig.4 and Table 3.

270 <Insert Fig.4 here>

271  
272 These frequently studied keywords with strong connections to others can be identified  
273 according to node sizes, distance among nodes, and connection lines among keywords as  
274 shown in Fig.4. They include collaboration, visualization, interoperability, lean, planning and  
275 design, and education/pedagogy. Various colors in Fig.4 represent different clusters, meaning  
276 that keywords within the same cluster are more closely linked to each other. As shown in

277 Fig.4, there are 6 main categories (colour clusters) within BIM-based CEM research and  
278 these can be defined as follows:

- 279 • *Education/pedagogy*, although with longer distance with other clusters in Fig.4, is one of  
280 the key research areas in CEM. Multiple studies (e.g., Lee et al., 2013; Pikaset al., 2013;  
281 Hallowell et al., 2014; Solnosky et al., 2014; Ghosh et al., 2015; Bozoglu, 2016) have  
282 focused on the curriculum update and teaching effectiveness of BIM in CEM education.  
283 AEC students and college graduates are the future employees of the industry (Zou et al.,  
284 2018). The institutional education plays a key role in BIM transition (Solnosky and Parfitt,  
285 2015; Jävājā and Salin, 2016). Educators (e.g., Gerber et al., 2013; Sacks and Pikas, 2013)  
286 have suggested the importance of updating BIM education to meet the industry  
287 requirements. Multiple studies (e.g., Solnosky et al., 2014; Wu et al., 2015; Lucas, 2017)  
288 have proposed the strategies to bridge the gaps between institutional education and  
289 industry requirements, such as interdisciplinary teaching adopting project-based learning  
290 approach (Jin et al., 2018a);
- 291 • *Collaboration, cloud computing, and interoperability* happened to be in the same cluster,  
292 inferring their close internal relationships. Collaboration has been identified as the key for  
293 successful BIM implementation from multiple previous studies (e.g., Eadie et al., 2013;  
294 Hadzamanet al., 2016; Jin et al., 2017a; Jin et al. 2017b). Cloud computing has been  
295 recently adopted as a digital technology integrated with BIM in enhancing the efficiency  
296 of construction delivery and reducing human errors. For example, Chen et al.  
297 (2018) incorporated cloud computing and BIM to enable the real-time collection,  
298 communication, and visualisation of information across the processes of production,  
299 transportation, and on-site assembly for prefabricated construction;
- 300 • *Planning and design* can be highly integrated with the construction phase through BIM  
301 adoption, especially in IPD. Keywords including *communication, optimization, algorithm,*

302 *and constructability* were found highly connected to planning and design, indicating that  
303 BIM had large potential in assisting project planning, optimize construction activities, as  
304 well as enhancing the communication among project participants (Faghihiet al., 2016;  
305 Jian, 2017);

- 306 • Keywords including *visualization, construction safety, scheduling, 4D, and construction*  
307 *planning* were found strongly connected to each other within the same cluster. The term  
308 4D in BIM generally refers to adding the time or scheduling into 3D (Zhou et al. 2015;  
309 Park et al., 2018). Through visualization, BIM could be adopted as a more effective tool  
310 in safety training to site employees. BIM was further believed to reduce site accidents  
311 (Sadeghi et al., 2016). The 4D augmented-reality could be further adopted for integrated  
312 visualization of as-built and as-planned models in construction monitoring (Golparvar-  
313 Fardet al. 2011);
- 314 • The cluster consisting of *IFC, cost estimate, database, and ontology* shows the research  
315 movement of data storage, sharing, and application when implementing BIM in  
316 construction practice. The data inconsistency or the interoperability problem (Parket al.  
317 2017) continues to be studied when applying BIM in certain construction tasks (e.g., cost  
318 estimate or bills of quantities). The semantic interoperability and ontology have been the  
319 more recently studied topics in BIM (Parket al. 2017). The importance of data  
320 consistency to enable multi-party collaboration in BIM-driven projects was addressed by  
321 Niknam and Karshenas(2015) in the cost estimate and quantity take-off;
- 322 • *Lean and sustainability* form part of BIM-related studies in CEM. Lean principle has  
323 been studied in its effectiveness to enable BIM adoption (Mahalingam et al., 2015).  
324 Although lean construction and BIM are different initiatives, there is a synergy between  
325 them to improve construction processes (Sacks et al. 2010). Case studies have been  
326 adopted in multiple studies (e.g., Wen, 2014; Mahalingam et al., 2015) to combine BIM

327 and lean practice during design and construction. Multiple studies (e.g., Harper and  
328 Hazleton, 2014; Lee and Kim, 2017; Marzouk et al., 2017) addressed the role of BIM in  
329 improving construction sustainability.

330 More quantitative measurements of keywords are summarized in Table 3.

331 <Insert Table 3 here>

332  
333 Consistent to the science mapping in Fig.4, most frequently studied keywords in BIM-  
334 based CEM include education/pedagogy, lean, planning and design, as well as collaboration.  
335 The Pearson correlation analysis is provided in Table 4 to evaluate the relationships between  
336 each pair of these four major indicators (i.e., total link strength, occurrence, average citation,  
337 and average normalized citation). It can be seen that average citation and average normalized  
338 citation, which measure the influence of a keyword in the BIM application in CEM, are  
339 independent of their frequencies of being studied. These two citation-based measurements are  
340 found not significantly correlated to each other, with a  $p$  value at 0.279. Keywords receiving  
341 the highest average citations, however, differ from these which have highest  
342 occurrences. CAD (i.e., Computer-Aided-Design) had significantly higher average citation  
343 compared to other keywords. The transition from traditional 2D CAD to BIM had raised a  
344 wide concern in the AEC industry. Cultural resistance to a new digital technology and new  
345 management mode could become a barrier in promoting BIM (Denzer and Hedges, 2008;  
346 Dawood and Iqbal, 2010). Other keywords receiving high average citations include 3D,  
347 communication, and lean. The reason that these keywords had higher average citations could  
348 be partly due to that they had been studied in earlier years according to their average years of  
349 publication shown in Table 3. Some more recent emerging keywords, although currently with  
350 lower average citation, may be studied more in the future, for example, cloud computing,  
351 algorithm (e.g., generic algorithm), IOT (i.e., Internet of Things), and integration. Cloud  
352 computing, with the average normalized citation of 3.9 which is significantly higher than that

353 of any other keywords listed in Table 3, could be one of the emerging research topics to be  
354 integrated with BIM for CEM activities. Other topics especially IOT, database,  
355 interoperability, and construction safety are also gaining the momentum in BIM-related CEM  
356 research.

357

#### 358 ***4.4.Citation of articles***

359 Journal articles with the highest citations were identified in *VOSViewer*. Setting the  
360 minimum number of citation set at 50, a total of 15 articles met the threshold. Table 5 lists  
361 details of the selected articles.

362 <Insert Table 5 here>

363 Based on a Personal correlation coefficient of 0.452 and the corresponding  $p$  value at  
364 0.091 between the total citation and normalized citation, it is indicated that these two citation-  
365 based measurements for articles are not significantly related to each other. In another word,  
366 an article which has gained the highest citation number might not be the same one that has  
367 received the highest average citation. Therefore, a more comprehensive evaluation of an  
368 article's influence in the academic field is necessary.

369

370 The study of Bryde et al. (2013) received the highest citation as well as the average  
371 normalized citation, indicating its high influence in the academic field of BIM for CEM. The  
372 study of Sacks et al. (2010) focusing on lean in BIM received the second highest total citation  
373 number. However, the study of Lee et al. (2014) integrating ontology in BIM received second  
374 highest average normalized citation. Consistent with Table 3, ontology is one of the  
375 keywords with high influence. It can be found from Table 5 that most influential studies  
376 generally involve these topics suggested by Table 3 and Fig.4, including lean construction,  
377 ontology, integration and collaboration among project team members, BIM integration with

378 other digital technologies (e.g., GIS or Geographic Information System), as well as  
379 interoperability issues in BIM practice involving IFC standard.

## 380 **5. In-depth Discussions**

381 BIM encourages the interdisciplinary collaboration among project team members  
382 through visualization and information sharing. IPD, as an innovative project delivery method  
383 to the conventional design-bid-build (DBB) approach, seeks to improve project performance  
384 through a more collaborative approach of early involvement of all parties, and a multiparty  
385 agreement of sharing benefits and risks (Kent and Becerik-Gerber, 2010). Inherently, IPD or  
386 other project delivery methods permitting fast-track could be more integrated with BIM to  
387 enhance its effect across the project life cycle. Fig.5 illustrates the inter-relationship between  
388 BIM and multiple project stages with corresponding AEC practitioners. The review scope of  
389 this study was set limited to CEM. There were two main types of articles selected from the  
390 literature sample: 1) BIM implementation in the construction stage or where contractors were  
391 involved (e.g., pre-construction review) (e.g., Choi et al., 2014; Ghosh et al., 2015); and 2)  
392 BIM application in integrated design and construction (e.g., Cao et al., 2015; Merschbrock  
393 and Munkvold, 2015). The former type of articles covered multiple CEM related activities, or  
394 issues, such as cost estimate (Niknam and Karshenas, 2015) and safety management (Zhanget  
395 al., 2015). The latter type of articles emphasized the collaboration among multiple project  
396 parties in BIM environment, especially the integrated design and construction.

397 <Insert Fig.5 here>

398 Fig.5 highlights the differences between traditional project delivery method (e.g., DBB)  
399 and fast-track in terms of their interactions with BIM. It also shows that BIM serves as a tool  
400 that facilitates multi-disciplinary collaboration and supports dynamic construction processes.  
401 Due to the fragmented practice of the construction industry (Arashpouret al. 2018), so far  
402 more BIM-related practice and studies have been conducted in the design or pre-construction



403 stage than in CEM and facility management. The research of applying BIM in CEM remains  
404 a relatively new theme with the first two *Scopus*-indexed journal articles published in 2008.  
405 But since then this research domain has gained a significant increase, from below 10 journal  
406 articles published yearly before 2010, slightly more than 10 after 2011, to over 40 articles  
407 published annually after 2015. The increasing trend of BIM-based research in CEM can be  
408 expected in the follow-up years. BIM is envisioned to play an important role to integrate  
409 design, construction and facility management stages through coordinated changes in the  
410 project life cycle (Pilehchian et al., 2015). Based on these existing BIM-based studies that  
411 focus on the construction stage or integrated design and construction, a few specific  
412 directions for the near-future research are proposed in terms of project delivery system,  
413 technological integration, non-traditional construction technique, and continued BIM  
414 pedagogy in CEM.

### 415 ***5.1.Fast-track project delivery and BIM***

416 There have been so far limited number of studies focusing on how project delivery  
417 methods would impact BIM adoption in construction projects. Fig.6lists fast-track as one of  
418 the non-traditional project delivery approach compared to the conventional DBB. Konchar  
419 and Sanvido (1998) conducted the performance comparison for projects adopting DBB, DB,  
420 and construction management at risk (CMAR). The study of Konchar and Sanvido (1998) can  
421 be extended comparing the performance of BIM and non-BIM construction projects  
422 implementing different delivery methods. Existing studies (e.g., Jones, 2014; Ma et al., 2018)  
423 on developing BIM-based collaborative platform for IPD are still limited to developing a  
424 prototype or framework, lacking the applications or validations in the real-world scenario.  
425 Empirical studies of applying BIM in IPD and case studies can be more performed to analyse  
426 how IPD and BIM could benefit each other for improved project performance through shared  
427 information, project objectives, and higher work efficiency.

## 428 *5.2.Integration of digital technologies and methods in construction*

429 BIM has been tried in its integration with other digital construction technologies, such as  
430 Virtual Reality (Xie et al. 2011). Fang et al. (2016) adopted BIM and cloud-enabled radio-  
431 frequency identification (RFID) in construction site tests and showed that BIM and cloud-  
432 enabled RFID has a promising potential in practical applications such as site security control,  
433 safety management, asset management, and productivity monitoring. The study of Fang et al.  
434 (2016) served as an example of integrating the passive localization system in RFID, the  
435 visualization system in BIM, and the cloud computing system. RFID integration with BIM  
436 can be found in multiple other studies (e.g., Ikonen et al., 2013 ;Costin et al. 2015) to enhance  
437 the security, safety, quality control, worker logistics, and maintain local ordinances of  
438 construction projects. Other technologies, such as GIS, have displayed their potential to work  
439 with BIM in construction projects. The integration of BIM and geospatial analyses can  
440 enhance managing the planning process during the design and pre-construction stages (Karan  
441 and Irizarry, 2015). A few studies (e.g., Bansal 2011a; Bansal 2011b; Elbeltagi and Dawood  
442 2011; Karan and Irizarry, 2015) worked on integrating GIS and BIM to enhance site  
443 collaboration and construction information sharing through the visualization and modelling  
444 functions of BIM and the spatial planning feature in GIS. GIS can use the details of building  
445 components provided by BIM in preconstruction planning, and BIM can then visualize the  
446 GIS analyses outcomes in a virtual world (Irizarry and Karan, 2012). A main challenge of  
447 promoting the application of multiple BIM tools and their integration with other digital  
448 technologies (e.g., GIS and RFID) is the lack of interoperability (Gökçe et al., 2013; Ciribini  
449 et al., 2016; Petriet al., 2017), involving issues related to data storage, sharing, semantics, and  
450 ontology (Lee et al. 2014; Nepal and Staub-French, 2016; Hamledari et al., 2018). For  
451 example, Karan and Irizarry (2015) identified one of the main interoperability gaps between  
452 BIM and GIS in the semantic level, which required more future work to develop the

453 interoperable framework as well as the IFC-compatible standard. The lack of automated  
454 information transformation within BIM to support construction site visualization and decision  
455 making was also reported in more recent research such as Li and Lu (2018), who  
456 recommended the future integration of 4D BIM to enable the automated generation of site  
457 animation. The interoperability-focused research in BIM implementation is an ongoing  
458 mainstream research theme.

### 459 ***5.3. Integration of innovative construction techniques and BIM***

460 According to the prior scientometric analysis of research keywords as shown in Table 3,  
461 lean and sustainability are frequently studied topics in BIM for CEM. Lean, sustainability,  
462 and BIM are inherently inter-connected concepts to be more integrated (Eastman et al., 2011).  
463 For example, there is a need to develop a technological BIM information system for lean  
464 management in construction (Guerriero et al., 2017), and also the need to map lean principles  
465 into BIM (Zhang et al., 2018b). Deeper exploration to integrate BIM, lean, and green  
466 paradigm utilizing practical evidences is recommended by Saieg et al. (2018), who further  
467 suggested developing a sustainability indicator system by using the automatic extraction of  
468 model data starting from early project stages.

469 So far BIM has been more widely applied in conventional construction, and has not been  
470 fully utilized to assist off-site construction (Abanda et al., 2017). The integration of BIM has  
471 not been achieved from the practical aspect (Goulding et al., 2015). Off-site construction  
472 provides an alternative approach by shifting the building construction process away from  
473 sites to a controllable factory environment (Jiang et al., 2018). Off-site construction, through  
474 a cleaner construction method (Mao et al., 2016; Hwang et al., 2018), provides a sustainable  
475 and integrated platform. BIM is inherently connected to off-site construction (Babič et al.,  
476 2010; Abanda et al., 2017; Mann, 2017). For example, Zhong et al. (2017) introduced a multi-  
477 dimensional BIM platform involving RFID to achieve the real-time visibility and traceability

478 in prefabricated construction. Liet al. (2016) adopted the BIM-centered strategy to facilitate  
479 stakeholder communication aiming to mitigate schedule risks in off-site construction projects.  
480 Nevertheless, the internal relationship between BIM and off-site construction have still not  
481 been sufficiently studied (Hosseini et al. 2018) as expected. However, applying BIM in the  
482 project delivery process of off-site construction is becoming critical to improve the  
483 productivity of the construction industry (Abanda et al., 2017; Jin et al., 2018b), for  
484 example, the implementation of BIM Level 2 for off-site construction project delivery  
485 described by Nicola Scammell (2018) to assist just-in-time deliveries.

#### 486 ***5.4. BIM pedagogy in CEM curriculum***

487 It is seen in Table 3 that pedagogy and education is the mostly widely studied topic in  
488 BIM for CEM. This is consistent with previous BIM-based studies in CEM (e.g., Kim, 2012;  
489 Lee et al., 2013; Ghosh et al., 2015; Zhang et al., 2016). The concern of lack of sufficient  
490 BIM education has been raised on addressing the gap between academia and industry. A  
491 growing number of AEC programs have begun to incorporate BIM contents in their  
492 curriculum (Bozoglu 2016). Recent pedagogical studies such as Zhang et al. (2018a) adopted  
493 project-based teamwork stressing the project delivery process in BIM education.  
494 Interdisciplinary BIM pedagogy (e.g., Solnosky et al., 2014; Jin et al., 2018a) is becoming a  
495 commonly adopted teaching strategy to encourage students' cross-disciplinary teamwork.  
496 More pedagogical studies could continue the interdisciplinary education motivating students  
497 from different AEC subjects to work in a project-based or problem-based approach (Jin et al.,  
498 2016). Existing BIM pedagogical studies (e.g., Tang et al., 2015; Zhao et al., 2015) have  
499 more focused on students' perceptions or feedback right after the learning cycle. The effect of  
500 certain teaching and learning strategy in students' longer-term career development can be  
501 traced as suggested by Li et al. (2018a). According to the BIM learning and practice  
502 framework proposed by Zou et al. (2018), several human factors in BIM practice, such as

503 perceptions, understanding, expectations, and behaviours, could be further investigated and  
504 compared between college graduates and AEC professionals. As suggested by Zou et al.  
505 (2018), students could gain certain consistent perceptions towards BIM implementation in the  
506 construction industry as industry professionals do. However, limited studies have been  
507 performed investigating the learning and practical cycle of BIM learners and practitioners,  
508 specifically, how gaining practical experience would affect individuals' perceptions of BIM,  
509 and how the multiple factors (e.g., local BIM culture and climate) would affect BIM learners'  
510 perceptions.

## 511 **6. Recommended research directions of applying BIM in CEM**

512 Based on the scientometric analysis and the qualitative analysis of current mainstream  
513 topics within BIM-based CEM research, a framework is proposed in Fig.6 to link the current  
514 research problems to recommended future directions.

515 <Insert Fig.6 here>

516 According to Fig.6, the limitations of existing studies could be categorized into five  
517 major themes within the BIM-based CEM research leading to corresponding future research  
518 directions, specifically:

- 519 • Collaboration-based BIM, either managerial (Jin et al., 2017a) or technological  
520 (Hamledari et al., 2018) can be further developed. According to Post (2018), although  
521 IPD is supposed to enable multi-party collaboration and sharing of risks without fear of  
522 lawsuits, in reality it is still far from enhancing collaboration. Therefore, differences of  
523 the benefits and barriers of applying BIM between fast-track projects and traditional DBB  
524 projects can be further explored. The information workflow and interoperability to  
525 integrate design and construction can be better developed, such as developing the BIM-  
526 based system in construction waste reduction (Won and Cheng, 2017);

- 527 • BIM can be linked to other existing digital technologies (e.g., GIS and RFID) in being  
528 applied in construction field work, such as BIM-based virtual reality for monitoring the  
529 construction process of off-site construction (Li et al., 2018b). **Technical issues such as**  
530 **interoperability between different BIM tools and among these digital technologies remain**  
531 **to be addressed;**
- 532 • BIM has been identified with inherent connection to off-site construction according to  
533 both academic studies (e.g., Abanda et al., 2017) and practical report (e.g., Gowan, 2018).  
534 However, more empirical studies are needed to showcase or demonstrate the impacts of  
535 BIM on off-site construction projects (Abanda et al., 2017);
- 536 • Current research has not sufficiently addressed the inherent connections among BIM, off-  
537 site construction, and lean construction (Hosseini et al., 2018). There is a need to connect  
538 BIM to lean principles as recommended by Saieg et al. (2018) and Zhang et al. (2018b),  
539 and to further utilize BIM to support decision making in integrated design and  
540 construction (Saieg et al., 2018);
- 541 • BIM pedagogy-based research can be shared among the academic community to keep the  
542 BIM education updated. More alternative pedagogical practices (e.g., Jin et al., 2018a)  
543 can be explored to bridge the gap between institutional education and industry needs. **It is**  
544 **also suggested to investigate the effects internal and external factors (e.g., practical**  
545 **experience and local BIM culture) on individuals' perceptions of BIM.**

## 546 **7. Conclusion**

547 This study adopted a holistic review approach to evaluate BIM-based research in  
548 construction engineering and management (CEM). It aimed to fill the gap of previous BIM-  
549 review-based studies by focusing on CEM-related technological or managerial aspects, such  
550 as cost estimate, constructability review, and integrated design and construction. Following

551 the defined scope of literature review, a bibliometric search of journal articles, scientometric  
552 analysis, and qualitative discussion were performed to deliver the comprehensive review.

553 Since 2008, research outputs had been gaining a significant increase in adopting BIM for  
554 CEM. The continued growth of BIM-based research in CEM topics can be expected in the  
555 follow-up years. Journals that have more significantly contributed to the dissemination of  
556 relevant research findings included *Automation in Construction*, and *Journal of Construction*  
557 *Engineering and Management*.

558 There has been much emphasis in the pedagogy-based research in addressing the  
559 importance of college education in BIM transition, especially the benefits of implementing  
560 interdisciplinary BIM education. It is expected that more pedagogical studies in BIM for  
561 CEM will be published in the future. Other popular and influential research topics included  
562 lean construction, 4D BIM, interoperability, ontology, planning and design adopting BIM for  
563 CEM (e.g., safety). These keywords have been gaining the momentum in being integrated  
564 with BIM in CEM research, including cloud computing, database, Internet of Things, and  
565 construction safety.

566 Following the scientometric analysis, the qualitative analysis summarized several  
567 mainstream research topics, including but not limited to BIM applied in fast-track project  
568 delivery methods, BIM integrated with other digital technologies (e.g., GIS), BIM impacts on  
569 off-site construction, and innovative BIM pedagogy. A further framework was finally  
570 proposed by linking these existing research topics to future research directions. For example,  
571 there could be a comparison of BIM benefits and barriers between fast-tracking and  
572 traditional Design-Bid-Build project delivery methods. More specifically, these directions  
573 could be summarized as:

- 574 • The mutual impact between BIM and integrated project delivery system, as compared to  
575 how BIM works in the traditional design-bid-build project;

- 576 • Integration of BIM with other digital technologies, such as RFID and GIS;
- 577 • The interoperability issue involving data sharing, semantics, and ontology;
- 578 • BIM, as an interdisciplinary tool, has more potential to be integrated with alternative  
579 digital technologies, project delivery methods, and innovative construction techniques  
580 (e.g., off-site construction). More studies are needed to expand the current research  
581 progress of BIM applied in off-site construction, through more cases, empirical data, and  
582 qualitative analysis;
- 583 • Development of prototypes with more case studies addressing the role of BIM in  
584 enhancing lean construction and sustainable practice;
- 585 • Continued BIM pedagogical studies to address the gap between CEM education and  
586 industry practice, through more innovative teaching strategies such as interdisciplinary  
587 project-based teamwork.

588 This review work offers the implications for both academics and practitioners in the  
589 CEM fields in terms that: (1) the understanding of the latest research topics (e.g.,  
590 collaborative BIM, interoperability, etc.) provides the insights for practitioners regarding  
591 what are key issues in implementing BIM in the construction industry; (2) the current study  
592 focuses existing BIM-based work in CEM and foresees that BIM adoption in being extended  
593 from pre-construction to construction stages; (3) the summaries and recommended directions  
594 for future study address the joint needs for both academic research and industry practice such  
595 as BIM integrated with off-site construction; and (4) this study provides the hints on why  
596 BIM-based research is critical for improving the construction performance (e.g.,  
597 sustainability) and how BIM can be effectively adopted to improve the construction  
598 productivity. Specifically, BIM, due to its collaborative nature, could be utilized to more  
599 efficiently handle the fragmented construction activities. The application of BIM, as the  
600 digital platform to improve the construction project delivery efficiency does not only ask



601 technical advancement (e.g., enhanced interoperability between different software platforms),  
602 but also the integrated project delivery approach. Finally, the governmental authority,  
603 academics, and industry practitioners should develop a consistent view on the movement,  
604 needs, limitations, and actions to promote the transformation of the construction industry  
605 towards higher efficiency assisted by digital technologies and connected multi-stakeholder  
606 platform.

607 The literature sample adopted in this review-based study linking BIM into CEM was  
608 limited to journal articles emphasizing academic research, without sufficiently addressing the  
609 practical concerns from the industry perspective. It remains unclear of the similarities and  
610 differences between academia and industry in perceiving the movement of BIM in being  
611 applied in construction field work. As a recommendation for further study, it would be  
612 interesting to establish the degree of comparative significance between the six proposed  
613 directions for future scholarly work in the perspectives of both academics and practitioners.  
614 The perceptions between academics and industry practitioners towards these identified  
615 research gaps and directions can be further compared. It would also be necessary to provide  
616 further details or breakdown of each of the six proposed directions in order to define key  
617 components for focused in-depth scholarly activity for greater efficiency.

## 618 **References**

- 619 Abanda, F. H., Tah, J. H. M., and Cheung, F. K. T. (2017). "BIM in off-site manufacturing for  
620 buildings." *J. Build. Eng.* 14, 89-102.
- 621 Abudayyeh, O., Russell, J., Johnston, D., and Rowings, J. (2000). "Construction engineering  
622 and management undergraduate education." *J. Constr. Eng. Manage.* 126(3), 169-175.
- 623 Aghaei Chadegani, A., Salehi, H., Yunus, M.M., Farhadi, H., Fooladi, M., Farhadi, M., and  
624 Ale Ebrahim, N. (2013). "A comparison between two main academic literature  
625 collections: Web of science and scopus databases." *Asian Social Science*, 9(5), 18-26.
- 626 Alazmeh, N., Underwood, J., and Coates, P. (2018). "Implementing a bim collaborative  
627 workflow in the UK construction market." *International Journal of Sustainable  
628 Development and Planning*, 13(1), 24-35. DOI: 10.2495/SDP-V13-N1-24-35.
- 629 Arashpour, M., Wakefield, R., Abbasi, B., Arashpour, M., and Hosseini, R. (2018). "Optimal  
630 process integration architectures in off-site construction: Theorizing the use of multi-  
631 skilled resources." *Architectural Engineering and Design Management*, 14(1-2), 46-59.

632 Arayici, Y., Fernando, T., Munoz, V., and Bassanino, M. (2018). "Interoperability  
633 specification development for integrated BIM use in performance based design." *Autom.*  
634 *Constr.*, 85, 167-181. DOI: 10.1016/j.autcon.2017.10.018.

635 Babič, N.Č., Podbreznik, P., and Rebolj, D. 2010. "Integrating resource production and  
636 construction using BIM." *Autom. Constr.* 19 (5), 539-543.

637 Badi, S., and Diamantidou, D. (2017). "A social network perspective of building information  
638 modelling in Greek construction projects." *Architectural Engineering and Design*  
639 *Management*, 13(6), 406-422.

640 Bansal, V. K. (2011). "Application of geographic information systems in construction safety  
641 planning." *Int. J. Proj. Manage.*, 29(1), 66-77.

642 Bansal, V. K. (2011). "Use of GIS and topology in the identification and resolution of space  
643 conflicts." *J. Comp. Civil Eng.*, 25(2), 159-171.

644 Bansal, V. K. and Pal, M. (2011). "Construction projects scheduling using GIS tools." *Int. J.*  
645 *Constr. Manage.*, 11(1), 1-18.

646 Bastian, M., Heymann, S., and Jacomy, M. (2009). "Gephi: an open source software for  
647 exploring and manipulating networks." *International AAAI Conference on Weblogs and*  
648 *Social Media*.

649 BIM Task Group (2011), available at <<http://www.bimtaskgroup.org>>, accessed on February  
650 15th, 2018.

651 Binesmaelm, M., Li, H., and Lark, R. (2018). "Meta-Standard for Collaborative BIM  
652 Standards: An Analysis of UK BIM Level 2 Standards." *IFIP Advances in Information*  
653 *and Communication Technology*, 534, 661-668. DOI: 10.1007/978-3-319-99127-6\_57.

654 Bogus, S. M., Migliaccio, G.C., and Jin, R. (2013). "Study of the relationship between  
655 procurement duration and project performance in design-build projects: Comparison  
656 between water/wastewater and transportation sectors." *J. Manage. Eng.*, 29(4), 382-391.

657 Boton, C., Kubicki, S., and Halin, G. (2013). "Designing adapted visualization for  
658 collaborative 4D applications." *Autom. Constr.* 36, 152-167.

659 Bozoglu, J. (2016). "Collaboration and coordination learning modules for BIM education." *J.*  
660 *Inf. Technol. Constr.*, 21, 152-163.

661 Bryde, D., Broquetas, M., and Volm, J.M. (2013). "The project benefits of building  
662 information modelling (BIM)." *Int. J. Proj. Manage.*, 31(7), 971-980.

663 Butler, L., and Visser M.S. (2006). "Extending citation analysis to non-source items."  
664 *Scientometrics*, 66(2), 327-343.

665 Cao, D., Li, H., Wang, G., Luo, X., and Tan, D. (2018). "Relationship Network Structure and  
666 Organizational Competitiveness: Evidence from BIM Implementation Practices in the  
667 Construction Industry." *J. Manage. Eng.*, 34(3), 04018005.

668 Cao, D., Wang, G., Li, H., Skitmore, M., Huang, T., and Zhang, W. (2015). "Practices and  
669 effectiveness of building information modelling in construction projects in China."  
670 *Autom. Constr.* (49), 113-122.

671 Carbonari, G., Stravoravdis, S., and Gausden, C. (2018). "Improving FM task efficiency  
672 through BIM: a proposal for BIM implementation." *Journal of Corporate Real Estate*,  
673 20(1), 4-15. DOI: 10.1108/JCRE-01-2017-0001.

674 Chen, C. (2016). "CiteSpace: Visualizing Patterns and Trends in Scientific Literature."  
675 Available via <<http://cluster.cis.drexel.edu/~cchen/citespace/>>, accessed on Feb. 6th,  
676 2018.

677 Chen, K., Xu, G., Xue, F., Zhong, R.Y., Liu, D., and Lu, W. (2018). "A Physical Internet-  
678 enabled Building Information Modelling System for prefabricated construction."  
679 *International Journal of Computer Integrated Manufacturing*, 31(4-5), 349-361.

680 Choi, B., Lee, H.S., Park, M., Cho, Y.K., and Kim, H. (2014). "Framework for work-space  
681 planning using four-dimensional BIM in construction projects." *J. Constr. Eng. Manage.*,  
682 140(9), 04014041.

683 Ciribini, A. L. C., Mastrolembo Ventura, S., and Paneroni, M. (2016). "Implementation of an  
684 interoperable process to optimise design and construction phases of a residential building:  
685 A BIM Pilot Project." *Autom. Constr.* (71), 62-73.

686 Cobo, M.J., López-Herrera, A.G., Herrera-Viedma, E., and Herrera, F.(2011). "An approach  
687 for detecting, quantifying, and visualizing the evolution of a research field: A practical  
688 application to the Fuzzy Sets Theory field." *Journal of Informetrics*, 5(1), 146-166.

689 Costin, A. M., Teizer, J., and Schoner, B. (2015). "RFID and bim-enabled worker location  
690 tracking to support real-time building protocol control and data visualization." *J. Inf.*  
691 *Technol. Constr.*, 20, 495-517.

692 Davies, R. and Harty, C. (2013). "Implementing 'site BIM': A case study of ICT innovation  
693 on a large hospital project." *Autom. Constr.*, (30), 15-24.

694 Dawood, N., and Iqbal, N. (2010). "Building information modelling (BIM): a visual & whole  
695 life cycle approach." CONVR2010, Sendai, Japan, November 4–5, 2010, in: K. Makanae,  
696 N. Yabuki, K. Kashiyama (Eds.), Proceedings of the 10th International Conference on  
697 Construction Applications of Virtual Reality, CONVR2010 Organizing Committee, 7–14.

698 Denzer, A., and Hedges, K. (2008). "From CAD to BIM: educational strategies for the  
699 coming paradigm shift." AEI, available online at  
700 [http://ascelibrary.org/doi/abs/10.1061/41002\(328\)6](http://ascelibrary.org/doi/abs/10.1061/41002(328)6) (accessed on February 10<sup>th</sup>, 2016).

701 Dossick, C. S., and Neff, G. (2010). "Organizational divisions in BIM-enabled commercial  
702 construction." *J. Constr. Eng. Manage.*, 136(4), 459-467.

703 Eadie, R., Browne, M., Odeyinka, H., McKeown, C., and McNiff, S. (2013). "BIM  
704 implementation throughout the UK construction project lifecycle: an analysis." *Autom.*  
705 *Constr.* 36,145-151.

706 Eadie, R., Browne, M., Odeyinka, H., McKeown, C., and McNiff, S. (2015). "A survey of  
707 current status of and perceived changes required for BIM adoption in the UK." *Built*  
708 *Environment Project and Asset Management*, 5(1), 4-21. DOI: 10.1108/BEPAM-07-2013-  
709 0023.

710 Eastman, C. M., Jeong, Y.S., Sacks, R., and Kaner, I. (2010). "Exchange model and exchange  
711 object concepts for implementation of national BIM standards." *J. Comp. Civil Eng.*,  
712 24(1), 25-34.

713 Eastman, C., Teicholz, P., Sacks, R., Liston, K. (2011). "BIM handbook, a guide to building  
714 information modeling for owners, managers, designers, engineers, and contractors." John  
715 Wiley & Sons, Inc., Hoboken, New Jersey, pp.1-6.

716 Elbeltagi, E. and Dawood, M. (2011). "Integrated visualized time control system for  
717 repetitive construction projects." *Autom. Constr.*, 20(7), 940-953.

718 Faghihi, V., Reinschmidt, K.F., and Kang, J.H. (2016). "Objective-driven and Pareto Front  
719 analysis: Optimizing time, cost, and job-site movements." *Autom. Constr.*, 69, 79-88.

720 Fang, Y., Cho, Y.K., Zhang, S., and Perez, E. (2016). "Case Study of BIM and Cloud-  
721 Enabled Real-Time RFID Indoor Localization for Construction Management  
722 Applications." *J. Constr. Eng. Manage.* 142(7), 05016003.

723 Forgues, D., and Lejeune, A. (2015). "BIM: In search of the organisational architect." *International Journal of Project Organisation and Management*, 7(3), 270-283.

724 Gerber, D., Khashe, S., and Smith, I. (2013). "Surveying the evolution of computing in  
725 architecture, engineering, and construction education." *J. Comput. Civ. Eng.*, 29 (5),  
726 04014060.  
727

728 Ghosh, A., Parrish, K., and Chasey, A.D.(2015). "Implementing a Vertically Integrated BIM  
729 Curriculum in an Undergraduate Construction Management Program." *International*  
730 *Journal of Construction Education and Research*, 11(2), 121-139.

731 Gigante-Barrera, Á., Ruikar, D., Crunden, M., and Ruikar, K. (2017). "LOD object content  
732 specification for manufacturers within the UK using the idm standard." *Journal of*  
733 *Information Technology in Construction*, 22, 80-103.

734 Gledson, B., Hilton, D., and Rogage, K. (2016). "Benchmarking BIM levels of training and  
735 education amongst construction management practitioners." *Proceedings of the 32nd*  
736 *Annual ARCOM Conference, ARCOM 2016*, 343-352.

737 Goedert, J. D., and Meadati, P. (2008). "Integrating construction process documentation into  
738 building information modeling." *J. Constr. Eng. Manage.*, 134(7), 509-516.

739 Gökçe, K. U., Gökçe, H.U., and Katranuschkov P. (2013). "IFC-based product catalog  
740 formalization for software interoperability in the construction management domain." *J.*  
741 *Comp. Civil Eng.*, 27(1), 36-50.

742 Golparvar-Fard, M., Peña-Mora, F., and Savarese, S. (2011). "Integrated sequential as-built  
743 and as-planned representation with D 4AR tools in support of decision-making tasks in  
744 the AEC/FM industry." *J. Constr. Eng. Manage.*, 137(12), 1099-1116.

745 Goulding, J. S., Pour Rahimian, F., Arif, M., and Sharp, M.D. (2015). "New offsite  
746 production and business models in construction: priorities for the future research  
747 agenda." *Architectural Engineering and Design Management*, 11(3): 163-184.

748 Gowan, J. (2018). "BIM-shaping the future of offsite construction." Available via  
749 <<https://actavo.com/latest-news/bim-shaping-the-future-of-offsite-construction/>>,  
750 accessed on June 11<sup>th</sup>, 2018.

751 Guerriero, A., Kubicki, S., Berroir, F., and Lemaire, C. (2017). "BIM-enhanced collaborative  
752 smart technologies for LEAN construction processes." 2017 International Conference on  
753 Engineering, Technology and Innovation: Engineering, Technology and Innovation  
754 Management Beyond 2020: New Challenges, New Approaches, ICE/ITMC 2017 –  
755 Proceedings Volume 2018-January, 2 February 2018, 1023-1030.

756 Hadzaman, N. A. H., Takim, R., and Mohammad, A. H. N. M. F. (2016). "An exploratory  
757 study: Building information modelling execution plan (BEP) procedure in mega  
758 construction projects." *Malaysian Construction Research Journal*, 18(1), 29-40.

759 Hallowell, M., Tatum, C., and Rowings, J. (2014). "Findings and Path Forward: Leveraging  
760 Project and Career Success." *Practice Periodical on Structural Design and Construction*,  
761 19(1), 142-147.

762 Hamledari, H., Rezazadeh Azar, E., and McCabe, B. (2018). "IFC-Based Development of  
763 As-Built and As-Is BIMs Using Construction and Facility Inspection Data: Site-to-BIM  
764 Data Transfer Automation." *J. Comp. Civil Eng.*, 32(2), 04017075.

765 Harper, C. M., and Hazleton, R. (2014). "New engineer's knowledge for success with  
766 subcontractors and trade partners." *Practice Periodical on Structural Design and*  
767 *Construction*, 19(1), 15-19.

768 He, Q., Wang, G., Luo, L., Shi, Q., Xie, J., and Meng, X. (2017). "Mapping the managerial  
769 areas of Building Information Modeling (BIM) using scientometric analysis." *Int. J. Proj.*  
770 *Manage.*, 35(4), 670-685.

771 Hosseini, M.R., Banihashemi, S., Chileshe, N., Namzadi, M.O., Udaeja, C., Rameezdeen, R.,  
772 and McCuen, T. (2016). "BIM adoption within Australian small and medium-sized  
773 enterprises (SMEs): An innovation diffusion model." *Construction Economics and*  
774 *Building*, 16(3), 71-86. DOI: 10.5130/AJCEB.v16i3.5159.

775 Hosseini, M. R., Martek, I., Zavadskas, E.K., Aibinu, A.A., Arashpour, M., and Chileshe, N.  
776 (2018). "Critical evaluation of off-site construction research: A Scientometric analysis."  
777 *Autom. Constr.* 87, 235-247.

778 Hu, Z., and Zhang, J. (2011). "BIM- and 4D-based integrated solution of analysis and  
779 management for conflicts and structural safety problems during construction: 2.  
780 Development and site trials." *Autom. Constr.* 20(2), 155-166.

781 Hwang, B. G., Shan, M., and Looi, K. Y. (2018). "Key constraints and mitigation strategies  
782 for prefabricated prefinished volumetric construction." *J. Clean. Prod.*, 183, 183-193.

783 Ikonen, J., Knutas, A., Hämäläinen, H., Ihonen, M., Porras, J., and Kallonen, T. (2013). "Use  
784 of embedded RFID tags in concrete element supply chains." *J. Inf. Technol. Constr.*, 18,  
785 119-147.

786 Innovate UK and Infrastructure and Projects Authority (2017). "Creating a Digital Built  
787 Britain: what you need to know." Available via <[https://www.gov.uk/guidance/creating-](https://www.gov.uk/guidance/creating-a-digital-built-britain-what-you-need-to-know)  
788 [a-digital-built-britain-what-you-need-to-know](https://www.gov.uk/guidance/creating-a-digital-built-britain-what-you-need-to-know)>, accessed on 20 Aug, 2018.

789 Irizarry, J., and Karan, E.P. (2012). "Optimizing location of tower cranes on construction  
790 sites through GIS and BIM integration." *J. Inf. Technol. Constr.* 17, 351–366.

791 Jävåjä, S.S.P., and Salin, J. (2014). "BIM Education: Implementing and Reviewing "OpeBIM"  
792 – BIM for Teachers." *Computing in Civil and Building Engineering*, 2151-2158.

793 Jian, L. (2017). "The application and analysis of BIM in the optimization of large-scale  
794 construction projects." *BoletinTecnico/Technical Bulletin* 55(6), 782-796.

795 Jiang, R., Mao, C., Hou, L., Wu, C., and Tan, J. (2018). "A SWOT analysis for promoting  
796 off-site construction under the backdrop of China's new urbanisation." *J. Clean. Prod.*,  
797 173: 225-234.

798 Jin, R., Hancock C.M., Tang, L., Chen, C., Wanatowski, D., and Yang, L. (2017a). "An  
799 empirical study of BIM-implementation-based perceptions among Chinese practitioners."  
800 *J. Manage. Eng.*, 33(5), 04017025.

801 Jin, R., Hancock C.M., Tang, L., & Wanatowski, D. and Yang, L. (2017b). "Investigation of  
802 BIM Investment, Returns, and Risks in China's AEC Industries." *J. Constr. Eng. Manage.*,  
803 143(12), 04017089.

804 Jin, R., Tang, L., Hancock, C.M., and Allan, L. (2016). "BIM-based multidisciplinary  
805 building design practice-a case study." *HealthyHousing2016: Proceedings of the 7th*  
806 *International Conference on Energy and Environment of Residential Buildings*,  
807 November 2016, Brisbane, Australia.

808 Jin R., Yang T., Piroozfar P., Kang B.G, Wanatowski D., and Hancock C.M. (2018a).  
809 "Project-based pedagogy in interdisciplinary building design adopting BIM." *Engineering,*  
810 *Construction and Architectural Management*,25(10), 1376-1397,  
811 <https://doi.org/10.1108/ECAM-07-2017-0119>.

812 Jin, R., Gao, S., Cheshmehzangi, A., and Aboagye-Nimo,E. (2018b). "A Holistic Review of  
813 off-site Construction Literature Published between 2008 and 2018." *J. Clean. Prod.*, 202,  
814 1202-1219. DOI: 10.1016/j.jclepro.2018.08.195.

815 Jones, B. (2014). "Integrated project delivery (IPD) for maximizing design and construction  
816 considerations regarding sustainability." *Procedia Eng.* 95, 528-538.

817 Kapogiannis, G., and Sherratt, F. (2018). "Impact of integrated collaborative technologies to  
818 form a collaborative culture in construction projects." *Built Environment Project and Asset*  
819 *Management* 8(1), 24-38.

820 Karan, E. P., and Irizarry, J. (2015). "Extending BIM interoperability to preconstruction  
821 operations using geospatial analyses and semantic web services." *Autom. Constr.*53, 1-12.

822 Ke, Y., Wang, S., Chan, A.P., and Cheung, E., 2009. Research trends of public-private  
823 partnership in construction journals. *J. Constr. Eng. Manage.* 135(10), 1076-1086.

824 Kent, D. C., &Becerik-Gerber, B. (2010). Understanding construction industry experience  
825 and attitudes toward integrated project delivery. *J. Constr. Eng. Manage.*, 136(8), 815-  
826 825.

827 Kim, J. L. (2012). "Use of BIM for effective visualization teaching approach in construction  
828 education." *J. Prof. Issues Eng. Educ. Pract.* 138(3), 214-223.

829 **Kirstein, P.T., and Ruiz-Zafra, A. (2018). "Use of templates and the handle for large-Scale  
830 provision of security and IoT in the built environment." IET Conference Publications,  
831 CP740, Living in the Internet of Things: Cybersecurity of the IoT – 2018.**

832 Konchar, M., and Sanvido, V. (1998). Comparison of US project delivery systems. *J. Constr.*  
833 *Eng. Manage.*, 124(6), 435-444.

834 Kubicki, S., Guerriero, A., and Johannsen, L. (2009). "A service-based innovation process for  
835 improving cooperative practices in AEC." *Electronic Journal of Information Technology  
836 in Construction* 14, 654-673.

837 **Kumar, B., and Hayne, G. (2017). "Implementation of level 2 Building Information  
838 Modelling strategy for asset procurement." *Proceedings of Institution of Civil Engineers:  
839 Management, Procurement and Law*, 170(5), 190-206. DOI: 10.1680/jmapl.16.00043.**

840 Laakso, M., and Kiviniemi, A. (2012). "The IFC standard - A review of history, development,  
841 and standardization." *Electronic Journal of Information Technology in Construction* 17,  
842 134-161.

843 Lee, J., and Kim, J. (2017). "BIM-Based 4d simulation to improve module manufacturing  
844 productivity for sustainable building projects." *Sustainability*, 9(3), 426.

845 Lee, N., Dossick, C.S., and Foley, S.P. (2013). "Guideline for building information modeling  
846 in construction engineering and management education." *J. Prof. Issues Eng. Educ.  
847 Pract.* 139(4), 266-274.

848 Lee, S. K., Kim, K.R., and Yu, J.H. (2014). "BIM and ontology-based approach for building  
849 cost estimation." *Autom. Constr.* 41, 96-105.

850 Li, B., Zhang, M., Jin, R., Wanatowski, D., and Piroozfar, P. (2018a). "Incorporating  
851 Woodwork Fabrication into the Integrated Teaching and Learning of Civil Engineering  
852 Students." *J. Prof. Issues Eng. Educ. Pract.* 144(4), 05018007.

853 Li, C. Z., Hong, J. Xue, F., Shen, G.Q. Xu, X., and Mok, M.K. (2016). "Schedule risks in  
854 prefabrication housing production in Hong Kong: a social network analysis." *J. Clean.  
855 Prod.*, 134(Part B), 482-494.

856 Li, C. Z., Xue, F., Li, X., Hong, J., and Shen, G.Q. (2018b). "An Internet of Things-enabled  
857 BIM platform for on-site assembly services in prefabricated construction." *Autom. Constr.*  
858 89, 146-161.

859 Li, D., and Lu, M (2018). "Integrating geometric models, site images and GIS based on  
860 Google Earth and Keyhole Markup Language." *Autom. Constr.* 89: 317-331.

861 Linderoth, H. C. J. (2010). "Understanding adoption and use of BIM as the creation of actor  
862 networks." *Autom. Constr.* 19(1), 66-72.

863 Lopez, R., and Love, P. E. D. (2012). "Design error costs in construction projects." *J. Constr.*  
864 *Eng. Manage.*, 138(5), 585-593.

865 Lucas, J. D. (2017). "Identifying Learning Objectives by Seeking a Balance between Student  
866 and Industry Expectations for Technology Exposure in Construction Education." *J. Prof.  
867 Issues Eng. Educ. Pract.*, 143(3), 5016013.

868 Ma, J., Ma, Z., and Li, J. (2017). "An IPD-based incentive mechanism to eliminate change  
869 orders in construction projects in China." *KSCE Journal of Civil Engineering*, 21(7),  
870 2538-2550.

871 **Ma, Z., and Ma, J. (2017). "Formulating the application functional requirements of a BIM-  
872 based collaboration platform to support IPD projects." *KSCE Journal of Civil  
873 Engineering.*, 21(6), 2011-2026.**

874 Ma, Z., Zhang, D., and Li, J. (2018). "A dedicated collaboration platform for Integrated  
875 Project Delivery." *Autom. Constr.* 86, 199-209.

876 Mahalingam, A., Yadav, A.K., and Varaprasad, J. (2015). "Investigating the role of lean  
877 practices in enabling BIM adoption: Evidence from two Indian cases." *J. Constr. Eng.*  
878 *Manage.*, 141(7),05015006.

879 Mangal, M., and Cheng, J. C. P. (2018). "Automated optimization of steel reinforcement in  
880 RC building frames using building information modeling and hybrid genetic algorithm."  
881 *Autom. Constr.* 90, 39-57.

882 Mann, W., 2017. "Has offis-te's time finally come?" *Construction Manager*, CIOB,  
883 November/December 2017, pp. 18-42.

884 Mao, C., Xie, F., Hou, L., Wu, P., Wang, J., and Wang, X. (2016). "Cost analysis for  
885 sustainable off-site construction based on a multiple-case study in China." *Habitat Int.*, 57,  
886 215-222.

887 Martínez-Aires, M. D., López-Alonso, M., and Martínez-Rojas, M. (2018). "Building  
888 information modeling and safety management: A systematic review." *Safety Sci.*, 101, 11-  
889 18.

890 Mei, T., Wang, Q., Xiao, Y., and Yang, M. (2017). "Rent-seeking behavior of BIM-and IPD-  
891 based construction project in China." *Engineering, Construction and Architectural*  
892 *Management*, 24(3), 514-536. DOI: 10.1108/ECAM-11-2015-0178.

893 Marzouk, M., El-zayat, M., and Aboushady, A. (2017). "Assessing environmental impact  
894 indicators in road construction projects in developing countries." *Sustainability* 9(5), 843.

895 Merschbrock, C., and Munkvold, B.E. (2015). "Effective digital collaboration in the  
896 construction industry - A case study of BIM deployment in a hospital construction  
897 project." *Computers in Industry*, 73, 1-7.

898 McPartland, R. (2018). "BIM Levels explained." NBS, available via  
899 <https://www.thenbs.com/knowledge/bim-levels-explained>, accessed on 16 November  
900 2018.

901 Nascimento, D. L. D. M., Sotelino, E. D., Lara, T. P. S., Caiado, R. G. G., and Ivson, P. (2017).  
902 "Constructability in industrial plants construction: a BIM-Lean approach using the  
903 Digital Obeya Room framework." *J. Civil Eng. Manage.*, 23(8), 1100-1108.

904 Nawi, M. N. M., Haron, A.T., Hamid, Z.A., Kamar, K.A.M., and Baharuddin, Y. (2014).  
905 "Improving integrated practice through Building Information Modeling-Integrated  
906 Project Delivery (BIM-IPD) for Malaysian Industrialised Building System (IBS)  
907 construction projects." *Malaysian Construction Research Journal*, 15(2), 29-38.

908 Neff, G., Fiore-Silfvast, B., and Dossick, C.S. (2010). "A case study of the failure of digital  
909 communication to cross knowledge boundaries in virtual construction." *Information*  
910 *Communication and Society*, 13(4), 556-573.

911 Nepal, M. P., and Staub-French, S. (2016). "Supporting knowledge-intensive construction  
912 management tasks in BIM." *J. Inf. Technol. Constr.*, 21, 13-38.

913 Nicola Scammell, M (2018). "Mace uses clinical precision on offsite façade project."  
914 *Construction Manager*, 26-27.

915 Niknam, M. and Karshenas, S. (2015). "Integrating distributed sources of information for  
916 construction cost estimating using Semantic Web and Semantic Web Service  
917 technologies." *Autom. Constr.* 57, 222-238.

918 Oraee, M., Hosseini, M. R., Papadonikolaki, Palliyaguru, E.R., and Arashpour, M. (2017).  
919 "Collaboration in BIM-based construction networks, A bibliometric-qualitative literature  
920 review." *Int. J. Proj. Manage.* 35(7), 1288-1301.

921 Park, J., Cai, H., Dunston, P.S., and Ghasemkhani, H. (2017). "Database-Supported and Web-  
922 Based Visualization for Daily 4D BIM." *J. Constr. Eng. Manage.*, 143(10),04017078.

923 Park, J., Cai, H., and Perissin, D. (2018). "Bringing Information to the Field: Automated  
924 Photo Registration and 4D BIM." *J. Comp. Civil Eng.*, 32(2),04017084.

925 Penttilä, H. (2006). "Describing the changes in architectural information technology to  
926 understand design complexity and free-form architectural expression." *Electronic*  
927 *Journal of Information Technology in Construction*, 11, 395-408.

928 Petri, I., Beach, T., Rana, O.F., and Rezgui, Y. (2017). "Coordinating multi-site construction  
929 projects using federated clouds." *Autom. Constr.* 83, 273-284.

930 Pikas, E., Sacks, R., and Hazzan, O. (2013). "Building information modeling education for  
931 construction engineering and management. II: Procedures and implementation case  
932 study." *Journal of Construction Engineering and Management* 139(11),05013002.

933 Pilehchian, B., Staub-French, S., and Nepal, M.P. (2015). "A conceptual approach to track  
934 design changes within a multi-disciplinary building information modeling environment." *Canadian Journal of Civil Engineering*, 42(2), 139-152.

936 Pinheiro, S., Wimmer, R., O'Donnell, J. Muhic, S. Bazjanac, V. Maile, T., Frisch, J., and van  
937 Treeck, C. (2018). "MVD based information exchange between BIM and building  
938 energy performance simulation." *Autom. Constr.* (90), 91-103.

939 Porwal, A., and Hewage, K.N. (2013). "Building Information Modeling (BIM) partnering  
940 framework for public construction projects." *Autom. Constr.*, 31, 204-214.

941 Post, N.M. (2018). "At Structural Congress, a Call for Designers to Mitigate BIM-Project  
942 Risk." ENR Engineering News-Record, available via  
943 <[https://www.enr.com/articles/44394-at-structural-congress-a-call-for-designers-to-](https://www.enr.com/articles/44394-at-structural-congress-a-call-for-designers-to-mitigate-risk)  
944 [mitigate-risk](https://www.enr.com/articles/44394-at-structural-congress-a-call-for-designers-to-mitigate-risk)>, accessed on June 11<sup>th</sup>, 2018.

945 Ramaji, I. J., and Memari, A.M. (2018). "Interpretation of structural analytical models from  
946 the coordination view in building information models." *Autom. Constr.*, (90), 117-133.

947 **Reed, D. (2017). "Eight-stage guide to implementing BIM on a project." *Structural Engineer*,**  
948 **95(7), 28-30.**

949 Rekola, M., Kojima, J., and Mäkeläinen, T. (2010). "Towards integrated design and delivery  
950 solutions: Pinpointed challenges of process change." *Architectural Engineering and*  
951 *Design Management*, 6, 264-278.

952 Rodrigues, F., Matos, R., Alves, A., Ribeirinho, P., and Rodrigues, H. (2018). "Building life  
953 cycle applied to refurbishment of a traditional building from Oporto, Portugal." *J. Build.*  
954 *Eng*, 17, 84-95.

955 Sacks, R., Koskela, L., Dave, B.A., and Owen, R. (2010). "Interaction of lean and building  
956 information modeling in construction." *J. Constr. Eng. Manage.*, 136(9), 968-980.

957 Sacks, R., Radosavljevic, M., and Barak, R. (2010). "Requirements for building information  
958 modeling based lean production management systems for construction." *Autom.*  
959 *Constr.* 19(5), 641-655.

960 Sacks, R., Treckmann, M., and Rozenfeld, O. (2009). "Visualization of work flow to support  
961 lean construction." *J. Constr. Eng. Manage.*, 135(12), 1307-1315.

962 Sacks, R., and Pikas, E. (2013). "Building information modeling education for construction  
963 engineering and management. I: industry requirements, state of the art, and gap  
964 analysis." *J. Constr. Eng. Manage.*, 139(11), 04013016.

965 Sadeghi, H., Mohandes, S.R., Hamid, A.R.A., Preece, C., Hedayati, A., and Singh, B. (2016).  
966 "Reviewing the usefulness of BIM adoption in improving safety environment of  
967 construction projects." *Jurnal Teknologi*, 78(10), 175-186.

968 Said, H. M., and Reginato, J. (2018). "Impact of Design Changes on Virtual Design and  
969 Construction Performance for Electrical Contractors." *J. Constr. Eng. Manage.*, 144(1),  
970 04017097.

971 Saieg, P., Sotelino, E.D., Nascimento, D., Caiado, R.G.G.(2018). "Interactions of Building  
972 Information Modeling, Lean and Sustainability on the Architectural, Engineering and  
973 Construction industry: A systematic review." *J. Clean. Prod.*, 174, 788-806.



- 974 Samuel, E.I., Joseph-Akwara, E., and Richard, A. (2017). "Assessment of energy utilization  
975 and leakages in buildings with building information model energy." *Frontiers of*  
976 *Architectural Research*, 6(1), 29-41, DOI: 10.1016/j.foar.2017.01.002.
- 977 Santos, R., Costa, A.A., and Grilo, A. (2017). "Bibliometric analysis and review of Building  
978 Information Modelling literature published between 2005 and 2015." *Autom. Constr.*, 80,  
979 118-136.
- 980 Scottish Futures Trust (2018). "Building Information Modelling Level 2 Standards."  
981 Available via <<https://bimportal.scottishfuturestrust.org.uk/page/standards-level-2>>,  
982 accessed on 16 November 2018.
- 983 Small, H. (1999). "Visualizing science by citation mapping. *Journal of the American Society*  
984 *for Information Science*," 50(9), 799-813.
- 985 Solnosky, R.L., and Parfitt, M.K.(2015). "A curriculum approach to deploying BIM in  
986 Architectural Engineering." *AEI 2015*, 651-662.
- 987 Solnosky, R.L., Parfitt, M.K., and Holland, R.J. (2014). "IPD and BIM-focused capstone  
988 course based on AEC industry needs and involvement." *J. Prof. Issues Eng. Educ. Pract.*,  
989 140(4), A4013001.
- 990 Song, J., Zhang, H., Dong,W. (2016). "A review of emerging trends in global PPP research,  
991 analysis and visualization." *Scientometrics*.107(3), 1111-1147.
- 992 Steel, J., Drogemuller, R., and Toth, B. (2012). "Model interoperability in building  
993 information modelling." *Software and Systems Modeling*, 11(1), 99-109.
- 994 Su, H.-N., and Lee, P.-C. (2010). Mapping knowledge structure by keyword co-occurrence: a  
995 first look at journal papers in technology foresight. *Scientometrics*. 85(1), 65-79.
- 996 Tan, F. C. (1997). "Construction Engineering & Management." Available at:  
997 [https://ceg.osu.edu/sites/ceg.osu.edu/files/uploads/construction\\_semester\\_brochure.pdf](https://ceg.osu.edu/sites/ceg.osu.edu/files/uploads/construction_semester_brochure.pdf)  
998 (accessed on February 10th, 2018)
- 999 Tang, L., Jin, R., and Fang, K. (2015). "Launching the innovative BIM module for the  
1000 architecture and built environment programme in China." *WIT Transactions on The Built*  
1001 *Environment*. 149, 145-156.
- 1002 Tijssen, R.J.W. and Van Raan, A.F.J. (1994). "Mapping Changes in Science and Technology:  
1003 Bibliometric Co-Occurrence Analysis of the R&D Literature." *Evaluation Review*,  
1004 18(1), 98-115.
- 1005 Van Eck, N.J., and Waltman, L. (2014). Visualizing bibliometric networks. In Y. Ding, R.  
1006 Rousseau, & D. Wolfram (Eds.), *Measuring scholarly impact: Methods and practice*, 285–  
1007 320.
- 1008 Van Eck, N. J. and Waltman, L. (2010). "Software survey: VOSviewer, a computer program  
1009 for bibliometric mapping." *Scientometrics*, 84(2), 523-538.
- 1010 Wen, Y. (2014). "Research on cost control of construction project based on the theory of lean  
1011 construction and BIM: Case study." *Open Construction and Building Technology*  
1012 *Journal*, 8, 382-388.
- 1013 Won, J., and Cheng J. C. P. (2017). "Identifying potential opportunities of building  
1014 information modeling for construction and demolition waste management and  
1015 minimization." *Automat. Constr.*, 79, 3-18.
- 1016 Wong, K. D. A., Wong, K.W.F., and Nadeem, A. (2011). "Building information modelling  
1017 for tertiary construction education in Hong Kong." *Electronic Journal of Information*  
1018 *Technology in Construction*, 16, 467-476.
- 1019 Wu P., Feng Y., Pienaar J., and Zhong Y. (2015). "Educational Attainment and Job  
1020 Requirements: Exploring the Gaps for Construction Graduates in Australia from an  
1021 Industry Point of View." *J. Prof. Issues Eng. Educ. Pract.*, 141(4), 6015001.

1022 Xie, H., Shi, W., and Issa, R. R. A. (2011). "Using rfid and real-time virtual reality simulation  
1023 for optimization in steel construction." *Electronic Journal of Information Technology in*  
1024 *Construction*, 16, 291-308.

1025 Xu, Y., Zeng, J., Chen, W., Jin, R., Li, B., and Pan, Z. (2018). "A holistic review of cement  
1026 composites reinforced with graphene oxide." *Constr. Build. Mater.*, 171, 291-302.

1027 Yalcinkaya, M., and Singh, V. (2015). "Patterns and trends in building information modeling  
1028 (BIM) research: a latent semantic analysis." *Autom. Constr.*, 59, 68–80.

1029 Yuan, H., and Shen, L. (2011). "Trend of the research on construction and demolition waste  
1030 management." *Waste Manage.*, 31(4), 670-679.

1031 Zhang, J., Schmidt, K., and Li, H. (2016). "BIM and sustainability education: Incorporating  
1032 instructional needs into curriculum planning in CEM programs accredited by ACCE."  
1033 *Sustainability* 8(6), 525.

1034 Zhang, J., Wu, W., and Li, H. (2018a). "Enhancing Building Information Modeling  
1035 Competency among Civil Engineering and Management Students with Team-Based  
1036 Learning." *J. Prof. Issues Eng. Educ. Pract.*, 144(2), 5018001.

1037 Zhang, S., Sulankivi, K., Kiviniemi, M., Romo, I., Eastman, C.M., and Teizer, J. (2015).  
1038 "BIM-based fall hazard identification and prevention in construction safety planning."  
1039 *Safety Sci.*, 72, 31-45.

1040 Zhao, D., McCoy, A. P., Bulbul, T., Fiori, C., and Nikkhoo, P. (2015). "Building  
1041 collaborative construction skills through BIM-integrated learning environment."  
1042 *International Journal of Construction Education and Research*, 11(2), 97-120.

1043 Zhang, X., Azhar, S., Nadeem, A., and Khalfan, M. (2018b). "Using Building Information  
1044 Modelling to achieve Lean principles by improving efficiency of work teams." *Int. J.*  
1045 *Constr. Manage.*, 18(4), 293-300.

1046 Zhao, X., 2017. A scientometric review of global BIM research, Analysis and visualization.  
1047 *Auto. Constr.*, 80, 37-47.

1048 Zhong, R. Y., Peng, Y., Xue, F., Fang, J., Zou, W., Luo, H., Thomas Ng, S., Lu, W., Shen, G.  
1049 Q. P., and Huang, G. Q. (2017). "Prefabricated construction enabled by the Internet-of-  
1050 Things." *Autom. Constr.* 76, 59-70.

1051 Zhou, Y., Ding, L., Wang, X., Truijens, M., and Luo, H. (2015). "Applicability of 4D  
1052 modeling for resource allocation in mega liquefied natural gas plant construction." *Autom.*  
1053 *Constr.*, 50(C), 50-63.

1054 Zou, P.X.W., Xu, X., Jin, R., Painting, N., and Li, B. (2018). "Investigation of AEC students'  
1055 perceptions towards BIM practice-a case study of Swinburne University of  
1056 Technology." *J. Prof. Issues Eng. Educ. Pract.*, In Press, DOI: 10.1061/(ASCE)EI.1943-  
1057 5541.0000410.

1058 Zou, Y., Kiviniemi, A., and Jones, S.W. (2017). "A review of risk management through BIM  
1059 and BIM-related technologies." *Safety Sci.*, 97, 88-98.

1060  
1061  
1062  
1063  
1064  
1065  
1066  
1067  
1068  
1069  
1070  
1071

**Table 1.** Quantitative measurements of journals publishing research in BIM-based CEM

| Source  | Total link strength <sup>1</sup> | Number of publications | Total citation | Average citation | Average normalized citation <sup>2</sup> |
|---|----------------------------------|------------------------|----------------|------------------|--|
| <i>Automation in Construction (AiC)</i>                                     | 84                               | 40                     | 1066           | 26.7             | 2.0                                      |
| <i>Journal of Construction Engineering and Management (JCEM)</i>            | 59                               | 26                     | 735            | 28.3             | 1.1                                      |
| <i>International Journal of Project Management (IJPM)</i>                   | 49                               | 10                     | 320            | 32               | 3.7                                      |
| <i>Journal of Information Technology in Construction</i>                    | 27                               | 12                     | 42             | 3.5              | 0.4                                      |
| <i>Journal of Civil Engineering and Management</i>                          | 26                               | 8                      | 48             | 6                | 0.9                                      |
| <i>Electronic Journal of Information Technology in Construction</i>         | 17                               | 10                     | 250            | 25               | 1.1                                      |
| <i>Engineering, Construction and Architectural Management</i>               | 12                               | 7                      | 25             | 3.6              | 0.4                                      |
| <i>Construction Management and Economics</i>                                | 12                               | 4                      | 67             | 16.8             | 1.3                                      |
| <i>Journal of Professional Issues in Engineering Education and Practice</i> | 8                                | 7                      | 102            | 14.6             | 0.8                                      |
| <i>Advanced Engineering Informatics</i>                                     | 8                                | 5                      | 152            | 30.4             | 1.6                                      |
| <i>Journal of Computing in Civil Engineering</i>                            | 7                                | 10                     | 117            | 11.7             | 0.9                                      |
| <i>Construction Innovation</i>  | 7                                | 9                      | 35             | 3.9              | 0.3                                      |
| <i>Journal of Management in Engineering</i>                                 | 7                                | 6                      | 55             | 9.2              | 1.3                                      |
| <i>Safety Science</i>   | 4                                | 3                      | 84             | 28               | 3.1                                      |
| <i>Malaysian Construction Research Journal</i>                              | 2                                | 3                      | 21             | 7                | 0.5                                      |
| <i>International Journal of Construction Education and Research</i>         | 1                                | 5                      | 30             | 6                | 0.4                                      |

1073 <sup>1</sup>: Total link strength corresponds to Fig.3 and indicates the interrelatedness between the given journal and other  
1074 peer sources.

1075 <sup>2</sup>: The average normalized citation can measure the citation number of a journal source, a keyword, or an article  
1076 by correcting the misinterpretation that an older document has more time to receive citations than more recent  
1077 publications (van Eck and Waltman, 2014). It is calculated via dividing the total citation number by the average  
1078 number of citation per year. The average normalized citation or normalized citation in the follow-up tables are  
1079 calculated in the same approach to measure the influence of BIM-related keywords and articles.

1080

1081

1082

1083

1084

1085

1086

1087

1088

1089

1090

1091

1092

1093

1094  
1095

**Table 2.** Pearson correlation analysis among the measurement indicators for journal sources

| Measurement item       | Statistical values* | Total link strength | Number of publications | Total citation | Average citation | Average normalized citation |
|------------------------|---------------------|---------------------|------------------------|----------------|------------------|-----------------------------|
| Total link strength    | <i>r</i>            |                     | 0.912                  | 0.914          | 0.482            | 0.375                       |
|                        | <i>p</i> value      |                     | 0.000                  | 0.000          | 0.059            | 0.153                       |
| Number of publications | <i>r</i>            |                     |                        | 0.949          | 0.351            | 0.131                       |
|                        | <i>p</i> value      |                     |                        | 0.000          | 0.183            | 0.630                       |
| Total citation         | <i>r</i>            |                     |                        |                | 0.598            | 0.339                       |
|                        | <i>p</i> value      |                     |                        |                | 0.014            | 0.199                       |
| Average citation       | <i>r</i>            |                     |                        |                |                  | 0.787                       |
|                        | <i>p</i> value      |                     |                        |                |                  | 0.000                       |

1096  
1097  
1098  
1099  
1100  
1101  
1102  
1103  
1104  
1105  
1106  
1107  
1108  
1109  
1110  
1111  
1112  
1113  
1114  
1115  
1116  
1117  
1118  
1119  
1120  
1121  
1122  
1123  
1124  
1125  
1126  
1127  
1128  
1129  
1130  
1131  
1132  
1133  
1134

Note: the statistical values in the Pearson correlation analysis include *r* value which represents the correlation coefficient between a pair of measurement indicators. Based on the 5% level of significance, there is a *p* value corresponding to each *r* to measure the significance of the correlation. A *p* value lower than 0.05 would indicate that the tested two indicators are with significant correlation with each other. The same statistical values and rules apply to Table 4 for the correlation analysis of keywords

**Table 3.** Summaries of main keywords in BIM-based CEM research

| <b>Keywords Within BIM-based CEM studies</b> | <b>Total Link Strength</b> | <b>Occurrence</b> | <b>Average Year Published</b> | <b>Average Citation</b> | <b>Average normalized citation</b> |
|--|----------------------------|-------------------|-------------------------------|-------------------------|------------------------------------|
| Education/Pedagogy                           | 8                          | 17                | 2014                          | 12.6                    | 0.5                                |
| Collaboration                                | 8                          | 14                | 2015                          | 7.1                     | 1.0                                |
| Lean   | 8                          | 11                | 2014                          | 33.4                    | 1.2                                |
| Planning and Design                          | 4                          | 11                | 2016                          | 6.9                     | 1.3                                |
| 4D   | 5                          | 9                 | 2013                          | 15.6                    | 0.9                                |
| Construction Safety                          | 4                          | 9                 | 2014                          | 24.7                    | 1.7                                |
| Interoperability                             | 5                          | 9                 | 2014                          | 21.8                    | 1.5                                |
| Visualization                                | 8                          | 9                 | 2013                          | 7.2                     | 0.3                                |
| IFC (i.e., Industry Foundation Class)        | 6                          | 8                 | 2015                          | 15.0                    | 1.3                                |
| Scheduling                                   | 2                          | 7                 | 2015                          | 4.6                     | 0.3                                |
| Cloud Computing                              | 2                          | 6                 | 2016                          | 9.8                     | 3.9                                |
| Cost Estimate                                | 4                          | 6                 | 2015                          | 16.0                    | 1.3                                |
| Communication                                | 3                          | 5                 | 2011                          | 38.2                    | 1.2                                |
| GIS (Geographic Information System)          | 3                          | 5                 | 2012                          | 28.8                    | 1.1                                |
| IPD (Integrated Project Delivery)            | 2                          | 5                 | 2015                          | 6.2                     | 0.6                                |
| Ontology                                     | 4                          | 5                 | 2015                          | 16.0                    | 1.3                                |
| CAD (Computer Aided Design)                  | 3                          | 4                 | 2013                          | 58.8                    | 1.4                                |
| Constructability                             | 2                          | 4                 | 2015                          | 28.8                    | 0.7                                |
| Construction Planning                        | 3                          | 4                 | 2015                          | 7.5                     | 1.3                                |
| Cost Control                                 | 1                          | 4                 | 2015                          | 1.8                     | 0.1                                |
| Database                                     | 2                          | 4                 | 2015                          | 7.3                     | 2.0                                |
| Sustainability                               | 1                          | 4                 | 2015                          | 1.3                     | 0.3                                |
| 3D   | 2                          | 3                 | 2011                          | 58.7                    | 1.1                                |
| Algorithm                                    | 1                          | 3                 | 2016                          | 10.7                    | 1.0                                |
| Architecture                                 | 2                          | 3                 | 2015                          | 13.7                    | 0.7                                |
| Benefit                                      | 1                          | 3                 | 2017                          | 1.0                     | 0.7                                |
| Coordination                                 | 3                          | 3                 | 2015                          | 9.0                     | 0.5                                |
| Integration                                  | 3                          | 3                 | 2016                          | 6.0                     | 0.3                                |
| IOT (Internet of Things)                     | 2                          | 3                 | 2016                          | 8.3                     | 1.7                                |
| Malaysia                                     | 1                          | 3                 | 2015                          | 6.0                     | 0.6                                |
| Mobile Computing                             | 1                          | 3                 | 2015                          | 25.7                    | 1.2                                |
| Optimization                                 | 2                          | 3                 | 2013                          | 13.0                    | 0.7                                |
| Standard                                     | 2                          | 3                 | 2015                          | 12.0                    | 1.3                                |

1136

Note: keywords in Table 2 are listed according to their occurrences.

1137

1138

1139

1140

1141

1142

1143

1144

1145

1146

1147

1148

1149

1150  
1151

**Table 4.** Pearson correlation analysis among the measurement indicators for journal sources

| <b>Measurement item</b>    | <b>Statistical values*</b> | <b>Total link strength</b> | <b>Occurrence</b> | <b>Average citation</b> | <b>Average normalized citation</b> |
|----------------------------|----------------------------|----------------------------|-------------------|-------------------------|------------------------------------|
| <b>Total link strength</b> | <i>r</i>                   |                            | 0.857             | 0.083                   | -0.022                             |
|                            | <i>p</i> value             |                            | 0.000             | 0.645                   | 0.905                              |
| <b>Occurrence</b>          | <i>r</i>                   |                            |                   | -0.044                  | 0.028                              |
|                            | <i>p</i> value             |                            |                   | 0.807                   | 0.877                              |
| <b>Average citation</b>    | <i>r</i>                   |                            |                   |                         | 0.194                              |
|                            | <i>p</i> value             |                            |                   |                         | 0.279                              |

1152  
1153  
1154  
1155  
1156  
1157  
1158  
1159  
1160  
1161  
1162  
1163  
1164  
1165  
1166  
1167  
1168  
1169  
1170  
1171  
1172  
1173  
1174  
1175  
1176  
1177  
1178  
1179  
1180  
1181  
1182  
1183  
1184  
1185  
1186  
1187  
1188  
1189  
1190  
1191

1192

**Table 5.** List of publications with highest impact in BIM-based CEM research

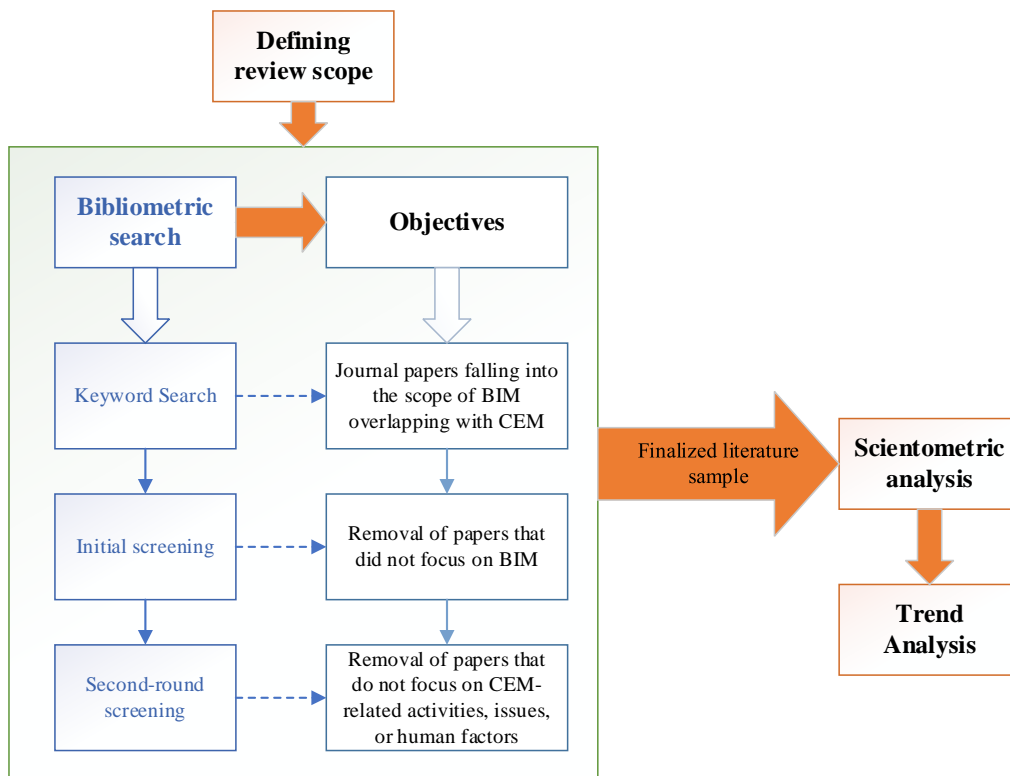
| Article                     | Title   | Citation | Normalized citation |
|-----------------------------|---|----------|---------------------|
| Bryde et al. (2013)         | The project benefits of building information modelling (BIM)  | 190      | 6.5                 |
| Sacks et al.(2010)          | Interaction of lean and building information modeling in construction   | 152      | 2.0                 |
| Goedert and Meadati (2008)  | Integrating construction process documentation into building information modeling   | 127      | 1.6                 |
| Dossick and Neff(2010)      | Organizational divisions in BIM-enabled commercial construction   | 113      | 1.5                 |
| Porwal and Hewage(2013)     | Building Information Modeling (BIM) partnering framework for public construction projects   | 105      | 3.6                 |
| Sacks et al. (2010)         | Requirements for building information modeling based lean production management systems for construction  | 103      | 1.3                 |
| Hu and Zhang (2011)         | BIM- and 4D-based integrated solution of analysis and management for conflicts and structural safety problems during construction: 2. Development and site trials | 101      | 2.9                 |
| Eadie et al. (2013)         | BIM implementation throughout the UK construction project lifecycle: An analysis  | 88       | 3.0                 |
| Sacks et al. (2009)         | Visualization of work flow to support lean construction   | 69       | 2.6                 |
| Golparvar-Fardet al. (2011) | Integrated sequential as-built and as-planned representation with D 4AR tools in support of decision-making tasks in the AEC/FM industry                          | 65       | 1.8                 |
| Linderoth(2010)             | Understanding adoption and use of BIM as the creation of actor networks   | 61       | 0.8                 |
| Davies and Harty, (2013)    | Implementing 'site BIM': A case study of ICT innovation on a large hospital project   | 57       | 1.9                 |
| Bansal and Pal (2011)       | Construction projects scheduling using GIS tools  | 56       | 1.6                 |
| Lee et al. (2014)           | BIM and ontology-based approach for building cost estimation  | 51       | 4.0                 |
| Laakso and Kiviniemi (2012) | The IFC standard - A review of history, development, and standardization  | 51       | 2.7                 |

1193

Note: the articles in Table 4 are listed according to the number of citations

1194

1195



1196

1197 **Fig.1.** Description of the four-step workflow in the review of BIM-based research in CEM

1198

1199

1200

1201

1202

1203

1204

1205





1206

1207 Note: the number of journal papers in 2018 is incomplete as the articles selected in 2018 was up to the end of  
1208 February 2018.

1209

1210 **Fig.2.** Yearly publications from 2009 to 2018

1211



1212

1213

1214

1215

1216



1217

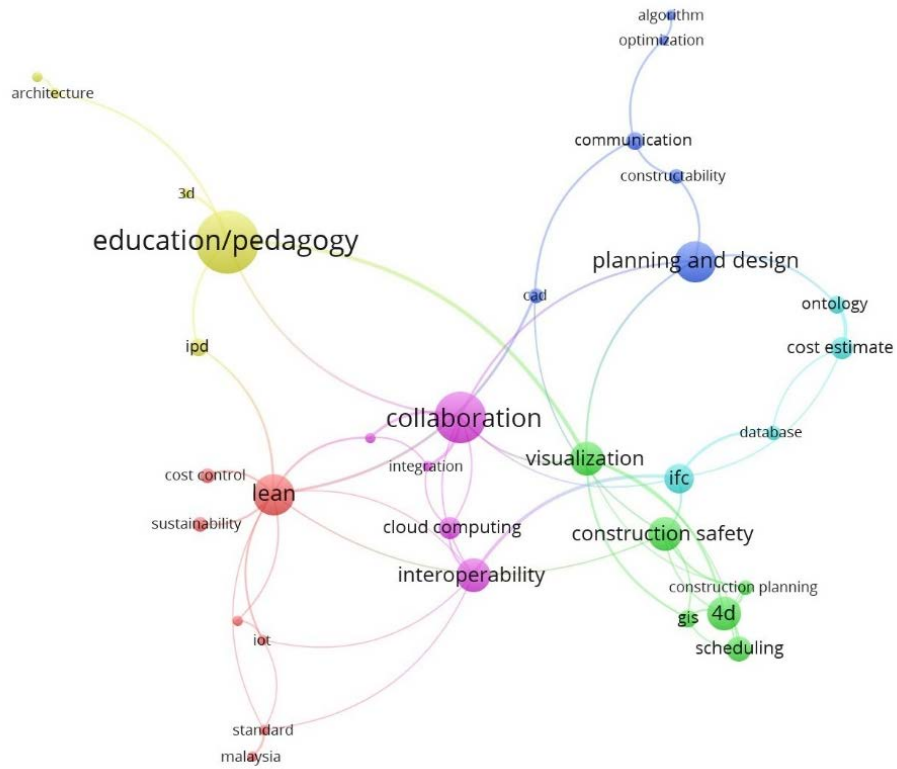
1218 Note: Journal names may not be fully presented in VOSviewer. The full name of journals are listed in Table 1.

1219 **Fig.3.** Mapping mainstream journals in the domain of BIM-based CEM research

1220

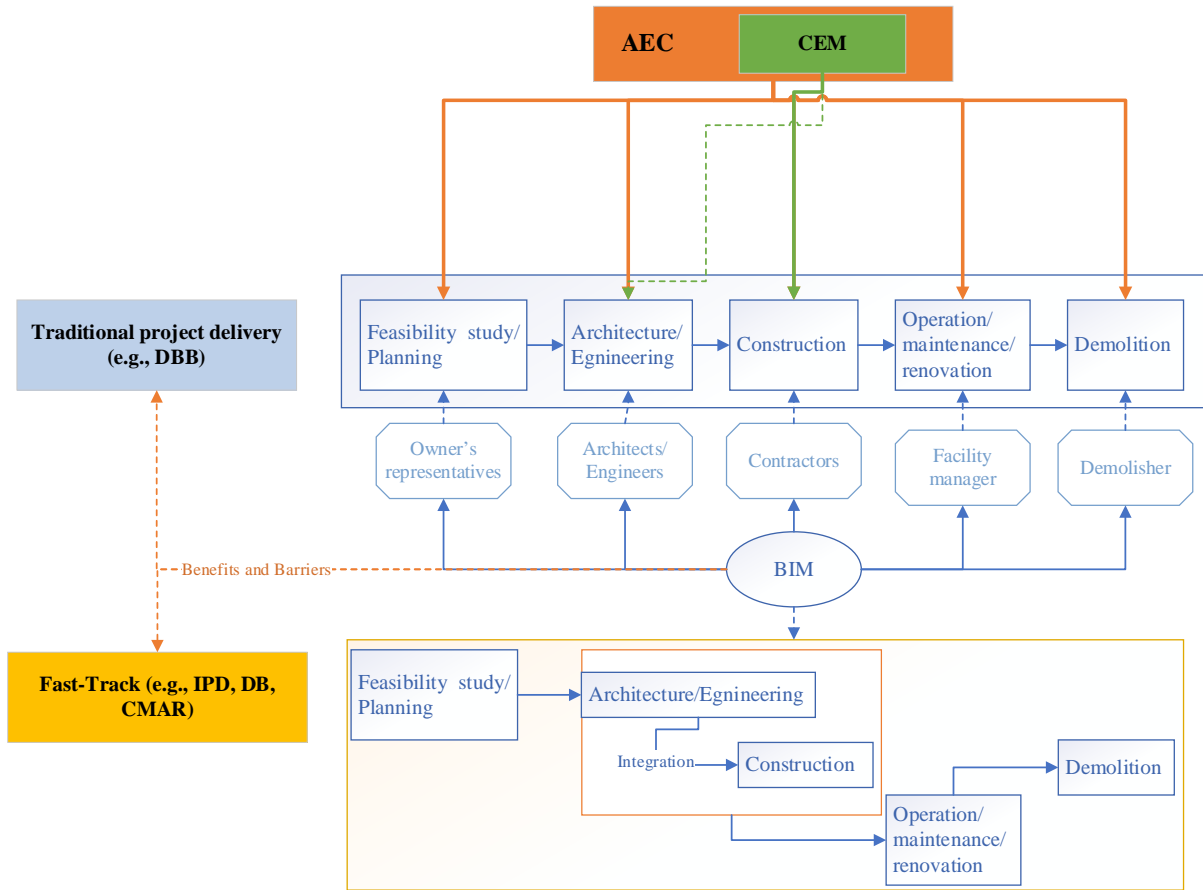
1221

1222



**Fig.4.** Co-occurrence of keywords in the research of BIM in CEM

1223  
 1224  
 1225  
 1226  
 1227  
 1228



1229

1230

Note: DB and CMAR stand for design-build and construction management at risk respectively.

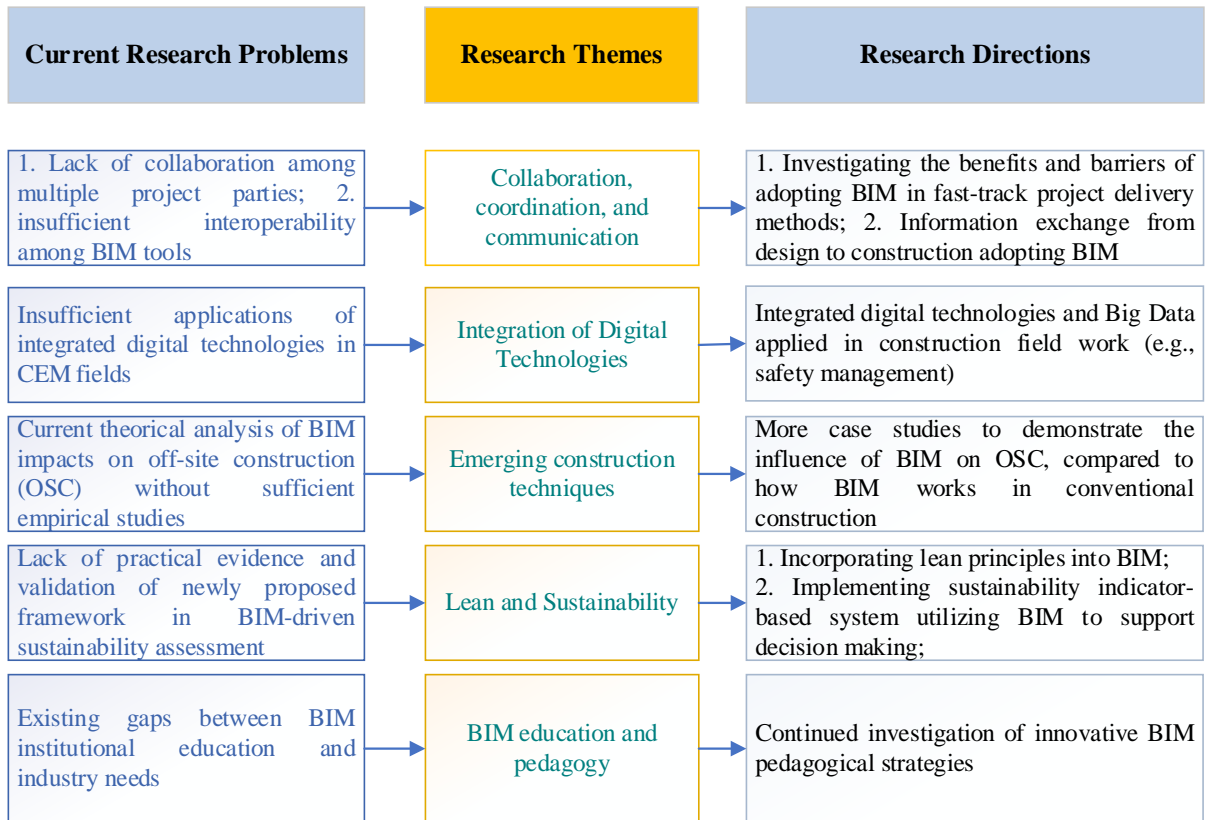
1231

**Fig.5.** Illustration of this review-based study capturing BIM-based CEM research in the

1232

context of project delivery methods and project phases

1233



**Fig.6.** Framework proposing directions in BIM-based CEM research

1234  
1235  
1236  
1237  
1238  
1239  
1240  
1241  
1242  
1243  
1244  
1245  
1246  
1247