

# 1787. Adaptive supervisory switching control system design for active noise suppression of duct-like application

Zhou Chenghu<sup>1</sup>, Lv Kuanzhou<sup>2</sup>, Huang Quanzhen<sup>3</sup>, Li Hengyu<sup>4</sup>

<sup>1,2,3</sup>School of Electrical Information Engineering, Henan Institute of Engineering, Henan, 451191, P. R. China

<sup>3,4</sup>School of Mechatronics Engineering and Automation, Shanghai University, Shanghai, 200072, P. R. China

<sup>4</sup>Corresponding author

**E-mail:** <sup>1</sup>[zhouchenghu\\_2013@126.com](mailto:zhouchenghu_2013@126.com), <sup>2</sup>[lvkuanzhou2012@126.com](mailto:lvkuanzhou2012@126.com), <sup>3</sup>[huang2004\\_susu@126.com](mailto:huang2004_susu@126.com),

<sup>4</sup>[lihengyu2009@126.com](mailto:lihengyu2009@126.com)

(Received 25 March 2015; received in revised form 8 June 2015; accepted 2 July 2015)

**Abstract.** Active noise suppression for applications where the controlled system response varies with time is a difficult problem, especially for time varying nonlinear systems with large model error. On the basis of adaptive switching supervisory control theory, an adaptive supervisory switching control algorithm is proposed with a new controller switching strategy for active noise suppression of duct-like application. Real time experimental verification tests show that the proposed algorithm is effective with good noise suppression performance.

**Keywords:** active noise control, adaptive control, supervisory switching control.

## 1. Introduction

Nowadays noise cancellation becomes more and more important for industrial applications [1-6]. Traditional passive noise cancellation techniques using sound absorbent materials can only suppress high-frequency acoustic noises effectively, usually higher than 500 Hz [7]. And, they are ineffective or tend to bulky for low frequency cases. In contrast with the passive noise suppression methods, active noise control techniques have excellent low frequency characteristic, with potential benefits in size, weight and cost [8].

While the characteristics of noise source and acoustic environment are time varying, tracking these changes and uncertainties is required for an active noise control system. To solve the changes and uncertainties tracking problems, various algorithms have been proposed. The most famous one is Filtered-x Least Mean Squares (FxLMS) algorithm proposed by different researchers independently. Several theoretical developments and successful applications are documented in the related literature [3, 9-12]. In particular, the secondary path between the loudspeakers and error sensors would be time varying as the temperature and noise propagation condition would vary even the noise source does not change. So in most actual applications, simultaneous secondary path identification is required. To solve secondary path identification problem, many adaptive online identification methods are reported [13-16]. But most of them could not be applied to the cases while secondary path varies rapidly, and not suited for multiple input multiple output applications with too many unknown parameters. And in many applications, secondary path is almost impossible, so in these situations, model-free algorithm is more attractive. Unfalsified control proposed by M. G. Safonov [17] using multiple controllers seems to be a good choice. But it can not apply for active noise control directly.

To solve the above problems, a new adaptive supervisory switching control is proposed. Section 2 introduces active noise control system modeling for duct-like applications. Section 3 introduces the proposed adaptive supervisory switching control method. Section 4 gives the real time active noise control test results. Section 5 comes to the conclusion.

## 2. Active noise control system modelling for duct-like applications

Schematic diagram of active noise control system for a duct-like application can be shown in Fig. 1. The sound incident from the left noise source is picked up by the microphone and after some processing by the active noise controller, this signal is fed to the secondary sources (loudspeaker) such that to the right side the primary signal and the additional signal cancel each other. The noise source is located at  $l_0$  from one end of the duct, and an error sensor is located at  $l_3$  from the other end of the duct. The secondary source is located at  $l_1$  from the noise source. The pressure reflection coefficients in two ends are  $R_1$  and  $R_2$  respectively. The primary path between the noise source and the secondary source is  $P$ , the secondary path between the secondary source and error sensor is  $S$ .

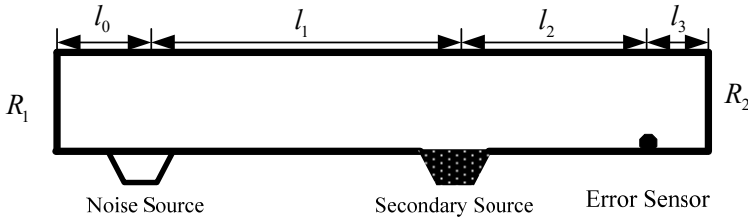


Fig. 1. Schematic diagram for a duct-like application

According to the steady state travelling wave theory, the frequency response for secondary path and the primary path can be obtained as follows:

$$S(j\omega) = \frac{H_s H_e e^{-kl_2} [1 + D_e R_2 e^{-2kl_3}] [1 + D_s R_1 e^{-2k(l_0+l_1)}]}{1 - R_1 R_2 e^{-2kl}}, \quad (1)$$

$$P(j\omega) = \frac{H_e H_p e^{-k(l_1+l_2)} [1 - D_e R_2 e^{-2kl_3}] [1 + D_p R_1 e^{-2kl_0}]}{1 - R_1 R_2 e^{-2kl}}, \quad (2)$$

where  $H_p$  is the electroacoustic transfer function of the noise source,  $H_s$  is the electroacoustic transfer function of the secondary source,  $H_e$  is the electroacoustic transfer function of the secondary source.  $D_p, D_p$  are the directivity factors. For z-transform:

$$S(z) = \frac{z^{-n_2} [1 + R_2 z^{-2n_3}] [1 + R_1 z^{-2(n_0+n_1)}]}{1 - R_1 R_2 z^{-N}}, \quad (3)$$

$$P(z) = \frac{z^{-(n_1+n_2)} [1 + R_2 z^{-2n_3}] [1 + R_1 z^{-2n_0}]}{1 - R_1 R_2 z^{-N}}, \quad (4)$$

where,  $n_i$  is the integer near to  $l_i f_s / c$ , here  $f_s$  is sampling frequency,  $c$  is the sound speed.  $N = 2(n_0 + n_1 + n_2 + n_3)$ , while the sound speed changes with time, the whole system becomes time varying.

Unfold the above Eqs. (3) and (4):

$$S(z) = \frac{z^{-n_2} + R_1 z^{-2(n_0+n_1+0.5n_2)} + R_2 z^{-2(0.5n_2+n_3)} + R_1 R_2 z^{-2(n_0+n_1+0.5n_2+n_3)}}{1 - R_1 R_2 z^{-N}}, \quad (5)$$

$$P(z) = \frac{z^{-(n_1+n_2)} + R_1 z^{-2(n_0+0.5n_1+0.5n_2)} + R_2 z^{-2(0.5n_1+0.5n_2+n_3)} + R_1 R_2 z^{-2(n_0+0.5n_1+0.5n_2+n_3)}}{1 - R_1 R_2 z^{-N}}. \quad (6)$$

## 3. Proposed adaptive supervisory switching control

Over the last two decades, a lot of researches has put forward for a new adaptive theory,

adaptive switching supervisory control. A typical adaptive switching supervisory control strategy is shown in Fig. 2.  $S$  is data driven supervisor. The controlled plant  $G$  belongs to a given model set  $T$ . The controller  $K$  belongs to a given controller set  $H$ . The current controller is chosen by a switching strategy.

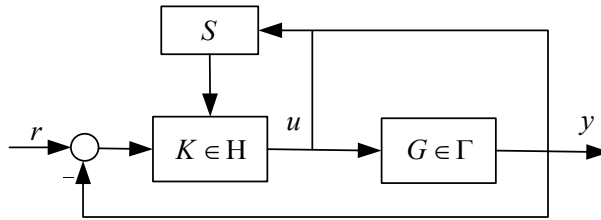


Fig. 2. Adaptive supervisory switching control

Considering the following closed loop control system:

$$y(s) = G(s)u(s), \tag{7}$$

$$u(s) = K(s)(r(s) - y(s)), \tag{8}$$

where  $G(s)$  is the transfer function of the controlled plant, and  $K(s)$  is the transfer function of the controller, and  $r$  is the reference signal, and  $u$  is the control variable,  $y$  is the output of the system.

Assuming  $G$  belongs to set  $H$ , and  $K$  belongs to a LTI controller family  $\Gamma$ .

For a given signal  $x(t)$  and:

$$x_\tau(t) = \begin{cases} x(t), & t \in [0, \tau], \\ 0, & \text{otherwise} \end{cases}$$

is a truncation of  $x(t)$ , and the truncated norm is  $\|x\|_\tau = \sqrt{(\int_0^\tau x^2(t)dt)}$ . While there exists  $\alpha, \beta \geq 0$  for  $\|y\|_\tau \leq \alpha\|r\|_\tau + \beta$ , the stability of the dynamic controlled system. Otherwise while:

$$\sup_{\tau \geq 0, \|r\|_\tau \neq 0} \frac{\|y\|_\tau}{\|r\|_\tau} \rightarrow \infty,$$

the stability of the system is falsified. The performance index  $J(K, u, y, \tau)$  is a positive function. It is defined according to the design specifications of  $K$ . The following index  $J(K, u, y, \tau)$  is employed as the performance index in the control process:

$$J(K, u, y, \tau) = \frac{\|w_1 * (y - \hat{r})\|_{L_2[0, \tau]}^2 + \|w_2 * u\|_{L_2[0, \tau]}^2}{\|\hat{r}\|_{L_2[0, \tau]}^2}, \tag{9}$$

where  $*$  denotes convolution,  $w_1(t)$  and  $w_2(t)$  is the solution of the following mixed sensitivity problem:

$$\left\| \begin{bmatrix} w_1 S \\ w_2 K S \end{bmatrix} \right\|_\infty \leq \gamma, \tag{10}$$

where  $S$  is the sensitivity function. The block diagram of the proposed adaptive switching supervisory control is shown in Fig. 3.

The closed loop system with  $K = V^{-1}U$  can be illustrated in Fig. 4.

To choose the proper controller, the following falsification algorithm is employed as shown in Fig. 5.

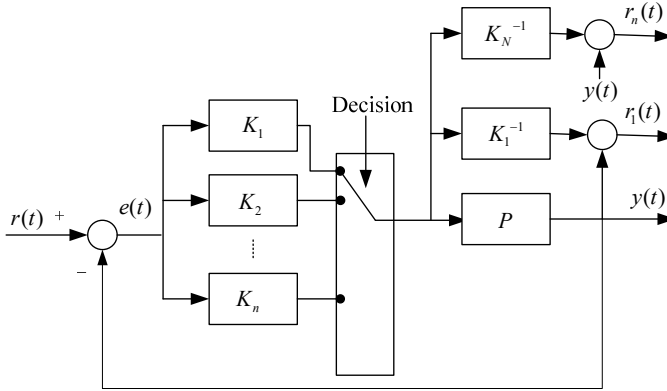


Fig. 3. Block diagram of the adaptive switching supervisory control scheme

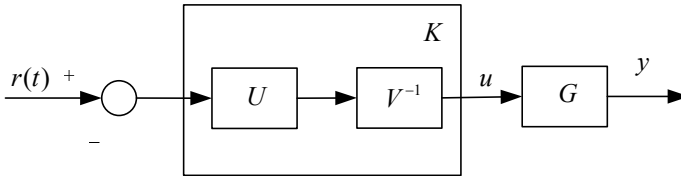


Fig. 4. Closed loop control system with  $K = V^{-1}U$

Using mixed-sensitivity design method  $K_i(s) = V^{-1}(s)U_i(s)$ . Then the following parameterization can be obtained:

$$K_\lambda(s) = \sum_{i=1}^n \lambda_i V_i^{-1}(s)U_i(s) = V_1^{-1} \left( \lambda_1 U_1 + \sum_{i=2}^n \lambda_i V_1 V_i^{-1} U_i \right). \quad (11)$$

Taking  $U_\lambda = \lambda_1 U_1 + \sum_{i=2}^n \lambda_i V_1 V_i^{-1} U_i$ :

$$K_\lambda(s) = V_1^{-1} U_\lambda. \quad (12)$$

By using  $(u, y)$  in  $[0, \tau]$ , optimal  $K_{\lambda^*}(s)$  can be obtained.

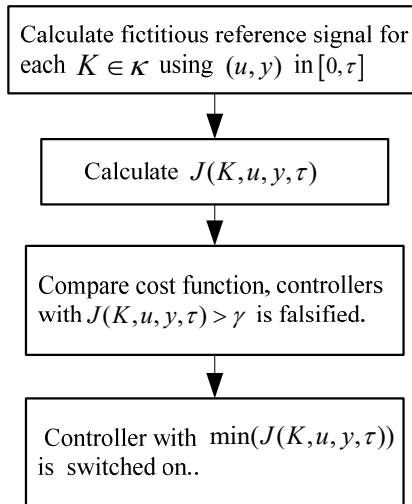


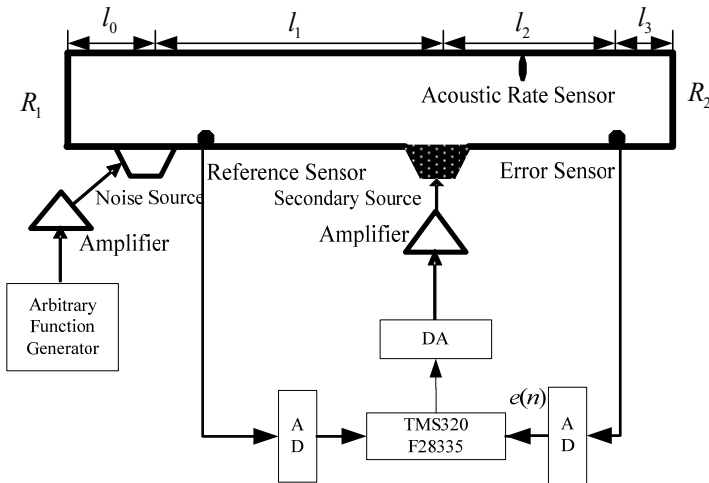
Fig. 5. Falsification algorithm

#### 4. Real time experimental tests and results

To test the proposed adaptive supervisory switching control algorithm, a test experimental platform is constructed using a 10 meters duct with two loudspeakers, two microphones and an acoustic rate sensor. One loudspeaker is used to generate noise while the canceling noise channeled through the other speaker. A microphone is placed in cancellation zone to pick up the resultant noise signal. The experimental platform schematic diagram is shown in Fig. 6. The duct parameters are shown in Table 1. To accelerate the experiment, rather than waiting for condition change, an air-conditioner is employed.

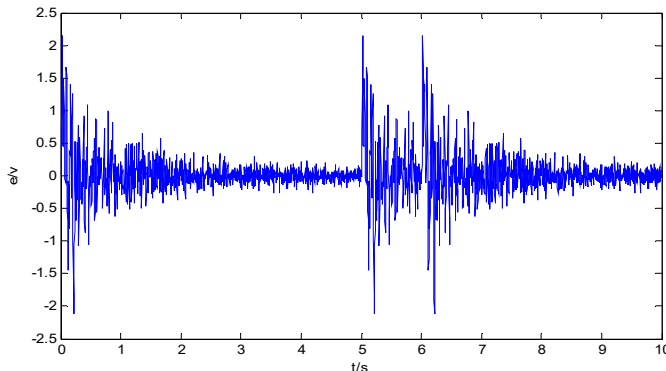
**Table 1.** Duct parameter value

Duct parameter	Symbol	Value
Reflection coefficients	$R_1, R_2$	0.65, 0.65
Duct length	$l_0, l_1, l_2, l_3$	2.2 m; 9.2 m; 5.2 m; 1.8 m



**Fig. 6.** Experimental platform setup

To test the effectiveness of the proposed algorithm, FULMS with online identification algorithm is employed as the compared control algorithm. While the air-conditioner changes slowly, the control performance is shown in Fig. 7. It is clearly that the control performance of FULMS algorithm with online identification is still acceptable. While the air conditioner changes fast, the control performance can be shown in Fig. 8. The FULMS with online identification can not assure the satisfactory control performance any more.



**Fig. 7.** Control performance with slow change of FULMS with online identification

But the proposed algorithm could gurateen a satisfactory suppression performance no matter how the air-conditioner changes, as shown in Fig. 9.

To show the effectiveness of the proposed adaptive switching supervisory control algorithm, a white noise is chosen as the noise source. The control performance is shown in Fig. 10. The noise is suppressed to a great extent.

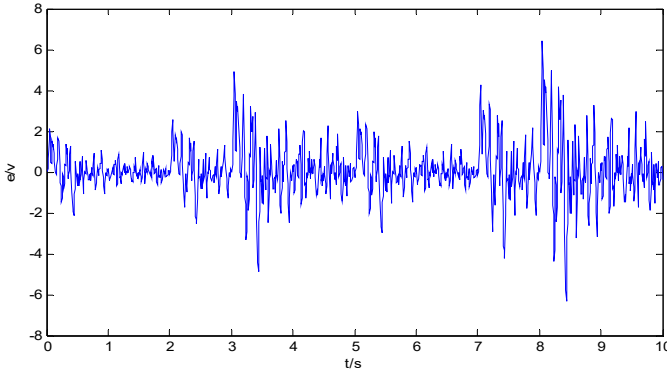


Fig. 8. Control performance with fast change of FULMS with online identification

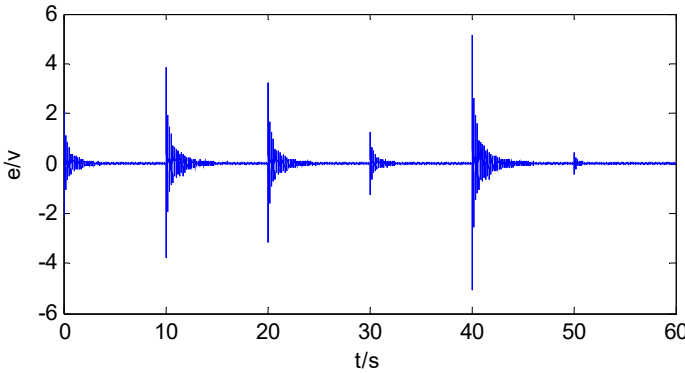


Fig. 9. Control performance of the proposed adaptive switching supervisory control

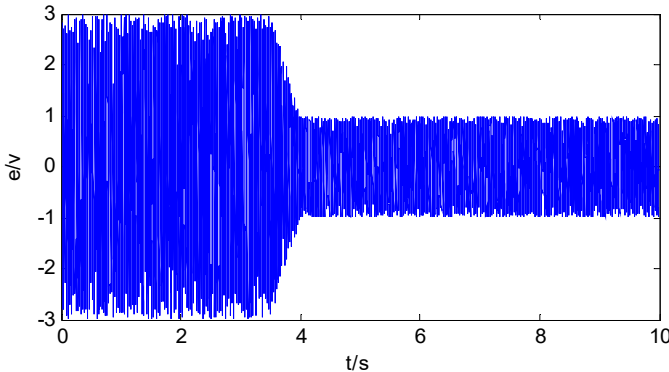


Fig. 10. Control performance of the proposed adaptive switching supervisory control for white noise

## 5. Conclusion

An adaptive switching supervisory control algorithm is proposed with a new controller switching strategy in this paper for active noise suppression of duct-like application. Real time

experiments were done. The experimental results show that the proposed algorithm has good noise suppression performance.

## Acknowledgements

This research is supported by the National Nature Science Foundation of China (No. 61305106, No. 61403123), China Postdoctoral Science Foundation funded project (No. 2013M541505), the Education Department Henan Province Science and Technology project (No. 14A413003), the Doctoral Scientific Fund Project of Henan Institute of Engineering (No. D2013011).

## References

- [1] **George N. V., Panda G.** Advances in active noise control: a survey, with emphasis on recent nonlinear techniques. *Signal Processing*, Vol. 93, Issue 2, 2013, p. 363-377.
- [2] **Li Y., Wang X., Zhang D.** Control strategies for aircraft airframe noise reduction. *Chinese Journal of Aeronautics*, Vol. 26, Issue 2, 2013, p. 249-260.
- [3] **Bo Z., et al.** A filtered-x weighted accumulated LMS algorithm: stochastic analysis and simulations for narrowband active noise control system. *Signal Processing*, Vol. 104, 2014, p. 296-310.
- [4] **Yang I.-H., et al.** Improvement of noise reduction performance for a high-speed elevator using modified active noise control. *Applied Acoustics*, Vol. 79, 2014, p. 58-68.
- [5] **Nelson G., Rajamani R., Erdman A.** Noise control challenges for auscultation on medical evacuation helicopters. *Applied Acoustics*, Vol. 80, 2014, p. 68-78.
- [6] **Kajikawa Y., Woon-Seng G., Sen Maw K.** Recent applications and challenges on active noise control. 8th International Symposium on Image and Signal Processing and Analysis (ISPA), 2013.
- [7] **Bianchi S., Corsini A., Sheard A. G.** A critical review of passive noise control techniques in industrial fans. *Journal of Engineering for Gas Turbines and Power*, Vol. 136, Issue 4, 2013, p. 044001.
- [8] **Snyder S., Brooks L., Moreau D.** *Active Control of Noise and Vibration*. Vol. 1, CRC Press, 2013.
- [9] **Sun G., et al.** Convergence analysis of FxLMS-based active noise control for repetitive impulses. *Applied Acoustics*, Vol. 89, 2015, p. 178-187.
- [10] **Krstajic B., Zecevic Z., Uskokovic Z.** Increasing convergence speed of FxLMS algorithm in white noise environment. *AEU – International Journal of Electronics and Communications*, Vol. 67, Issue 10, 2013, p. 848-853.
- [11] **Wang T., Gan W.-S.** Stochastic analysis of FXLMS-based internal model control feedback active noise control systems. *Signal Processing*, Vol. 101, 2014, p. 121-133.
- [12] **Tabatabaei Ardekani I., Abdulla W. H.** Theoretical convergence analysis of FxLMS algorithm. *Signal Processing*, Vol. 90, Issue 12, 2010, p. 3046-3055.
- [13] **Davari P., Hassanpour H.** Designing a new robust on-line secondary path modeling technique for feedforward active noise control systems. *Signal Processing*, Vol. 89, Issue 6, 2009, p. 1195-1204.
- [14] **Hassanpour H., Davari P.** An efficient online secondary path estimation for feedback active noise control systems. *Digital Signal Processing*, Vol. 19, Issue 2, 2009, p. 241-249.
- [15] **Akhtar M. T., et al.** Online secondary path modeling in multichannel active noise control systems using variable step size. *Signal Processing*, Vol. 88, Issue 8, 2008, p. 2019-2029.
- [16] **Jin G.-Y., et al.** A simultaneous equation method-based online secondary path modeling algorithm for active noise control. *Journal of Sound and Vibration*, Vol. 303, Issues 3-5, 2007, p. 455-474.
- [17] **Safonov M. G., Tsao T.-C.** The unfalsified control concept: a direct path from experiment to controller. *Feedback Control, Nonlinear Systems, and Complexity*, 1995, p. 196-214.



**Chenghu Zhou** received the M.S. degree in electrical theory and new technology from Zhengzhou University, China, in 2007. He is a Lecturer in School of Electrical Information Engineering, Henan Institute of Engineering. His research interests include structure vibration control and contact-less power supply.



**Kuanzhou Lv** received the Bachelor degree in Physics from Huaibei Coal Normal University, China, in 1984. He is an Associate Professor in School of Electrical Information Engineering, Henan Institute of Engineering. His research interests include advanced intelligent control.



**Quanzhen Huang** received the M.S. degree in Control Science from Henan Polytechnic University, China, in 2009, and his Ph.D. degree in Control Science from Shanghai University, China, in 2012, respectively. He is a Lecturer in School of Electrical Information Engineering, Henan Institute of Engineering. His research interests include structure vibration control and advanced intelligent control.



**Li Hengyu** received the B.S. degree in Mechanical Engineering and Automation from Henan Polytechnic University, China, in 2006, and his M.S. and Ph.D. degrees in Mechanical and Electronic Engineering from Shanghai University, China, in 2009 and 2012, respectively. He is a Senior Lecturer in School of Mechatronic Engineering and Automation, Shanghai University. His research interests include mechatronics, robot bionic vision system.