

1371. Free vibration analysis of doubly convex/concave functionally graded sandwich beams

Ashraf M. Zenkour¹, Ibrahim A. Abbas²

¹Department of Mathematics, Faculty of Science, King Abdulaziz University, P. O. Box 80203, Jeddah 21589, Saudi Arabia

¹Department of Mathematics, Faculty of Science, Kafrelsheikh University, Kafr El-Sheikh 33516, Egypt

²Department of Mathematics, Faculty of Science and Arts-Khulais, King Abdulaziz University, Jeddah, Saudi Arabia

²Department of Mathematics, Faculty of Science, Sohag University, Sohag, Egypt

¹Corresponding author

E-mail: ¹zenkour@gmail.com, ²ibrabbas7@yahoo.com

(Received 11 May 2014; received in revised form 30 June 2014; accepted 22 August 2014)

Abstract. This paper presents the highly accurate analytical investigation of the natural frequencies for doubly convex/concave sandwich beams with simply-supported or clamped-supported boundary conditions. The present sandwich beam is made of a functionally graded material composed of metal and ceramic. The properties are graded in the thickness direction of the two faces according to a volume fraction power-law distribution. The bottom surface of the bottom face and the top surface of the top face are both metal-rich material. The core is made of a fully ceramic material. The thickness of the sandwich beam varies along its length according to a quadratic-law distribution. Two types of configuration with doubly convex and doubly concave thickness variations are presented. The governing equation and boundary conditions are derived using the dynamic version of the principle of minimum of the total energy. The objective is to study the natural frequencies, the influence of constituent volume fractions and the effect of configurations of the constituent materials on the frequencies. Natural vibration frequencies of sandwich beams versus many parameters are graphically presented and remarking conclusions are made.

Keywords: sandwich beam, thickness variations, free vibration, functionally graded.

1. Introduction

Functionally graded materials (FGMs) are non-homogeneous but isotropic material which properties vary gradually and continuously with location within the material. FGMs are developed for military, automotive, biomedical application, semi-conductor industry and general structural element in high thermal environments. Many weaknesses of composites can be improved by functionally grading the material to have a smooth spatial variation of material composition, with ceramic-rich material placed at the high-temperature locations and metal-rich material in regions where mechanical properties need to be high.

Natural vibration frequencies of plates are important in the design and analysis of engineering structures in diverse fields as aerospace, ocean and nuclear engineering, electronics, and oil refineries. Loy et al. [1] have studied the vibration of stainless steel and nickel graded cylindrical shells under simply supported ends by using Love's theory and Ray-Ritz method. Pradhan et al. [2] have presented the vibration of a FG cylindrical shell. The effects of boundary condition and volume fractions on the natural frequencies are studied. Reddy and Cheng [3] have studied the harmonic vibration problem of FG plates by means of a three-dimensional asymptotic theory formulated in terms of transfer matrix. Vel and Batra [4] have studied the three-dimensional exact solution for the vibration of FG rectangular plates. Based on the higher-order shear deformation theory, Chen [5] has analyzed the nonlinear vibration of a shear deformable FG plate including the effects of transverse shear deformable and rotary inertia. Giunta et al. [6] have presented the free vibration analysis of FG beams via several axiomatic refined theories.

Sandwich constructions have been developed and utilized for almost many years because of

its outstanding bending rigidity, low specific weight, superior isolating qualities, good fatigue properties, and excellent natural vibration frequencies. The last characteristic is the major reason why sandwich structures are used more often in aerospace vehicles. Chan and Cheung [7] have carried out a dynamic analysis of multilayered sandwich plates using linear elastic theory. Reddy and Kuppasamy [8] have studied the free vibration of laminated and sandwich rectangular plates using 3-D elasticity equations and the associated finite element model. Kanetmatsu et al. [9], Wang [10] and Lee and Fan [11] have proposed the study of the bending and vibration of sandwich plates. The free vibration analysis of fiber reinforced plastic composite sandwich plates have been presented by Meunier and Shenoi [12]. Pandya and Kant [13] have developed a simple finite element formulation for flexural analysis of multilayer symmetric sandwich plates. A study on the eigenfrequencies of sandwich plates has been presented by Kant and Swaminathan [14].

Recently, sandwich construction becomes even more attractive due to the introduction of advanced composite and FGMs. Sandwich structures made from FGMs have increasing use because of smooth variation of material properties along some preferred direction. Zenkour [15] has studied the buckling and free vibration of FG sandwich plates. Studies on vibration of doubly convex/concave sandwich beams made of FGMs have not been seen in the literature. Compared with FG plates and shells, studies for FG beams are relatively less (Sankar [16], Wu et al. [17], Aydogdu and Taskin [18]). Bhangale and Ganesan [19] have presented the buckling and vibration behavior of a FG sandwich beam having constrained viscoelastic layer in thermal environment by using finite element formulation.

In the present article, free vibration analysis of a variable-thickness FG sandwich beam is presented. The governing differential equation is exactly satisfied at every point of the beam. The boundary conditions at the end edges of the beam are also exactly satisfied. The core layer of the beam is made from an isotropic ceramic material. The bottom face is made of a FG metal-ceramic material, which components vary smoothly in the thickness direction from metal to ceramic ones. The top face is made of a FG ceramic-metal material, which constituents vary smoothly in the thickness direction from ceramic to metal ones. The effective material properties of the present FG sandwich beam are determined using a simple power law distribution. Natural frequencies are presented for metal/ceramic/metal FG sandwich beam with variable thickness. Results obtained are tabulated for future comparison with other investigators. Additional results are plotted to show the effects of vibrations in the geometric and lamination parameters.

2. Geometrical preliminaries

The present study considers FGMs composed of metal and ceramic. The grading is accounted for only across the thickness of the sandwich beam. The present approach adopts the smooth and continuous variation of the volume fraction of either ceramic or metal based on the power law index. The bottom face of the present sandwich beam is made from a metal-ceramic FG material, the core layer is still homogeneous and made from a ceramic material, and the top face is made from a ceramic-metal FG material (see Zenkour [15, 20-24]). The present beam is assumed to have length L , width b and variable thickness h , as shown in Figs. 1 and 2. Rectangular Cartesian coordinates (x, y, z) are used and the mid-plane is defined by $z = 0$ and its bounding planes are defined by $z = \pm 1/2h(x)$.

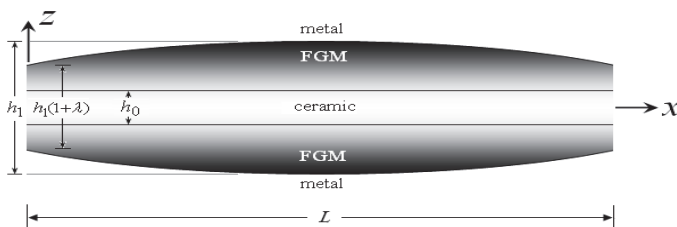


Fig. 1. Plot of the FG sandwich beam with a doubly convex thickness variation ($-0.5 \leq \lambda \leq 0$)

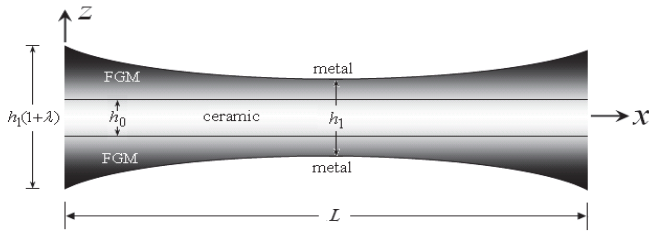


Fig. 2. Plot of the FG sandwich beam with a doubly concave thickness variation ($0 \leq \lambda \leq 0.5$)

A simple power law-type definition for the volume fraction of the metal across the thickness direction of the sandwich beam is assumed. This is defined as:

$$\begin{cases} V^{(1)}(x, z) = \left(\frac{h_0 + 2z}{h_0 - h(x)}\right)^k, & z \in \left[-\frac{h(x)}{2}, -\frac{h_0}{2}\right], \\ V^{(2)}(x, z) = 1, & z \in \left[-\frac{h_0}{2}, \frac{h_0}{2}\right], \\ V^{(3)}(x, z) = \left(\frac{h_0 - 2z}{h_0 - h(x)}\right)^k, & z \in \left[\frac{h_0}{2}, \frac{h(x)}{2}\right], \end{cases} \quad (1)$$

where h_0 is the thickness of the core layer and the volume fraction index k represents the material variation profile through the faces thickness, which is always greater than or equal to zero. The value of k equal to zero represents a fully ceramic beam while the value of k tends to infinity represents fully metal faces with a ceramic core. Based on the volume fraction definition, the effective material property definition follows:

$$P(x, z) = P_m + (P_c - P_m)V^{(n)}(x, z), \quad n = 1, 2, 3. \quad (2)$$

Note that $P(x, z)$ represents the effective material property for each interval while P_m and P_c represent, respectively, the corresponding properties of the metal and ceramic of the FG sandwich beam. The superscript ‘(n)’ stands for the layer number ($n = 1$ means bottom face, $n = 2$ means core, and $n = 3$ means top face). Generally, this study assumes that Young’s modulus E and material density ρ of the FGM change continuously through the thickness direction of the beam and obey the gradation relation given in Eq. (2). It should be noted that the material properties of the considered beam are metal-rich at the bottom and top surfaces ($z = \pm h_0/2$) of the beam and ceramic-rich at the interfaces ($z = \mp h_0/2$).

The total thickness of the beam accounts for doubly convexity/concavity variation in the x direction. It reads:

$$h(x) = h_1[1 + \lambda f(x)], \quad (3)$$

where h_1 is the constant reference thickness value located at the beam center ($h_1 > h_0$), λ is a small thickness parameter show the convexity and the concavity of the thickness variation, and $f(x)$ describes the convex/concave thickness variation of the sandwich beam:

$$f(x) = \left(1 - \frac{x}{L/2}\right)^2. \quad (4)$$

The present sandwich beam has a doubly convex thickness variation when $-0.5 < \lambda < 0$ (see Fig. 1), and it is a doubly concave thickness variation when $0 < \lambda < 0.5$ (see Fig. 2). It is to be noted here that the ends of the beam is $(1 + \lambda)$ times thicker (thinner) than the thickness at the center of the beam, $x = L/2$.

3. Basic equations

The dynamic version of the principle of minimum of the total energy is used to derive the governing equation and associated boundary conditions. It is given in terms of the deflection w and the transverse distributed load q is as:

$$I_0(x)\ddot{w} - \frac{d}{dx}\left(I_2(x)\frac{d\ddot{w}}{dx}\right) - \frac{d^2}{dx^2}\left(I_e(x)\frac{d^2w}{dx^2}\right) = -q, \quad (5)$$

where:

$$\{I_0(x), I_2(x)\} = \int_{-h(x)/2}^{h(x)/2} \rho(x, z)\{1, z^2\}dz, \quad I_e(x) = \int_{-h(x)/2}^{h(x)/2} z^2 E(x, z) dz, \quad (6)$$

in which $E(x, z)$ and $\rho(x, z)$ are given according to Eq. (2). The associated boundary conditions are given as follows:

$$1) w \text{ is specified or } I_2(x)\frac{d\ddot{w}}{dx} + \frac{d}{dx}\left(I_e(x)\frac{d^2w}{dx^2}\right) = 0.$$

$$2) \frac{dw}{dx} \text{ is specified or } \left(I_e(x)\frac{d^2w}{dx^2}\right) = 0.$$

The moment and shear force are given by:

$$M(x) = -bI_e(x)\frac{d^2w}{dx^2}, \quad Q(x) = -b\frac{d}{dx}\left(I_e(x)\frac{d^2w}{dx^2}\right). \quad (7)$$

4. Free vibration of sandwich beams

The edges of the considered beam ($x = 0, L$) have two combinations of simply supported (S) and clamped (C) boundary conditions. The displacement w is presented as products of determined function of the axial coordinate and unknown function of time. For free vibration, the load force q is vanished and the displacement is given by:

$$w = W_m X(\xi)e^{i\omega_m t}, \quad (8)$$

where ω_m denotes the eigenfrequency associated with the m eigenmode, W_m is arbitrary parameter and $\xi (\equiv x/L)$ is the dimensionless axial variable. The function $X(\xi)$ depends on the boundary conditions on the beam edges as follows:

SS:

$$X(\xi) = \sin \mu_m \xi, \quad \mu_m = m\pi. \quad (9)$$

CS:

$$X(\xi) = \cosh \mu_m \xi - \cos \mu_m \xi - \eta_m (\sinh \mu_m \xi - \sin \mu_m \xi),$$

$$\mu_m = \left(m + \frac{1}{4}\right)\pi, \quad \eta_m = \frac{\cos \mu_m + \cosh \mu_m}{\sin \mu_m + \sinh \mu_m}. \quad (10)$$

Using Eq. (8) into the governing equation, Eq. (5), and setting $q = 0$, one obtains:

$$\bar{I}_e \frac{d^4 X}{d\xi^4} + 2 \frac{d\bar{I}_e}{d\xi} \frac{d^3 X}{d\xi^3} + \left[\frac{d^2 \bar{I}_e}{d\xi^2} - \Omega^2 \bar{I}_2 \left(\frac{h_0}{L}\right)^2 \right] \frac{d^2 X}{d\xi^2} - \Omega^2 \left(\frac{h_0}{L}\right)^2 \frac{d\bar{I}_2}{d\xi} \frac{dX}{d\xi} + \Omega^2 \bar{I}_0 X = 0, \quad (11)$$

where:

$$\bar{I}_0 = \frac{I_0(x)}{\rho_c h_0}, \quad \bar{I}_2 = \frac{I_2(x)}{\rho_c h_0^3}, \quad \bar{I}_e = \frac{I_e(x)}{E_c h_0^3}, \quad (12)$$

and

$$\Omega = \omega_m \frac{L^2}{h_0} \sqrt{\frac{\rho_c}{E_c}}, \quad (13)$$

is the frequency parameter of the natural vibration. After imposing the boundary conditions of the problem, Eq. (11) can be solved directly by numerical computation to obtain the positive root of the frequency parameter Ω according to the SS and CS boundary conditions.

5. Numerical examples and discussion

The FGM can be obtained combining two distinct materials such as a metal and a ceramic. The isotropic FG sandwich beam considered in the examples is assumed to be composed of metal (Ti-6Al-4V) and ceramic (zirconia-ZrO₂). The relevant material properties for the constituent materials are listed in Table 1 (Reddy and Chin [25]).

Table 1. Material properties of Ti-6Al-4V/ZrO₂ sandwich beam

	Ti-6Al-4V	ZrO ₂
<i>E</i> (GPa)	105.802	168.4
<i>v</i>	0.2982	0.2979
ρ (10 ³ kg/m ³)	8.9	2.37

The dimensionless fundamental frequencies ($m = 1$) for a doubly convex FG sandwich beam with $h_1/h_0 = 2$ and $L/h_0 = 10$ at the center of sandwich beam are presented in Table 2 for different values of the volume fraction index k and the thickness parameter λ . Similar results for the doubly concave sandwich beam are presented in Table 3. It is to be noted that, frequencies increase as k increases and λ decreases and this irrespective of the boundary conditions. As the volume fraction index k tends to infinity (full ceramic beam), the frequencies are the same for the two shapes of the beam and are independent on the thickness parameter λ .

Table 2. Fundamental frequencies for a doubly convex FG sandwich beam ($h_1/h_0 = 2, L/h_0 = 10$)

λ	BC	$k = 0$	$k = 0.5$	$k = 1.5$	$k = 3.5$	$k = 5.5$	$k = 7.5$	$k = 9.5$	$k \rightarrow \infty$
$\frac{1}{2}$	SS	4.33140	5.11231	5.99776	6.81849	7.21183	7.44358	7.59652	2.01050
	CS	5.80357	6.84438	8.02089	9.10980	9.63159	9.93907	10.14204	3.13970
$\frac{1}{3}$	SS	3.92943	4.63588	5.43469	6.17336	6.52683	6.73492	6.87220	2.01050
	CS	5.43421	6.40635	7.50256	8.51496	8.99941	9.28470	9.47296	3.13970
$\frac{1}{4}$	SS	3.71216	4.37826	5.13004	5.82405	6.15580	6.35101	6.47975	2.01050
	CS	5.23977	6.17570	7.22947	8.20137	8.66605	8.93958	9.12002	3.13970
$\frac{1}{5}$	SS	3.57546	4.21615	4.93823	5.60403	5.92204	6.10910	6.23243	2.01050
	CS	5.11956	6.03308	7.06055	8.00733	8.45972	8.72595	8.90155	3.13970

The dimensionless natural frequencies for a doubly convex ($\lambda = -0.5$) and a doubly concave ($\lambda = 0.5$) FG sandwich beams with $h_1/h_0 = 2, L/h_0 = 10$ and $h_1/h_0 = 2$ and $\xi = 0.5$ are given, respectively, in Tables 4 and 5. Once again, the frequencies increase as k increases and the eigenmode m increases. Some plots are presented for natural frequencies ($m = 5$) of FG sandwich beam ($k = 5.5$) with doubly convex/concave thickness variations ($|\lambda| = 1/3$). All plots shown henceforth are obtained for natural frequencies versus the thickness ratio h_1/h_0 at

$L/h_0 = 10, 15, 20$ and 25 . Figs. 3 and 4 show that the frequencies for beams subjected to SS and CS boundary conditions are stable and increasing with the increase of h_1/h_0 and L/h_0 ratios.

Table 3. Fundamental frequencies for a doubly concave FG sandwich beam ($h_1/h_0 = 2, L/h_0 = 10$)

λ	BC	$k = 0$	$k = 0.5$	$k = 1.5$	$k = 3.5$	$k = 5.5$	$k = 7.5$	$k = 9.5$	$k \rightarrow \infty$
$-\frac{1}{2}$	SS	1.07824	1.31547	1.62791	1.94863	2.11093	2.20886	2.27437	2.01050
	CS	2.96251	3.46706	4.00711	4.48159	4.70096	4.82791	4.91078	3.13970
$-\frac{1}{3}$	SS	1.46901	1.70702	1.94605	2.14111	2.22600	2.27345	2.30374	2.01050
	CS	3.59546	4.22193	4.90950	5.52889	5.82041	5.99067	6.10245	3.13970
$-\frac{1}{4}$	SS	1.95405	2.28825	2.64683	2.96228	3.10815	3.19256	3.24764	2.01050
	CS	3.87333	4.55267	5.30343	5.98420	6.30604	6.49444	6.61831	3.13970
$-\frac{1}{5}$	SS	2.19419	2.57476	2.98946	3.35999	3.53326	3.63410	3.70016	2.01050
	CS	4.03088	4.74005	5.52633	6.24146	6.58024	6.77876	6.90937	3.13970

Table 4. Natural frequencies for a doubly convex FG sandwich beam ($h_1/h_0 = 2, L/h_0 = 10, \lambda = -0.5$)

m	BC	$k = 0$	$k = 0.5$	$k = 1.5$	$k = 3.5$	$k = 5.5$	$k = 7.5$	$k = 9.5$	$k \rightarrow \infty$
3	SS	24.2850	28.5355	33.4461	38.1951	40.5746	42.0165	42.9866	17.8051
	CS	27.5301	32.3342	37.9065	43.3339	46.0722	47.7387	48.8631	20.8278
5	SS	52.5505	61.5724	72.2832	83.1402	88.8323	92.3806	94.8139	47.9605
	CS	56.2863	65.9319	77.4150	89.1082	95.2656	99.1149	101.7595	52.6267
7	SS	82.6627	96.6864	113.6417	131.3489	140.8997	146.9604	151.1679	90.0591
	CS	86.4410	101.0933	118.8311	137.4100	147.4576	153.8380	158.2753	96.0230
9	SS	112.7417	131.7330	154.9500	179.6297	193.1659	201.8473	207.9186	141.3344
	CS	116.3723	136.1056	160.1347	185.5152	199.6253	208.5695	214.7331	148.2557

Table 5. Natural frequencies for a doubly concave FG sandwich beam ($h_1/h_0 = 2, L/h_0 = 10, \lambda = 0.5$)

m	BC	$k = 0$	$k = 0.5$	$k = 1.5$	$k = 3.5$	$k = 5.5$	$k = 7.5$	$k = 9.5$	$k \rightarrow \infty$
3	SS	21.4001	25.1182	29.3835	33.4843	35.5320	36.7710	37.6037	17.8051
	CS	24.6967	28.9792	33.9168	38.7024	41.1101	42.5735	43.5603	20.8278
5	SS	50.2223	58.8216	69.0062	79.3111	84.7087	88.0721	90.3782	47.9605
	CS	54.0201	63.2549	74.2266	85.3776	91.2479	94.9146	97.4334	52.6267
7	SS	80.7744	94.4591	110.9847	128.2286	137.5257	143.4245	147.5193	90.0591
	CS	84.6029	98.9551	116.2173	134.3278	144.1806	150.3806	154.7344	96.0230
9	SS	111.1768	129.8889	152.7484	177.0363	190.3547	198.8957	204.8686	141.3344
	CS	115.5447	135.1096	158.7798	183.2037	198.1876	207.450	213.3862	148.2557

Finally, the dimensionless fundamental frequency is plotted through the length of the FG sandwich beam according to different parameters. Figs. 5 and 6 show plots of the fundamental frequency of a SS doubly convex/concave FG sandwich beam with the volume fraction index $k = 5, h_1/h_0 = 3, L/h_0 = 10$ and for different values of λ . However, Figs. 7 and 8 show plots of the fundamental frequency of a SS doubly convex ($\lambda = -0.5$) or concave ($\lambda = 0.5$) FG sandwich beam with the volume fraction index $k = 3.5, h_1/h_0 = 3$ and for different values of L/h_0 ratio. In addition, Figs. 9 and 10 shows fundamental frequencies of doubly convex/concave SS sandwich beam with fully metallic faces and ceramic core (k tends to infinity).

As shown in Figs. 5-10, results are symmetric about the center of the beam. Frequencies are maximum at the edges of the doubly convex beam and at the center of the doubly concave beam. Once again, frequencies increase as λ decreases. However, the value of λ has a very little effect on frequencies at the center of beam with fully metallic faces and ceramic core.

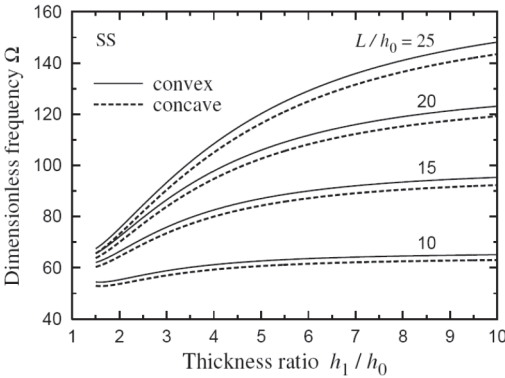


Fig. 3. Natural frequency Ω vs thickness ratio h_1/h_0 for a SS FG sandwich beam with doubly convex/concave thickness variation

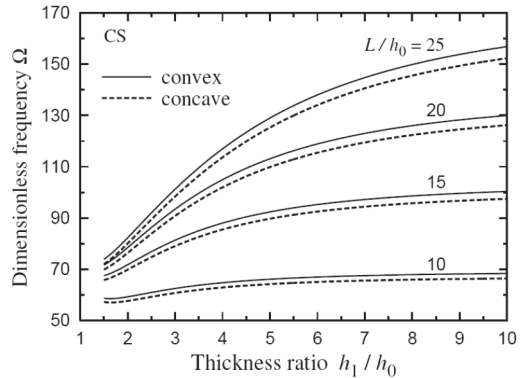


Fig. 4. Natural frequency Ω vs thickness ratio h_1/h_0 for a CS FG sandwich beam with doubly convex/concave thickness variation

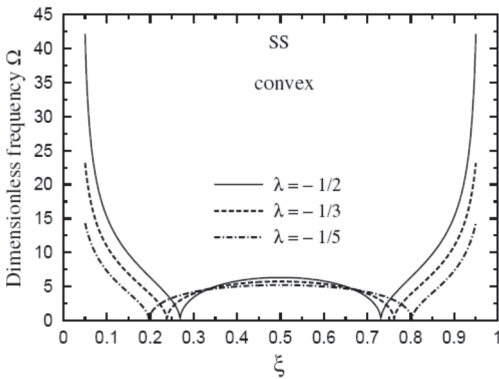


Fig. 5. Fundamental frequency Ω through the length of a doubly convex SS FG sandwich beam for different values of ξ ($k = 5, h_1/h_0 = 3, L/h_0 = 10$)

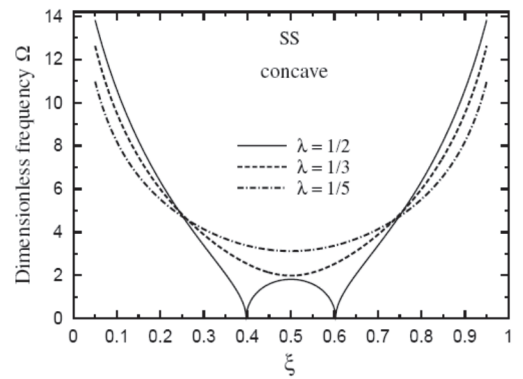


Fig. 6. Fundamental frequency Ω through the length of a doubly concave SS FG sandwich beam for different values of ξ ($k = 5, h_1/h_0 = 3, L/h_0 = 10$)

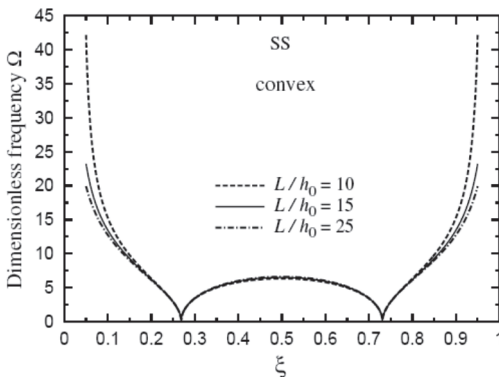


Fig. 7. Fundamental frequency Ω through the length of a doubly convex SS FG sandwich beam for different values of L/h_0 ($k = 3.5, h_1/h_0 = 3$)

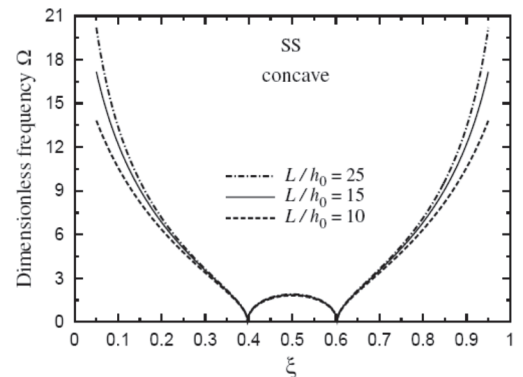


Fig. 8. Fundamental frequency Ω through the length of a doubly concave SS FG sandwich beam for different values of L/h_0 ($k = 3.5, h_1/h_0 = 3$)

6. Conclusions

This article focuses on the derivation of natural vibration frequencies of variable-thickness FG sandwich beams subjected to various boundary conditions. The core layer is composed of a

homogeneous ceramic material while the faces are made of a symmetric FG metal-ceramic material. The material properties such as Young's modulus and material density can vary through the axial and thickness directions of the beam according to a mixed power-law type distributions. Some vibration frequencies for metal-ceramic/ceramic/ceramic-metal sandwich beam with a doubly convex/concave variable thickness are tabulated for future comparisons. The effects of many parameters such as thickness ratio, length-to-core thickness ratio, thickness parameter and the volume fraction index on frequencies are investigated. The results show that the fundamental frequencies are similar to that observed for homogeneous convex/concave beams and the natural frequencies are affected by the thickness variation and the constituent volume fractions and the configurations of the constituent materials.

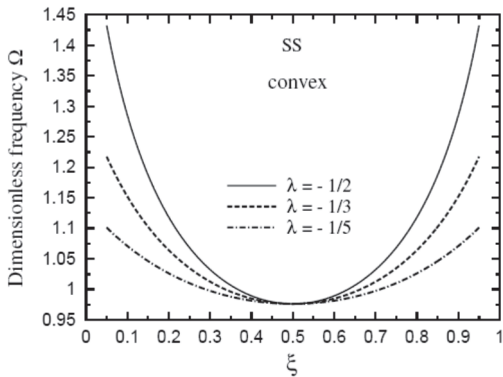


Fig. 9. Fundamental frequency Ω through the length of a doubly convex SS sandwich beam of fully metallic faces and a ceramic core ($k \rightarrow \infty, h_1/h_0 = 3, L/h_0 = 10$)

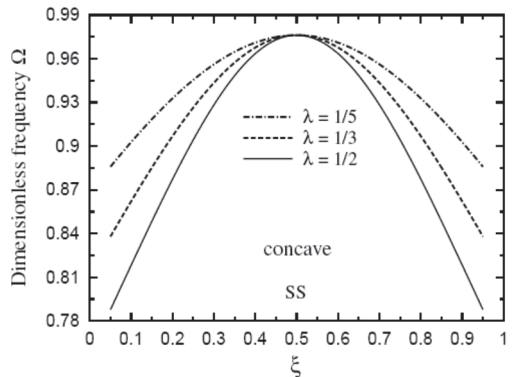


Fig. 10. Dimensionless fundamental frequency Ω through the length of a doubly concave SS sandwich beam of fully metallic faces and a ceramic core ($k \rightarrow \infty, h_1/h_0 = 3, L/h_0 = 10$)

Acknowledgements

This work was funded by the Deanship of Scientific Research (DSR), King Abdulaziz University, Jeddah. The authors, therefore, acknowledge with thanks the DSR technical and financial support.

References

- [1] **Loy C. T., Lam J. N., Reddy J. N.** Vibration of functionally graded cylindrical shells. *International Journal of Mechanical Sciences*, Vol. 41, 1999, p. 309-324.
- [2] **Pradhan S. C., Loy C. T., Lam K. Y., Reddy J. N.** Vibration characteristics of functionally graded cylindrical shells under various boundary conditions. *Applied Acoustics*, Vol. 61, 2000, p. 119-129.
- [3] **Reddy J. N., Cheng Z.-Q.** Frequency of functionally graded plates with three-dimensional asymptotic approach. *Journal of Engineering Mechanics*, Vol. 129, 2003, p. 896-900.
- [4] **Vel S. S., Batra R. C.** Three-dimensional exact solution for the vibration of functionally graded rectangular plates. *Journal of Sound and Vibration*, Vol. 272, 2004, p. 705-730.
- [5] **Chen C.-S.** Nonlinear vibration of a shear deformable functionally graded plate. *Composite Structures*, Vol. 68, 2005, p. 295-302.
- [6] **Giunta G., Crisafulli D., Belouettar S., Carrera E.** Hierarchical theories for the free vibration analysis of functionally graded beams. *Composite Structures*, Vol. 94, 2011, p. 68-74.
- [7] **Chan H. C., Cheung Y. K.** Static and dynamic analysis of multi-layered sandwich plates. *International Journal of Mechanical Sciences*, Vol. 14, 1972, p. 399-406.
- [8] **Reddy J. N., Kuppusamy T.** Natural vibrations of laminated anisotropic plates. *Journal of Sound and Vibration*, Vol. 94, 1984, p. 63-69.
- [9] **Kanematsu H. H., Hirano Y., Iyama H.** Bending and vibration of CFRP – faced rectangular sandwich plates. *Composite Structures*, Vol. 10, 1988, p. 145-163.

- [10] **Wang C. M.** Vibration frequencies of simply supported polygonal sandwich plates via Kirchhoff solutions. *Journal of Sound and Vibration*, Vol. 90, 1996, p. 255-260.
- [11] **Lee L. J., Fan Y. J.** Bending and vibration analysis of composite sandwich plates. *Computers and Structures*, Vol. 60, 1996, p. 103-112.
- [12] **Meunier M., Sheno R. A.** Free vibration analysis of composite sandwich plates. *Proceedings of the Institution of Mechanical Engineers*, Vol. 213, 1999, p. 715-727.
- [13] **Pandya B. N., Kant T.** Higher-order shear deformable theories for flexure of sandwich plates-finite element evaluations. *International Journal of Solids and Structures*, Vol. 24, 1988, p. 1267-1286.
- [14] **Kant T., Swaminathan K.** Analytical solutions for free vibration of laminated composite and sandwich plates based on a higher-order refined theory. *Composite Structures*, Vol. 53, 2001, p. 73-85.
- [15] **Zenkour A. M.** A comprehensive analysis of functionally graded sandwich plates: Part 2-Buckling and free vibration. *International Journal of Solids and Structures*, Vol. 42, 2005, p. 5243-5258.
- [16] **Sankar B. V.** An elasticity solution for functionally graded beams. *Composites Science and Technology*, Vol. 61, 2001, p. 689-696.
- [17] **Wu L., Wang Q. S., Elishakoff I.** Semi-inverse method for axially functionally graded beams with an anti-symmetric vibration mode. *Journal of Sound Vibration*, Vol. 284, 2005, p. 1190-1202.
- [18] **Aydogdu M., Taskin V.** Free vibration analysis of functionally graded beams with simply supported edges. *Materials and Design*, Vol. 28, 2007, p. 1651-1656.
- [19] **Bhangale R. K., Ganesan N.** Thermoelastic buckling and vibration behavior of a functionally graded sandwich beam with constrained viscoelastic core. *Journal of Sound and Vibration*, Vol. 295, 2006, p. 294-316.
- [20] **Zenkour A. M.** A comprehensive analysis of functionally graded sandwich plates: Part 1 – Deflection and stresses. *International Journal of Solids and Structures*, Vol. 42, 2005, p. 5224-5242.
- [21] **Zenkour A. M.** Generalized shear deformation theory for bending analysis of functionally graded plates. *Applied Mathematical Modelling*, Vol. 30, 2006, p. 67-84.
- [22] **Zenkour A. M.** Benchmark trigonometric and 3-D elasticity solutions for an exponentially graded rectangular plate. *Archive of Applied Mechanics*, Vol. 77, 2007, p. 197-214.
- [23] **Zenkour A. M.** The refined sinusoidal theory for FGM plates resting on elastic foundations. *International Journal of Mechanical Sciences*, Vol. 51, 2009, p. 869-880.
- [24] **Abbas I. A., Zenkour A. M.** LS model on electro-magneto-thermoelastic response of an infinite functionally graded cylinder. *Composite Structures*, Vol. 96, 2013, p. 89-96.
- [25] **Reddy J. N., Chin C. D.** Thermomechanical analysis of functionally graded cylinders and plates. *Journal of Thermal Stresses*, Vol. 21, 1988, p. 593-626.



Ashraf M. Zenkour graduated from Mansoura University, Egypt in Mathematics in 1985 and was awarded a M.Sc. and a Ph.D. degree from the same university in 1989 and 1995, respectively. He is a Professor of Applied Mathematics at Kafrelsheikh University, Egypt and he is currently a Professor of Applied Mathematics at King Abdulaziz University, Saudi Arabia. His research interests are in the areas of structural stability, vibration, plated structures and shells. He is the author or co-author of over 150 scientific publications, reviewer of many international journals in Solid Mechanics and Applied Mathematics, and an editorial member of many journals. In addition, he delivered various lectures at national and international conferences. Professor Zenkour research papers have been cited in many articles and textbooks.



Ibrahim A. Abbas was born on November 20, 1971 in Sohag, Egypt. In 2004, he received Ph.D. in Mathematics at South Valley University, Egypt. Member of the Egyptian Mathematical Society. At present, his affiliation is the Sohag University, Egypt. He works in the field of theory of thermoelasticity and fluid mechanics by finite element method and eigenvalue approach. He has published over 100 papers in international journals and 8 conference papers. His more detailed CV can be found in “Who’s Who in Science and Engineering”.