

Biogeosciences, 12, 4565–4575, 2015
www.biogeosciences.net/12/4565/2015/
doi:10.5194/bg-12-4565-2015

© Author(s) 2015. CC Attribution 3.0 License.



Effects of temperature and organic pollution on nutrient cycling in marine sediments

C. Sanz-Lázaro^{1,2}, T. Valdemarsen¹, and M. Holmer¹

¹Department of Biology, University of Southern Denmark, Campusvej 55, 5230 Odense, Denmark

²present address: Departamento de Ciencias del Mar y Biología Aplicada, Universidad de Alicante, P.O. Box 99, 03080 Alicante, Spain

Correspondence to: C. Sanz-Lázaro (carsanz@ua.es)

Received: 12 November 2014 – Published in Biogeosciences Discuss.: 5 January 2015

Revised: 13 July 2015 – Accepted: 15 July 2015 – Published: 3 August 2015

Abstract. Increasing ocean temperature due to climate change is an important anthropogenic driver of ecological change in coastal systems. In these systems sediments play a major role in nutrient cycling. Our ability to predict ecological consequences of climate change is enhanced by simulating real scenarios. Based on predicted climate change scenarios, we tested the effect of temperature and organic pollution on nutrient release from coastal sediments to the water column in a mesocosm experiment. PO_4^{3-} release rates from sediments followed the same trends as organic matter mineralization rates, increased linearly with temperature and were significantly higher under organic pollution than under nonpolluted conditions. NH_4^+ release only increased significantly when the temperature rise was above 6°C , and it was significantly higher in organic polluted compared to nonpolluted sediments. Nutrient release to the water column was only a fraction from the mineralized organic matter, suggesting PO_4^{3-} retention and NH_4^+ oxidation in the sediment. Bioturbation and bioirrigation appeared to be key processes responsible for this behavior. Considering that the primary production of most marine basins is N-limited, the excess release of NH_4^+ at a temperature rise $>6^\circ\text{C}$ could enhance water column primary productivity, which may lead to the deterioration of the environmental quality. Climate change effects are expected to be accelerated in areas affected by organic pollution.

1 Introduction

Ocean temperature rise due to climate change is considered among the most severe anthropogenic drivers of ecological change in marine systems, especially in coastal areas (Halpern et al., 2008). Sea surface temperature (SST) in marine systems is expected to rise by 0.2°C per decade (IPCC, 2007), but in relatively enclosed and shallow coastal areas, such as the Baltic Sea, temperature has risen much more rapidly (1°C in last decade; Mackenzie and Schiedek, 2007; Belkin, 2009) and similar rises are expected for the next decades (Doscher and Meier, 2004). In these areas, heterotrophic processes in sediments prevail due to the generally low availability of light in the seabed due to eutrophication and a high input of labile organic matter (Conley et al., 2009).

Coastal areas are climate-sensitive systems (IPCC, 2007) that play an important role in the mineralization of organic matter (OM; Middelburg et al., 1997). During mineralization, organic phosphorous (P) and nitrogen (N) are transformed into inorganic forms (PO_4^{3-} and NH_4^+ , respectively). OM is mineralized mainly by microbial processes, which are strongly influenced by temperature (Robador et al., 2009). Consequently, climate change may affect nutrient regeneration rates in coastal ecosystems.

PO_4^{3-} can be sequestered in the sediment by adsorption to ferric (oxy)hydroxides and by forming solid ferrous phosphates (Jorgensen, 1983). Sulfides resulting from sulfate reduction may mobilize PO_4^{3-} by reducing ferric oxyhydroxides (Roden and Edmonds, 1997) and by dissolving Fe minerals containing PO_4^{3-} (Gachter and Muller, 2003). Despite the complex interactions among the Fe, S and P pools, PO_4^{3-}

release to the water column is mainly dependent on the redox conditions in the sediment surface, where oxidized Fe keep PO_4^{3-} immobilized. Thus seasonal increases in sediment metabolic rates due to temperature rise may lead to reducing conditions in the sediment surface, resulting in PO_4^{3-} release during summer (Jensen et al., 1995; Cowan and Boynton, 1996). Mineralized N is mainly released to the water column as NH_4^+ (Jorgensen, 1983). NH_4^+ can be further transformed into NO_3^- and NO_2^- through nitrification and end up as N_2 through denitrification or anammox (Thamdrup, 2012). In contrast to NH_4^+ , NO_3^- and NO_2^- , N_2 cannot be directly used by primary producers. Consequently denitrification results in N removal from the ecosystem, preventing eutrophication (Thamdrup and Dalsgaard, 2008). Marine coastal sediments play a major role in supporting primary productivity of the water column by supplying a large part of the nutrient demand for phytoplankton (Nixon, 1981; Kelly et al., 1985). Increases in sea water temperature and input of OM to the sediment are both expected to stimulate the release of inorganic nutrients from the sediment to the water column, which may in turn stimulate primary productivity. Nutrient increase above a certain threshold may lead to algal blooms and subsequent hypoxic or anoxic events, resulting in the deterioration of ecological status (Gray et al., 2002).

Coastal areas gather the greatest human population densities in the world, resulting in high anthropogenic pressure on coastal ecosystems. Thus, many coastal areas are subject to multiple stressors (Halpern et al., 2008) such as different kinds of pollution and global warming. Among the different types of pollution, organic pollution, also known as organic enrichment, is one of the most common in densely populated coastal areas (Islam and Tanaka, 2004). As for temperature, organic enrichment enhances sediment metabolism, mainly by stimulating anaerobic pathways and especially sulfate reduction (Valdemarsen et al., 2009). This effect is magnified when organic pollution and temperature rise co-occur (Sanz-Lázaro et al., 2011b).

Our ability to predict the ecological consequences of climate change is enhanced by simulating realistic future scenarios. Hence, it is important to conduct experiments to elucidate not only the effects of individual drivers of ecological change but also the interactions among them, especially when the interactions among these drivers are not just additive (Falkenberg et al., 2013). Despite the current concerns surrounding global change, little research effort has been made to understand how temperature rise affects the cycling of N and P in coastal sediments (Alsterberg et al., 2012). In fact, the accuracy of predictive biogeochemical models related to the effect of climate change on the coastal eutrophication is restrained due to limited knowledge (Meier et al., 2011). Thus, to improve our forecasting capacity related to climate change, estimates of temperature-driven changes in sediment nutrient release are needed.

The aim of this work is to examine the effects of temperature rise and organic enrichment on sediment nutrient release derived from heterotrophic processes. We used a mesocosm approach and hypothesized that temperature rise due to climate change increases PO_4^{3-} and NH_4^+ release from the sediments as a consequence of increased metabolic rates. We expected an increase in the release of nutrients with temperature, with a more marked effect in organically enriched than in nonorganically enriched sediments, due to the stimulation of anaerobic processes resulting in PO_4^{3-} and NH_4^+ release.

2 Materials and methods

This experiment is the second part of a study. The results on carbon and sulfur cycles are presented in Sanz-Lázaro et al. (2011b), where detailed information on the methods it is given.

2.1 Collection of sediment and polychaetes

The sediment used for experiments was well-sorted, organically poor, Fe-rich sand (0.4 % DW (dry weight) particulate organic carbon (POC), $125 \mu\text{mol cm}^{-3}$ reactive Fe with $220 \mu\text{m}$ average grain size) collected at a depth of 1 m in Fænø Sund, Denmark (for further details see Valdemarsen et al., 2009). The macrofaunal organism used for experiments was the polychaete *Nereis diversicolor*, which was chosen based on its ability to bioirrigate surface sediment and influence microbial reaction rates (Kristensen, 2000; Mermillod-Blondin et al., 2004). *N. diversicolor* was collected from Fællesstrand in the outer part of Odense Fjord, Denmark.

2.2 Experimental setup

Sediment was split into either control (–OM) or organically enriched sediment (+OM). Enrichment was performed by adding 92 g labile OM (finely ground fish feed, Ecolife, Dansk Ørredfoder, with 49.4 % DW POC, 8.1 % DW total nitrogen organic N (TN), 0.9 % DW total P (TP)) to 20 L of sediment. The enrichment corresponded to $26 \text{ mol POC m}^{-2}$, which is comparable to the annual OM deposition at fish or mussel farms (Callier et al., 2006; Holmer et al., 2007; Sanz-Lázaro et al., 2011a).

Sediment was packed into 36 core liners (8 cm internal diameter – i.d.; 35 cm sediment depth) which were distributed into three tanks maintained at 16, 22 or 26 °C containing 65 L GF/F-filtered seawater from Fænø Sund with a salinity of 17 psu. Each tank contained six cores of each –OM and +OM, sediment. The 16 °C treatment was chosen as the reference level of present mean SST for summer months in temperate areas of the Baltic Sea (Kristensen 1993; Holmer and Kristensen 1996). The 22 and 26 °C treatments were chosen as SST climate change scenarios in 60 and 100 years based on the SST temperature rise observed in the last decades (Mackenzie and Schiedek 2007; Belkin, 2009) and expected

rises (Doscher and Meier, 2004; 1 °C per decade in both cases).

The sediment in the cores was left for 3 days to compact and acclimatize. Then three *N. diversicolor* were added to each core to simulate the natural density (Delefosse et al., 2012). The time of polychaete addition was assumed to be the beginning of the experiment ($t = 0$). *N. diversicolor* bioirrigation rates were previously reported in Sanz-Lázaro et al. (2011b). They were calculated based on Br^- -addition experiments and were on average $13\text{--}24 \text{ L m}^{-2} \text{ d}^{-1}$ in the different treatments. There were no significant ($p < 0.05$) effects of temperature or of OM enrichment on bioirrigation rates and all cores were bioirrigated to a depth of 6–8 cm (Sanz-Lázaro et al., 2011b). Bioirrigation rates in the present experiment were similar to the bioirrigation measured previously for other polychaetes (Quintana et al., 2013), and they were within the range of the bioirrigation performed by natural macrofaunal communities (Valdemarsen et al., 2010). Unfortunately irrigation rates and visual observations showed that the added worms died in three +OM cores at 26 °C, and results from these cores were omitted from further analysis. For the rest of the cores no polychaetes were found dead during the experiment, and active *N. diversicolor* were observed in all the rest of the cores. The bromide incubations indicated that *N. diversicolor* ventilated their burrows with the same intensity regardless of OM-enrichment level.

Additionally, six cores with 5 cm i.d. were also filled with –OM and +OM sediment to determine initial element pools in the sediment. Cores were closed at the bottom with rubber stoppers and ~ 20 cm sediment was added, leaving a 10–12 cm headspace above the sediment. During the experiment the water in each tank was kept aerated and changed every week. The cores were kept submerged and in darkness throughout the experiment (25–39 days). More specific details can be found in Sanz-Lázaro et al. (2011b).

2.3 Nutrient fluxes

NH_4^+ and PO_4^{3-} fluxes between sediment and water were measured every 2–4 days during the first 2 weeks and every week during the rest of the experiment. During flux measurements, the water column of each sediment core was sampled and cores were closed with rubber stoppers. Incubations were ended after 3–5 h (–OM) or 1–2 h (+OM), when the rubber stoppers were removed and the water column was sampled again. All samples were GF/F-filtered, transferred to 20 mL plastic vials and frozen (-20°C).

2.4 Sectioning of cores

The three 5 cm i.d. sediment cores of each sediment type (–OM and +OM) were initially sectioned ($t = 0$; henceforth referred to as initial cores), and the remaining cores from every temperature treatment were sectioned at the end of the experiment (henceforth, final cores). Cores were sectioned

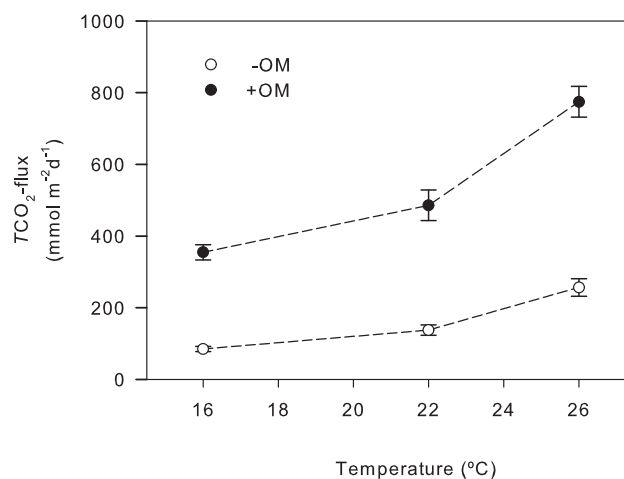


Figure 1. Mineralization rates, shown as flux rates of total CO_2 (mean \pm SE, $n = 6$) versus temperature under nonorganically (–OM) and organically polluted (+OM) conditions modified from Sanz-Lázaro et al. (2011b). Lines are shown to visualize the trajectory but do not represent a regression.

into 1 cm slices up to a depth of 2 cm and into 2 cm slices up to a depth of 16 cm. Every sediment slice was homogenized and subsampled for different analyses. One subsample from each sediment slice was used to measure reactive Fe and phosphate bound to reactive Fe. A subsample of sediment was used for TP measurement. The remaining sediment from each slice was used to determine TN, sediment density and water content. All analytical methods are described below. Since temperature has a strong stimulatory effect on microbial reaction rates, the duration of the temperature treatments varied to prevent porewater sulfate depletion and a shift in sediment metabolism towards methanogenesis. Thus, the sectioning of the sediments at 16, 22 and 26 °C was performed after 39, 32 and 25 days, respectively.

2.5 Sediment metabolic rates

C mineralization rates were estimated as time-integrated total CO_2 (TCO_2) sediment–water–column flux divided by the experiment duration, as described in Sanz-Lázaro et al. (2011b; Fig. 1). TCO_2 fluxes were measured following the same procedures as for nutrient fluxes and TCO_2 concentration was analyzed by flow injection analysis (Hall and Aller, 1992).

2.6 Analyses

NH_4^+ and PO_4^{3-} were analyzed spectrophotometrically on a Lachat QuikChem 8500 autoanalyzer. Reactive Fe was extracted on ~ 0.2 g of sediment subsamples with 5 mL of 0.5 M HCl shaken for 30 min. Then samples were centrifuged for 5 min (3000 rpm, ca. $1000 \times g$) and GF/F filtered. The supernatant was analyzed by the ferrozine method (Stookey, 1970). Fe(II) was determined on the untreated extract, while

Table 1. Depth-integrated (0–16 cm) pools of P and N (mean \pm SE) in the sediment used in the experiment ($n = 3$, initial concentration) and the estimates of the amount of nutrient mineralized during the experiment based on nutrient sediment–water–column fluxes ($n = 6$). Values in square brackets indicate the percentage of the nutrient mineralized out of the total added.

	Initial concentration (mmol m ⁻²)	Mineralized (mmol m ⁻²), by temperature		
		16 °C	22 °C	26 °C
–OM				
P	8178 \pm 548	2.65 \pm 1.12	4.35 \pm 1.71	5.64 \pm 1.42
N	7662 \pm 401	252 \pm 57.5	141 \pm 59.3	441 \pm 138
+OM				
P	8205 \pm 72.1	7.54 \pm 1.33 [4.2]	13.54 \pm 2.4 [7.6]	16.49 \pm 2.24 [9.3]
N	9854 \pm 292	641 \pm 130 [17.9]	623 \pm 121 [17.4]	721 \pm 165 [20.1]

Notes: The 16 °C treatment corresponds to the present mean sea surface temperature (SST) for summer months in the Baltic Sea. The 22 and 26 °C treatments were chosen as SST climate change scenarios in 60 and 100 years based on SST temperature rise observed in the last decades and expected rises (1 °C per decade in both cases). –OM and +OM correspond to nonorganically and organically polluted treatments, respectively. The organic matter addition to +OM cores corresponded to 26 mol POC m⁻², which is comparable to the annual organic matter deposition in areas under the influence of mussel or fish farms. The final cores were maintained at 16, 22 or 26 °C in separate tanks containing filtered seawater.

total Fe (Fe(II)+Fe(III)) was determined after reduction with hydroxylamine (Lovley and Phillips, 1987). Fe(III) was determined as the difference between total Fe and Fe(II). PO₄³⁻ in HCl extracts was also analyzed spectrophotometrically after the addition of Molybdate reagent (Koroleff, 1983) to get a measure of Fe-bound P. Total P was determined on combusted sediment subsamples (520 °C, 2 h), which were boiled in 1 M HCl for 1 h. The supernatant was analyzed for PO₄³⁻ as described above. TN was determined on a Carlo Erba CHN EA1108 elemental analyzer, following Kristensen and Andersen (1987). Sediment density was determined gravimetrically by weighing a known volume of sediment using cutoff syringes. Water content was measured as weight loss after drying (105 °C, > 12 h).

2.7 Data analysis

Significant differences in the content of solid-phase nutrients were tested by pair-wise *t* tests. Comparisons were done between initial –OM and +OM cores and between the initial and each final treatment within each sediment type (–OM and +OM).

Average nutrient efflux rates were estimated as time-integrated nutrient effluxes divided by the experiment duration. To compare the trends of the time-integrated effluxes between –OM and +OM treatments with temperature, we ran regression models considering temperature, the continuous covariate and OM enrichment as a fixed factor. According to the data on the trends of the time-integrated effluxes with increasing temperature, we considered different regression models. We used the second-order Akaike information criterion (AICc) to choose the best model, since it is a good compromise between fitting and the complexity of the model

and it is recommended when the sample size is relatively low (Burnham and Anderson, 2002). In all regressions temperature was centered at 26 °C, so intercepts showed mean values of effluxes at this temperature. The significance of the regression coefficients was tested by ANOVA. Homoscedasticity was checked using Levene's test and normality with *p*–*p* plots. Analyses were run in R (v. 2.15.0), and linear regressions were implemented using the *lm* function (R Development Core Team, 2012). All data were reported as mean \pm standard error (SE), and statistical tests were conducted with a significance level of $\alpha = 0.05$.

We calculated the molar ratio of C : N : P in the added OM based on its composition and calculated the molar C : N : P ratio in the sediment based on POC, TN and TP content in unenriched and enriched sediment. We estimated C : N : P ratios of organic matter being mineralized based on TCO₂, NH₄⁺ and PO₄³⁻ effluxes. C and TCO₂ effluxes were reported in Sanz-Lázaro et al. (2011b).

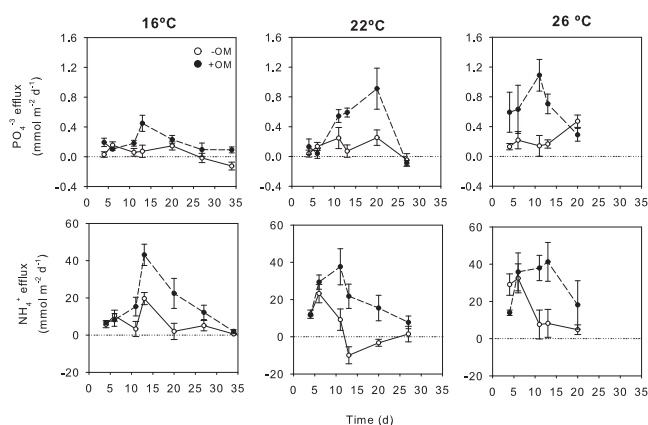
3 Results

3.1 P in sediment

TP concentration in initial –OM and +OM sediment showed similar values (Table 1). The initial enrichment with fish feed should have resulted TP that was 0.4 mol m⁻² higher in +OM cores than in –OM cores (4.7 % of the TP in the sediment), but this was not evident from our measurements, probably due to high variability between subsamples. Hence, there were no detectable differences in the TP content between initial –OM and +OM cores ($p > 0.05$). Additionally, there were no significant differences in TP content between

Table 2. Depth-integrated (0–16 cm) pools of reactive Fe(III) and P bound to reactive Fe (mean \pm SE) for initial cores ($n = 3$) and final cores ($n = 6$). See notes below Table 1 for explanation of treatments.

	Initial concentration (mol m^{-2})	Final concentration (mol m^{-2}), by temperature		
		16 °C	22 °C	26 °C
–OM				
Reactive Fe(III)	2.5 ± 0.1	2.0 ± 0.3	1.8 ± 0.1	2.3 ± 0.5
P bound to Fe	2.5 ± 0.1	2.1 ± 0.2	2.5 ± 0.2	2.6 ± 0.3
+OM				
Reactive Fe(III)	2.3 ± 0.2	1.9 ± 0.2	2.5 ± 0.3	2.3 ± 0.5
P bound to Fe	2.1 ± 0.2	2.4 ± 0.2	2.6 ± 0.3	2.0 ± 0.2

**Figure 2.** PO_4^{3-} and NH_4^+ efflux rates ($n = 6$, mean \pm SE) during the experiment at the three temperature scenarios under nonorganic (–OM) and organic enrichment (+OM) conditions. Dotted lines are the line of reference corresponding to 0.

the initial and each final treatment within each sediment type (–OM and +OM). Fe-bound P at the beginning of the experiment also showed similar values in –OM and +OM cores (Table 2).

3.2 N in sediment

PON (particulate organic nitrogen) content in initial –OM cores was significantly lower ($p < 0.05$) than in +OM cores. Additionally, there were no significant differences in PON content between the initial and each final treatment within each sediment type (–OM and +OM). The initial enrichment with fish feed should have resulted in an extra 3.6 mol m^{-2} (46.8% of the PON concentration in the sediment), which would have been close to the measured enrichment (28.6% of the PON in the sediment; Table 1).

3.3 Fe in sediment

Pools of reactive Fe(III) were very similar between initial –OM and +OM cores, as well as between treatments at the end of the experiment (Table 2). Fe(III) concentration was always high in the first centimeter of the sediment in all treatments but also showed a high variability, ranging from 35.5 ± 4.3 to $12.7 \pm 3.6 \mu\text{mol cm}^{-3}$.

3.4 Nutrient release

PO_4^{3-} efflux showed a similar temporal pattern in the different treatments: an increase in the first days, a peak at intermediate stages and then decreasing effluxes towards the end (Fig. 2). The peaks of PO_4^{3-} efflux were stimulated by OM enrichment and temperature. Average PO_4^{3-} efflux showed a linear increasing trend with temperature in both –OM and +OM cores (Fig. 3a). The AICc showed that PO_4^{3-} effluxes were best fitted with a linear regression (Table A1). The regression analysis showed that average PO_4^{3-} efflux increased linearly with temperature ($p < 0.05$) in –OM and +OM cores. There were significant differences between –OM and +OM treatments at 26 °C ($p < 0.05$), and the significant interaction term of the regression ($p < 0.05$) indicated a steeper temperature response in +OM compared to –OM treatments (Table 3).

The overall trend of NH_4^+ efflux was similar to PO_4^{3-} efflux. NH_4^+ effluxes increased at the beginning, peaked and then decreased towards the end (Fig. 2). The range of the NH_4^+ effluxes was stimulated by both organic enrichment and temperature. The trend of average NH_4^+ effluxes over the whole experiment was not as clear as for PO_4^{3-} effluxes (Fig. 3b). NH_4^+ effluxes were clearly stimulated at 26 °C in both sediment types, however. According to the AICc, the trend of NH_4^+ efflux over temperature was best fitted with an exponential regression (Table A1). The regression analysis showed significant increasing NH_4^+ effluxes with temperature following a nonlinear trajectory ($p < 0.05$) in both –OM

Table 3. Coefficients (means at 26 °C) of the regression model for PO_4^{3-} and NH_4^+ sediment–water–column flux (i.e., efflux) rates with temperature for nonorganically polluted (–OM) and organically polluted (+OM) treatments. Regression model for PO_4^{3-} corresponds to a first-order polynomial regression, while for NH_4^+ it corresponds to an exponential regression (Table A1). Significant effects ($p < 0.05$) are indicated in bold.

	PO_4^{3-} efflux rate	NH_4^+ efflux rate
	Coefficient (SE)	Coefficient (SE)
Intercept	0.207 (0.047)	13.58 (3.26)
OM	0.420 (0.076)	12.45 (5.27)
Temperature	0.016 (0.008)	0.946 (0.524)
OM x Temperature	0.028 (0.012)	0.108 (0.803)

and +OM sediment. There were significant differences between –OM and +OM treatments at 26 °C ($p < 0.05$). The interaction term of the regression did not show significant differences. Thus, NH_4^+ efflux in –OM and +OM cores followed a similar trend with temperature although at different ranges (Table 3).

Temperature increase enhanced PO_4^{3-} and NH_4^+ effluxes, especially in +OM cores, but the amount of total mineralized PO_4^{3-} and NH_4^+ only corresponded to ~ 10 and ~ 20 %, respectively, of initial P and N in the different treatments (Table 1).

3.5 C : N : P ratios

The C : N, C : P and N : P ratios of the added OM were 5.2, 21.3 and 4.1, respectively. C : N, C : P and N : P ratios were similar in the initial –OM and +OM cores. The ratios of C, N and P at the end of the experiment were calculated based on CO_2 , NH_4^+ and PO_4^{3-} effluxes. C : N, C : P and N : P ratios at the end of the experiment were generally greater in –OM than in +OM cores, although there was no clear trend with temperature treatments (Table 4).

4 Discussion

Our results show that temperature rise resulted in different trends in sediment nutrient release of PO_4^{3-} and NH_4^+ under both organic and nonorganic enrichment conditions. While sediment PO_4^{3-} release followed a linear trend with increasing temperature, the NH_4^+ release from sediment show nonlinear trends, notably increasing when temperature increments were above 6 °C.

4.1 PO_4^{3-} release

The measured PO_4^{3-} effluxes at 16 °C were within the range of effluxes measured in coastal sediments in the Baltic Sea (Sundby et al., 1992; Jensen et al., 1995). PO_4^{3-} effluxes in-

Table 4. Initial C : N : P ratios of the organic matter in the sediment, estimated from particulate organic carbon, total nitrogen and total phosphorus and overall C : N : P ratios estimated from nutrient and total CO_2 flux over the experimental period. C and total CO_2 flux data were reported in Sanz-Lázaro et al. (2011b). See notes below Table 1 for explanation of treatments.

	Initial ratio in the sediment	Overall ratio of the effluxes, by temperature		
		16 °C	22 °C	26 °C
–OM				
C : N	12.7	13.3	25.3	15.1
C : P	11.6	849	656	988
N : P	0.9	63.8	25.9	65.3
+OM				
C : N	11.6	21.6	25.0	26.8
C : P	13.5	1866	1157	1174
N : P	1.2	86.5	46.3	43.7

creased linearly with temperature in both –OM and +OM treatments, but the slope of the regression was significantly steeper in +OM cores compared to –OM cores. This suggests that the temperature-dependent increase in PO_4^{3-} effluxes is enhanced by OM enrichment. The temperature effect on PO_4^{3-} release was comparable to the temperature effect on total C metabolism in both organically enriched and nonorganically enriched conditions (Sanz-Lázaro et al., 2011b). However, the release of PO_4^{3-} was much lower than that of $T\text{CO}_2$, as indicated by high C : P ratios, suggesting that organic P was either less labile compared to organic C or that inorganic PO_4^{3-} was retained in the sediment to a larger extent than C. Taking into account that the added OM (fish feed) is highly labile, our data suggest PO_4^{3-} retention in the sediment, which could be associated with adsorption to oxidized forms of Fe (Jensen et al., 1995).

P retention in marine sediments is controlled by the forms of P, Fe and S in the sediment, by interactions between these pools, and by the sediment redox conditions (Roden and Edmonds, 1997; Gachter and Muller, 2003). Generally, in sediments with an oxic surface layer, oxidized Fe acts as a lid for PO_4^{3-} , which is adsorbed to ferric Fe, preventing its release into the water column (Rozan et al., 2002). In this experiment, the PO_4^{3-} binding capacity was not easily exhausted due to the large pool of Fe(III) (tens of millimoles) in the first centimeter of the sediment. This explanation was also supported by the fact that the levels of PO_4^{3-} bound to Fe(III) showed low variation between initial and final cores. The oxic conditions of the sediment surface were maintained in all treatments despite metabolism enhancement and a subsequent increase in sulfide production, which was especially notable in the +OM treatments. The continuous oxygenation of surface sediment due to *N. diversicolor* bioturbation

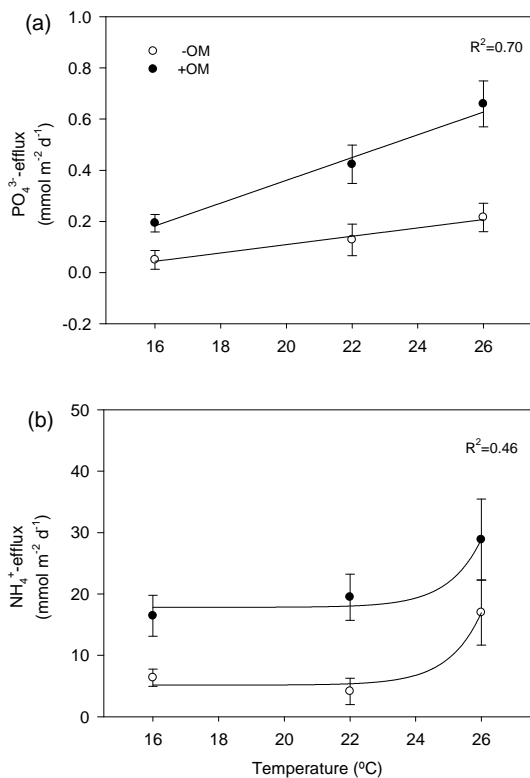


Figure 3. Nutrient sediment–water–column flux rates ($n = 6$, mean \pm SE) versus temperature under nonorganically (–OM) and organically polluted (+OM) conditions. Lines indicate significant ($p < 0.05$) regressions for –OM and +OM treatments. Type of regression was chosen according to the AICc (corrected Akaike information criterion; Table A1). R^2 refers to the whole regression model for each nutrient, which includes the factor OM.

and bioirrigation (Sanz-Lázaro et al., 2011b) was probably critical for maintaining an oxic sediment surface with high Fe(III) concentrations, since dramatically stimulated sediment metabolism is expected to notably diminish the Fe(III) pool of the sediment in the absence of macrofauna (Valdemarsen et al., 2009). All these results suggest that the capacity of the sediment to retain PO_4^{3-} was maintained despite high metabolic rates due to organic enrichment and elevated temperatures.

The PO_4^{3-} retention may be diminished in sediments with a low pool of Fe(III) (Roza et al., 2002) and/or with no bioturbating macrofauna (Bartoli et al., 2009). Hence, under such conditions the PO_4^{3-} efflux could be much higher than measured in this experiment. A longer experiment could also have resulted in decreased PO_4^{3-} retention because of the exhaustion of the binding sites of PO_4^{3-} with Fe(III) (Jørgensen, 1996). Nevertheless, the capacity of the sediment to retain PO_4^{3-} is notable considering that the amount of OM added in this experiment corresponded to the total OM deposited on the seabed below fish farms during a year, and that the OM added has a high reactivity, which implies that most of the

OM is mineralized initially. Thus, marine sediment can act as a relevant sink of P, even under severe scenarios of temperature rise and organic enrichment, as long as it has a large enough pool of Fe and the macrofauna keeps the surface of the sediment under oxic conditions.

4.2 NH_4^+ release

Rates of NH_4^+ effluxes at 16 °C were within the range reported from previous laboratory experiments at similar conditions with non-enriched or enriched sediment (Valdemarsen et al., 2009, 2010). The 2–4-fold stimulation of NH_4^+ efflux due to temperature rise was in the same range observed in sediments from coastal areas (i.e., a temperature rise of ca. 10 °C during summer resulted in 2- to 4-fold increases in NH_4^+ efflux; Kristensen, 1993). As with PO_4^{3-} , the release rates of NH_4^+ were always higher in +OM cores than in –OM treatments for a given temperature, highlighting that OM enrichment had a stimulatory effect on NH_4^+ release. This was expected since high NH_4^+ release is often observed in sediments enriched with labile organic matter (Christensen et al., 2000; Valdemarsen et al., 2012). NH_4^+ release was not stimulated by a temperature between 16 and 22 °C, but above 22 °C NH_4^+ release increased nonlinearly in both –OM and +OM treatments. The notable increase in NH_4^+ release at a temperature increment of 10 °C in both –OM and +OM treatments led us to speculate that the efficiency of NH_4^+ oxidizing pathways is lowered at high temperatures; nevertheless, the data of C : N ratios pointed to an opposite hypothesis.

The C : N ratios of C and N release during the experiment were always higher than the C : N ratios of the sediment OM, in particular when the temperature rise was high. This suggests that part of the mineralized N is not released to the water column as NH_4^+ but is transformed into other N compounds. NH_4^+ could be nitrified in the oxidized surface sediment or in *N. diversicolor* burrows and subsequently reduced to N_2 via anammox or denitrification (Thamdrup, 2012). Previous studies show that both denitrification and anammox are stimulated by increasing temperatures (Nowicki, 1994; Alsterberg et al., 2012; Canion et al., 2014) and by the availability of OM (Nowicki, 1994; Thamdrup and Dalsgaard, 2002; Engstrom et al., 2005), which supports the data from this experiment. Nevertheless, evidence based on NO_3^- and NO_2^- data are needed to confirm this hypothesis. Despite this, NH_4^+ is the dominant form of dissolved inorganic N effluxing from organically enriched sediments (Christensen et al., 2000; Holmer et al., 2003), while coupled nitrification–denitrification rarely exceeds 1–2 $\text{mmol m}^{-2} \text{d}^{-1}$ in marine sediments (Middelburg et al., 1996). We are therefore confident that the NH_4^+ release rates can act as a proxy for total inorganic N release to the water column.

Despite the fact that bioturbation and bioirrigation by macrofauna promote OM mineralization, in the present ex-

periment both PO_4^{3-} and NH_4^+ effluxes were below the expected levels of the mineralized organic matter. In the case of PO_4^{3-} , this can be explained by the PO_4^{3-} retention capacity of the sediment that is promoted by macrofauna activity (Bartoli et al., 2009). In the case of NH_4^+ , these results could be explained because macrofauna promotes NH_4^+ -oxidizing processes and the coupling between nitrification and denitrification (Gilbert et al., 1995). Thus, sediment reworking processes of macrofauna promote nutrient recycling while preventing eutrophication.

Additionally it should be considered that the experiment was performed in darkness, as the experiment was designed to simulate the generally low availability of light at the sediment surface in relatively enclosed and shallow coastal areas exposed to eutrophication, such as in the Danish coastal areas. Nevertheless, in other areas with more light availability autotrophic processes are also important. This could lead to different results with regards to nutrient release rates from the sediment.

In conclusion, in future scenarios of climate change, sediment PO_4^{3-} release is expected to increase following the trends observed for OM mineralization rates in the sediment. The magnitude of the release of PO_4^{3-} is influenced not only by local OM deposition rates but also by sediment characteristics, particularly the amount of reactive Fe in sediment. NH_4^+ release from sediment is not expected to increase substantially with temperature increments of up to 6 °C, in organically polluted and in nonpolluted sediments. However, more severe temperature rises may be associated with a non-linear increase in the release of NH_4^+ from sediments. As most marine basins are N-limited, the excess release of NH_4^+ may set in motion a cascade of negative effects leading to deteriorating environmental quality. These effects are expected to be more detrimental in organically polluted areas and in coastal basins with no or restricted exchange with ocean waters.

Appendix A

Table A1. AICc (corrected Akaike information criterion) of the different regression models for PO_4^{3-} and NH_4^+ efflux rates.

	AICc	
	PO_4^{3-} efflux rates	NH_4^+ efflux rates
$y_i = \beta_0 + \beta_1 x_i$	-31.940	247.60
$y_i = \beta_0 + \beta_1 e^{x_i}$	-23.032	243.04
$y_i = \beta_0 + \beta_1 x_i + \beta_2 x_i^2$	-26.321	248.63
$y_i = \beta_0 + \beta_1 \frac{1}{x_i}$	-30.336	248.95

The Supplement related to this article is available online at doi:10.5194/bg-12-4565-2015-supplement.

Acknowledgements. The authors are grateful to the technicians at Økolab, Department of Biology, University of Southern Denmark, for their help with the chemical analysis. CS was supported by the Ministerio de Educación y Ciencia of Spain. We thank the referees for helping to improve the manuscript with their suggestions.

Edited by: T. Treude

References

- Alsterberg, C., Sundback K., and Hulth S.: Functioning of a Shallow-Water Sediment System during Experimental Warming and Nutrient Enrichment, *Plos One*, 7, e51503, 2012.
- Bartoli, M., Longhi D., Nizzoli D., Como S., Magni P., and Viaroli P.: Short term effects of hypoxia and bioturbation on solute fluxes, denitrification and buffering capacity in a shallow dystrophic pond, *J. Exp. Mar. Biol. Ecol.*, 381, 105–113, 2009.
- Belkin, I. M.: Rapid warming of Large Marine Ecosystems, *Prog. Oceanogr.*, 81, 207–213, 2009.
- Burnham, K. P. and Anderson D. R.: *Model Selection and Multimodel Inference: A Practical Information-Theoretic Approach* Springer-Verlag, 2002.
- Callier, M. D., Weise A. M., McKindsey C. W., and Desrosiers G.: Sedimentation rates in a suspended mussel farm (Great-Entry Lagoon, Canada): biodeposit production and dispersion, *Mar. Ecol.-Prog. Ser.*, 322, 129–141, 2006.
- Canion, A., Kostka, J. E., Gihring, T. M., Huettel, M., van Beusekom, J. E. E., Gao, H., Lavik, G., and Kuypers, M. M. M.: Temperature response of denitrification and anammox reveals the adaptation of microbial communities to in situ temperatures in permeable marine sediments that span 50° in latitude, *Biogeosciences*, 11, 309–320, doi:10.5194/bg-11-309-2014, 2014.
- Christensen, P. B., Rysgaard S., Sloth N. P., Dalsgaard T., and Schwaerter S.: Sediment mineralization, nutrient fluxes, denitrification and dissimilatory nitrate reduction to ammonium in an estuarine fjord with sea cage trout farms, *Aquat. Microb. Ecol.*, 21, 73–84, 2000.
- Conley, D. J., Bjorck S., Bonsdorff E., Carstensen J., Destouni G., Gustafsson B. G., Hietanen S., Kortekaas M., Kuosa H., Meier H. E. M., Muller-Karulis B., Nordberg K., Norkko A., Nurnberg G., Pitkanen H., Rabalais N. N., Rosenberg R., Savchuk O. P., Slomp C. P., Voss M., Wulff F., and Zillen L.: Hypoxia-Related Processes in the Baltic Sea, *Environ. Sci. Technol.*, 43, 3412–3420, 2009.
- Cowan, J. L. W. and Boynton W. R.: Sediment-water oxygen and nutrient exchanges along the longitudinal axis of Chesapeake Bay: Seasonal patterns, controlling factors and ecological significance, *Estuaries*, 19, 562–580, 1996.
- Delefosse, M., Banta G. T., Canal-Verges P., Penha-Lopes G., Quintana C. O., Valdemarsen T., and Kristensen E.: Macrobenthic community response to the *Marenzelleria viridis* (Polychaeta) invasion of a Danish estuary, *Mar. Ecol.-Prog. Ser.*, 461, 83–94, 2012.
- Doscher, R. and Meier H. E. M.: Simulated sea surface temperature and heat fluxes in different climates of the Baltic Sea, *Ambio*, 33, 242–248, 2004.
- Engstrom, P., Dalsgaard T., Hulth S., and Aller R. C.: Anaerobic ammonium oxidation by nitrite (anammox): Implications for N₂ production in coastal marine sediments, *Geochim. Cosmochim. Ac.*, 69, 2057–2065, 2005.
- Falkenberg, L. J., Connell S. D., and Russell B. D.: Disrupting the effects of synergies between stressors: improved water quality dampens the effects of future CO₂ on a marine habitat, *J. Appl. Ecol.*, 50, 51–58, 2013.
- Gachter, R. and Muller B.: Why the phosphorus retention of lakes does not necessarily depend on the oxygen supply to their sediment surface, *Limnol. Oceanogr.*, 48, 929–933, 2003.
- Gilbert, F., Bonin P., and Stora G.: Effect of Bioturbation on Denitrification in A Marine Sediment from the West Mediterranean Littoral, *Hydrobiologia*, 304, 49–58, 1995.
- Gray, J. S., Wu R. S., and Or Y. Y.: Effects of hypoxia and organic enrichment on the coastal marine environment, *Mar. Ecol.-Prog. Ser.*, 238, 249–279, 2002.
- Hall, P. O. and Aller R. C.: Rapid, Small-Volume, Flow-Injection Analysis for Sigma-CO₂ and NH₄⁺ in Marine and Fresh-Waters, *Limnol. Oceanogr.*, 37, 1113–1119, 1992.
- Halpern, B. S., Walbridge S., Selkoe K. A., Kappel C. V., Micheli F., D'Agrosa C., Bruno J. F., Casey K. S., Ebert C., Fox H. E., Fujita R., Heinemann D., Lenihan H. S., Madin E. M. P., Perry M. T., Selig E. R., Spalding M., Steneck R., and Watson R.: A global map of human impact on marine ecosystems, *Science*, 319, 948–952, 2008.
- Holmer, M. and Kristensen E.: Seasonality of sulfate reduction and pore water solutes in a marine fish farm sediment: The importance of temperature and sedimentary organic matter, *Biogeochemistry*, 32, 15–39, 1996.
- Holmer, M., Duarte C. M., Heilskov A., Olesen B., and Terrados J.: Biogeochemical conditions in sediments enriched by organic matter from net-pen fish farms in the Bolinao area, Philippines, *Mar. Pollut. Bull.*, 46, 1470–1479, 2003.
- Holmer, M., Marbà N., Díaz-Almela E., Duarte C. M., Tsapakis M., and Danovaro R.: Sedimentation of organic matter from fish farms in oligotrophic Mediterranean assessed through bulk and stable isotope (delta C-13 and delta N-15) analyses, *Aquaculture*, 262, 268–280, 2007.
- IPCC.: *Climate Change 2007: Synthesis Report* Cambridge University Press, Cambridge, 2007.
- Islam, M. S. and Tanaka M.: Impacts of pollution on coastal and marine ecosystems including coastal and marine fisheries and approach for management: a review and synthesis, *Mar. Pollut. Bull.*, 48, 624–649, 2004.
- Jensen, H. S., Mortensen P. B., Andersen F. O., Rasmussen E., and Jensen A.: Phosphorus Cycling in A Coastal Marine Sediment, Aarhus Bay, Denmark, *Limnol. Oceanogr.*, 40, 908–917, 1995.
- Jorgensen, B. B.: Processes at the sediment-water interface, in: *The major biogeochemical cycles and their interactions*, edited by: Bolin, B. and Cook, K. B., John Wiley and Sons, Chichester, UK, 477–515, 1983.
- Jorgensen, B. B.: Material flux in the sediment, in: *Eutrophication in coastal marine ecosystems*, edited by: Jorgensen, B. B. and Richardson, K.: American Geophysical Union, Washington, DC, 115–135, 1996.

- Kelly, J. R., Berounsky V. M., Nixon S. W., and Oviatt C. A.: Benthic-Pelagic Coupling and Nutrient Cycling Across An Experimental Eutrophication Gradient, *Mar. Ecol.-Prog. Ser.*, 26, 207–219, 1985.
- Koroleff, F.: Determination of nutrients, in: *Methods of seawater analysis*, edited by: Grasshof, K., Ehrhardt, M., and Kremling, K.: Verlag Chemie, Weinheim, 125–187, 1983.
- Kristensen, E.: Seasonal variations in benthic community metabolism and nitrogen dynamics in a shallow, organic-poor lagoon, *Estuar. Coast. Shelf Sci.*, 36, 565–586, 1993.
- Kristensen, E.: Organic matter diagenesis at the oxic/anoxic interface in coastal marine sediments, with emphasis on the role of burrowing animals, *Hydrobiologia*, 426, 1–24, 2000.
- Kristensen, E. and Andersen F. O.: Determination of Organic-Carbon in Marine-Sediments – A Comparison of 2 Chn-Analyzer Methods, *J. Exp. Mar. Biol. Ecol.*, 109, 15–23, 1987.
- Lovley, D. R. and Phillips E. J. P.: Rapid Assay for Microbially Reducible Ferric Iron in Aquatic Sediments, *Appl. Environ. Microbiol.*, 53, 1536–1540, 1987.
- Mackenzie, B. R. and Schiedek D.: Daily ocean monitoring since the 1860s shows record warming of northern European seas, *Global Change Biol.*, 13, 1335–1347, 2007.
- Meier, H. E. M., Eilola K., and Almroth E.: Climate-related changes in marine ecosystems simulated with a 3-dimensional coupled physical-biogeochemical model of the Baltic Sea, *Clim. Res.*, 48, 31–55, 2011.
- Mermillod-Blondin, F., Rosenberg R., Francois-Carcaillet F., Norling K., and Mauclaire L.: Influence of bioturbation by three benthic infaunal species on microbial communities and biogeochemical processes in marine sediment, *Aquat. Microb. Ecol.*, 36, 271–284, 2004.
- Middelburg, J. J., Soetaert K., and Herman P. M. J.: Empirical relationships for use in global diagenetic models, *Deep-Sea Res.*, 44, 327–344, 1997.
- Middelburg, J. J., Soetaert K., Herman P. M. J., and Heip C. H. R.: Denitrification in marine sediments: A model study, *Global Biogeochem. Cy.*, 10, 661–673, 1996.
- Nixon, S. W.: Remineralization and nutrient cycling in coastal marine ecosystems Springer, 1981.
- Nowicki, B. L.: The effect of temperature, oxygen, salinity, and nutrient enrichment on estuarine denitrification rates measured with a modified nitrogen gas flux technique, *Estuar. Coast. Shelf Sci.*, 38, 137–156, 1994.
- Quintana, C. O., Kristensen E., and Valdemarsen T.: Impact of the invasive polychaete *Marenzelleria viridis* on the biogeochemistry of sandy marine sediments, *Biogeochemistry*, 115, 95–109, 2013.
- R Development Core Team.: R: A language and environment for statistical computing, reference index version 2.15.0 R Foundation for Statistical Computing, Vienna, Austria, 2012.
- Robador, A., Bruchert V., and Jorgensen B. B.: The impact of temperature change on the activity and community composition of sulfate-reducing bacteria in arctic versus temperate marine sediments, *Environ. Microbiol.*, 11, 1692–1703, 2009.
- Roden, E. E. and Edmonds J. W.: Phosphate mobilization in iron-rich anaerobic sediments: Microbial Fe(III) oxide reduction versus iron-sulfide formation, *Archiv fur Hydrobiologie*, 139, 347–378, 1997.
- Rozan, T. F., Tallefert M., Trouwborst R. E., Glazer B. T., Ma S., Herszage J., Valdes L. M., Price K. S., and Luther III, G. W.: Iron-sulfur-phosphorus cycling in the sediments of a shallow coastal bay: Implications for sediment nutrient release and benthic macroalgal blooms, *Limnol. Oceanogr.*, 47, 1346–1354, 2002.
- Sanz-Lazaro, C., Belando M. D., Marín-Guirao L., Navarrete-Mier F., and Marín A.: Relationship between sedimentation rates and benthic impact on Maërl beds derived from fish farming in the Mediterranean, *Mar. Environ. Res.*, 71, 22–30, 2011a.
- Sanz-Lazaro, C., Valdemarsen T., Marin A., and Holmer M.: Effect of temperature on biogeochemistry of marine organic-enriched systems: implications in a global warming scenario, *Ecol. Appl.*, 21, 2664–2677, 2011b.
- Stookey, L. L.: Ferrozine – A New Spectrophotometric Reagent for Iron, *Anal. Chem.*, 42, 779–781, 1970.
- Sundby, B., Gobeil C., Silverberg N., and Mucci A.: The phosphorus cycle in coastal marine sediments, *Limnol. Oceanogr.*, 1129–1145, 1992.
- Thamdrup, B.: New Pathways and Processes in the Global Nitrogen Cycle, *Annu. Rev. Ecol. Evol. S.*, 43, 407–428, 2012.
- Thamdrup, B. and Dalsgaard T.: Production of N₂ through anaerobic ammonium oxidation coupled to nitrate reduction in marine sediments, *Appl. Environ. Microbiol.*, 68, 1312–1318, 2002.
- Thamdrup, B. and T. Dalsgaard.: Nitrogen Cycling in Sediments, in: *Microbial Ecology of the Oceans*, edited by: Kirchman, D. L., John Wiley and Sons, Hoboken, New Jersey, USA, 527–568, 2008.
- Valdemarsen, T., Kristensen E., and Holmer M.: Metabolic threshold and sulfide-buffering in diffusion controlled marine sediments impacted by continuous organic enrichment, *Biogeochemistry*, 95, 335–353, 2009.
- Valdemarsen, T., Kristensen E., and Holmer M.: Sulfur, carbon, and nitrogen cycling in faunated marine sediments impacted by repeated organic enrichment, *Mar. Ecol.-Prog. Ser.*, 400, 37–53, 2010.
- Valdemarsen, T., Bannister R. J., Hansen P. K., Holmer M., and Ervik A.: Biogeochemical malfunctioning in sediments beneath a deep-water fish farm, *Environ. Pollut.*, 170, 15–25, 2012.