

**OPEN ACCESS**


## Quarkonium production measurements and searches for exotic quarkonia at CMS

To cite this article: Ilse Krätschmer and the CMS Collaboration 2014 *J. Phys.: Conf. Ser.* **556** 012012

View the [article online](#) for updates and enhancements.

### Related content

- [Quarkonia and Exotics at LHCb](#)  
Philippe Ghez and the Lhcb Collaboration
- [Studies of exotic quarkonium states at CMS](#)  
Alessandra Fanfani and CMS Collaboration
- [Measurement of  \$J/\psi\$  production in Pb–Pb and pp collisions at the LHC with the ALICE experiment](#)  
Martino Gagliardi and the ALICE Collaboration



**IOP | ebooks™**

Bringing together innovative digital publishing with leading authors from the global scientific community.

Start exploring the collection—download the first chapter of every title for free.

# Quarkonium production measurements and searches for exotic quarkonia at CMS

**Ilse Krättschmer**

On behalf of the CMS Collaboration  
Institute of High Energy Physics Vienna, Austria

E-mail: [ilse.kratschmer@cern.ch](mailto:ilse.kratschmer@cern.ch)

**Abstract.** The CMS experiment at the LHC studies conventional and exotic quarkonia. CMS measured the quarkonium polarization of prompt  $\Psi(nS)$  and  $\Upsilon(nS)$  states, using 2011 data taken in pp collisions at  $\sqrt{s} = 7$  TeV. No strong polarization was observed in any of the states. Using the  $\Psi(nS)$  polarization results and other polarization hypotheses, the prompt  $\Psi(nS)$  differential production cross section was determined up to and even beyond 100 GeV. The production of X(3872) in its decay to  $J/\psi\pi^+\pi^-$  was also measured, using data taken in pp collisions at  $\sqrt{s} = 7$  TeV. The cross section times the branching fraction of the X(3872) relative to the one of  $\psi(2S)$  and the fraction of X(3872) originating from B decays were determined. With the help of these results, the prompt X(3872) differential cross section times branching fraction as a function of  $p_T$  was extracted. Furthermore, a search for the exotic quarkonium,  $X_b$ , decaying to  $\Upsilon(1S)\pi^+\pi^-$  in the mass range of 10 to 11 GeV was conducted, using data collected in pp collisions at  $\sqrt{s} = 8$  TeV. No evidence of a  $X_b$  signal was observed. An upper limit on the relative inclusive production cross section times branching ratio of the  $X_b$  and  $\Upsilon(2S)$  states at 95% CL was set.

## 1. Introduction

Quarkonia are an ideal system to study how the strong interaction binds quarks into hadrons since the formation of the initial quark-antiquark pair and the transformation into a bound state happens at very different timescales [1]. Quarkonium production and polarization are strongly intertwined. This paper starts with a short discussion of CMS quarkonium polarization measurements followed by recent results on the quarkonium production by CMS. CMS also conducted searches and studies of exotic quarkonia which are presented in Section 4.

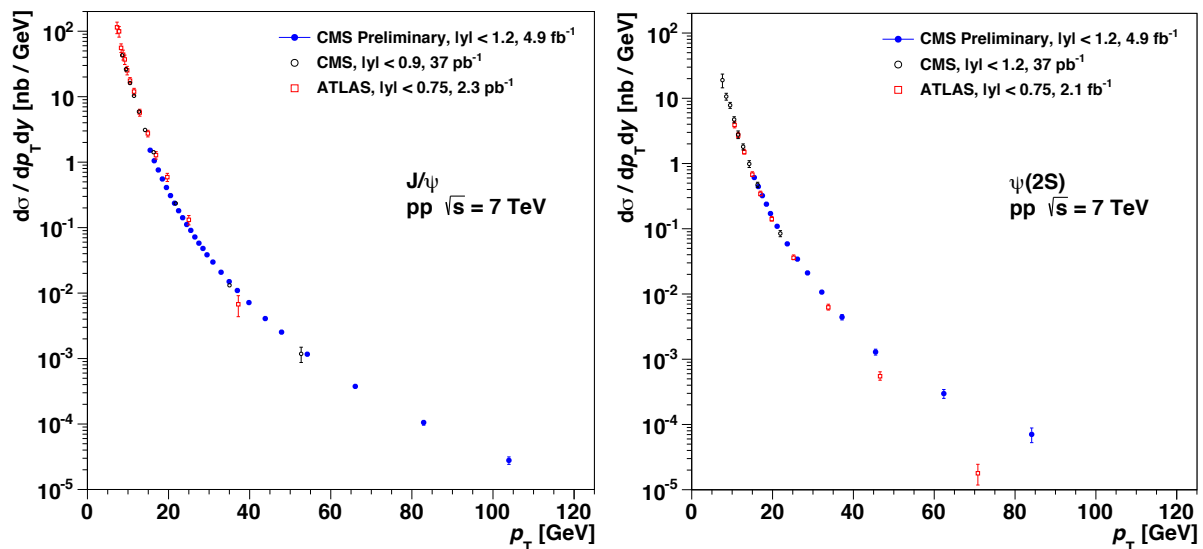
## 2. Quarkonium polarization

Quarkonium polarization measurements are one of the most challenging ones in the description of quarkonium production. The polarization of  $J^{PC} = 1^{--}$  quarkonium states can be studied through the angular decay distribution of the leptons (here muons). The most general observable distribution of a parity-conserving dilepton decay of vector particles can be written as

$$W(\cos\vartheta, \varphi|\vec{\lambda}) = \frac{3/(4\pi)}{(3 + \lambda_\vartheta)} (1 + \lambda_\vartheta \cos^2\vartheta + \lambda_\varphi \sin^2\vartheta \cos 2\varphi + \lambda_{\vartheta\varphi} \sin 2\vartheta \cos\varphi), \quad (1)$$

where  $\vec{\lambda} = (\lambda_\vartheta, \lambda_\varphi, \lambda_{\vartheta\varphi})$  represents the frame-dependent polarization parameters and  $\vartheta$  and  $\varphi$  are the polar and azimuthal angles of the positive muon with respect to the  $z$ -axis of the





**Figure 1.** Differential production cross section for the prompt  $J/\psi$  (left) and  $\psi(2S)$  state (right), for  $|y| < 1.2$ , compared to previous CMS [10] and ATLAS measurements [11, 12]. In case of the  $\psi(2S)$ , preliminary ATLAS results are used. The global uncertainties from the integrated luminosity and from the branching fractions are not shown.

chosen reference frame [2, 3]. CMS used three different reference frames: the center-of-mass helicity frame (HX) coinciding with the direction of the quarkonium momentum, the Collins-Soper frame [4] and the perpendicular helicity frame [5].

CMS determined the three frame-dependent polarization parameters and the frame-invariant quantity  $\tilde{\lambda} = (\lambda_\theta + 3\lambda_\varphi)/(1 - \lambda_\varphi)$  in the three reference frames for the prompt  $\psi(nS)$  ( $n=1,2$ ) and  $\Upsilon(nS)$  ( $n=1,2,3$ ) mesons. A dimuon data sample taken in pp collisions at  $\sqrt{s} = 7$  TeV corresponding to a total integrated luminosity of  $4.9 \text{ fb}^{-1}$  was used. Quarkonia are seen to be produced essentially unpolarized, with observed polarization levels much smaller than those predicted by most theoretical calculations [6, 7].

### 3. Quarkonium production

The experimental measurement of quarkonium production strongly depends on the polarization. The most recent CMS measurement of the prompt  $\psi(nS)$  production cross section [8] uses four different polarization scenarios in the acceptance calculation: no polarization, two extreme polarizations ( $\lambda_\theta^{\text{HX}} = \pm 1$ ) and the polarization as measured by CMS averaged over all dimuon  $p_T$  and  $|y|$  ranges. The same data sample as in the  $\psi(nS)$  polarization measurements was used. The efficiency and acceptance corrected yields of the prompt  $\psi(nS)$  mesons were extracted using an unbinned maximum likelihood fit to the dimuon invariant mass and decay length distribution [9].

Figure 1 shows the unpolarized double differential cross section of the prompt  $\psi(nS)$  mesons in comparison to CMS measurements using 2010 data [10] and results from ATLAS [11, 12]. The most recent CMS measurement considerably extends the reach in transverse momentum,  $p_T$ , with respect to the previous one. In case of the  $\psi(2S)$ , the findings of CMS disagree with the preliminary result of ATLAS at high  $p_T$ . However, the final result of ATLAS [13] shows better agreement with the CMS measurements.

#### 4. Exotic quarkonia

In the last decade, a plethora of exotic states decaying into heavy quarkonia have been observed. Amongst the first ones to be discovered was the X(3872) state [14].

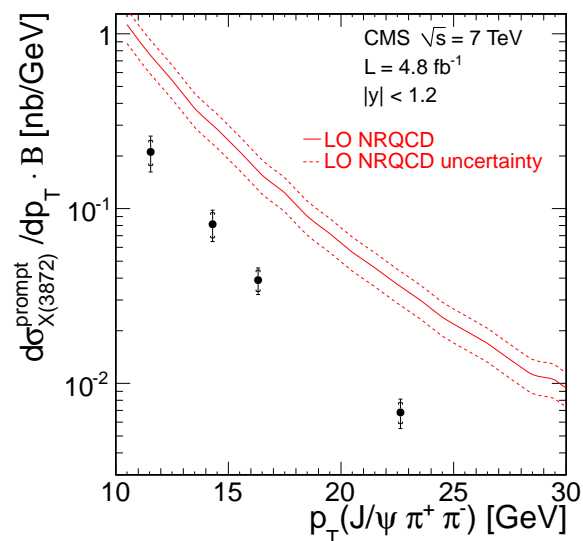
CMS studied the production of X(3872) decaying to  $J/\psi\pi^+\pi^-$  in pp collisions at  $\sqrt{s} = 7$  TeV [15]. The data used corresponds to a total integrated luminosity of  $4.8 \text{ fb}^{-1}$ . The inclusive cross section times branching fraction of X(3872) relative to the one of  $\psi(2S)$  was determined as a function of  $p_T$ . Additionally, the fraction of X(3872) originating from B decays was measured to be  $6.56 \pm 0.29$  (stat.)  $\pm 0.65$  (syst.)%. Using these results and the prompt  $\psi(2S)$  cross section measurement [10], the differential production cross section of X(3872) was calculated. Figure 2 shows a comparison of the measured rate with Non Relativistic Quantum ChromoDynamics (NRQCD) calculations [16]. While the prediction is larger than the measurement, the dependence on  $p_T$  is reasonably well modelled.

CMS also looked for the bottomonium counterpart,  $X_b$ , of the X(3872) state [17]. The analysis was based on a data sample collected in pp collisions at  $\sqrt{s} = 8$  TeV, corresponding to an integrated luminosity of  $20.7 \text{ fb}^{-1}$ . The mass of the  $X_b$  has been predicted to lie between 10 and 11 GeV [18, 19, 20]. Therefore, a search for the  $X_b$  decaying to  $\Upsilon(1S)\pi^+\pi^-$  was conducted in the mass range of 10 and 11 GeV, excluding the  $\Upsilon(2S)$  and  $\Upsilon(3S)$  regions. No excess signal was observed. Upper limits on the inclusive production cross section times the branching fraction of the  $X_b$  relative to the one of  $\Upsilon(2S)$  were set at the 95% confidence level (CL). The upper limits range between 0.9 - 5.4%, as shown in Fig. 3. These are the first upper limits on the production of a possible  $X_b$  from a hadron collider.

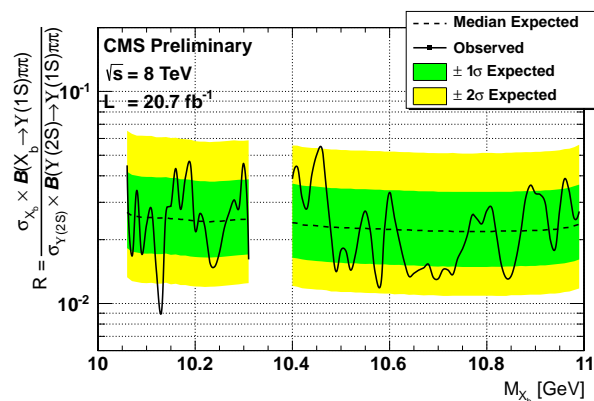
#### 5. Summary

CMS performed measurements of the polarizations of the prompt  $\psi(nS)$  and  $\Upsilon(nS)$  states, using data collected in pp collisions at  $\sqrt{s} = 7$  TeV. No strong polarization was observed for any of the quarkonium states studied. Using the  $\psi(nS)$  polarization results and other polarization hypotheses, the double differential cross sections of the prompt  $\psi(nS)$  states were determined. These measurements considerably extend the reach in  $p_T$  up to and even beyond 100 GeV.

CMS also conducted studies with exotic quarkonia like the production of the X(3872) using data taken in pp collisions at  $\sqrt{s} = 7$  TeV. The fraction of X(3872) originating from B decays was measured to be  $(6.56 \pm 0.29$  (stat.)  $\pm 0.65$  (syst.))%. The inclusive cross section times



**Figure 2.** Measured differential cross section for the prompt X(3872) production times branching fraction, B, of the decay to  $J/\psi\pi^+\pi^-$  as a function of  $p_T$ . The inner error bars represent the statistical uncertainty, while the outer error bars indicate the total uncertainty. The NRQCD calculations [16] are shown by the solid red line with the dotted lines representing the uncertainty.



**Figure 3.** Exclusion limits on the production cross section times the branching fraction of the  $X_b \rightarrow \Upsilon(1S)\pi^+\pi^-$  relative to the one of  $\Upsilon(2S) \rightarrow \Upsilon(1S)\pi^+\pi^-$  as a function of the  $X_b$  mass, at 95% CL. The solid curve shows the observed limits, while the dashed curve represents the limits expected for a pure background hypothesis.

branching fraction of  $X(3872)$  relative to the one of  $\psi(2S)$  and the cross section times branching fraction of the prompt  $X(3872)$  were determined as a function of  $p_T$ .

A search for the counter part of the  $X(3872)$  in the bottomonium spectrum, the  $X_b$ , was performed with  $\sqrt{s} = 8$  TeV data collected in pp collisions. No evidence of a  $X_b$  signal was found, but upper limits on the relative inclusive production cross section times branching ratio of the  $X_b$  and  $\Upsilon(2S)$  at 95% CL were set. These are the first upper limits for  $X_b$  with hadron collider data.

## 6. Acknowledgments

The author is supported by the Austrian Science Fund (FWF): P24167.

## References

- [1] Brambilla N et al 2011 *Eur. Phys. J. C* **71** 1534
- [2] Faccioli P, Lourenço C and Seixas J 2010 *Phys. Rev. D* **81** 111502
- [3] Faccioli P, Lourenço C, Seixas J and Wöhri H K 2010 *Eur. Phys. J. C* **69** 657
- [4] Collins J C and Soper D E 1977 *Phys. Rev. D* **16** 2219
- [5] Braaten E, Kang D, Lee J and Yu C 2009 *Phys. Rev. D* **79** 014025
- [6] The CMS Collaboration 2013 *Phys. Lett. B* **727** 381
- [7] The CMS Collaboration 2013 *Phys. Rev. Lett.* **110** 081802
- [8] The CMS Collaboration *CMS-PAS-BPH-14-001*
- [9] CMS Collaboration 2011 *Eur. Phys. J. C* **71** 1575,
- [10] The CMS Collaboration 2012 *J. High Energy. Phys.* **02** 011
- [11] The ATLAS Collaboration 2011 *Nucl. Phys. B* **850** 387
- [12] The ATLAS Collaboration *ATLAS-CONF-2013-094*
- [13] The ATLAS Collaboration *arXiv:1407.5532* Sub. to *J. High Energy. Phys.*
- [14] The Belle Collaboration 2003 *Phys. Rev. Lett.* **91** 262001
- [15] The CMS Collaboration 2013 *J. High Energy. Phys.* **04** 154
- [16] Artoisenet P and Braaten E 2010 *Phys. Rev. D* **81** 114018
- [17] The CMS Collaboration 2013 *Phys. Lett. B* **727** 57
- [18] Ebert D, Faustov R N and Galkin V O 2006 *Phys. Lett. B* **634** 214
- [19] Ebert D, Faustov R N and Galkin V O 2009 *Mod. Phys. Lett. A* **24** 567
- [20] Matheus R D, Narison S, Nielsen M and Richard J M 2007 *Phys. Rev. D* **75** 014005