



**UNIVERSITY OF LEEDS**

This is a repository copy of *Dimensional reduction of direct statistical simulation*.

White Rose Research Online URL for this paper:  
<http://eprints.whiterose.ac.uk/160554/>

Version: Accepted Version

---

**Article:**

Allawala, A, Tobias, SM and Marston, JB (2020) Dimensional reduction of direct statistical simulation. *Journal of Fluid Mechanics*, 898. A21. ISSN 0022-1120

<https://doi.org/10.1017/jfm.2020.382>

---

© The Author(s), 2020. This is an author produced version of an article published in *Journal of Fluid Mechanics*. Uploaded in accordance with the publisher's self-archiving policy.

**Reuse**

Items deposited in White Rose Research Online are protected by copyright, with all rights reserved unless indicated otherwise. They may be downloaded and/or printed for private study, or other acts as permitted by national copyright laws. The publisher or other rights holders may allow further reproduction and re-use of the full text version. This is indicated by the licence information on the White Rose Research Online record for the item.

**Takedown**

If you consider content in White Rose Research Online to be in breach of UK law, please notify us by emailing [eprints@whiterose.ac.uk](mailto:eprints@whiterose.ac.uk) including the URL of the record and the reason for the withdrawal request.



[eprints@whiterose.ac.uk](mailto:eprints@whiterose.ac.uk)  
<https://eprints.whiterose.ac.uk/>

# Dimensional Reduction of Direct Statistical Simulation

Altan Allawala<sup>1,2</sup>, S. M. Tobias<sup>3</sup> and J. B. Marston<sup>1,4†</sup>

<sup>1</sup>Department of Physics, Brown University, Providence, Rhode Island 02912-1843, USA

<sup>2</sup>JPMorgan Chase & Co., 237 Park Ave., New York, New York 10016

<sup>3</sup>Department of Applied Mathematics, University of Leeds, Leeds LS2 9JT, UK

<sup>4</sup>Brown Theoretical Physics Center, Box S, Brown University, Providence, Rhode Island 02912 USA

(Received xx; revised xx; accepted xx)

Direct Statistical Simulation (DSS) solves the equations of motion for the statistics of turbulent flows in place of the traditional route of accumulating statistics by Direct Numerical Simulation (DNS). That low-order statistics usually evolve slowly compared with instantaneous dynamics is one important advantage of DSS. Depending on the symmetry of the problem and the choice of averaging operation, however, DSS is usually more expensive computationally than DNS because even low-order statistics typically have higher dimension than the underlying fields. Here we show that it is in some cases possible to go much further by using a form of unsupervised learning, Proper Orthogonal Decomposition (POD), to address the “curse of dimensionality.” We apply POD directly to DSS in the form of expansions in the equal-time cumulants to second order (CE2). We explore two averaging operations (zonal and ensemble) and test the approach on two idealized barotropic models of fluid on a rotating sphere (a jet that relaxes deterministically towards an unstable profile, and a stochastically-driven flow that spontaneously organizes into jets). We show that the method offers the possibility of parameter continuation, in the reduced basis, for the lower order statistics of the flow. Order-of-magnitude savings in computational cost are sometimes obtained in the reduced basis, potentially enabling access to parameter regimes beyond the reach of DNS.

## 1. Introduction

Statistical descriptions are appropriate for turbulent flows. In nature such flows are rarely homogeneous and isotropic; instead they typically exhibit rich correlations that reflect the presence of coherent structures, with statistics that evolve only slowly in time, or not at all. The large range of spatial and temporal scales spanned by turbulent flows often makes their Direct Numerical Simulation (DNS) computationally prohibitive (Bauer *et al.* 2015; Tobias 2019). Fifty years ago Lorenz pointed to an alternative approach that “consists of deriving a new system of equations whose unknowns are the statistics themselves” (Lorenz 1967). Such Direct Statistical Simulation (DSS) has seen, in recent years, a number of successful applications (Farrell & Ioannou 2007; Marston *et al.* 2008; Marston 2010; Tobias *et al.* 2011; Marston 2012; Tobias & Marston 2013; Constantinou *et al.* 2014; Marston *et al.* 2019; Laurie *et al.* 2014).

Many well-established approaches can be considered instances of DSS. For example the probability distribution function can be obtained from the Fokker-Planck equation by numerical methods, but this is limited to dynamical systems of at most a few

† Email address for correspondence: marston@brown.edu

dimensions (Bergman & Spencer Jr 1992; Pichler *et al.* 2013; von Wagner & Wedig 2000; Naess & Hegstad 1994; Kumar & Narayanan 2006; Allawala & Marston 2016). Another form of DSS, Large Deviation Theory (Varadhan 1966; Bouchet & Simonnet 2009; Laurie & Bouchet 2015; Bouchet *et al.* 2018), focuses on extreme or rare events. Other methods such as those developed by Kolmogorov (Batchelor 1947), Kraichnan (Frisch 1995), and others (Legras 1980; Holloway & Hendershott 1977; Huang *et al.* 2001) provide an approximate description of some statistical properties of turbulent flows but assume homogeneity and usually isotropy. Many flows in geophysics and astrophysics spontaneously develop features such as coherent vortices and zonal banding (Marston *et al.* 2019; Skitka *et al.* 2020). Furthermore, in engineering applications turbulence often interacts with non-trivial mean flows (see e.g. Barkley 2016). Therefore, any statistical method that can appropriately treat such systems needs to respect such asymmetries. One such scheme of DSS that meets these requirements is that of low-order expansions in equal-time (but spatially nonlocal) cumulants. Since low-order statistics are spatially smoother than the corresponding dynamical fields (or instantaneous flow), the approach can capture the macroscopic features of turbulent flows using fewer degrees of freedom. An added benefit of such a cumulant expansion scheme is that the detailed time evolution of the flow is replaced by a description of the statistics of most interest. The modes associated with the low-order statistics may be described by a fixed point or a slow manifold that can be quickly accessed.

It is important to note that naive implementations of expansions in cumulants may be much more expensive computationally than full DNS because the second cumulant may have higher dimension than the underlying fields (depending on the symmetry of the problem and choice of averaging operation). In this paper we investigate a reduced dimensionality method for DSS, based on a Proper Orthogonal Decomposition (POD) of the eigenvectors of the second moment. This is a form of unsupervised learning, (Ghahramani 2003) with training based upon full resolution simulations. The equations of motion (EOMs) for the cumulants are rotated into a sub-basis formed by the eigenvectors of the second zonally-averaged moment after removal of eigenvectors with small eigenvalues. We implement POD directly on the simplest non-trivial closure, one that goes to second order in an expansion of cumulants (CE2), of two model problems in fluid dynamics.

The rest of the paper is organized as follows. In Section 2 we introduce the two different types of cumulant expansions. Although CE2 is often performed using a zonal average (Marston *et al.* 2008, 2019) (Section 2.1), this has the drawback that scattering of eddies off non-zonal coherent structures such as vortices are neglected (Tobias & Marston 2017*b*). We therefore also explore a variant of CE2 that is based upon an ensemble average (Bakas & Ioannou 2011, 2013, 2014; Allawala & Marston 2016) (Section 2.2). Although more accurate, ensemble-averaged cumulants have higher dimensionality compared with those based upon the zonal average; this is partly overcome with our POD method as discussed in Section 3. In Section 4 both types of CE2 are evaluated against DNS which serves as the reference truth. We test the approaches on two different highly idealized barotropic models of planetary atmospheres on a spherical geodesic grid: A deterministic point jet relaxed toward an unstable profile (Section 4.1), and a stochastically-forced jet (Section 4.2). The order of magnitude computational savings of DSS in a reduced basis with little loss to accuracy promises a fast and accurate alternative to accessing directly the low-order statistics of turbulent flows, and offers the possibility that flow regimes inaccessible to DNS will come within reach. This speed-up is illustrated by a continuation in parameter space, keeping the POD basis fixed, in Section 5. Section 6 concludes with some discussion.

## 2. Cumulant Expansions

We carry out a non-equilibrium statistical closure of the low order equal-time statistics of the flow (Marston *et al.* 2019, 2008). The approach can be more easily understood by application to a simple toy model. We do so here by considering a barotropic (two-dimensional) fluid on a rotating sphere of unit radius, where relative vorticity evolves under the action of a bilinear Jacobian operator,  $J[A, B] = \hat{r} \cdot (\nabla A \times \nabla B)$ , a linear operator that contains frictional and hyperviscous terms  $L[A] \equiv -[\kappa - \nu_3(\nabla^2 + 2)\nabla^4]A$ , and either a deterministic forcing term  $F$ , stochastic forcing  $\eta$ , or both. The EOM of the barotropic model is then given by:

$$\dot{\zeta} = J[\zeta + f, \psi] + L[\zeta] + F + \eta, \quad (2.1)$$

where  $\psi$  is the stream function,  $\zeta = \nabla^2 \psi$  is the relative vorticity,  $f = 2\Omega \cos(\theta)$  is the Coriolis parameter,  $\theta$  is the co-latitude and  $\phi$  is the azimuth angle. We set  $\Omega = 2\pi$  and thus the unit of time is the period of rotation, a day.

The cumulant expansion may then be implemented by Reynolds decomposing the relative vorticity into the sum of an average vorticity field  $\bar{\zeta}$  and a fluctuation about that average  $\zeta'$  so that  $\zeta(\theta, \phi) = \bar{\zeta}(\theta, \phi) + \zeta'(\theta, \phi)$ . The choice of this averaging operation will be postponed until later, but it will be required to satisfy the Reynolds averaging rules:

$$\overline{\zeta'(\theta, \phi)} = 0, \quad \overline{\overline{\zeta(\theta, \phi)}} = \overline{\zeta(\theta, \phi)}, \quad \overline{\bar{\zeta}} = \bar{\zeta}. \quad (2.2)$$

The first three cumulants are centered moments, and on the surface of a sphere the first two read:

$$\begin{aligned} c(\theta_1, \phi_1) &\equiv \overline{\zeta(\theta_1, \phi_1)}, \\ c(\theta_1, \phi_1; \theta_2, \phi_2) &\equiv \overline{\zeta'(\theta_1, \phi_1)\zeta'(\theta_2, \phi_2)}. \end{aligned} \quad (2.3)$$

Since the Jacobian couples the relative vorticity and the stream function, it is useful to define their correlations as auxiliary cumulants,

$$\begin{aligned} p(\theta_1, \phi_1) &\equiv \overline{\psi(\theta_1, \phi_1)}, \\ p(\theta_1, \phi_1; \theta_2, \phi_2) &\equiv \overline{\zeta'(\theta_1, \phi_1)\psi'(\theta_2, \phi_2)}. \end{aligned} \quad (2.4)$$

The EOMs of the cumulants are derived by applying the averaging operation to Equation (2.1). Refer to Marston *et al.* (2019) for a detailed derivation. The first cumulant evolves as:

$$\begin{aligned} \frac{\partial}{\partial t} c(\vec{\Omega}_1) &= \int J_1 \left[ p(\vec{\Omega}_1, \vec{\Omega}_2), \delta(\vec{\Omega}_1 - \vec{\Omega}_2) \right] d\Omega_2 \\ &+ J_1 \left[ c(\vec{\Omega}_1) + f(\theta_1), p(\vec{\Omega}_1) \right] \\ &+ L_1 \left[ c(\vec{\Omega}_1) \right] + F(\vec{\Omega}_1) \end{aligned} \quad (2.5)$$

where the subscript 1 on  $J$  and  $L$  indicates that these operators act upon the vector coordinate  $\vec{\Omega}_1 \equiv (\theta_1, \phi_1)$  and  $\delta(\vec{\Omega}_1 - \vec{\Omega}_2)$  is the two-dimensional Dirac functional.

As averages of the product of two fields do not generally equal the product of their separate averages, the quadratic nonlinearity leads to the well-known closure problem with the equation of motion of the first cumulant depending on the second cumulant. Likewise, the equation of motion for the second cumulant involves the first, second and third cumulant. A closure should be performed at the lowest order possible; this may be achieved by decoupling the third cumulant from the EOM of the second cumulant,

known as the CE2 approximation:

$$\overline{\zeta'(\vec{\Omega}_1) \zeta'(\vec{\Omega}_2) \psi(\vec{\Omega}_3)} \simeq c(\vec{\Omega}_1, \vec{\Omega}_2) p(\vec{\Omega}_3) \quad (\text{CE2}). \quad (2.6)$$

With this approximation the EOM for the second cumulant closes to give

$$\begin{aligned} \frac{\partial}{\partial t} c(\vec{\Omega}_1, \vec{\Omega}_2) &= 2 \{ J_1 \left[ c(\vec{\Omega}_1) + f(\theta_1), p(\vec{\Omega}_2, \vec{\Omega}_1) \right] \\ &\quad + 2 J_1 \left[ c(\vec{\Omega}_1, \vec{\Omega}_2), p(\vec{\Omega}_1) \right] \\ &\quad + L_1 \left[ c(\vec{\Omega}_1, \vec{\Omega}_2) \right] \} + 2 \Gamma(\vec{\Omega}_1, \vec{\Omega}_2), \end{aligned} \quad (2.7)$$

where the symmetrization operator  $\{\cdot\}$  performs an average over all interchanges of the field points. Here  $\Gamma(\vec{\Omega}_1, \vec{\Omega}_2)$  is the covariance of the Gaussian stochastic forcing  $\eta(\vec{\Omega}, t)$  that is assumed to be  $\delta$ -correlated in time. CE2 neglects interaction between two fluctuations to produce another fluctuation because of the decoupling of the third and higher cumulants (Herring 1963; Schoeberl & Lindzen 1984). Thus the fluctuation-fluctuation scattering process is neglected, making it formally equivalent to a quasi-linear approximation (O’Gorman & Schneider 2007; Herring 1963). This confers upon the CE2 approximation two attractive properties: conservation up to quadratic order (Legras 1980) (angular momentum, energy and enstrophy) in the limit of no forcing or dissipation, and physical realizability (Hänggi & Talkner 1980; Kraichnan 1980; Salmon 1998) with a positive-definite second cumulant. These properties ensure numerical stability. Both the DNS and DSS performed here are carried out in a basis of spherical harmonics (see Marston *et al.* (2019)) with the spectral decomposition:

$$\zeta(\theta, \phi) = \sum_{\ell=1}^L \sum_{|m| \leq \min(\ell, M)} \zeta_{\ell m} Y_{\ell}^m(\theta, \phi). \quad (2.8)$$

Spectral cutoffs  $L$  and  $M$  are specified below.†

### 2.1. Zonal Average

Common choices for the DSS averaging operation,  $\overline{\cdot}$ , are temporal, spatial and ensemble means. For models with zonal symmetry such as idealized geophysical or astrophysical flows the zonal spatial average, defined as  $\bar{q}(\theta) \equiv \frac{1}{2\pi} \int_0^{2\pi} q(\theta, \phi) d\phi$ , is often the simplest and most natural. Henceforth  $\overline{\cdot}$  will be used to only denote such a zonal average. Since the fluctuations  $q'$  with respect to a zonal average now represent eddies that may be classified by zonal wavenumber, zonal CE2 allows for the interaction between a mean flow and an eddy to produce an eddy, and also for the interaction between two eddies to produce a mean flow as shown in Figure 1(a). An important virtue of the zonal average is that it reduces the dimension of each cumulant by one in the zonal direction, reducing computational complexity. The first cumulant depends only on the co-latitude,  $c(\vec{\Omega}_1) = c(\theta_1)$ , and the second cumulant depends only on the two co-latitudes of either points and the difference in their longitudes,  $c(\vec{\Omega}_1, \vec{\Omega}_2) = c(\theta_1, \theta_2, \phi_2 - \phi_1)$ . Since  $c(\vec{\Omega}_1)$ ,  $p(\vec{\Omega}_1)$  and  $f(\theta_1)$  do not vary with longitude, the second term in Equation (2.5) vanishes.

### 2.2. Ensemble Average

In systems where the eddy-eddy scattering processes dominate, or where non-zonal coherent structures dominate, zonal CE2 can give an inaccurate reproduction of the

† A program that implements the computations is available on the Apple Mac App Store at URL <https://apps.apple.com/us/app/gcm/id592404494?mt=12>.

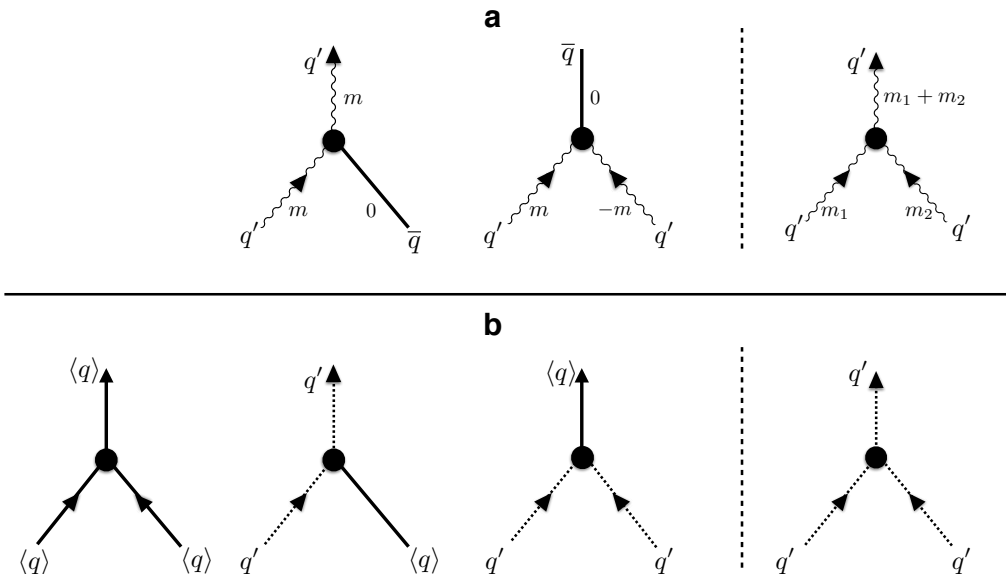


FIGURE 1. (a) Retained (left) and discarded (right) triadic interactions in zonal CE2. Solid lines denote the amplitude of the zonal mean flow. Wavy lines represent eddies with zonal wavenumber  $m$  that is unchanged by the interaction with the zonal mean flow. (b) Same as (a) but for ensemble CE2. Solid lines indicate the coherent part of the flow, and dashed lines represent the incoherent parts. The zonal wavenumber now generally changes when the coherent and/or incoherent components interact.

statistics (Tobias & Marston 2013). An alternative version of the cumulant expansion that does not entirely neglect these processes can be formulated by replacing the zonal average with an ensemble average, to be denoted in the following with  $\langle \dots \rangle$ . Formally the triadic interactions that are retained in ensemble CE2 are identical to those in zonal CE2 as shown in Figure 1(b) except for the addition of a diagram with three mean fields. This addition reflects the fact that, for ensemble averaging, the mean field may contain non-zonal coherent structures (Bakas & Ioannou 2011, 2013, 2014; Allawala & Marston 2016) instead of only the zonal mean; the fluctuations about this average represent incoherent perturbations, instead of eddies, that may interact. The coherent part of the flow,  $c(\theta, \phi) = \langle \zeta(\theta, \phi) \rangle$ , may for instance consist of long-lived vortices rather than zonal jets (Tobias & Marston 2017a) in which case departures from the zonal mean do not necessarily constitute a fluctuation, and some of the eddy + eddy  $\rightarrow$  eddy scattering processes (where eddies are defined as deviations from the *zonal* mean) are retained. On the other hand, because only the first two cumulants are retained, ensemble-averaged CE2 is equivalent to the requirement that the probability distribution function be purely Gaussian – an approximation known to be poor for some flows such as isotropic and homogeneous turbulence.

It is well known that for ergodic flows, the average over an infinite ensemble of realizations should equal a long-time average (in the limit of the averaging time going to infinity). For such flows one therefore expects that the statistics in ensemble CE2 typically flow to a single fixed point — this would be guaranteed if there were no closure approximation — and those for zonal CE2 to match this behaviour. However in flows where long-lived coherent structures such as vortices and jets play an important role (Frishman *et al.* 2017), reducing the chaoticity of the flow, it is not true that the two versions of CE2 described here should yield the same results. If ensemble CE2 is initialised

with non-zonally symmetric initial conditions then we find that it often flows to a fixed point. By contrast zonal CE2 often does not flow to a fixed point; instead the statistics may oscillate in time (Marston *et al.* 2019).

### 3. Proper Orthogonal Decomposition

The zonal average second cumulant is a three-dimensional object, one dimension higher than that of the underlying dynamical fields; for ensemble averages the second cumulant is of dimension four. This ‘‘curse of dimensionality’’ (Bellman 1957, 1961) can be tamed by application of Proper Orthogonal Decomposition (POD) (Holmes *et al.* 1998; Muld *et al.* 2012) directly to the low order statistics. Traditionally, POD has been applied directly to the instantaneous master PDEs; instead, here we apply these methods directly to the statistical formulation and find improved performance. Because the two operations of formulating DSS, and reducing dimensionality, do not commute, a given number of POD modes may better represent the DSS statistics than they would the full instantaneous dynamics. In the reduced basis the two-point function may be efficiently evolved forward in time without encountering the instabilities that plague DNS in POD bases (Resseguier *et al.* 2015). Here we illustrate how the procedure keeps dimensionality in check without significant loss of accuracy.

A new basis of lower dimensionality that represents the first and second cumulants may be found by Schmidt decomposition of the zonally-averaged second moment:

$$\begin{aligned} \overline{\zeta(\vec{\Omega}_1) \zeta(\vec{\Omega}_2)} &= c(\vec{\Omega}_1, \vec{\Omega}_2) + c(\theta_1)c(\theta_2) \\ &= \sum_i \lambda_i \xi_i(\vec{\Omega}_1) \xi_i(\vec{\Omega}_2). \end{aligned} \quad (3.1)$$

Here  $\xi_i(\vec{\Omega}_1)$  is an eigenvector of the second moment with eigenvalue  $\lambda_i$  that is both real and non-negative (Kraichnan 1980). Eq. 3.1 can equivalently be expressed in the space of spherical harmonics where the second moment  $m_{\ell\ell'm} \equiv \zeta_{\ell m} \zeta_{\ell'm}^*$  is block-diagonal in the zonal wavenumber  $m$  and

$$m_{\ell\ell'm} = c_{\ell\ell'm} + c_{\ell} c_{\ell'} \delta_{m,0} = \sum_i U_{\ell i}^{(m)} \lambda_i^{(m)} U_{\ell' i}^{\dagger(m)}. \quad (3.2)$$

Here  $U_{\ell i}^{(m)}$  are unitary matrices ( $\sum_{\ell} U_{i\ell}^{\dagger(m)} U_{\ell j}^{(m)} = \delta_{ij}$ ) that are composed of the eigenvectors of the second moments:  $\sum_{\ell'} m_{\ell\ell'm} U_{\ell' j}^{(m)} = \lambda_j U_{\ell j}^{(m)}$ . The dimension of the EOMs for the cumulants may now be reduced by setting a cutoff for the eigenvalues,  $\lambda_c$ , and discarding all eigenvectors with eigenvalues below this value. The truncation generally breaks conservation of angular momentum, energy, and enstrophy, but for driven and damped systems this will generally not cause divergences as long as the truncation is not too severe. Positivity of the second cumulant is maintained by periodically projecting out eigenvectors with negative eigenvalues.

The zonally-averaged second moment is accumulated after spin-up to a statistical steady state. For each type of simulation (DNS, zonal CE2, or ensemble CE2) we first compute the second moment in the full basis, perform the POD decomposition, and implement the corresponding reduced-dimensionality version of CE2. Figure 2, for instance, shows the second cumulant for the stochastically-forced jet (defined below) as calculated by zonal CE2 at different levels of truncation. A severe truncation that retains only the six eigenvectors with largest eigenvalues is still able to reproduce most features of the cumulant.

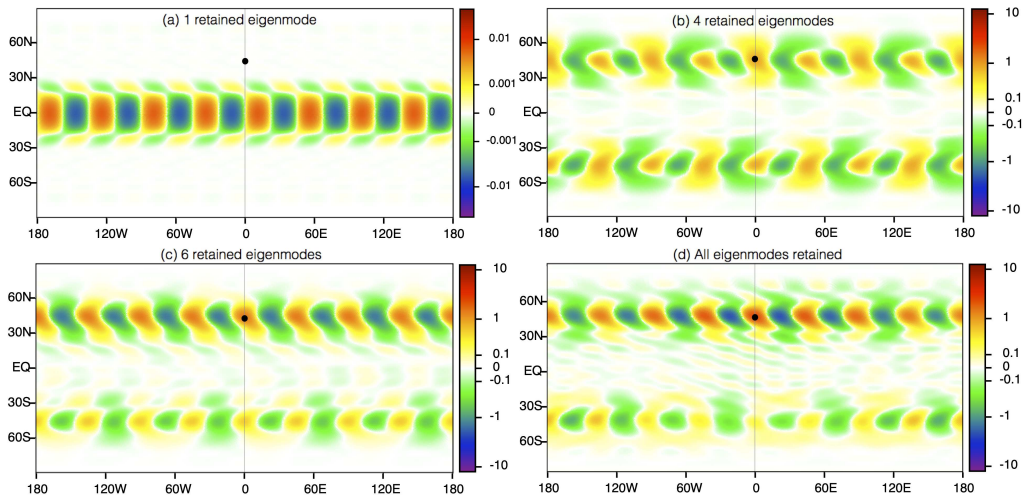


FIGURE 2. The reconstituted second cumulant of the stochastic jet with varying number of retained eigenmodes (out of a total of 441) as found by zonal CE2. The jet is spun up for 300 days and then the second cumulant is time-averaged for a subsequent 700 days. The reference point (black dot) for one of the two coordinates appearing in the second cumulant, Equation (2.3), is on the central meridian ( $\phi_2 = 0$ ) at co-latitude of  $\theta_2 = 45^\circ$ . The 6 largest eigenvalues paired with their corresponding zonal wavenumber are:  $(m, \lambda_i^{(m)}) = (0, 19.43), (8, 2.197), (7, 2.062), (4, 1.110), (8, 0.838),$  and  $(9, 0.676)$ .

## 4. Tests

We first implement unreduced ensemble CE2 and zonal CE2 on two idealized barotropic models on a rotating unit sphere. After comparing these two variants of CE2 against the statistics gathered by DNS that are used as the reference truth, we study the efficacy of dimensional reduction of the two forms of DSS using the POD procedure outlined in Section 3.

### 4.1. Point Jet

We study a deterministic point jet that relaxes on a timescale  $\tau$  toward an unstable retrograde jet with meridional profile  $\zeta_{jet}(\theta) = -\Xi \tanh((\pi/2 - \theta)/\Delta\theta)$ . Parameters  $\Xi = 0.6\Omega$  and  $\Delta\theta = 0.05$  are chosen to correspond with the jet previously examined in Marston *et al.* (2008). The flow is damped and driven by the terms that appear in Equation (2.1), i.e.

$$L[\zeta] + F = \frac{\zeta_{jet} - \zeta}{\tau} \quad (4.1)$$

with  $\eta = 0$ . Spectral simulations are performed at a modest resolution of  $0 \leq \ell \leq L$  and  $|m| \leq \min\{\ell, M\}$  with  $L = 20$  and  $M = 12$ . For a short relaxation time of  $\tau = 2$  days the flow is dominated by critical-layer waves and eddies are suppressed by the strong coupling to the fixed jet. For a longer relaxation time of  $\tau = 20$  days the flow is turbulent and well-mixed near the equator. Since zonal CE2 neglects eddy-eddy interactions it increasingly differs from DNS as  $\tau$  grows. Here we set  $\tau = 20$  days to demonstrate that ensemble-averaged CE2 captures features of the non-zonal coherent structures that zonal average CE2 misses. Figure 3(a) shows that ensemble CE2 accurately reproduces the zonal mean absolute vorticity, whereas zonal CE2 overmixes the absolute vorticity at low latitudes (Marston *et al.* 2008). Figure 4 shows that whereas zonal CE2 has power only in the zonal mean  $m = 0$  mode, and a single eddy of wavenumber  $m = 3$ , the power spectrum



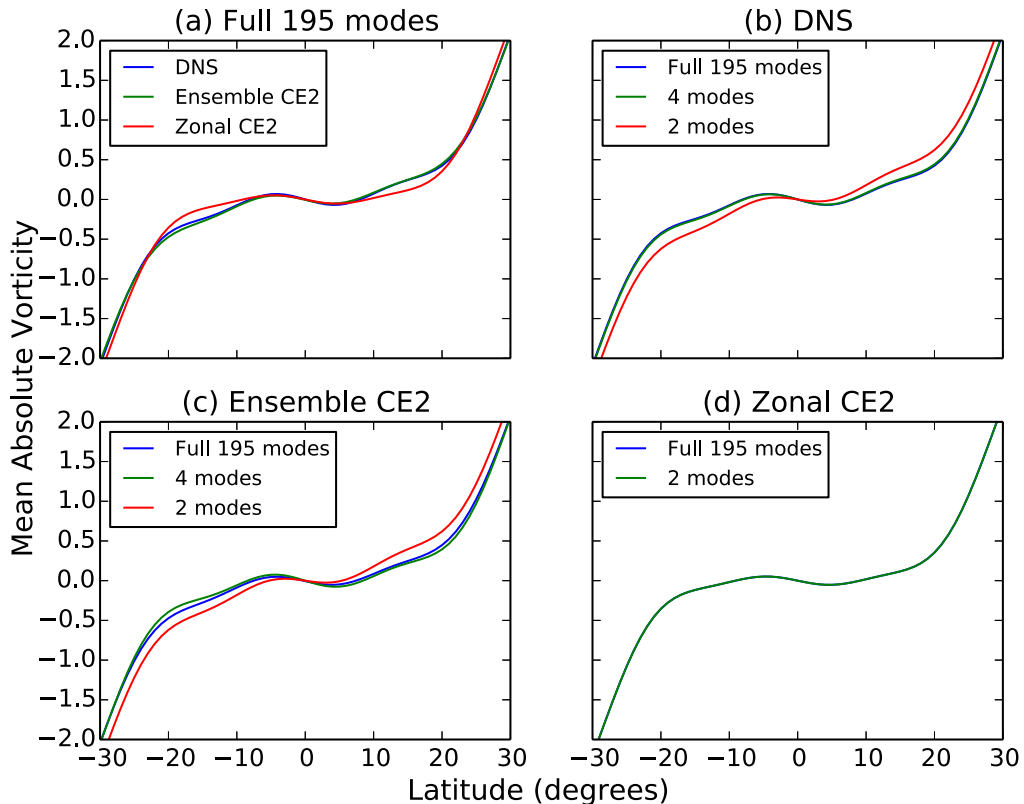


FIGURE 3. (a) Zonal mean absolute vorticity  $\overline{\zeta + f}$  of the point jet as a function of latitude for DNS, ensemble CE2 and zonal CE2. (b) – (d) Comparison of all modes retained against different levels of truncation for DNS, ensemble CE2 and zonal CE2 respectively. Each run is evolved until a statistically-steady state is reached.

of ensemble CE2 matches that found by DNS. DNS statistics are accumulated from time 500 to 1000 days after spin-up of 500 days. Ensemble CE2 reaches a statistical steady-state by 400 days and no time-averaging is required. Whereas the second cumulant of the vorticity field as determined by zonal CE2 exhibits artificial reflection symmetry about the equator (Marston *et al.* 2008), ensemble CE2 does not have this defect; see Figure 4(b, d, f).

We turn now to model reduction via POD truncation. Figure 3(b)-(d) show the first cumulants, or zonal mean absolute vorticity, at different levels of truncation. While POD offers a substantial dimensional reduction for DNS and ensemble CE2 with slight loss of accuracy, extreme truncation of zonal CE2 down to just a few modes is possible. This is consistent with the spectrum of the eigenvalues of the second moment shown in Figure 5(a). The steep decay of the eigenvalues of zonal CE2 reflects the fact that only the  $m = 3$  eddy has power.

#### 4.2. Stochastic Jet

Jets that form spontaneously in the presence of rotation and small scale random forcing provide another, perhaps more stringent, test of DSS. An idealized barotropic model that has been much studied (Farrell & Ioannou 2007; Tobias *et al.* 2011; Tobias & Marston

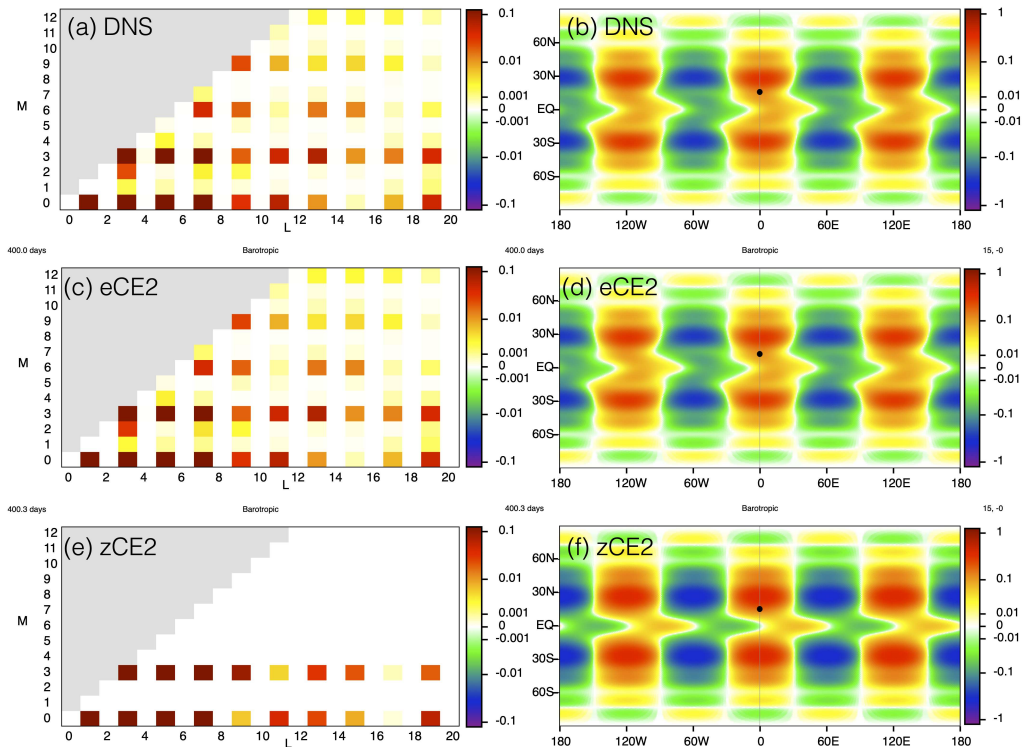


FIGURE 4. Power spectra (left) and second cumulant of relative vorticity field (right) of the point jet for (a-b) DNS, (c-d) ensemble CE2 and (e-f) zonal CE2. DNS is evolved until 1000 days with time-averaging over the last 500 days. Ensemble and zonal CE2 are evolved until 400 days without time-averaging. The reference point (black dot) for one of the two coordinates appearing in the second cumulant, Equation (2.3), is on the central meridian ( $\phi_2 = 0$ ) at co-latitude of  $\theta_2 = 75^\circ$ . Ensemble CE2 matches the statistics obtained by accumulation from DNS whereas zonal CE2 exhibits an artificial symmetry of reflection about the equator not present in the statistics obtained from DNS.

2013; Constantinou *et al.* 2014; Marston *et al.* 2019) is governed by:

$$L[\zeta] = -[\kappa - \nu_3(\nabla^2 + 2)\nabla^4]\zeta, \quad (4.2)$$

with  $F = 0$ . We examine this model for the set of parameters used in (Marston *et al.* 2019); friction  $\kappa = 0.02$  with hyperviscosity  $\nu_3$  set such that the mode at the smallest length scale decays at a rate of 1. The covariance of the Gaussian white noise of the modes that are forced stochastically is  $\Gamma_{\ell\ell'm} = 0.1\delta_{\ell\ell'}$  for  $8 \leq \ell \leq 12$  and  $8 \leq |m| \leq \ell$ , and set the stochastic renewal time to be  $\tau_r = 0.1$ . For this experiment, the forcing is concentrated at low latitudes, enabling an evaluation of the ability of different DSS approximations to convey angular momentum towards the poles (Marston *et al.* 2019, 2016). Spectral simulations are performed at a resolution of  $0 \leq l \leq L$  and  $|m| \leq \min\{l, M\}$  with  $L = 30$  for  $M = 20$ . After a spin-up time of 300 days, statistics are accumulated for a further 700 days.

Figure 6(a) compares the zonal mean zonal velocity as a function of latitude for ensemble CE2, zonal CE2, and DNS. Owing to the neglect of eddy-eddy scattering in zonal CE2, there is no mechanism to transport eddy angular momentum from the equator, where the forcing is concentrated, towards the poles, and the method underestimates the mean zonal velocity at high latitudes. Ensemble CE2 does somewhat better, but

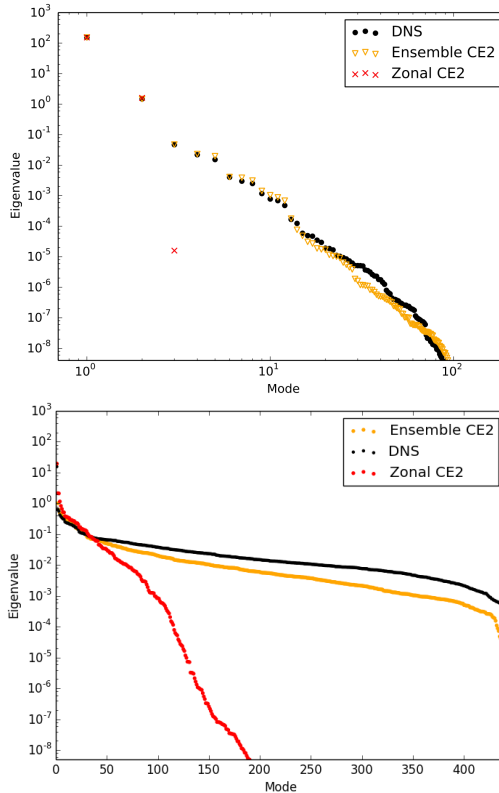


FIGURE 5. (Top) Spectrum of eigenvalues of the second moment of the point jet in descending order for DNS, ensemble CE2, and zonal CE2. The eigenvalues decay most quickly for zonal CE2; only zonal wavenumbers  $m = 0$  and  $m = 3$  have non-zero eigenvalues  $\lambda_i^{(m)}$ , consistent with the power spectra shown in Figure 4. (Bottom) Spectrum of eigenvalues for the stochastic jet. The eigenvalues decay exponentially, though less rapidly than for the point jet.

the match at high latitudes remains poor. (Higher-order closures do much better – see Marston *et al.* (2019) – but for simplicity we do not study them here.) The second vorticity cumulant is shown in Figure 7(b,d,f). Vorticity correlations are non-local in space, and zonal CE2 exaggerates the range of the correlations because the waves are coherent, again owing to the lack of eddy-eddy scattering. Ensemble CE2 more closely matches DNS.

We now examine the reduction in dimensionality of DSS by POD. Figure 6(b)-(d) shows the zonal mean zonal velocity as a function of latitude at different levels of truncation for DNS, ensemble CE2 and zonal CE2. It is apparent that both types of CE2 are better suited to the POD method than DNS. Zonal CE2 in particular allows for a more severe truncation compared with ensemble CE2 and DNS, a fact that can again be explained by the spectrum of eigenvalues shown in Figure 5(b). The eigenvalues decay more slowly for the stochastically-forced jet than for the point jet. It can be seen that statistics accumulated from DNS do not converge monotonically in truncation level toward those of the full simulation; those obtained from the cumulant expansions are better behaved. Convergence of the second cumulant with increasing number of retained modes is also evident; see Figures 8 and 9.

The number of operations required for a POD reduced CE2 time step scales with the size of the retained basis  $N_{ret}$  as  $\mathcal{O}(N_{ret}^3)$ . Therefore a dimensional reduction from

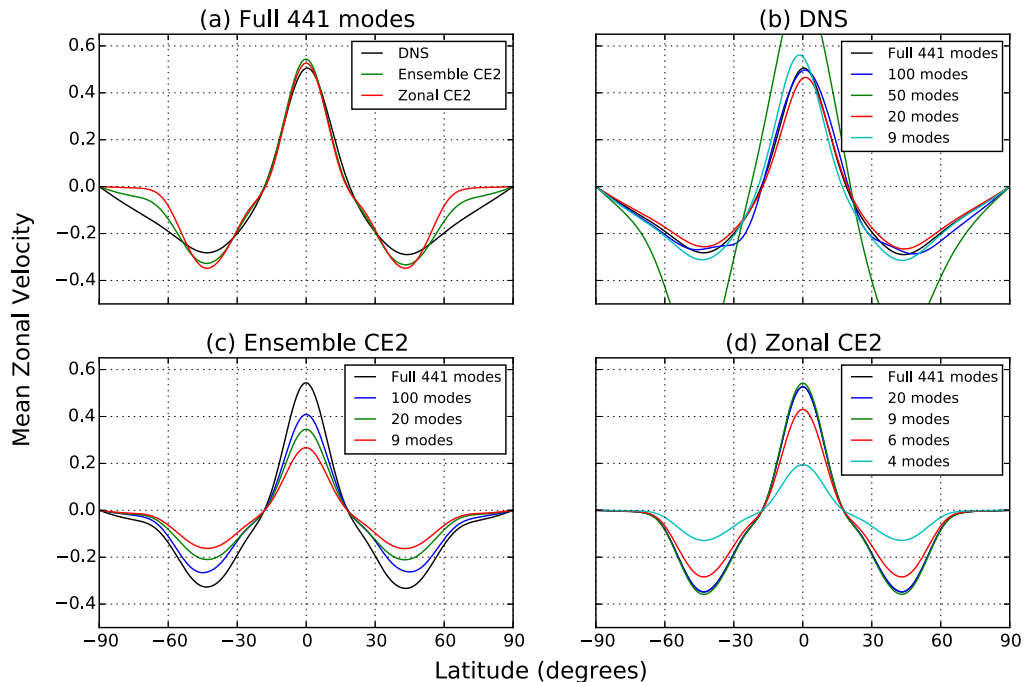


FIGURE 6. (a) Comparison of the zonal mean zonal velocity of the stochastically-driven jet as a function of latitude for DNS, ensemble CE2 and zonal CE2. Ensemble CE2 matches DNS better than zonal CE2 because it retains some of the eddy-eddy scattering process which transports eddy angular momentum poleward. (b)-(d) Comparison of the zonal mean zonal velocities of the non-truncated system against different levels of truncation for DNS, ensemble CE2 and zonal CE2 respectively.

$N_{ret} = 441$  to  $N_{ret} = 13$  would naively equate to a speed up of order  $10^4$ . In the case of unreduced zonal CE2, however, zonal symmetry may be exploited to decrease the number of operations per time step (Marston *et al.* 2019) to  $\mathcal{O}(L^3M) \ll \mathcal{O}((LM)^3)$ . Nevertheless, the speed up is considerable. A machine with a 2.6 GHz quad-core Intel Core i7 processor runs  $28\times$  faster for reduced zonal CE2 with  $N_{ret} = 13$  in comparison to full unreduced zonal CE2, with little loss in accuracy.

## 5. Continuation In Parameter Space

The test problems studied in the preceding section show that it is possible to implement DSS in a subspace of reduced dimensionality, supporting the idea that relatively few modes are required for a description of the low-order statistics. The reduced statistical simulations still, however, require a full resolution training run for POD. Thus, from a practical point of view, the reduced simulations do not offer a speed-up. In order to address this, we show here that it is possible to fix the reduced basis obtained from a single training run, alter model parameters, and still obtain good agreement with both DNS and CE2 in a reduced basis. Thus, the reduced basis obtained from one training run can be used to perform DSS for a range of parameters.

We illustrate the continuation by reducing the relaxation time of the point jet. This parameter controls the relative degree of turbulence to mean flow in the jet and is related to the Kubo number, which is a measure of the degree of applicability of the quasilinear approximation (Marston *et al.* 2016). We utilize the  $\tau = 20$  days jet as a training run for

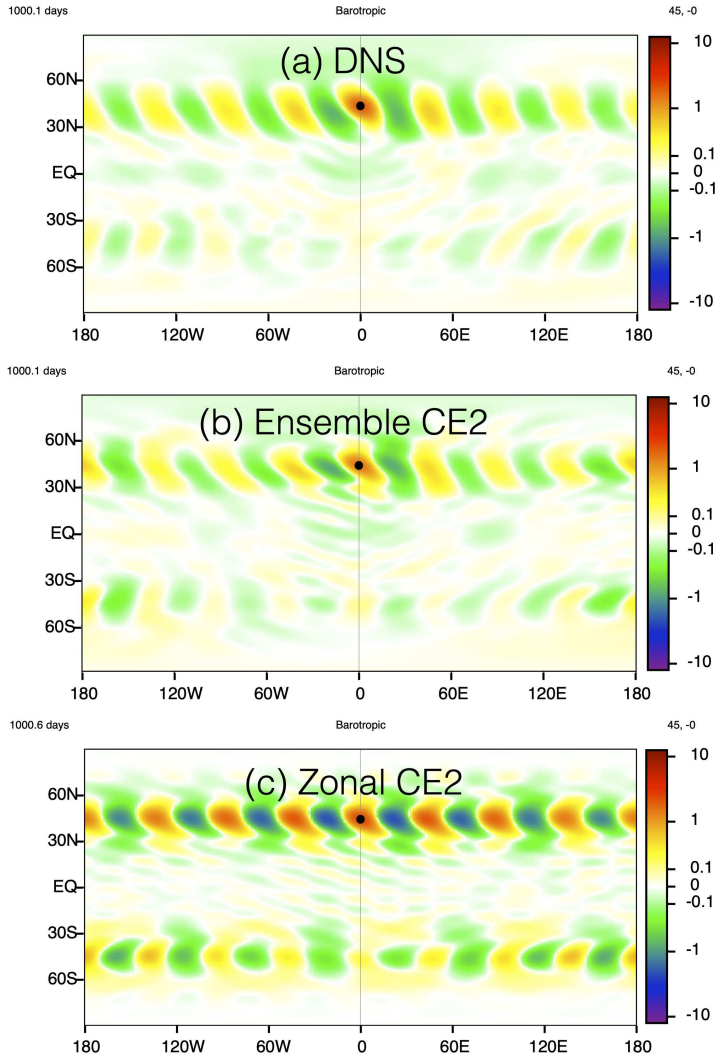


FIGURE 7. Second cumulant of relative vorticity field of the stochastic jet for (a) DNS, (b) ensemble CE2, and (c) zonal CE2. The reference point for the second cumulant (black dot) is positioned along the central meridian at a co-latitude of  $45^\circ$ . Zonal CE2 shows exaggerated coherent waves in comparison to DNS and ensemble CE2.

POD on the ensemble CE2 solution, and calculate the reduced basis for this parameter set. Figure 10 shows the (zonally averaged) first cumulant for ensemble CE2 in this reduced basis of 40 retained modes for  $\tau = 10$  and 5 days. Note that the dynamics (and indeed the statistics) does change significantly when this parameter is altered. For  $\tau = 10$  days the agreement is exceptionally good. However, as the parameter  $\tau$  is reduced further away from the training run to  $\tau = 5$  days the agreement between reduced ensemble CE2 with full ensemble CE2 and DNS worsens as expected. Even here, qualitative agreement is retained. Continuation to values of  $\tau$  greater than that of the training value is also possible. The bottom panel of Figure 10 shows the statistics for the  $\tau = 20$  days jet as calculated by reduced ensemble CE2 with a basis determined by a  $\tau = 10$  days training run. Excellent agreement is obtained.

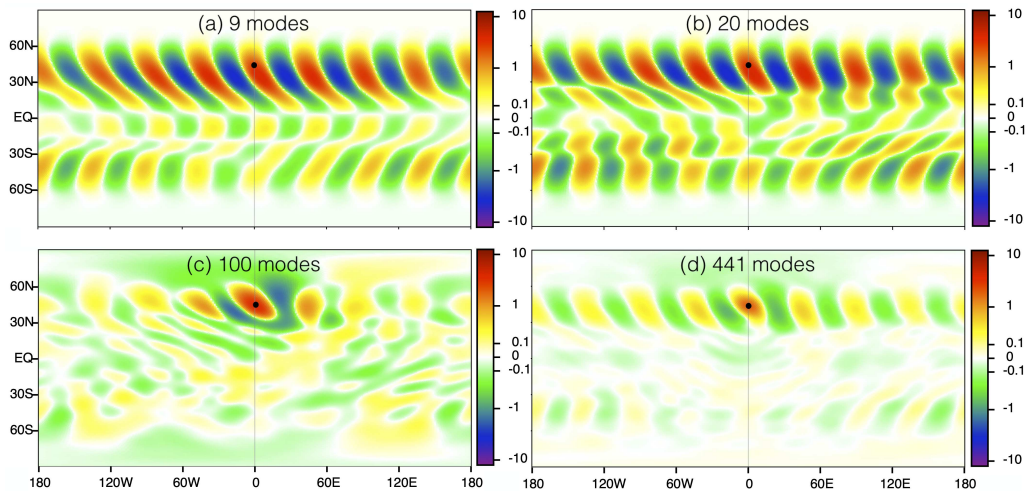


FIGURE 8. Comparison of the second vorticity cumulants of the stochastic jet in the statistical steady state of DNS for different truncation levels. The non-truncated statistics are shown in panel (d).

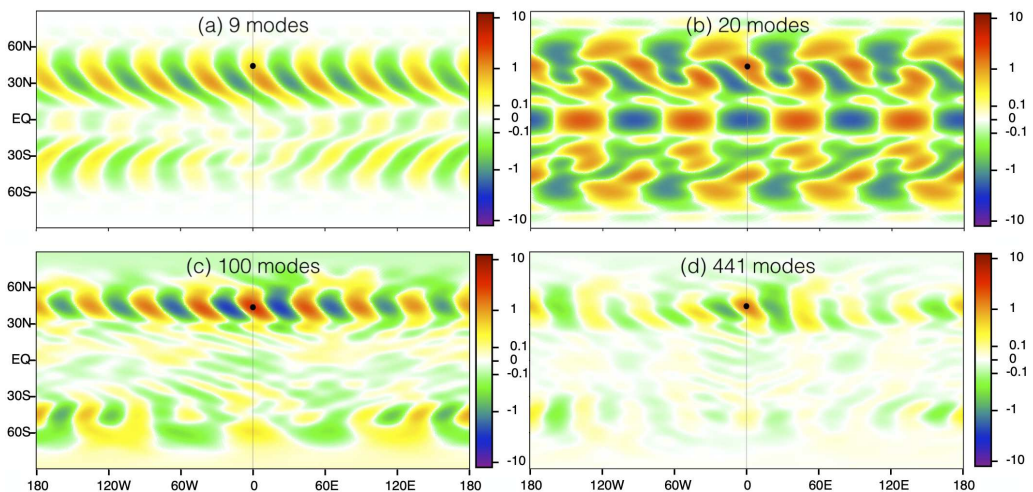


FIGURE 9. Comparison of the second vorticity cumulants of the stochastic jet in the statistical steady state of ensemble CE2 for different truncation levels. The non-truncated statistics are shown in panel (d).

Comparison of power spectrum in Figure 11 with Figure 4(c) shows that second-order statistics show qualitative agreement as  $\tau$  is continued from 10 to 20 days. The reduction in dimensionality simplifies the spectrum of the reduced ensemble CE2 spectra in comparison with the full-resolution simulation as expected. This initial exploration of parameter continuation shows a promising direction for future research.

## 6. Discussion and conclusion

Proper Orthogonal Decomposition (POD) can be used to reduce the dimensionality of second order cumulant expansions (CE2) by discarding modes that are unimportant for

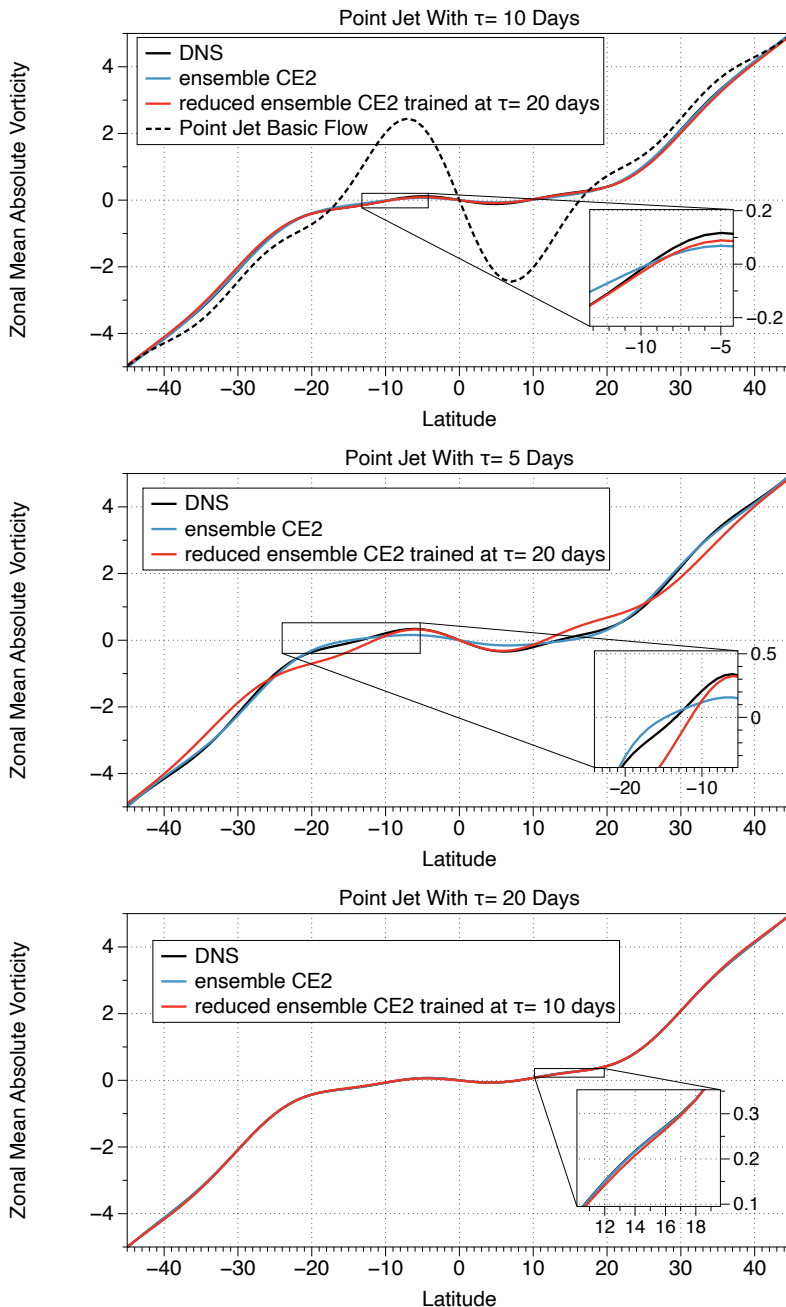


FIGURE 10. Zonal mean absolute vorticity  $\overline{\zeta + f}$ , of the point jet as a function of latitude for DNS, full ensemble CE2 and reduced ensemble CE2 for different jet relaxation times  $\tau$  (see Eq. 4.1). The reduced basis is fixed and obtained by POD from ensemble CE2 for a single training run on the jet at a different value of  $\tau$ . In each case 40 modes are retained. Top: The point jet with  $\tau = 10$  days with a reduced basis obtained from a training run at  $\tau = 20$  days. The basic absolute vorticity of the point jet,  $\zeta_{jet} + f$ , is shown for comparison; the region around the equator is well mixed by the eddies. Middle: The point jet  $\tau = 5$  days from a training run at  $\tau = 20$  days. As parameter  $\tau$  is continued away from the training run with  $\tau = 20$  the agreement between reduced ensemble CE2 with full ensemble CE2 and DNS deteriorates. Bottom: The point jet with  $\tau = 20$  days where the reduced basis is obtained from a training run at  $\tau = 10$  days.

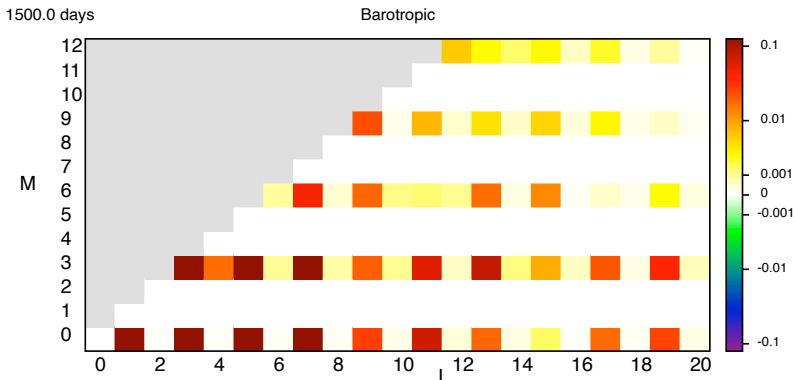


FIGURE 11. Power spectra for the  $\tau = 20$  day jet as calculated by reduced ensemble CE2 with 40 retained modes, with the fixed basis determined by training on the  $\tau = 10$  days jet. Comparison should be made to Figure 4(c).

the low-order statistics. For one of the two idealized models that we studied, the first and second cumulants can be accurately reproduced with relatively few modes, permitting a substantial reduction in dimensionality, and an increase in computational speed. This is particularly true for zonal CE2. The degree of truncation and hence computational saving that can be made while maintaining accuracy depends on the specifics of the system, as demonstrated by our results for the two different test problems.

It would be interesting to explore dimensional reduction of Direct Statistical Simulation (DSS) for more realistic models such as those explored in Ait-Chaalal *et al.* (2016). Dimensional reduction by POD has been tested in a quasilinear model of the ocean boundary layer (Skitka *et al.* 2020). It would also be interesting to determine whether or not a dimensional reduction algorithm could be constructed that acts dynamically on DSS, bypassing the step of first acquiring statistics for the full non-truncated problem, as in the current work. With such an advance it may be possible for DSS to access regimes that cannot be reached by DNS. We note that CE2 by itself has already been used for a dynamo problem to access lower magnetic Prandtl number than is possible by DNS (Squire & Bhattacharjee 2015). As reduced-dimensionality DSS is able to quickly describe some fluid dynamical systems via parameter continuation of the low-order statistics, the combination of POD with cumulant expansions offers a good prospect for other simulations to reach beyond DNS.

## Declaration of Interests

The authors report no conflict of interest.

## Acknowledgements

Supported in part by NSF DMR-1306806 and by a grant from the Simons Foundation (Grant number 662962, GF). SMT would also like to acknowledge support of funding from the European Research Council (ERC) under the European Unions Horizon 2020 research and innovation program (grant agreement no. D5S-DLV-786780). We thank Greg Chini and Joe Skitka for useful discussions.



- AIT-CHAALAL, FARID, SCHNEIDER, TAPIO, MEYER, BETTINA & MARSTON, JB 2016 Cumulant expansions for atmospheric flows. *New Journal of Physics* **18** (2), 025019.
- ALLAWALA, ALTAN & MARSTON, J B 2016 Statistics of the stochastically forced Lorenz attractor by the Fokker-Planck equation and cumulant expansions. *Physical Review E* **94**, 052218(9).
- BAKAS, NIKOLAOS A & IOANNOU, PETROS J 2011 Structural stability theory of two-dimensional fluid flow under stochastic forcing. *Journal of Fluid Mechanics* **682**, 332–361.
- BAKAS, NIKOLAOS A & IOANNOU, PETROS J 2013 Emergence of large scale structure in barotropic  $\beta$ -plane turbulence. *Physical review letters* **110** (22), 224501.
- BAKAS, NIKOLAOS A & IOANNOU, PETROS J 2014 A theory for the emergence of coherent structures in beta-plane turbulence. *Journal of Fluid Mechanics* **740**, 312–341.
- BARKLEY, D. 2016 Theoretical perspective on the route to turbulence in a pipe. *Journal of Fluid Mechanics* **803**, P1.
- BATCHELOR, GK 1947 Kolmogoroff's theory of locally isotropic turbulence. In *Mathematical Proceedings of the Cambridge Philosophical Society*, , vol. 43, pp. 533–559. Cambridge Univ Press.
- BAUER, PETER, THORPE, ALAN & BRUNET, GILBERT 2015 The quiet revolution of numerical weather prediction. *Nature* **525** (7567), 47–55.
- BELLMAN, R.E. 1961 *Adaptive Control Processes: A Guided Tour*. Princeton University Press.
- BELLMAN, R. E. 1957 *Dynamic Programming*. Princeton University Press.
- BERGMAN, LA & SPENCER JR, BF 1992 Robust numerical solution of the transient Fokker-Planck equation for nonlinear dynamical systems. In *Nonlinear Stochastic Mechanics*, pp. 49–60. Springer.
- BOUCHET, F, MARSTON, J B & TANGARIFE, T 2018 Fluctuations and large deviations of Reynolds stresses in zonal jet dynamics. *Physics of Fluids* **30** (1), 015110–20.
- BOUCHET, FREDDY & SIMONNET, ERIC 2009 Random Changes of Flow Topology in Two-Dimensional and Geophysical Turbulence. *Physical Review Letters* **102** (9), 094504–4.
- CONSTANTINO, NAVID C, FARRELL, BRIAN F & IOANNOU, PETROS J 2014 Emergence and equilibration of jets in beta-plane turbulence: applications of Stochastic Structural Stability Theory. *Journal of the Atmospheric Sciences* **71**, 1818 – 1842.
- FARRELL, BRIAN F & IOANNOU, PETROS J 2007 Structure and Spacing of Jets in Barotropic Turbulence. *Journal of the Atmospheric Sciences* **64** (10), 3652–3665.
- FRISCH, URIEL 1995 *Turbulence: the legacy of AN Kolmogorov*. Cambridge university press.
- FRISHMAN, A., LAURIE, J. & FALKOVICH, G. 2017 Jets or vortices — What flows are generated by an inverse turbulent cascade? *Physical Review Fluids* **2** (3), 032602, arXiv: 1608.04628.
- GHAHRAMANI, ZOUBIN 2003 *Advanced Lectures on Machine Learning (ML Summer Schools 2003)*, chap. Unsupervised Learning. Springer.
- HÄNGGI, P & TALKNER, P 1980 A remark on truncation schemes of cumulant hierarchies. *Journal of Statistical Physics* **22** (1), 65–67.
- HERRING, JR 1963 Investigation of problems in thermal convection. *Journal of the Atmospheric Sciences* **20** (4), 325–338.
- HOLLOWAY, GREG & HENDERSHOTT, MYRL C 1977 Stochastic closure for nonlinear Rossby waves. *Journal of Fluid Mechanics* **82** (04), 747–765.
- HOLMES, PHILIP, LUMLEY, JOHN L & BERKOOZ, GAL 1998 *Turbulence, coherent structures, dynamical systems and symmetry*. Cambridge university press.
- HUANG, HUEI-PING, GALPERIN, BORIS & SUKORIANSKY, SEMION 2001 Anisotropic spectra in two-dimensional turbulence on the surface of a rotating sphere. *Physics of Fluids (1994-present)* **13** (1), 225–240.
- KRAICHNAN, ROBERT H 1980 Realizability Inequalities and Closed Moment Equations. *Annals of the New York Academy of Sciences* **357** (1), 37–46.
- KUMAR, PANKAJ & NARAYANAN, S 2006 Solution of Fokker-Planck equation by finite element and finite difference methods for nonlinear systems. *Sadhana* **31** (4), 445–461.
- LAURIE, JASON, BOFFETTA, GUIDO, FALKOVICH, GREGORY, KOLOKOLOV, IGOR & LEBEDEV, VLADIMIR 2014 Universal Profile of the Vortex Condensate in Two-Dimensional Turbulence. *Physical Review Letters* **113** (25), 254503–5.
- LAURIE, JASON & BOUCHET, FREDDY 2015 Computation of rare transitions in the barotropic quasi-geostrophic equations. *New Journal of Physics* **17** (1), 1–25.

- LEGRAS, BERNARD 1980 Turbulent phase shift of Rossby waves. *Geophysical & Astrophysical Fluid Dynamics* **15** (1), 253–281.
- LORENZ, EDWARD N 1967 *The nature and theory of the general circulation of the atmosphere*, vol. 218. World Meteorological Organization Geneva.
- MARSTON, JB, CONOVER, E. & SCHNEIDER, T. 2008 Statistics of an unstable barotropic jet from a cumulant expansion. *Journal of the Atmospheric Sciences* **65**, 1955–1966.
- MARSTON, J B 2010 Statistics of the general circulation from cumulant expansions. *Chaos* **20**, 041107.
- MARSTON, J B 2012 Planetary Atmospheres as Nonequilibrium Condensed Matter. *Annual Review of Condensed Matter Physics* **3** (1), 285–310.
- MARSTON, J B, CHINI, G P & TOBIAS, S M 2016 Generalized Quasilinear Approximation: Application to Zonal Jets. *Physical Review Letters* **116** (21), 214501.
- MARSTON, J. B., QI, WANMING & TOBIAS, S. M. 2019 *Direct Statistical Simulation of a Jet in Zonal Jets: Phenomenology, Genesis, Physics* (arXiv:1412.0381). Cambridge University Press.
- MULD, TOMAS W, EFRAIMSSON, GUNILLA & HENNINGSON, DAN S 2012 Flow structures around a high-speed train extracted using proper orthogonal decomposition and dynamic mode decomposition. *Computers & Fluids* **57**, 87–97.
- NAESS, A & HEGSTAD, BK 1994 Response statistics of van der Pol oscillators excited by white noise. *Nonlinear Dynamics* **5** (3), 287–297.
- O’GORMAN, PAUL A & SCHNEIDER, TAPIO 2007 Recovery of atmospheric flow statistics in a general circulation model without nonlinear eddy-eddy interactions. *Geophysical Research Letters* **34** (22).
- PICHLER, L, MASUD, A & BERGMAN, LA 2013 Numerical Solution of the Fokker-Planck Equation by Finite Difference and Finite Element Methods - A Comparative Study. In *Computational Methods in Stochastic Dynamics*, pp. 69–85. Springer.
- RESSEGUIER, VALENTIN, MÉMIN, ETIENNE & CHAPRON, BERTRAND 2015 Stochastic Fluid Dynamic Model and Dimensional Reduction. In *International Symposium on Turbulence and Shear Flow Phenomena (TSFP-9)*, pp. 1–6. Melbourne.
- SALMON, RICK 1998 *Lectures on geophysical fluid dynamics*. Oxford University Press.
- SCHOEBERL, MARK R & LINDZEN, RICHARD S 1984 A numerical simulation of barotropic instability. Part I: Wave-mean flow interaction. *Journal of the atmospheric sciences* **41** (8), 1368–1379.
- SKITKA, JOSEPH, MARSTON, J. B. & FOX-KEMPER, BAYLOR 2020 Reduced-order quasilinear model of ocean boundary-layer turbulence. *Journal of Physical Oceanograph (in press)* arXiv:1906.11671 .
- SQUIRE, J & BHATTACHARJEE, A 2015 Generation of Large-Scale Magnetic Fields by Small-Scale Dynamo in Shear Flows. *Physical Review Letters* **115** (17), 175003.
- TOBIAS, STEVEN 2019 The Turbulent Dynamo. *arXiv e-prints* p. arXiv:1907.03685, arXiv:1907.03685.
- TOBIAS, SM, DAGON, K & MARSTON, JB 2011 Astrophysical fluid dynamics via direct statistical simulation. *The Astrophysical Journal* **727** (2), 127.
- TOBIAS, SM & MARSTON, JB 2013 Direct statistical simulation of out-of-equilibrium jets. *Physical review letters* **110** (10), 104502.
- TOBIAS, SM & MARSTON, JB 2017a Direct statistical simulation of jets and vortices in 2d flows. *Physics of Fluids* .
- TOBIAS, S M & MARSTON, J B 2017b Direct statistical simulation of jets and vortices in 2D flows. *Physics of Fluids (1994-present)* **29** (11), 111111–9.
- VARADHAN, SR SRINIVASA 1966 Asymptotic probabilities and differential equations. *Communications on Pure and Applied Mathematics* **19** (3), 261–286.
- VON WAGNER, UTZ & WEDIG, WALTER V 2000 On the calculation of stationary solutions of multi-dimensional Fokker–Planck equations by orthogonal functions. *Nonlinear Dynamics* **21** (3), 289–306.